



miamidade.gov

**Water and Sewer**  
PO Box 330316 • 3071 SW 38 Avenue  
Miami, Florida 33233-0316  
T 305-665-7471

**VIA ELECTRONIC CORRESPONDENCE**

May 5, 2015

CCN: 59363  
File No: 8.DC.20.19

Chief, Environmental Enforcement Section  
Environment and Natural Resources Division  
U.S. Department of Justice  
P.O. Box 7611  
Ben Franklin Station  
Washington, D.C. 20044-7611  
RE: DOJ No. 90-5-1-1-4022/1  
[Walter.Benjamin.Fisherow@usdoj.gov](mailto:Walter.Benjamin.Fisherow@usdoj.gov)

Chief, Clean Water Enforcement Branch  
Water Protection Division  
Attn: Brad Ammons  
U.S. Environmental Protection Agency, Region 4  
61 Forsyth Street, S.W.  
Atlanta, Georgia 30303  
[Ammons.Brad@epa.gov](mailto:Ammons.Brad@epa.gov)

Rachael Amy Kamons  
Environmental Enforcement Section  
U.S. Department of Justice  
P.O. Box 7611  
Ben Franklin Station  
Washington, D.C. 20044-7611  
[Rachael.Kamons@usdoj.gov](mailto:Rachael.Kamons@usdoj.gov)

Florida Department of Environmental Protection  
Southeast District – Suite 200  
400 N. Congress Ave.  
West Palm Beach, FL 33401  
Attn: Compliance/Enforcement Section  
[Michael.Hambor@dep.state.fl.us](mailto:Michael.Hambor@dep.state.fl.us)

**RE: Consent Decree (Case: No. 1:12-cv-24400-FAM)  
Reference DOJ Case No. 90-5-1-1-4022/1  
Section VI – Wastewater Treatment Plant Operations and Maintenance Program  
Submittal, Paragraph 19(h)**

Dear Sir/Madam:

In accordance with the provisions of Paragraph 19(h) of the above referenced Consent Decree, on behalf of Miami-Dade County, the Miami-Dade Water and Sewer Department (MDWASD) submits to the Environmental Protection Agency (EPA) and the State of Florida Department of Environmental Protection (FDEP) the Wastewater Treatment Plant Operations and Maintenance Program.

I certify under penalty of law that this document and all attachments were prepared under my direction or supervision in accordance with a system designed to assure that qualified personnel properly gather and evaluate the information submitted. Based on my inquiry of the person or persons who manage the system, or those persons directly responsible for gathering such information, the information submitted is, to the best of my knowledge and belief, true, accurate and complete. I am aware that there are significant penalties for submitting false information, including the possibility of fine and imprisonment for knowing violations.

Should you have any questions regarding this matter, please call me at (786) 552-8571.

Sincerely,



Juan Carlos Arteaga, AIA, NCARB, CBO, APA, LEED® AP  
Deputy Director

Attachment: Wastewater Treatment Plant Operations and Maintenance Program

ec: Jonathan A. Glogau  
Special Counsel  
Chief, Complex Litigation  
Office of the Attorney General  
PL-01, The Capitol  
Tallahassee, FL 32399-1050  
850-414-3817  
[Jon.Glogau@myfloridalegal.com](mailto:Jon.Glogau@myfloridalegal.com)

Florida Department of Environmental Protection  
Southeast District – Suite 200  
400 N. Congress Ave.  
West Palm Beach, FL 33401  
Attn: Compliance/Enforcement Section  
[Linda.Brien@dep.state.fl.us](mailto:Linda.Brien@dep.state.fl.us)  
[Lisa.M.Self@dep.state.fl.us](mailto:Lisa.M.Self@dep.state.fl.us)  
[Sed.wastewater@dep.state.fl.us](mailto:Sed.wastewater@dep.state.fl.us)

Mayor Carlos A. Gimenez  
Miami-Dade County  
111 NW First Street 29<sup>th</sup> Floor  
Miami, Florida 33128

Lester Sola, Director  
Miami-Dade Water and Sewer Department  
3071 SW 38<sup>th</sup> Avenue  
Miami, Florida 33146

Jack Osterholt  
Director, Miami-Dade Regulatory and  
Economic Resources  
111 NW 1st St  
29th Floor  
Miami, FL 33128  
[Josterholt@miamidade.gov](mailto:Josterholt@miamidade.gov)

Robert A. Cuevas, Jr.  
Miami-Dade County Attorney  
111 NW First Street Suite 2810  
Miami, Florida 33128

William Bush  
Associate Regional Counsel  
U.S. EPA, Region 4  
61 Forsyth Street, SW  
Atlanta, Georgia 30303  
[Bush.William@epa.gov](mailto:Bush.William@epa.gov)

William A. Weinischke  
Senior Trial Attorney  
Environmental Enforcement Section  
Environment and Natural Resources Division  
U.S. Department of Justice  
P.O. Box 7611  
Washington, D.C. 20044  
[Bill.Weinischke@usdoj.gov](mailto:Bill.Weinischke@usdoj.gov)

ebc: L. Douglas Yoder  
Ralph Terrero  
Eduardo Vega  
Bertha Goldenberg  
Henry Gillman  
Frances G. Morris  
Sarah Davis  
Sherry Negahban  
Richard O'Rourke  
Howard Fallon  
Robert Fergen  
Al Galambos  
Rod Lovett  
Manuel Moncholi  
Dan Edwards  
Rolando Roque  
Juan Bedoya  
Vincent Flick  
Lee N. Hefty (RER-DERM)  
Carlos Hernandez (RER-DERM)  
Rashid Istambouli (RER-DERM)  
David Haywood (CD PMCM)  
Rosanne Cardozo (CD PMCM)  
Abby Diaz (CD PMCM)

CMOM Program  
Wastewater Treatment Plant  
Operations and Maintenance Program



May 5, 2015

Prepared by

**The Miami-Dade County Water and Sewer Department and  
the Consent Decree CMOM Program Team**

Prepared for

United States Environmental Protection Agency and  
Florida Department of Environmental Protection

THIS PAGE LEFT INTENTIONALLY BLANK

## Pump Station Operations & Preventative Maintenance Program

**PREPARED FOR:**

**Miami-Dade Water and Sewer Department (MDWASD)**

**PREPARED BY:**

THE CONSENT DECREE CMOM PROGRAM TEAM  
10900 NW 25<sup>TH</sup> STREET  
SUITE 100  
MIAMI, FL 33172

The information contained in this document is solely for the use of the client identified on the cover sheet, and for the purposes specified herein. Woolpert, Inc. undertakes no duty and accepts no responsibility to any third party that may rely on this document.

All rights reserved. No section or element of this document may be removed from this document, reproduced, electronically stored, or transmitted in any form without the written permission of the CD CMOM Program Team.

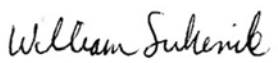
### Quality Information

**Status: Final**

Document	Wastewater Treatment Plant Operations and Maintenance Program		
Ref	0802	Date	April 28, 2015
Prepared by	Chris Sheridan	Reviewed by	Jane McLamarrah, PhD, PE

### Revision History

Authorized by:

Revision	Revision Date	Status	Revised by:	Name/Position	Signature
0.0	May 4, 2015	Final	Alberto Pisani, PE	Bill Sukenik, PE, PMP	

---

THIS PAGE LEFT INTENTIONALLY BLANK



## Table of Contents

<b>00.</b>	<b>Acronyms / Glossary</b> .....	<b>00-1</b>
00.01	Acronyms / Abbreviations -----	00-1
00.02	Glossary -----	00-4
<b>01.</b>	<b>Introduction</b> .....	<b>01-1</b>
01.01	Wastewater Treatment Plant Service Areas -----	01-1
01.02	Summary of the Wastewater Treatment Facilities -----	01-4
01.02.1	Wastewater Treatment Plant Flow Schematics.....	01-5
01.03	Regulatory Drivers -----	01-9
01.03.1	NPDES Requirements .....	01-9
01.03.2	Consent Decree Requirements.....	01-9
01.04	Miami-Dade County Organization -----	01-11
01.04.1	Water and Sewer Department Organization .....	01-12
01.04.2	Wastewater Treatment Plant Division Organization .....	01-13
01.05	WWTP OMP Overview -----	01-15
01.06	WWTP OMP Document Organization -----	01-15
<b>02.</b>	<b>WWTP OMP Purpose and Goals</b> .....	<b>02-1</b>
02.01	WWTP OMP Purpose -----	02-1
02.02	WWTP OMP Goals -----	02-1
<b>03.</b>	<b>Phased WWTP OMP Development</b> .....	<b>03-1</b>
03.01	WWTP OMP Review and Revision -----	03-1
03.02	Planned Supportive Actions -----	03-2
03.02.1	Phased Implementation Actions .....	03-2
03.02.2	Implementation .....	03-3
<b>04.</b>	<b>WWTP OMP Performance Measures</b> .....	<b>04-1</b>
04.01	Purpose of Performance Measures -----	04-1
04.02	Performance Measures -----	04-1
04.03	Performance Metric Reviews and Revisions-----	04-2
04.04	Integration with Plant SCADA and EAMS -----	04-4
<b>05.</b>	<b>Plant Operations</b> .....	<b>05-1</b>
05.01	Means and Modes of Communication-----	05-1
05.01.1	Personal Communications .....	05-1
05.01.2	Equipment Communications .....	05-1
05.01.3	Public Outreach .....	05-2
05.01.4	Weekly Planning Meetings.....	05-2
05.02	Operator Shift Scheduling -----	05-2
05.03	Plant Monitoring Systems -----	05-4
05.03.1	SCADA System Overview.....	05-4
05.03.2	Monitoring and Control .....	05-5
05.03.3	Alarming .....	05-10
05.03.4	Supportive Activities .....	05-11
05.04	Emergency Operation -----	05-12

	05.04.1	Backup / Standby Power .....	05-12
<b>06.</b>	<b>Plant Maintenance .....</b>		<b>06-1</b>
	06.01	Maintenance Planning and Scheduling .....	06-1
	06.01.1	Purpose .....	06-1
	06.02	Maintaining the Plant System Asset Register .....	06-2
	06.03	Maintenance Information Management System .....	06-4
	06.03.1	Warranty Workflow Process.....	06-4
	06.03.2	Create / Update Equipment Workflow Process .....	06-5
	06.03.3	Work Request Workflow Process.....	06-6
	06.03.4	Work Order Workflow Process.....	06-8
	06.03.5	Work Order Quality Control Workflow Process .....	06-9
	06.03.6	Preventative Maintenance Workflow Process .....	06-10
	06.04	Proposed Maintenance Management Support Group .....	06-11
<b>07.</b>	<b>Preventative and Predictive Maintenance.....</b>		<b>07-1</b>
	07.01	Preventative Maintenance Activities and Responsibilities .....	07-3
	07.01.1	Preventative Maintenance by Trade .....	07-3
	07.01.2	Preventative Maintenance by Treatment Process .....	07-3
	07.01.3	Instrument Service and Calibration .....	07-4
	07.02	Predictive Maintenance .....	07-4
	07.03	Preventive and Predictive Maintenance Schedules.....	07-8
	07.03.1	Treatment Plant PM Schedules .....	07-9
	07.03.2	SCADA Monitoring Systems PM Schedules .....	07-10
	07.04	Monthly Work Order Status Reports.....	07-10
<b>08.</b>	<b>Inventory Management System .....</b>		<b>08-1</b>
	08.01	Spare Part Locations .....	08-2
	08.02	Critical Parts and Equipment Locations.....	08-2
	08.03	Procedures for Maintaining the Spare Parts List.....	08-3
<b>09.</b>	<b>WWTP Equipment Prioritization and Criticality Plan .....</b>		<b>09-1</b>
	09.01	EAMS Criticality Ratings.....	09-1
<b>10.</b>	<b>Staffing and Funding Plan .....</b>		<b>10-3</b>
	10.01	Overview .....	10-3
	10.02	Influencing Factors.....	10-3
	10.03	Situational Analysis .....	10-4
	10.04	Professional Growth and Training.....	10-6
	10.05	Funding Needs.....	10-7
<b>11.</b>	<b>Hauled Waste Control Program .....</b>		<b>11-1</b>
	11.01	FOG Source Control Program Summary .....	11-1
	11.02	Hauled Waste Control Program Regulatory Drivers .....	11-1
	11.02.1	Federal Regulations.....	11-1
	11.02.2	Consent Decree Requirements.....	11-1
	11.02.3	County Requirements .....	11-2
	11.03	Hauled Waste Control Program Purpose and Goals.....	11-3
	11.03.1	Purpose.....	11-3

11.03.2	Goals.....	11-3
11.04	Hauled Waste Source Areas -----	11-4
11.04.1	Program Review and Revision.....	11-4
11.04.2	Planned Supportive Actions.....	11-4
11.04.3	Implementation Schedule .....	11-4
11.05	Hauled Waste Control Program Performance Measures -----	11-5
11.06	Hauled Waste Control Program Operation -----	11-5
11.06.1	Transport Tank Volume Calibration .....	11-5
11.06.2	Hauled Waste Disposal Procedures .....	11-5
11.06.3	Transport Truck Tank Cleanout .....	11-6
11.06.4	Proposed Revisions to the SDWWTP FOG Removal Facility .....	11-7
<b>12.</b>	<b>Climate Change Impacts .....</b>	<b>12-1</b>
12.01	Wastewater Treatment Vulnerability to Climate Change-----	12-1
12.01.1	Previous MDWASD Climate Adaptation and Resiliency Efforts ....	12-1
12.01.2	Next Steps: Guidance for Operations and Maintenance .....	12-3
<b>13.</b>	<b>Appendices .....</b>	<b>13-1</b>

## Appendices

- Appendix A: EAMS Key Performance Indicators*
- Appendix B: Plant SCADA I/O List*
- Appendix C: Preventive Maintenance Schedules from EAMS*
- Appendix D: List of Insurance Items / Critical Spare Parts List*
- Appendix E: Equipment Prioritization/Criticality in EAMS*
- Appendix F: Florida Administrative Code for WWTP Operator Certification*
- Appendix G: Treatment Plant Staffing Evaluation*

## List of Tables

Table 00-1	Abbreviations Used in the WWTP OMP .....	00-1
Table 01-1	Plant Capacities and Actual Flows (MGD).....	01-4
Table 01-2	Location of CD Requirements in WWTP OMP .....	01-16
Table 03-1	Proposed WWTP OMP Phased Implementation Activities .....	03-3
Table 04-1	Key WWTP OMP Performance Indicators.....	04-2
Table 05-1	NDWWTP Operator Shift Schedule.....	05-2
Table 05-2	CDWWTP Operator Shift Schedule.....	05-3
Table 05-3	SDWWTP Operator Shift Schedule.....	05-3
Table 05-4	SCADA Statistics .....	05-5
Table 05-5	North District Wastewater Treatment Plant Automation.....	05-6
Table 05-6	Central District Wastewater Treatment Plant Automation.....	05-7
Table 05-7	South District Wastewater Treatment Plant Automation .....	05-8
Table 06-1	Example of Asset Attribute Data.....	06-3

Table 09-1 Systems with Criticality Ratings..... 09-2  
Table 10-1 Staffing Additions within the WWTPs ..... 10-8  
Table 10-2 WWTP Staffing and Training Budget..... 10-14  
Table 12-1 Saffir-Simpson Hurricane Wind Scale ..... 12-5

## List of Figures

Figure 01.1 MDWASD’s Wastewater Treatment Plant Service Areas ..... 01-2  
Figure 01.2 NDWWTP Major Treatment Processes – Interama Plant ..... 01-6  
Figure 01.3 CDWWTP Major Treatment Processes – Virginia Key Plant ..... 01-7  
Figure 01.4 SDWWTP Major Treatment Processes – Black Point Plant..... 01-8  
Figure 01.5 MDWASD Organization Chart..... 01-12  
Figure 01.6 Wastewater Treatment and Maintenance Division Organization Chart..... 01-13  
Figure 06.1 Warranty Process Workflow ..... 06-5  
Figure 06.2 Equipment Workflow ..... 06-6  
Figure 06.3 Work Request Workflow..... 06-7  
Figure 06.4 Work Order Workflow..... 06-8  
Figure 06.5 Quality Control Workflow..... 06-9  
Figure 06.6 PM Workflow..... 06-10  
Figure 07.1 Sample Vibration Analysis Report ..... 07-5  
Figure 07.2 Example of Thermal Imaging..... 07-6  
Figure 07.3 Preventative Maintenance (PM) Flow Chart ..... 07-9  
Figure 12.1 Adapted from A Unified Sea Level Rise Projection for Southeast Florida (2011) 12-2  
Figure 12.2 Adapted from Analysis of the Vulnerability of Southeast Florida to Sea Level Rise (2012) ..... 12-2  
Figure 12.3 Planning Horizon ..... 12-3

## 00. Acronyms / Glossary

### 00.01 Acronyms / Abbreviations

*Table 00-1  
Abbreviations Used in the WWTP OMP*

Abbreviation	Description
AMS	Asset Management System
AP TTC	Adequate Pumping Transmission & Treatment Capacity Program
ARMP	Asset Register Management Plan
BFE	Base Flood Elevation
BHP	Brake Horsepower
CBOD	Chemical Biological Oxygen Demand
CCTV	Closed Circuit Television
CD	Consent Decree
CD PMCM Team	Consent Decree Program Management and Construction Management Team
CDWWTP	Central District Wastewater Treatment Plant
CEU	Continuing Education Unit
CM	Corrective Maintenance
CMMS	Computerized Maintenance Management Software
CMOM	Capacity, Management, Operations, and Maintenance
Comm Center	Emergency Communications Section Communications Center
Commission	Miami-Dade Board of County Commissioners
County	Miami Dade County
CWA	Clean Water Act
DAS	Data Acquisition Servers
DFE	Design Flood Elevation
DPC	Distributed Process Controllers
EAMS	Enterprise Asset Management System
EDMS	Electronic Document Management System
EPA	Environmental Protection Agency
EPM	Electronic Preventative Maintenance
ETM	Elapsed Time Meter
FDEP	Florida Department of Environmental Protection
FEMA	Federal Emergency Management Agency
FOG	Fats, Oils, and Grease
FY	Fiscal Year
GDO	Grease Discharge Ordinance
GIS	Geographic Information Systems
GPM	Gallons Per Minute
GSS	Gravity Sewer System

Abbreviation	Description
GSSOMP	Gravity Sewer System Operations and Maintenance Program
GUI	Graphical User Interface
I/O	input/output
ID	Interior Diameter
IMP	Inventory Management Plan
IMS	Information Management System
IS	Information Systems
IT	Information Technology
KPI	Key Performance Indicator
LAN	Local Area Network
LOS	Level of Service
MDWASD	Miami-Dade County Water and Sewer Department
MGD	Million Gallons Per Day
MOM	Management, Operations, and Maintenance
NAPOT	Nominal Average Pump Operating Time
NDWWTP	North District Wastewater Treatment Plant
NFPA	National Fire Protection Agency
NPDES	National Pollutant Discharge Elimination System
O&M	Operations and Maintenance
O <sub>2</sub>	Oxygen
OMP	Operation & Maintenance Program
OOL	Ocean Outfall Legislation
OPP	Overflow Prevention Plan
OSHG	On-Site Sodium Hypochlorite Generator
P&ID	Process and Instrumentation Diagram
PD	Program Director, MDWASD Director or Delegate
PdM	Predictive Maintenance
PDR	Public Document Repository
PFAC	Problem Failure Action Cause
PgM	Program Manager, Lead Executive for PMCM Team
PLC	Programmable Logic Controllers
PM	Preventative Maintenance
PMCM	Program Management and Construction Management
Program	Consent Decree Program or PMCM
PS	Pump Station
PSD	Pump Station Division
PSIP	Pump Station Improvement Program
PSOPMP	Pump Station Operations and Preventative Maintenance Program
QA/QC	Quality Assurance/Quality Control

Abbreviation	Description
R&R	Rehabilitation and Repair
RAP	Remedial Action Plan
RAS	Return Activated Sludge
RCA	Root Cause Analysis
RER-DERM	Regulatory and Economic Resources Department, Division of Environmental Resources Management
RM	Routine Maintenance
RPM	Revolutions Per Minute
SCADA	Supervisory Control and Data Acquisition
SDWWTP	South District Wastewater Treatment Plant
SFRCCC	South Florida Regional Climate Change Compact
SFWMD	South Florida Water Management District
SOP	Standard Operating Procedures
SORP	Sewer Overflow Response Plan
SPP	Spare Parts Program
SSAMP	Sewer System Asset Management Program
SSES	Sanitary Sewer Evaluation Survey
SSO	Sanitary Sewer Overflow
State	State of Florida
TDH	Total Dynamic Head
TSS	Total Suspended Solids
UIC	Underground Injection Control
USACE	United State Army Corps of Engineers
VFD	Variable Frequency Drive
VSC	Volume Sewer Customer
VSCO	Volume Sewer Customer Ordinance
WAN	Wide Area Network
WAS	Waste Activated Sludge
WCTL Division	MDWASD Wastewater Collection and Transmission Line Division
WCTS	Wastewater Collection and Transmission System
WMD	Water Management District
WWTMD	Wastewater Treatment and Maintenance Division
WWTP	Wastewater Treatment Plant
WWTP OMP	Wastewater Treatment Plant Operations and Maintenance Program

## 00.02 Glossary

**Building Backup:** A wastewater release or backup into a building or private property that is caused by blockages, flow conditions, or other malfunctions in Miami-Dade’s wastewater collection and transmission system (WCTS). A wastewater backup or release that is caused by blockages, flow conditions, or other malfunctions of a private lateral or internal building plumbing is not a Building Backup.

**Capacity, Management, Operations, and Maintenance (CMOM):** A program of accepted industry practices to properly manage, operate, and maintain sanitary wastewater collection, transmission, and treatment systems, investigate capacity constrained areas of these systems, and respond to sanitary sewer overflow (SSO) events.

**Closed-circuit Television (CCTV):** Technology by which Miami-Dade inspection crews and/or its outside contractors use a video camera to visually inspect the internal condition of pipes and sub-surface structures.

**Consent Decree (CD):** The Consent Decree, Case: 1:12-cv-24400-FAM, negotiated between Miami-Dade County, Florida (Defendant), the Florida Department of Environmental Protection and the U.S. Environmental Protection Agency (Plaintiffs).

**Consent Decree Program Management and Construction Management Team (CD PMCM):** The professional services consulting team competitively selected by the county to support MDWASD in the implementation of the requirements of the CD.

**Environmental Protection Agency (EPA):** United States Environmental Protection Agency and any of its successor departments or agencies.

**Fats, Oils, and Grease (FOG) Control Program:** “FOG” refers to fats, oils, and grease, which are generated by residents and businesses processing or serving food and other products. A FOG Control Program aims to prevent FOG accumulation in sewer systems.



**Force Mains:** Any pipe that receives and conveys, under pressure, wastewater from the discharge side of a pump. A force main is intended to convey wastewater under pressure.

**Geographic Information System (GIS):** A system consisting of hardware, software, and data that is designed to capture, store, and analyze geographically-referenced information.

**Gravity Sewer Line or Gravity Sewer:** Pipes that receive, contain, and convey wastewater not normally under pressure, but are intended to flow unassisted under the influence of gravity.

**Gravity Sewer System Operations and Maintenance Program (GSSOMP):** The Consent Decree stipulated CMOM deliverable that sets forth the protocols and procedures associated with the operations and maintenance of a gravity sewer system.

**Infiltration:** As defined by 40 CFR § 35.2005(b)(20) shall mean water other than wastewater that enters the WCTS (including sewer service connections and foundation drains) from the ground through such means as defective pipe, pipe joints, connections, or manholes.

**Inflow:** As defined by 40 CFR § 35.2005(b)(21) shall mean water other than wastewater that enters the WCTS (including sewer service connections) from sources such as, but not limited to, roof leaders, cellar drains, yard drains, area drains, drains from springs and swampy areas, manhole covers, cross connections between storm sewers and sanitary sewers, catch basins, cooling towers, stormwater, surface runoff, street wash waters, or drainage.

**Infiltration and Inflow (I/I):** The total quantity of water from inflow, infiltration, and rainfall-induced infiltration and inflow without distinguishing the source.

**Lift Station:** A facility in the WCTS (not at the wastewater treatment plants) made up of pumps which lift wastewater to a higher hydraulic elevation, including related electrical, mechanical, and structural systems necessary to the operation of the lift station (referenced in this document as pump station). As defined in MDWASD's 1996 O&M Manual, lift stations discharge to a downstream gravity main.

**Manhole or Junction Box:** Part of the gravity sewer system, defined as a structure which provides a connection point for gravity lines, private service laterals, or force mains, as well as an access point for maintenance and repair activities.

**Master Station:** A master station is a type A wet well / dry well pump station with a building housing five or more large pumps (greater than 25 BHP each). Master Stations pump into large force mains that feed directly to a treatment plant. Currently, MDWASD has two master stations that pump directly into the CDWWTP: Master Pump Station 0001 and Master Pump Station 0002. Master Pump Stations are considered influent pump stations and are operated and maintained by the WWTMD.

**Miami-Dade:** Miami-Dade County, Florida, including all of its departments, agencies, instrumentalities such as the Water and Sewer Department and the Department of Regulatory and Economic Resources, and any successors thereto.

**NPDES:** The National Pollutant Discharge Elimination System (NPDES) authorized under Section 403 of the Clean Water Act (CWA).

**Nominal Average Pump Operating Time (NAPOT):** The criteria from the First Partial Consent Decree and the Second and Final Partial Consent Decree requiring that each pump station operate at a nominal average pump operating time of less than or equal to 10 hours per day with exceedances of the criteria requiring a Remedial Action Plan and no building permits issued for connection to the WCTS upstream of that station. The NAPOT requirement is currently part of the local Volume Sewer Customer Ordinance (VSCO).

**Private Lateral:** The portion of a sanitary sewer conveyance pipe that extends from a single-family, multifamily, apartment or other dwelling unit, or commercial or industrial structure, to which wastewater service is or has been provided up to the property line of such structure or to a public sewer in a proper easement.

**Prohibited Bypass:** The intentional diversion of waste streams from any portion of a treatment facility which is prohibited pursuant to the terms set forth at 40 CFR § 122.41(m).

**Public Document Repository (PDR):** The Miami-Dade Water and Sewer Department (MDWASD) located at 3071 SW 38<sup>th</sup> Avenue and the Miami-Dade Water and Sewer Department's website, <http://www.miamidade.gov/water>.

**Public Lateral:** The portion of a sanitary sewer conveyance pipe that extends from the private lateral, which typically has a cleanout located at the property line or at the easement line, to the sewer main.

**Pump Station:** A facility in the WCTS (not at the WWTPs) made up of pumps which transport wastewater from one location to another location, including related electrical, mechanical, and structural systems necessary to the operation of the pump station. As defined in MDWASD's 1996 O&M Manual, pump stations discharge to a force main, to a booster station, or to a WWTP.

**Pump Station Operations and Preventative Maintenance Program (PSOPMP):** The Consent Decree stipulated a CMOM deliverable that sets forth the protocols and procedures associated with the operations and maintenance of the pump station sewer system.

**Sanitary Sewer Overflow (SSO):** Any discharge of wastewater to waters of the United States or the State from Miami-Dade's WCTS through a point source not permitted in any NPDES permit, as well as any overflow, spill, or release of wastewater to public or private property from the WCTS that may or may not have reached waters of the United States or the State, including building backups. A wastewater overflow, backup, or release that is caused by blockages, flow conditions, or other malfunctions of a private lateral or internal building plumbing is not a SSO.

**Sewer Overflow Response Plan (SORP):** The SORP provides structured guidance, including a range of field activities to choose from, for a generalized uniform response to overflows, backup, or releases.

**Sewer System:** The Wastewater Collection and Transmission System (WCTS) and the Wastewater Treatment Plants (WWTPs).

**Supervisory Control and Data Acquisition (SCADA) System:** A system of automated sensory control equipment that monitors the operation of all of the lift stations (or pump stations) within the collection system. The SCADA system is designed to convey alarms when predetermined conditions occur, to monitor pump station operating parameters, and to remotely operate pumps. Monitoring parameters may include, but are not limited to, power failures, high wet well levels, pump failures that could potentially cause overflows, excessive pump runtimes, or other alarm set points as may be determined by system operators.

**Wastewater Collection and Transmission System (WCTS):** This is the municipal wastewater collection, and transmission system, including all pipes, force mains, gravity sewer lines, pump stations, manholes, and appurtenances thereto, which are owned or operated by Miami-Dade designed to collect and convey municipal sewage (domestic, commercial, and industrial) to Miami-Dade's WWTPs.

**Wastewater Treatment Plant (WWTP):** Devices or systems used in the storage, treatment, recycling, and reclamation of municipal wastewater, including all facilities owned, managed, operated, and maintained by Miami-Dade, including but not limited to the North, Central, and South District WWTPs, and all components of those plants.

## 01. Introduction

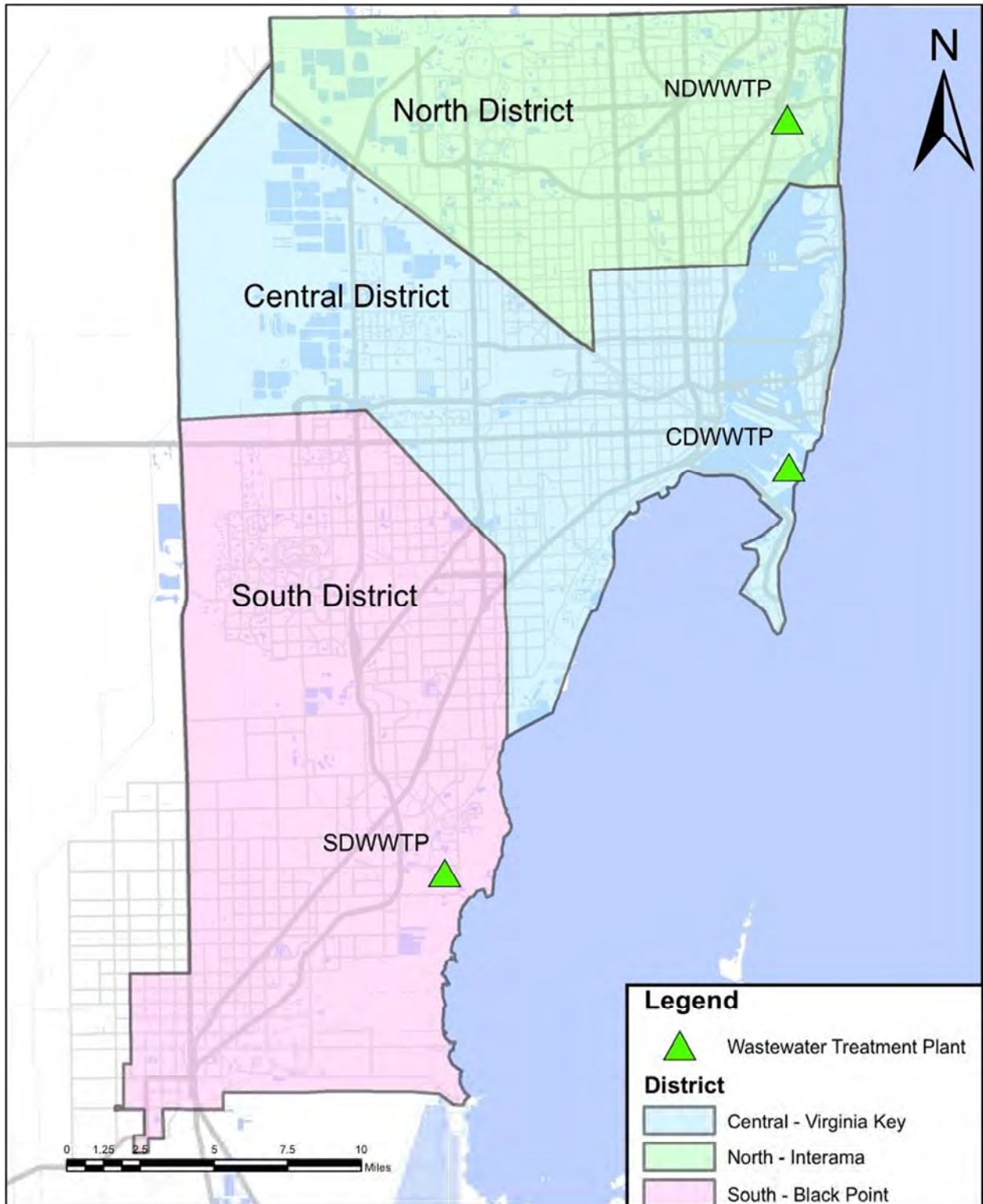
The Miami-Dade Water and Sewer Department (MDWASD) prepared this Wastewater Treatment Operations and Maintenance Program (WWTP OMP) plan in compliance with Section 19(h) of the Consent Decree (CD) between Miami-Dade County (County) and the plaintiffs, the United States of America, the State of Florida (State), and the Florida Department of Environmental Protection (FDEP), adjudicated by the United States District Court for the Southern District of Florida in Case No. 1:12-cv-24400-FAM. The CD requires the county to develop, submit, finalize, and implement plans for the continued improvement of its wastewater collection and transmission system (WCTS) and wastewater treatment plants (WWTPs) to eliminate, reduce, prevent, or otherwise control sanitary sewer overflows (SSOs); to correct effluent limit violations; and to properly manage, operate, and maintain its WCTS and WWTPs.

### 01.01 Wastewater Treatment Plant Service Areas

MDWASD operates the largest water and wastewater utility in Florida, providing wastewater collection, treatment and disposal services to 15 wholesale municipal customers and approximately 323,615 retail customers. The annual average wastewater flow received at the three MDWASD regional wastewater treatment plants averages about 296 million gallons per day (MGD). The principal components of the wastewater system include the collection and treatment systems. The collection system includes the gravity sanitary sewers, local pump stations and force mains, regional pump stations and force mains, and major gravity interceptors. The treatment systems include the three regional WWTPs and their disposal systems.

Three collection and treatment service districts (North, Central, and South) geographically divide the collection system. Within each district is the major corresponding District WWTP. Figure 01.1 shows the location of the district boundaries, the collection and transmission systems, and the WWTPs. Figure 01.1 also delineates the service area basins to each of MDWASD's three WWTPs

**Figure 01.1**  
**MDWASD's Wastewater Treatment Plant Service Areas**



The North District extends from the Broward/Miami-Dade County line on the north to NW 79<sup>th</sup> Street on the south and includes municipalities and unincorporated areas. Flow from the North District is pumped to the North District WWTP (NDWWTP) via three influent force mains (two 72-inches and a 54-inch line).

The Central District extends from NW 79<sup>th</sup> Street on the north to approximately the Tamiami Canal on the south and a portion of Coral Gables that extends south to approximately SW 156<sup>th</sup> Street and includes municipalities and incorporated areas. Flows to the Central District WWTP (CDWWTP) enter via three routes. The largest quantity comes from the mainland across Biscayne Boulevard through the 102-inch and the recently refurbished 72-inch lines. Wastewater from Miami Beach is transmitted through a 54-inch force main that passes below Government Cut south of Miami Beach through Fisher Island and to the CDWWTP on Virginia Key. Additionally, wastewater is transmitted to the plant in parallel 24-inch and 12-inch force mains from Key Biscayne.

The South District is bounded on the north by the Tamiami Canal and on the south by SW 360<sup>th</sup> Street, and includes Homestead Air Force Base, Florida City, and large unincorporated areas. Located at Black Point, the South District WWTP (SDWWTP) is fed with dual 72-inch influent force mains.

The Miami-Dade County Wastewater Treatment and Maintenance Division (WWTMD) manages and operates one permanently manned pump station, Master Pump Station 1. In addition, the WWTMD manages and operates Master Pump Station 2, which has been automated and is no longer manned 24- hours per day. All three plants/service areas are interconnected through a massive transmission system. Through Regional PS 187, which ties all three treatment plants together, the Department has the ability to pull or draw flow from one service area and send it to another service area, depending on the need. PS 187 is, therefore, pivotal to how flow is diverted or controlled during emergencies, ensuring that the efficacy of the system is not jeopardized.

**Table 01-1**  
**Plant Capacities and Actual Flows (MGD)**

Treatment Plant	Annual Average Flow			Peak Hour Flow	
	Permitted Capacity	Rated Capacity	2005 Average Daily	Estimated Peak Hour Capacity	2005 Peak Hour
NDWWTP	112.5	120	92.7	250	200.6
CDWWTP	143	143	111.7	320	305.0
SDWWTP	112.5	112.5	91.4	250	238.6
<b>Total</b>	<b>368</b>	<b>375.5</b>	<b>297</b>	<b>820</b>	--

## 01.02 Summary of the Wastewater Treatment Facilities

As noted in Subsection 01.01 above, MDWASD owns, operates, and maintains three wastewater treatment plants (WWTPs): the North District WWTP (NDWWTP), the Central District WWTP (CDWWTP), and the South District WWTP (SDWWTP). The process flow diagram for each of these plants is shown in Figure 01.2, Figure 01.3 and Figure 01.4, respectively.

The **North District Wastewater Treatment Plant (NDWWTP)** sometimes referred to as the Interama Plant by MDWASD staff provides treatment by the activated sludge process and is, operational 24 hours per day, seven days per week. The treated effluent uses both an outfall disposal method and underground injection wells.

The **Central District Wastewater Treatment Plant (CDWWTP)** sometimes referred to as the Virginia Key Plant provides treatment by the activated sludge process and is also staffed 24 hours per day, seven days per week. The treated effluent uses an outfall disposal method. Additionally, the CDWWTP processes all of the wastewater residuals produced by the NDWWTP.

The **South District Wastewater Treatment Plant, (SDWWTP)** sometimes referred to as the Black Point Plant provides treatment by the activated sludge process and is staffed 24 hours per day, seven days per week. The treated effluent is pumped down a series of wells to a depth of



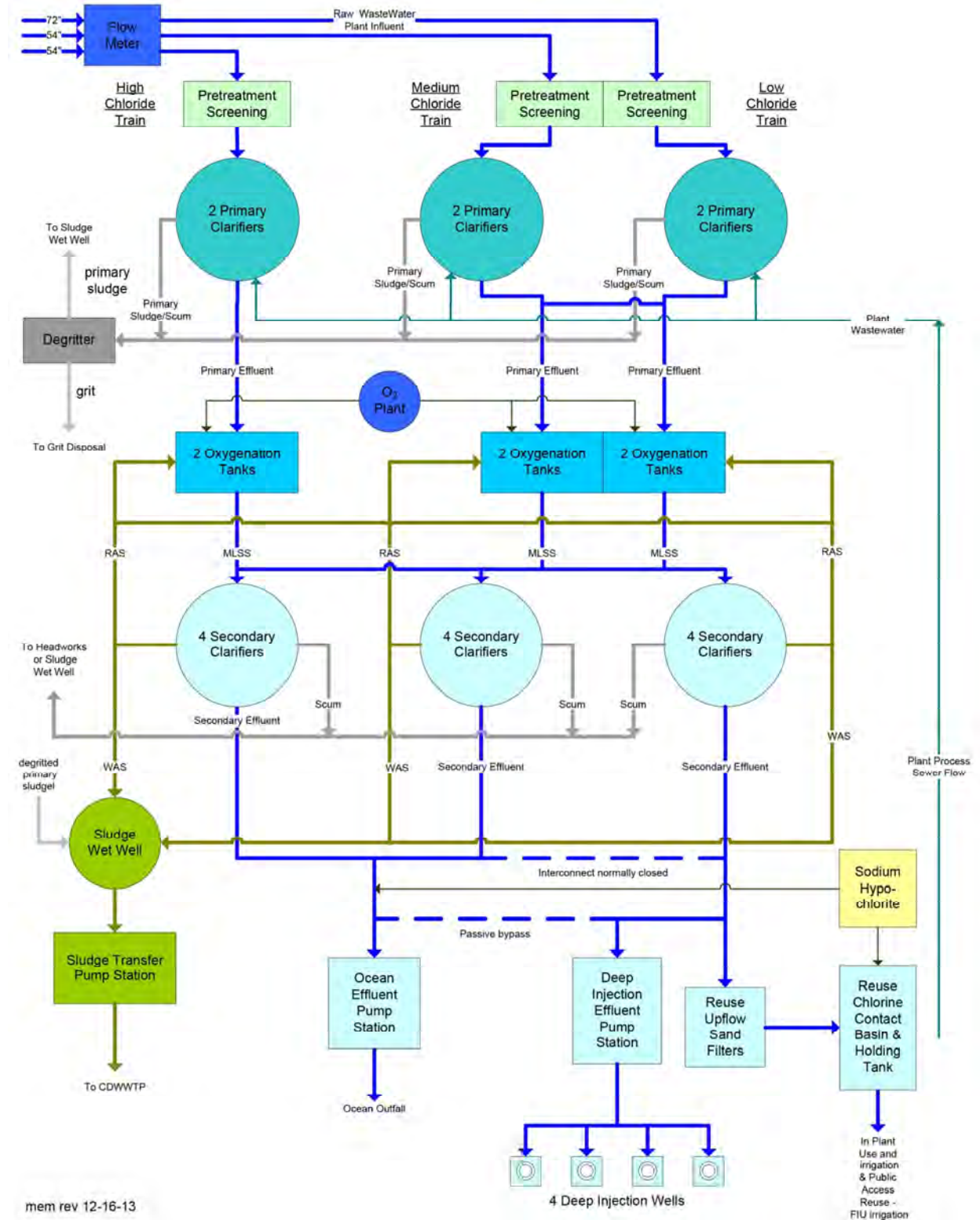
3,000 feet as opposed to the outfall disposal method of the other two plants. The residuals of both this and the CDWWTP are used as soil amendments in Florida's agricultural community.

### 01.02.1 Wastewater Treatment Plant Flow Schematics

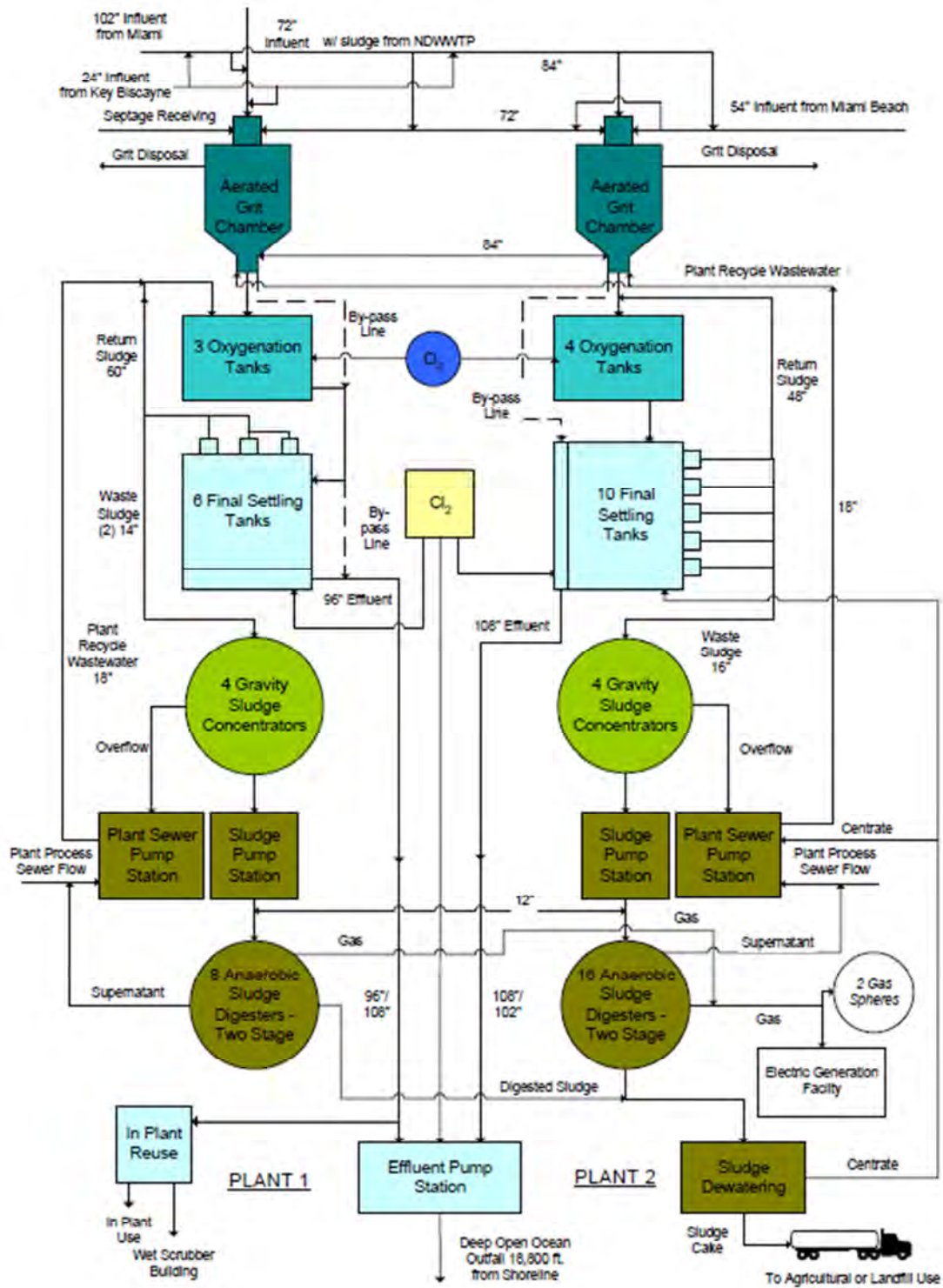
Figure 01.2, Figure 01.3, and Figure 01.4 depict the major treatment processes installed at the NDWWTP, CDWWTP, and SDWWTP respectively.

**Figure 01.2**  
**NDWWTP Major Treatment Processes – Interama Plant**

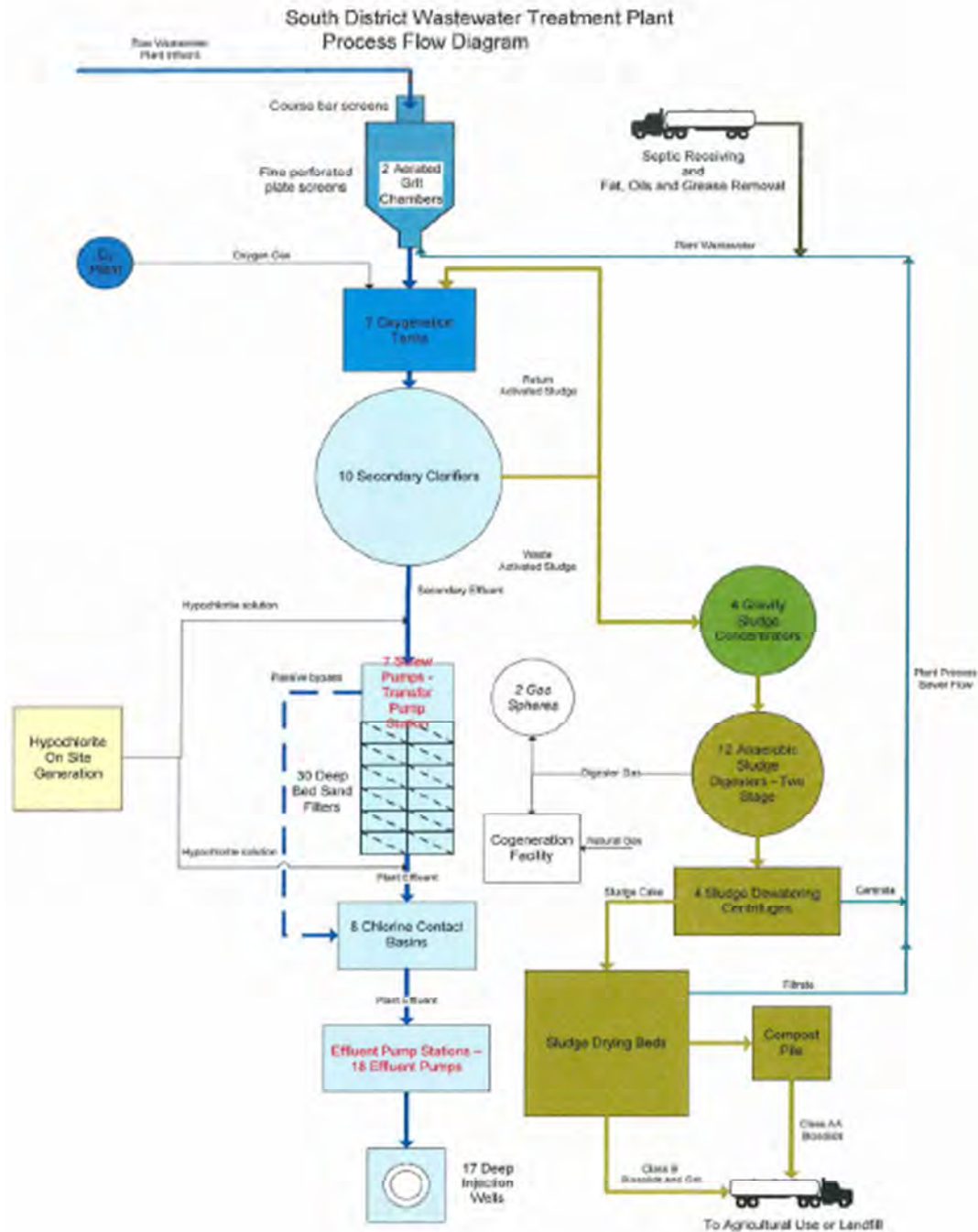
**North District Wastewater Treatment Plant  
Process Flow Diagram 2**



**Figure 01.3**  
**CDWWTP Major Treatment Processes – Virginia Key Plant**



**Figure 01.4**  
**SDWWTP Major Treatment Processes – Black Point Plant**



## 01.03 Regulatory Drivers

The primary regulatory driver of the WWTP OMP is compliance with the requirements of the Clean Water Act (CWA). As described in Subsection 01.03.1, below, MDWASD's plants are governed by National Pollutant Discharge Elimination System (NPDES) permits and Underground Injection Control (UIC) permits. The NDWWTP is also governed by a UIC permit. In addition to these permits, MDWASD must also address Consent Decree (CD) requirements relating to the plants as described in Subsection 01.03.2.

### 01.03.1 NPDES Requirements

Effluent discharge permits applicable to MDWASD's treatment plants are:

- North District WWTP (NDWWTP)
  - NPDES Permit # FL0032180
  - UIC Permit # 0057792-009-UO
- Central District Plan WWTP (CDWWTP)
  - NPDES # FL0024805
- South District WWTP (SDWWTP)
  - FDEP Class 1 Injection Well # 061787-026-IO/IM

### 01.03.2 Consent Decree Requirements

To support realization of the goal of reducing, preventing, or otherwise controlling SSOs and prohibited discharges to waters of the United States, the CD, Paragraph 18, requires MDWASD to continue programs initiated under previous CDs, and Paragraph 19 stipulates the development of CMOM1 programs across all areas of the wastewater collection, transmission, and treatment systems, including: pump stations, force mains, gravity sewers, and wastewater treatment plants. CD Paragraph 18 "existing" CMOM programs and Paragraph 19 "new" CMOM programs are listed below. The CD Programs listed in bold italics have direct impact on elements and requirements of the WWTP OMP.

---

<sup>1</sup> The MDWASD wastewater system has not experienced a capacity related SSO since 2002, and accordingly, the CD focuses on Management, Operations, and Maintenance, or MOM, related programs, but uses the familiar acronym of CMOM throughout the document.

1. **18(a) Adequate Pumping, Transmission, and Treatment Capacity (APTTC) Program;**
2. **18(b) Pump Station Remote Monitoring (PSRM) Program;**
3. *18(c) WCTS Model;*
4. **18(d) Spare Parts Program (SPP);**
5. *18(e) Volume Sewer Customer Ordinance (VSCO) Program;*
6. **19(a) Fats, Oils, and Grease (FOG) Control Program;**
7. **19(b) Sewer Overflow Response Plan (SORP);**
8. **19(c) Information Management System (IMS) Program;**
9. **19(d) Sewer System Asset Management Program (SSAMP);**
10. *19(e) Gravity Sewer System Operations and Maintenance Program (GSSOMP);*
11. **19(f) Pump Station Operations and Preventative Maintenance Program (PSOPMP);**
12. **19(g) Force Main Operations, Preventative Maintenance, and Assessment / Rehabilitation Program;**
13. **19(i) Specific Capital Improvements Projects; and**
14. **19(j) Financial Analysis Program.**

The sub-paragraphs of 19(h) require specific actions to develop an Operation and Maintenance Program for the wastewater treatment plants. The WWTP OMP must include the following:

- 19(h)(i). A prioritization of WWTP equipment as critical, semi-critical, or noncritical based upon an evaluation of the impacts of the loss of use or failure of each piece of WWTP equipment.
- 19(h)(ii). A schedule for preventative maintenance activities; such schedule shall include, but not be limited to, manufacturers' maintenance recommendations.
- 19(h)(iii). A maintenance information management system that shall have the capability of scheduling and tracking both preventative and reactive maintenance activities.

- 19(h)(iv). An inventory of spare parts. Miami-Dade shall identify which critical spare parts are maintained in inventory and provide a schedule to purchase critical spare parts that are not in inventory.
- 19(h)(v). Miami-Dade shall also develop, either as part of the maintenance information management system, or as a separate data management system, an inventory control system that shall have the capability of tracking spare parts use and inventory, as well as generating inventory replenishment needs reports.
- 19(h)(vi). A staffing and funding plan with structure, skills, numbers, and funding to allow completion of the O&M activities required by the WWTP OMP.
- 19(h)(vii). An active control program for hauled wasteloads to the WWTP that includes, but is not limited to: hauled wasteload receiving station(s) that allow the control of flow and loadings from a wasteload into the WWTP.

In addition to the specific requirements of Paragraph 19, the CD references specific guidance tools that support the incorporation of industry CMOM “best-practices” in municipal wastewater utility operations. Industry CMOM best-practices are those core WCTS management attributes commonly found in highly performing utilities and often include adoption of asset and life-cycle-cost management concepts through implementation of preventative and predictive management policies and procedures. Reductions in emergency maintenance and unplanned repair activities leading to reductions in non-compliance of effluent discharge limits and SSOs demonstrate the effectiveness of these best-practices. The CD requires concurrent development and implementation of the fifteen separate management programs (i.e., the 14 listed above plus this WWTP OMP). The program’s inherent interdependencies require an interdisciplinary and integrated approach to wastewater system management, operations, and management.

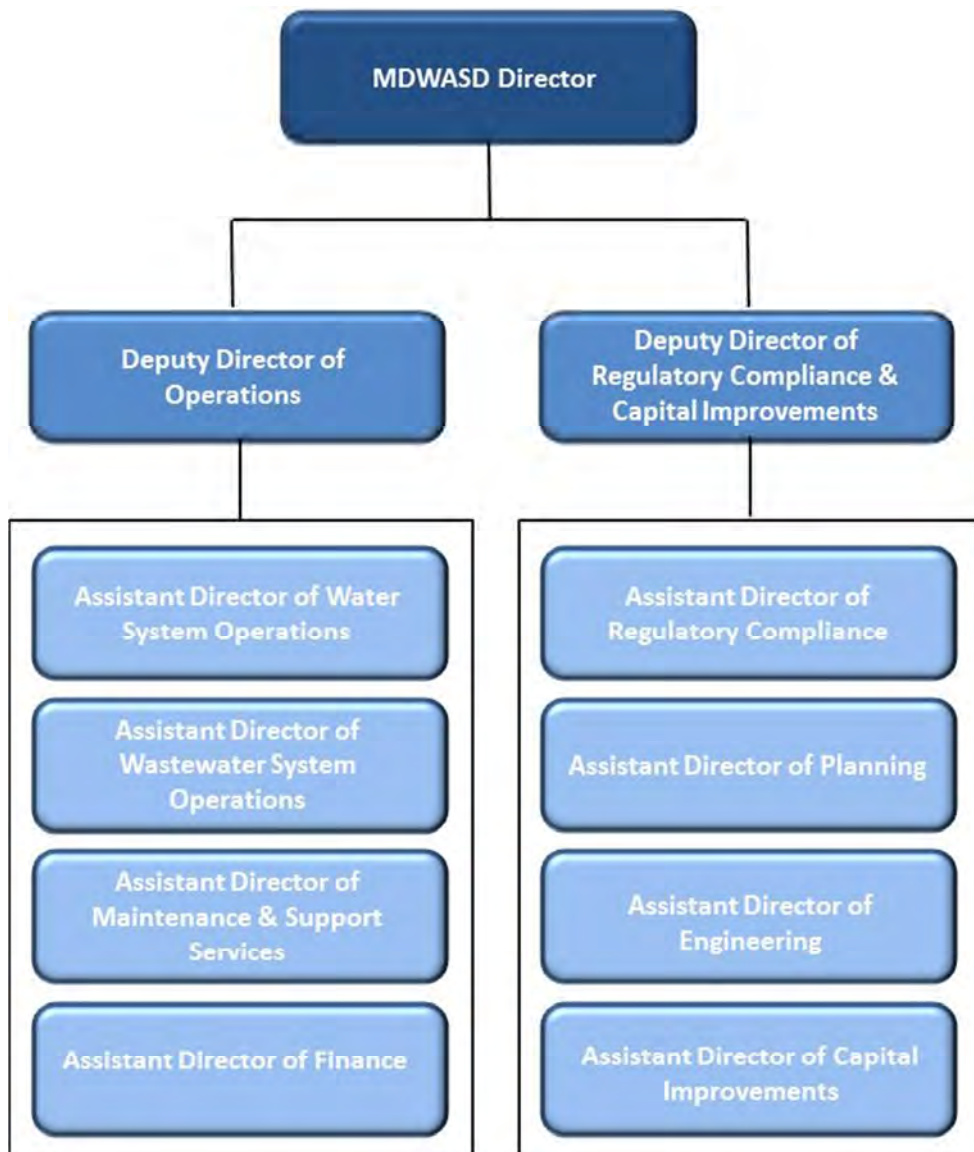
## 01.04 Miami-Dade County Organization

The County operates under Home-Rule Authority granted by the Florida State Constitution. The unincorporated areas of Miami-Dade County are governed by the 13-member Board of County Commissioners (Commission). The county government provides major metropolitan services countywide and city-type services for residents of the unincorporated areas. Miami-Dade County has a mayor who oversees the day-to-day operations of the county. The County is organized into 25 departments, each led by a mayor-appointed director.

### 01.04.1 Water and Sewer Department Organization

As shown in Figure 01.5, two Deputy Directors manage the MDWASD under the authority of the Director: the Deputy Director of Operations, and the Deputy Director of Regulatory Compliance and Capital Improvements. There are four Assistant Directors under each of the two Deputy Directors. As discussed in Subsection 01.04.2 below, the wastewater treatment plants are under the Assistant Director for Wastewater System Operations.

**Figure 01.5**  
**MDWASD Organization Chart**



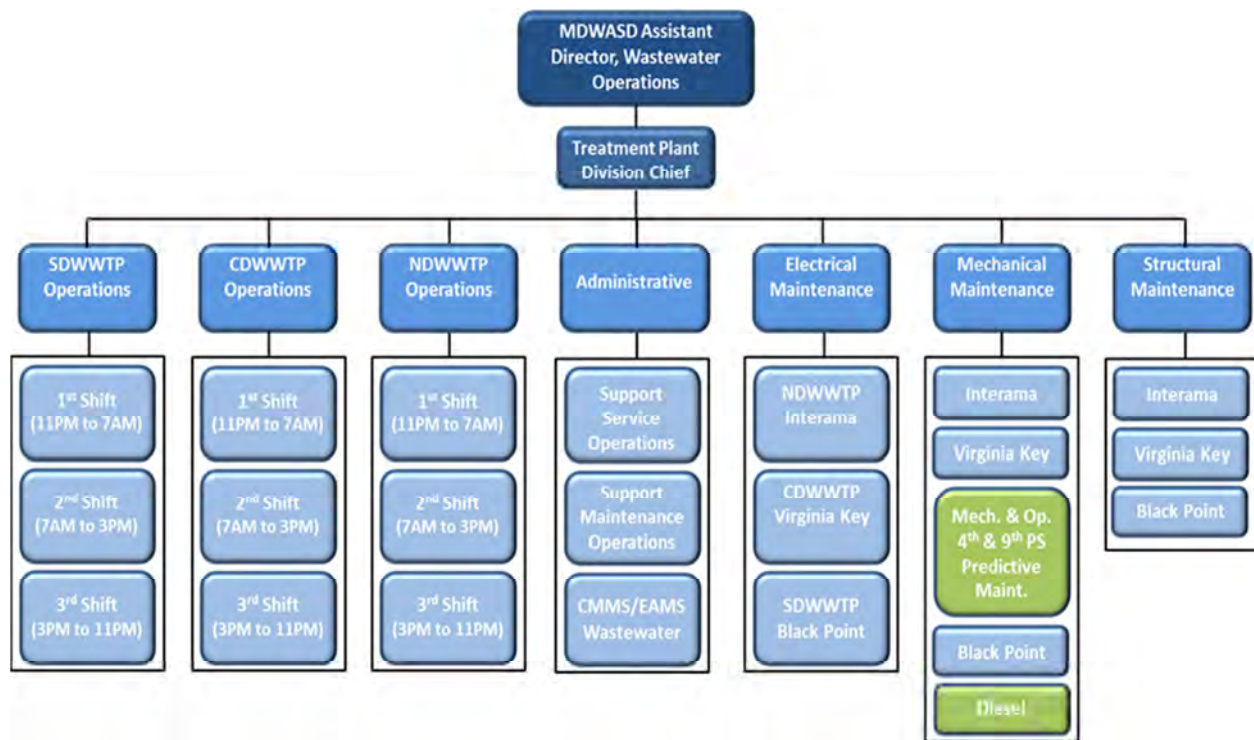


The MDWASD operates as an enterprise fund. Thus, the sale of bonds, grant awards, user and permitting fees, and water and sewer rates provides the revenue to fund its staff of nearly 2,500 and its \$465 million annual budget in Fiscal Year (FY) 2014-2015, the last budget year with an approved budget at the time of writing of this WWT OMP. The MDWASD fiscal year is from October 1 through September 30. As of the writing of this document, the proposed budget for FY 2015-2016 has already been submitted.

### 01.04.2 Wastewater Treatment Plant Division Organization

As noted in Subsection 01.04.1 above, the Wastewater Treatment and Maintenance Division (WWTMD) Chief reports to the Assistant Director of Wastewater System Operations, as shown in Figure 01.5. The WWTMD Chief has five functional sections with the Operations Section subdivided by treatment plant, as described in Figure 01.6.

**Figure 01.6**  
**Wastewater Treatment and Maintenance Division Organization Chart**



**Operations Section:** The treatment plant operations section is subdivided into the three sections: the NDWWTP, the CDWWTP, and the SDWWTP corresponding to each of the three

treatment plants. Each plant is staffed 24 hours per day, 365 days per year, through a three-shift scheduling system. Operators are assigned to specific process areas on all three shifts.

**Administrative Section:** The Administrative Section provides administrative and accounting support to all sections and directly to the Division staff. In addition, the section provides administrative and clerical support for the use of the computerized maintenance management system called Infor EAMS™ (hereinafter referred to as the Enterprise Asset Management System or EAMS).

**Electrical Maintenance Section:** The Electrical Maintenance Section is responsible for electrical, instrumentation equipment and power distribution at all three district treatment plants.

**Mechanical Maintenance Section:** The Mechanical Maintenance Section is organized in accordance with the three District plants. The CDWWTP is further organized with a Mechanical and Operations group for the 4<sup>th</sup> and 9<sup>th</sup> Street Pump Station, a Predictive Maintenance group and a Diesel group. These sections are responsible for mechanical equipment.

**Structural Maintenance Section:** The Structural Maintenance Section is responsible for all three district treatment plant structures, including buildings, foundations, tanks, basins, walkways, grounds, etc.

In addition to the five sections under the Wastewater Treatment and Maintenance Division Chief, the WWTMD obtains assistance from other groups within MDWASD. The key functional assistance areas are listed, and briefly described, below. More detailed descriptions are included in subsequent sections of this plan document as appropriate.

- Pump Station Division, which is responsible for the operation and maintenance of all pump and booster stations within WCTS with the exception of Pump Stations 1 and 2.
- Wastewater Collection and Transmission Line Division, which is responsible for the gravity sewer system and the force mains. This group will respond to pump station-related spills when the spill occurs at a manhole upstream of the pump station or in a force main downstream of the pump station.

- Security and Emergency Communications Section's Communications Center, which is responsible for receiving "problem calls" and monitoring Supervisory Control and Data Acquisition System (SCADA) alarms for the pump stations.
- SCADA Section, which is responsible for operations and maintenance of the supervisory control and data acquisition system, network, and infrastructure for all MDWASD's pump stations and treatment facilities. Responsibility includes instrumentation and electronic equipment maintenance to the WWTMD specifically alarms and monitoring systems.
- Meter Installation and Maintenance Section, which is responsible for meter installation and maintenance, including in some cases the treatment plant flow meters.
- General Maintenance Division, which is responsible for HVAC and lawn maintenance.
- Fleet Maintenance Division, which is responsible for maintaining cars, trucks, and other equipment.
- Stores and Procurement Division, which is responsible for asset inventory, storage, and purchasing.

## 01.05 WWTP OMP Overview

The considerations necessary for the development of a WWTP OMP include the regulatory drivers listed in the previous subsections, industry practices in wastewater treatment plant system O&M, the other existing and new CMOM programs, and the local business needs of MDWASD. The designed interdependencies between regulatory requirements and the other CMOM Programs necessitate a phased implementation and adoption of a continuous improvement process. The resultant WWTP OMP, the phased implementation, and the continuous improvement processes are detailed in subsequent sections of this document.

## 01.06 WWTP OMP Document Organization

This WWTP OMP document is organized to meet both the requirements of the CD as well as the business needs of the WWTMD. The PSOPMP organization is listed in Table 01-2. Where applicable, the corresponding CD section reference is listed adjacent to the section or subsection name and the associated document page number.

**Table 01-2**  
**Location of CD Requirements in WWTP OMP**

Consent Decree Section	WWTP OMP Section	Page #
	00 Acronyms / Glossary	00-1
	01 Introduction	01-1
Section 19	02 WWTP OMP Purpose and Goals	02-1
Section 19	03 Phased WWTP OMP Plan Development	03-1
Section 19	04 WWTP OMP Performance Measures	04-1
Section 19	05 WWTP Operations	05-1
Section 19(h)(iii)	06 WWTP Maintenance	06-1
Section 19(h)(ii)	07 WWTP Preventative and Predictive Maintenance	07-1
Section 19	07.01.2 Manufacturers Maintenance Recommendations	07-3
Section 19	07.03 Preventative and Predictive Maintenance Schedules	07-8 App C
Section 19(h)(v)	08 Inventory Management System	08-1
Section 19(h)(iv)	08.02 Critical Parts and Equipment Locations	08-2 App D
Section 19(h)(i)	09 WWTP Equipment Prioritization and Criticality Plan	09-1 App E
Section 19(h)(vi)	10 Staffing and Funding Plan	10-3
Section 19(h)(vii)	11 Hauled Waste Control Program	11-1
	12 Climate Change Impacts	12-1
	Appendices	

## 02. PSOPMPPurpose and Goals

In accordance with the CD requirement to establish a written, defined purpose and written, defined goals, Section 02.01 provides the WWTP OMP purpose and Section 02.02 provides the WWT OMP goals.

### 02.01 PSOPMP Purpose

The purpose of the WWTP OMP is to establish and document processes and procedures to operate, maintain and renew equipment at the MDWASD's treatment plants in a manner that ensures that the plants:

- Continue to provide effluent quality that meets or exceeds NPDES and UIC permit requirements;
- Operate the facilities as designed by trained, well-qualified staff, to provide uninterrupted treatment;
- Extend the useful life of all plant assets; and
- Minimize operational and capital replacement expenditures to maintain affordable customer rates.

### 02.02 PSOPMP Goals

The WWTP OMP goals are to:

- Operate and maintain the plants with minimal treatment interruptions to meet all effluent quality goals;
- Perform sufficient planned maintenance to minimize the potential for treatment failures that could result in non-compliance of permits and/or regulatory items described in the above regulatory section;
- Evaluate the major critical equipment and provide a plan to reduce the potential and/or consequence of malfunction;
- Ensure treatment plant malfunctions or failures are corrected in a timely, efficient, and effective manner; and
- Maximize the level of customer service, regulatory compliance, and the effective use of resources for all treatment plant related activities.

This document contains the initial phase of the PSOPMP plan and a schedule of specific opportunities for improvement intended to transition this program into subsequent phases.

### **03. Phased WWTP OMP Development**

PSOPMP development and implementation will be phased to ensure cohesiveness and proper integration of the PSOPMP with other CD-required CMOM programs currently under development. The PSOPMP relies upon the management and implementation efficiency gained through incorporation of specific knowledge-area policies, procedures, activities, technologies, and tools inherent to other CMOM programs. Portions of the WWTP OMP that are consistent with existing wastewater treatment O&M activities will be implemented immediately. Portions of the recommended WWTP OMP activities that will require additional study and development, such as the SCADA Master Plan and the formation of the Maintenance Management Support Group, will be part of the phased implementation process. The phased implementation is summarized in Section 03.02, Planned Support Activities, as well as noted in the applicable detailed section of this plan document devoted to that particular implementation activity.

#### **03.01 WWTP OMP Review and Revision**

In accordance with the CMOM philosophy of continuous improvement, the WWTP OMP provides internal performance measures as described in Section 04, WWTP OMP Performance Measures, to evaluate WWTP OMP progress toward established goals. These performance measures will be routinely monitored on a monthly basis with a full evaluation conducted on an annual basis.

The defined performance measures may be modified to better suit the business needs of the County. Material changes to the WWTP OMP will be submitted to the EPA/FDEP for review and approval and documented in the Annual Report submitted to EPA/FDEP as part of CD reporting compliance.

During the annual review, the monthly and the annual performance reports will be evaluated, and lessons learned will be noted to enable MDWASD to continuously improve the WWTP OMP and other affected programs. The annual review will also include a review of the effect of other CMOM programs, changing conditions, revisions to regulatory requirements, and other factors that may impact the wastewater treatment plants. As the WWTP OMP matures, less frequent

evaluations may be recommended. The results will continue to be documented in the Annual Report to EPA/FDEP as part of CD reporting compliance activity.

### 03.02 Planned Supportive Actions

As noted above, the proposed WWTP OMP depends on other, yet-to-be-developed and implemented new CMOM programs. The disparity between the required EPA/FDEP submittal dates for these CMOM programs not only demonstrates a need for a phased implementation approach, but the need to consolidate new CMOM program implementation schedules. Upon EPA/FDEP approval of other CMOM program documents, MDWASD will submit a proposed consolidated implementation plan and schedule to include all CMOM programs. This will facilitate the task of tracking implementation for CMOM programs, individual CMOM elements, required resources, and schedules.

Complete implementation of the PSOPMP is contingent upon distinct CD-controlled and non-CD-controlled predecessors. These include, but are not limited to:

- Submittal, and subsequent EPA/FDEP approval, of the IMS, the SORP, and the Sewer System Asset Management CMOM Programs.
- Completion of, or updates to, existing CMOM programs, i.e., Adequate Pumping, Transmission and Treatment Capacity, Pump Station Remote Monitoring (SCADA), the WCTS Model, Asset Management Programs, and Spare Parts Program.
- Completion of the Miami-Dade GIS updates and addition of accurate manhole rim and invert elevations upstream of pump stations.
- Allocation and acquisition of WWTP OMP staffing and funding resources to augment the WWTMD's existing resources to expand its preventative and predictive maintenance activities.

#### 03.02.1 Phased Implementation Actions

The proposed staffing and associated funding for the phased implementation of the WWTP OMP is detailed in Section 10, Staffing and Funding Plan. Table 03-1 summarizes the key implementation activities.



### 03.02.2 Implementation

The WWTP OMP will be implemented in phases. Portions of the WWTP OMP will be implemented immediately. The immediate implementation items include the equipment prioritization, spare parts management, corrective and preventative maintenance activities, and the hauled waste control program that are currently being performed. Upon EPA/FDEP approval of this WWTP OMP and the other CMOM Program documents for which WWTP OMP dependencies exist, the activities listed in Table 03-1 will be implemented.

A consolidated implementation schedule for the information management related items will be developed as part of the Information Management System (IMS) Program. The IMS Program is required to be submitted by December 6, 2015.

**Table 03-1**  
**Proposed WWTP OMP Phased Implementation Activities**

Activity	Abbreviated Description
Maintenance Management Support Group	Additional resources are planned to support the Maintenance Planning and Scheduling functions of the existing CMMS/EAMS group within WWTMD. The primary function of this group is to manage various maintenance practices as described in a newly developed Maintenance Work Management Guideline and align work practices with EAMS capabilities. This group will also support MDWASD Asset Management practices as it pertains to the wastewater treatment plants.
Maintenance Work Management Guideline	Develop the Maintenance Work Management Guideline to enhance the existing EAMS Functional Requirements Document and set forth policies and procedures (including SMPs/SOPs) to effectively manage repair and renewal activities throughout the plants. It describes roles and responsibilities to maintain a sustainable maintenance work management and asset renewal program. The Guideline includes other plans such as; the Asset Register Management, Inventory Management Plan, Corrective and Preventative Maintenance Program among others.
Asset Register Management Plan	As part of the Maintenance Work Management Guideline, develop the Asset Register Management Plan to set forth the procedures and responsibilities for maintaining an accurate asset register with the correct asset class attributes reconciliation of field positions, criticality ratings, condition status, and new asset on-boarding.
Inventory Management Plan	As part of the Maintenance Work Management Guideline develop the Inventory Management Plan to set forth the procedures and responsibilities to effectively manage all materials to perform maintenance activities including the association of parts to equipment, identification of critical spare parts, divisional warehousing and inventorying and cost accounting.
Corrective Maintenance (CM) Program	Include the existing CM Program as part of the Maintenance Work Management Guideline. The enhanced Corrective Maintenance Program will set forth procedures to prioritize Planned and Unplanned Corrective Maintenance activities. Develop Key Performance Indicators to effectively measure program effectiveness

Activity	Abbreviated Description
	in decreasing unplanned maintenance.
Preventative Maintenance (PM) Program	Include the existing PM Program as part of the Maintenance Work Management Guideline. The enhanced PM Program will set forth procedures to prioritize preventative and predictive maintenance activities. Develop Key Performance Indicators to effectively measure program effectiveness in decreasing unplanned maintenance.
SCADA Master Plan	Develop a SCADA Master Plan to establish a strategy to improve operational control, monitoring, and alarming of treatment plant processes and set forth a plan to improve condition based monitoring of equipment. Another outcome should be the establishment of a SCADA Historian to better manage data.
Condition Based Monitoring Improvements	Develop condition based monitoring improvements to be included the MDWASD SCADA Master Plan.
Knowledge Capture Plan	Develop a plan to capture knowledge of unique operating and maintenance characteristics or techniques specific to each facility and unit processes. Leverage the use of SCADA, the new IMS, EAM, and other electronic media to store written strategies, policies, and procedures for easy access.
Standard Operating Procedures	As part of the Knowledge Capture Plan, identify emergency and/or critical operational events and develop Standard Operating Procedures to provide written instructions to properly perform tasks.
Standard Maintenance Procedures	As part of the Maintenance Work Management Guideline, develop templates that provide work instructions to perform maintenance tasks or to develop job plans within EAMS.

## **04. WWTP OMP Performance Measures**

In accordance with the CD requirement that MDWASD establish performance measures and develop written procedures for periodic review, Section 04.01 establishes the purpose for the performance measure program; Section 04.02 lists the WWTP OMP performance measures; and Section 04.03 describes the on-going evaluation and review activities.

### **04.01 Purpose of Performance Measures**

Performance measures, which compare actual performance against an established performance standard, benchmark, target, or level of service (LOS), help identify the relative health of specific operational areas. Performance measures include a subset of measures termed key performance indicators (KPIs). KPIs measure the relative health of the wastewater treatment system by comparing actual system performance to system LOS targets. System managers use performance measures to justify, allocate, and/or reallocate resources to underperforming areas; to plan and develop budgets for additional resources; and to evaluate and document the effectiveness of different practices and procedures. In addition to efficiently conveying system and sub-system performance to wide audiences, system managers use performance measures to make comparisons of systems across time and geography. MDWASD will use performance measures and KPI target systems to evaluate Wastewater Treatment Plant O&M activity progress towards achieving the CD goal in accordance with the CMOM philosophy for continuous improvement.

### **04.02 Performance Measures**

MDWASD has adopted a limited number of initial performance measures and KPIs to meet county and WWTP OMP goals, and to ensure that MDWASD's successes are properly documented and reported. These measures and KPIs will assess the overall effectiveness of the WWTP OMP and will enable MDWASD to make adjustments in the program to achieve the established MDWASD performance goal or target to meet CD and LOS requirements. Table 04-1 presents the KPIs specified by the CD and MDWASD's target performance level, which MDWASD will employ to measure, track, and report performance of the treatment plant system.

**Table 04-1**  
**Key WWTP OMP Performance Indicators**

Key Performance Indicator	Target
Annual number of plant-related effluent discharge non-compliance events	0
Percent of time effluent CBOD is in compliance with effluent discharge limits	100%
Percent of time effluent TSS is in compliance with effluent discharge limits	100%
Percent of time effluent Fecal Coliform is in compliance with effluent discharge limits	100%
Annual number of reportable SSO's within each treatment plant site	0
Ratio of planned work orders to unplanned work orders	continuous improvement
Percentage of highly critical assets with an assigned condition rating	95%
Annual average time a position remains vacant after authorization is given to fill.	3 months
Annual hours of WWTMD site specific technical training per employee	48

The key performance indicators listed above will support the WWTP OMP goals. The first four KPIs related to effluent discharge quality support the primary goal of continuing to meet effluent quality requirements. The KPI describing reportable SSOs on a treatment plant site supports the goal of limiting uncontrolled releases of sewage or partially treated sewage. The KPI of percentage of time spent on unplanned maintenance to total maintenance supports the goal of performing sufficient preventive and predictive maintenance to minimize potential treatment system failures. The KPI of percentage of highly critical assets monitored for condition and performance supports the goal of planning for equipment repair or renewal before service failure. The KPI of percentage of vacant positions and annual hours of WWTMD employee training supports the objective of operating the plant with qualified well trained staff.

It is intended that these WWTMD KPIs, along with many others, will be incorporated into the IMS Management Reporting component CD requirement (19(c)(i)). The development of that component will be included in the IMS Program submittal.

### 04.03 Performance Metric Reviews and Revisions

Since one purpose of the WWTP OMP is to achieve continuous improvement, the WWTMD's management team will periodically evaluate each performance measure and may revise or

change performance measures based on relevancy and value to the successful implementation and management of the WWTP OMP. The WWTMD will review KPI actual performance versus target measures on a semi-annual basis to track performance versus progress toward the goal. The semi-annual reviews will be designed to identify areas where additional resources or attention are required to meet the annual target. An annual review will be conducted to determine if more widespread program-level modifications to resources, budgets, and performance measures as needed to meet overall system goals.

EAMS has the capability to monitor maintenance work management KPIs such as Work Order Utilization Percentage, Overdue PM Percentage, Work Orders Waiting for Materials, and Percentage of Critical Parts Unavailable, among others. Upon implementation of the Maintenance Management Support Group and the Maintenance Work Management Guideline procedures many of these KPIs may be adopted to measure maintenance activities. Refer to Appendix A for the list of EAMS key performance indicators.

On an annual basis, the overall performance will be assessed and appropriate corrective measures identified and implemented to improve performance. The WWD's management team annual review will assess trends and needs for adjustments to preventative maintenance schedules and staffing and funding levels. These annual reviews may also drive modification of other CMOM Program element changes or revisions.

The WWTMD management review team responsible for periodic performance measure reviews consists of:

- The WWTMD Division Chief,
- WWTMD Chief Plant Operators,
- WWTMD Assistant Maintenance Superintendents, and
- Maintenance Management Support Group Manager (once implemented).

For semi-annual reviews, the Assistant Director Wastewater is included. For annual reviews, both the Assistant Director Wastewater and the Deputy Director of Operations are included.

## 04.04 Integration with Plant SCADA and EAMS

SCADA derived analytics can be used to inform the performance measures evaluation approach through analyses that calculate and convey information on the established performance measures. The results of these analyses can be integrated into EAMS to support plant maintenance and operations activities in a variety of ways including but not limited to:

- Efficiency loss / capacity reduction,
- Material usage / production,
- Operation outside of any metered or defined “normal” parameter, and
- Permit compliance metrics.

Integration of SCADA and EAMS requires a number of intermediate steps to allow the two systems to talk to one another. The first step is to transform the data into usable information. Currently, historical SCADA records are archived as data only, with the specific tags as identifiers. There is currently no way for a user to create queries and reports in a simple, straightforward, and intuitive way and turn it into usable information. This translation from data to information is usually accomplished by a SCADA historian software module. MDWASD is evaluating the VTScada historian product to possibly provide this functionality system-wide.

Once a SCADA historian is implemented, the EAMS system has the capability to capture SCADA query and report outputs to perform condition-based assessments. More complex trending, reliability, and other asset health analyses may require more specialized expertise. The specifics of these analyses would be most suitably discussed in a SCADA master planning environment rather than in this WWTP OMP.

The supportive actions to obtain this reporting functionality are listed below.

- Implement a SCADA data historian with the ability for the user to access to archived SCADA data on a daily basis.
- Perform and Implement a SCADA Master Plan which addresses the following topics with regards to SCADA EAMS integration.
  - Define analyses, queries, reports and condition based monitoring desired for integration with EAMS, and
  - Modify EAMS functional requirements to query/accept SCADA variables.

## 05. Plant Operations

The wastewater treatment plants must have sufficient hydraulics and processing capacity to provide for planned wet-weather capacity and prevent SSOs sanitary sewer overflows from the WCTS.

### 05.01 Means and Modes of Communication

The wastewater treatment plants are staffed 24 hours per day, seven days per week. The primary means of communication between the staffed plants, maintenance and field crews, and management is direct telephone lines, cellular telephones, email, and radio. MDWASD uses three radio frequencies and two local cellular telephone frequencies to facilitate communications. Radio communications are typically routed through the Communications Center commonly referred to as the Comm Center, which is located at the Douglas Road facility. As described in more detail in Section 06, Plant Emergency Maintenance, the Comm Center is a 24-hour manned operations center within the Security and Emergency Communication Section that is responsible for receiving notifications of potential problems and for monitoring SCADA alarms.

#### 05.01.1 Personal Communications

The primary means of communication between plant operations, maintenance crews, and management personnel is in-plant radios, direct telephone lines, cell phones, and email. The Enterprise Asset Management System (Info EAMS™) triggers monthly and semiannual preventive maintenance (PM) work orders and corrective maintenance (CM) as needed. All work orders are documented on digital hand-held devices that allow staff members to pull-up and check-off a list of maintenance items.

#### 05.01.2 Equipment Communications

The SCADA system is used to facilitate communication of equipment status alarms and control of equipment. The system allows remote control of selected equipment and has the ability to remotely change the parameters that control plant operations. It monitors, transmits, and records data on tank levels, discharge pressures, pump status, high and low level alarms,

intrusion alarms, process analyzers, and power condition. All MDWASD owned, operated, and maintained wastewater plants have SCADA installed.

### 05.01.3 Public Outreach

Once fully implemented, the public can find general information about the WWTMD activities such as; septic waste disposal and public tours by visiting the County's website and selecting Wastewater Treatment Plant Information.

### 05.01.4 Weekly Planning Meetings

Planning meetings are conducted weekly at each of the treatment plants. The Planning meetings consist of;

- Discussion of maintenance completed in the previous week,
- The current week's maintenance issues,
- Long-term maintenance and operations issues such as capital improvement projects and scheduled major maintenance,
- Operational status of plant equipment including out of service equipment,
- Emergency or unplanned maintenance events,
- Safety issues, and
- Updates on major issues from the division chief.

## 05.02 Operator Shift Scheduling

The treatment plants are staffed by operators 24 hours per day 365 days per year. Table 05-1, Table 05-2, and Table 05-3 show the current shift staffing at each plant. Each plant has many vacancies or open positions that make staffing with properly certified operators difficult. Once the staffing changes identified in Section 10, Staffing and Funding Needs, are implemented, the shift schedules shown below will be adjusted.

**Table 05-1**  
**NDWWTP Operator Shift Schedule**

Position	Classification	1st Shift	2nd Shift	3rd Shift	Total
Chief Operator	Chief Plant Operator		1		1
Administration	W&S Secretary		1		1



Position	Classification	1st Shift	2nd Shift	3rd Shift	Total
	W&S DES2		1		1
Operations	TPS	1	2	1	4
	TPO2	1	1	1	3
	TPO1	5	6	5	16
Dewatering	SD02				
	SD01				
Co-Gen	PPO2				
Laborers	SSL		4		4
	Heavy Equip.		1		1
Subtotal		7	17	7	31

**Table 05-2**  
**CDWWTP Operator Shift Schedule**

Position	Classification	1st Shift	2nd Shift	3rd Shift	Total
Chief Operator	Chief Plant Operator		1		1
Administration	W&S Secretary		1		1
	W&S DES2		1		1
Operations	TPS	1	4	1	6
	TPO2	2	2	2	6
	TPO1	6	11	6	23
Dewatering	TPS		1		1
	SD02		1	1	2
	SD01	4	2	3	9
Co-Gen	PPO2				
Laborers	TPO1		1		1
	Septage Waste Attn.		7		7
	Heavy Equip.		4		4
	AEO 2		1		1
Subtotal		13	37	13	63

**Table 05-3**  
**SDWWTP Operator Shift Schedule**

Position	Classification	1st Shift	2nd Shift	3rd Shift	Total
Chief Operator	Chief Plant Operator		1		1
Administration	W&S Secretary		1		1
	W&S DES2		1		1
Operations	TPS	1	3	1	5
	TPO2	1	4	1	6
	TPO1	6	14	6	26

Position	Classification	1st Shift	2nd Shift	3rd Shift	Total
Dewatering	SD02	1	2	1	4
	SD01				
Co-Gen	PPO2	1	2	2	5
Laborers	TPO2		1		1
	Septage Waste Attn.		11		11
	Heavy Equip.		4		4
Subtotal		10	44	11	65

A roving crew of high purity oxygen plant technicians supports the operation of the oxygen plants at all three facilities. This work crew is scheduled to work the 2<sup>nd</sup> shift and report to the facilities as needed. This work group is on-call for operational support on the off-shifts.

### 05.03 Plant Monitoring Systems

The plant's SCADA systems have the capability to allow operators to remotely monitor equipment via human/machine interface graphics, notify operators of systems out of parameter through alarms, and provide limited control (stop/start, open/close, adjust speed, etc.) of equipment. SCADA interruptions or other operating factors such as rain events may require additional personnel to staff the facility. The degree of automation, if implemented correctly, can directly affect the labor effort required to operate each treatment plant.

#### 05.03.1 SCADA System Overview

The SCADA system at each treatment plant is made up of a series of Remote Terminal Units (RTUs) located in process areas. These include microprocessor-based electronics used to interface the equipment and instrumentation for each process area with the plant SCADA system. The RTUs include Emerson ControlWave Programmable Logic Controllers (PLCs) or Bristol Babcock 3300 Series Distributed Process Controllers (DPCs). Each RTU is connected to the in-plant SCADA network through an industrial redundant self-healing fiber optic Ethernet Local Area Network (LAN). MDWASD uses the in-plant SCADA system to remotely monitor and control the unit processes at each plant. This is accomplished through a redundant pair of Data Acquisition Servers (DASs) operating in a primary/standby configuration. These servers run the Emerson OpenEnterprise SCADA application to collect all process monitoring and control data for the SCADA clients. SCADA workstations are connected to the SCADA network and run the

Emerson OpenEnterprise Workstation graphical user interface (GUI) which operators use to monitor and control equipment connected to the process area RTUs. The Communications Center has access to remotely monitor the in-plant SCADA system through the MDWASD Wide Area Network (WAN).

Data is stored on the DAS for 60 days. During this time, plant operations can access the data for trending and reports. After 60 days, the data is pushed to a historical server maintained by MDWASD IT. A data historian has not been employed for access by plant operations, so once the data is pushed to the historical server, the data is only available to plant operations by request to MDWASD IT. Upon request, the data records are searched by IT to gather the information requested and manually manipulated to make the data available to plant operations. Requests for historical data can take two to four weeks to be fulfilled.

### 05.03.2 Monitoring and Control

The RTUs are used to facilitate communication of equipment status, alarms, and process operating conditions to the SCADA system. The system allows remote monitoring, data acquisition, and control of process area equipment. The RTUs include discrete (on/off) and continuous (analog) input/output (I/O) to interface the process area equipment and instrumentation to the SCADA system.

For a complete list of I/O refer to Appendix B. A summary of the SCADA statistics for the wastewater treatment plants, including physical number of workstations and I/O, are outlined in the following table.

**Table 05-4**  
**SCADA Statistics**

SCADA System	Physical Workstations (PCs and Laptops)	I/O (Analog and Discrete)
NDWWTP	191	5,882
CDWWTP	25	7,467
SDWWTP	32	17,870
<b>Totals</b>	<b>248</b>	<b>31,219</b>

The number of RTUs and the size of the in-plant SCADA systems at each plant vary based on the size of the plant and number of process areas. (The SDWWTP, for instance, has 60 RTUs.)

The RTUs serve to interface SCADA with the process area equipment for the monitored processes outlined in Table 05-5, Table 05-6, and Table 05-7.

**Table 05-5**  
**North District Wastewater Treatment Plant Automation**

Process Equipment/Area	SCADA			Local	
	Automatic Control	Manual Control	Monitor Only	Automatic Control	Manual Control
Pretreatment			■		■
Primary Sludge			■		■
Secondary Clarifier			■		■
Return Sludge		■			■
Scrubber			■		■
Scrubber Chemical Feed			■	■	■
Waste Sludge		■			■
Hypochlorite Feed		■		■	■
FIU Pump		■			■
Grit			■		■
O2 Plant	■	■		■	■
Oxygenation Tanks			■		■
Effluent Outfall Pump	■	■			■
Injection Wells	■	■			■
Switchgear	■				■
Emergency Generators			■	■	■
Fire Protection Sprinklers	■				

**Table 05-6**  
**Central District Wastewater Treatment Plant Automation**

Process Equipment/Area	SCADA			Local	
	Automatic Control	Manual Control	Monitor Only	Automatic Control	Manual Control
Chlorine Feed		■		■	■
Return Sludge Pump		■			■
Scrubber			■		■
Scrubber Chemical Feed			■	■	■
Dewatering		■		■	■
Gas Scrubber		■		■	■
Transfer Pump		■			■
Digesters		■			■
Wastewater Pump		■			■
Sludge Pump		■			■
Sludge Concentrator		■			■
Polymer Feed		■		■	■
Oxygenation		■			■
Effluent Pump		■			■
Co-Gen	■				■
Switchgear	■				■
Emergency Generators			■	■	■

**Table 05-7**  
**South District Wastewater Treatment Plant Automation**

Process Equipment/Area	SCADA			Local	
	Automatic Control	Manual Control	Monitor Only	Automatic Control	Manual Control
Bar Screens	■	■		■	
Huber Screens	■	■		■	
Grit Collector	■	■		■	
Aeration			■		■
Dewatering Pump		■ (1)	■		■
Scrubber		■ (1)	■		■
Scrubber Chemical Feed		■ (1)	■		■
Grit Chamber		■ (1)	■		■
Junction Boxes	■				■
WAS	■				■
RAS		■ (1)	■		■
Transfer Pump	■				
Filters	■				
Wastewater Pump		■ (1)	■	■	■
Concentrator		■ (1)	■		■
Polymer Feed					
OSHG			■		■
O2 Plant			■		■
Chlorine Feed	■	■		■	■
Digesters		■ (1)	■		■
Dewatering			■		■
FOG		■ (1)	■	■	■
Effluent		■ (1)	■		■
Chlorine Contact Tanks			■		
Slide Gates		■ (1)	■		■
Irrigation	■				■

Process Equipment/Area	SCADA			Local	
	Automatic Control	Manual Control	Monitor Only	Automatic Control	Manual Control
Co-Gen	■				
Switchgear	■				■
Emergency Generators	■		■	■	■
Injection Wells			■		

In general, the SCADA system monitors the following parameters for the process equipment/areas outlined for each RTU:

- Equipment (pump, compressor, rake, etc.) run status,
- Speed for equipment with Variable Speed Drives (VFD),
- Elapsed run-times for equipment,
- Number of equipment starts,
- Tank and wet well levels,
- Valve position,
- Flows,
- Combustible gas flammability limits,
- Power, and
- Equipment failure.

Plant operations have the capability to remotely control process equipment through SCADA manual start/stop controls. This feature has not been enabled for all process areas as directed by standard procedures at each plant, but the SCADA system has the capability to support such control features.

Authorization levels have been set up for the SCADA system to control SCADA interface permissions. The authorization levels include:

- View Only: This level gives the user view access only, to monitor the status and alarms.
- Operator: This level gives the user limited control access to manually start/stop equipment and change non-critical process setpoints.
- Supervisory: This level gives the user full control access to manually start/stop equipment, initiate system auto starts, and change all process setpoints.

Table 05-5, Table 05-6, and Table 05-7 outline the level of process control at each plant based upon available information to-date including automation that has been implemented since the SCADA system was installed. Additional investigation will be required to confirm the level of control for processes and sub processes / equipment not listed. There are five levels of control defined for each plant:

- SCADA Automatic Control: Once initiated by the operator, SCADA monitors process I/O and makes decisions based upon process conditions and operator entered setpoints to automatically control associated process equipment.
- SCADA Manual Control: SCADA is used by the operator to initiate manual start/stop or open/close control. Evaluation of process conditions and decisions regarding control are made by the operator.
- SCADA Monitor Only: SCADA is used to monitor process equipment and areas only, and does not provide automatic or manual control of associated process equipment.
- Local Automatic Control: Once initiated at the equipment by the operator, automatic control of process equipment is achieved with controls that are provided as part of a packaged system that includes a means of programmable control. The local controller monitors process I/O and makes decisions based upon process conditions and operator adjusted setpoints to automatically control associated equipment.
- Local Manual Control: The operator initiates manual start/stop or open/close control at the controlled equipment with pushbutton stations, starter panels, or valve actuator operators.

### 05.03.3 Alarming

One of the primary functions of the SCADA system is to annunciate alarms for equipment malfunctions and process setpoint triggers. Alarm notifications are monitored by plant operations. Based upon the severity of the alarm, operations staff will investigate and address the alarm or generate an unscheduled maintenance or emergency work order. General SCADA alarm points include:

- Control unit (RTU) battery,
- Power (AC) failure,
- High level,
- Low level,



- Lower flammable limit,
- Motor high temperature,
- Motor vibration,
- High pressure,
- Failure (pumps/motors),
- Battery low,
- Surge protection,
- Basement flooding, and
- Overflow.

#### 05.03.4 Supportive Activities

The development of a SCADA Master Plan is required to address the following:

- Document Control:
  - Collect as-built documentation including P&IDs, standard operating procedures, and functional control strategies.
  - Document as-built conditions to create documents that are missing.
  - Create document control standards including storage requirements and management of as-built information.
- Data handling and storage requirements:
  - Determine plant operations data needs.
  - Develop plan for implementation of data historian.
  - Define data retention and backup requirements.
  - Develop requirements for operations reporting and define integration for automatic report generation.
- Data integration between SCADA and EAMS, LIMS, GIS, Finance and IT:
  - Define analyses, queries, reports, and condition-based monitoring desired for integration with EAMS.
  - Development of additional sensors required to perform condition-based monitoring.
  - Modify EAMS functional requirements to query/accept SCADA variables.
- Improvements to Wastewater Treatment Plant Automation:
  - Review processes at each plant.

- Develop control strategies to optimize operation through automatic control of processes.
- Identify modifications needed for each process to implement automation improvements including replacement of existing equipment and addition of new instrumentation and/or equipment to accomplish the desired control strategy.
- Cyber Security:
  - Review of current cyber security practices.
  - Identify system vulnerabilities.
  - Develop cyber security program.

## 05.04 Emergency Operation

Treatment plants are expected to remain operable under all conditions. Primary power is supported by standby generators that should be sufficient to continue treatment with minimal disruption.

Once the WWTP OMP is fully implemented SOPs will direct staff in the proper operations of;

- Monitoring auto switchover from primary to backup power
- Monitoring automatic switchover from backup power to primary power
- Monitoring procedures of standby generators in backup power operation

### 05.04.1 Backup / Standby Power

Backup power is provided by permanently installed units at each WWTP. The units automatically start and provide power to plant equipment upon utility power failure. Backup power systems are considered highly critical equipment and are operated and Post Event Review.

The WWTMD conducts weekly reviews of emergency work in the weekly staff meeting, with a special focus on any non-compliance events that may have occurred, to identify “lessons learned” from the emergency situation. The goal of these weekly reviews is to ensure proper procedures and protocols are followed and to identify potential inadequacies associated with those procedures and protocols.

## 06. Plant Maintenance

### 06.01 Maintenance Planning and Scheduling

Maintenance planning is directed by Assistant Maintenance Superintendents and coordinated with Plant Operations at each plant's weekly staff meeting. The Maintenance Superintendents are supported by their respective leads and a maintenance planner at each facility.

#### 06.01.1 Purpose

The WWTMD's maintenance program has been developed to support:

- Work management, specifically planning and scheduling of preventative and corrective maintenance,
- Documentation of equipment manufacturers' maintenance recommendations,
- Compliance with equipment warranty requirements,
- Tracking and documenting asset history over the life of the asset,
- Spare parts and materials management, and
- Divisional asset management activities.

As previously indicated EAMS software is used as MDWASD's Enterprise Asset Management System (EAMS). EAMS serves as a computerized maintenance management system (CMMS) that serves to develop maintenance schedules, track and generate work orders, and document equipment history. EAMS has the capability to:

- Maintain a detailed plant infrastructure database,
- Automate inventory tracking and procurement,
- Track equipment information as it is placed into service regardless of position or location within the facility,
- Query information on individual plant equipment, and
- Generate and track work orders by work order type such as:
  - Corrective
  - Corrective from PM (Corrective Maintenance initiated after performing PM)
  - Calibration
  - Inspection
  - Natural disaster
  - New install / upgrade

- Preventative maintenance
- Predictive maintenance
- Unscheduled maintenance
- Emergency maintenance
- Document equipment maintenance history,
- Generate reports such as KPIs, and
- Track maintenance cost and labor expenditures.

## 06.02 Maintaining the Plant System Asset Register

MDWASD WWTMD have developed and documented, in the Functional Requirements Document, the Asset Register Hierarchy, and a process to enter treatment plant asset data into the EAMS database. The database is an electronic file cabinet that can be used to track systems, assets, inventories, work orders, etc. EAMS manages data by packaging it into three different types of entities: systems, positions, and assets. A “system” is a compilation of features that function as one entity with a single function. System entities can contain other entities, including position entities and other system entities. “Position” entities are used as placeholders for “asset” entities, and define the specific tasks needed to achieve a system goal. EAMS is a hierarchical system with the system entities at the top level, and the assets at the bottom level. The hierarchy of entities within a system entity is known as the “structure” and it defines sub-systems, positions, and assets that are part of the parent system.

Assets can be moved from position to position, or they can be physically moved to a storeroom as inventory items or to a maintenance shop for repair. A “position” entity will describe what type of assets that particular position should accept. The “asset” will describe a specific piece of equipment down to the serial number. Assets should be assigned only to a position that matches its characteristics. Each asset, position, or system can potentially have a class associated with it. A class has custom fields associated with the asset, and each time the class is associated with an asset, system, or position, EAMS will apply those custom fields to the equipment item that can then be populated by the end user. The assignment of an asset to a position may be done manually based on the availability of matching equipment and parts in inventory.

Each entity in EAMS has a set of standard or custom fields that define the engineer’s requirement for that particular entity. This capability allows a treatment system to be described at a high level in the “system” entity, and at a low level in the “position” entity where specific component-level details are described. For example, at the “system” level the treatment plant influent pump station can have a field such as “number of pumps,” which is more representative of the overall system operation. At the pump “position” level, the type of pump may be described by class, which defines characteristics such as the pump total capacity, net capacity, station gross capacity, horsepower, revolutions per minute (RPM), impeller size, impeller interior diameter (ID), total dynamic head (TDH), flow, etc. At the “asset” level, a pump asset will contain the same parameters as the “position” and will also include other asset-specific fields such as serial number, manufacturer, year built, etc.

Processes are entered into the EAMS database as “system” entities, and these, in turn, are part of a treatment plant “system” entity, which are ultimately part of the parent WWPLANTS “system” entity. The three maintenance service areas are the three treatment plants described as NDWWTP), CDWWTP, and SDWWTP. In EAMSEAMS, treatment plant system entities are identified by their class field “WWT,” and belong to the Equipment Owner field “830,” which refers to the WWPLANTS. The WWTP Functional Requirements Document contains descriptions and figures depicting the complete treatment plant asset hierarchy within EAMS.

For each asset class, equipment attribute information is collected and maintained within the system. Asset attribute data is standardized by asset class and is defined in the Functional Requirements Document (FRD). An example of standard asset attribute data for a motor control center is shown below in Table 06-1.

**Table 06-1**  
**Example of Asset Attribute Data**

Class	Class Description	CF Type	CF Code	Custom Field Desk.	LOV
WWTMCC	MOTOR CONTROL CENTER	CHAR	WWT042	MCC NUMBER	NO
		CHAR	WWT043	AMPS	NO
		CHAR	WWT044	BREAKER VOLTS	NO
		CHAR	WWT045	CATALOG	NO
		CHAR	WWT051	CONTACT NUMBER	NO
		CHAR	WWT055	SERIES	NO

Class	Class Description	CF Type	CF Code	Custom Field Desk.	LOV
		CHAR	WWT062	TRANSFORMER TYPE	NO
		CHAR	WWT144	BUS VOLTAGE	NO

Currently, most of EAMS treatment data fields are populated; a limited number of assets at the treatment plants have been identified for inclusion in the database. The WWTP OMP implementation plan includes the development of an Asset Register Management Plan (ARMP) for managing the Asset Register in EAMS. The ARMP will define the process to reconcile installed assets in the field to the EAMS database and review and assign criticality ratings of positions and/or systems. At a minimum the ARMP will direct staff to:

- Reconcile installed assets to the list of EAMS database assets,
- Conduct a field asset inventory to resolve identified discrepancies, and
- Assign criticality ratings to the assets as needed.

### 06.03 Maintenance Information Management System

Under MDWASD's EAMS maintenance management system, the WWTMD follows established workflow processes as described in the following subsections. Key examples of maintenance process in the FRD are given below in Figure 06.1 to Figure 06.6.

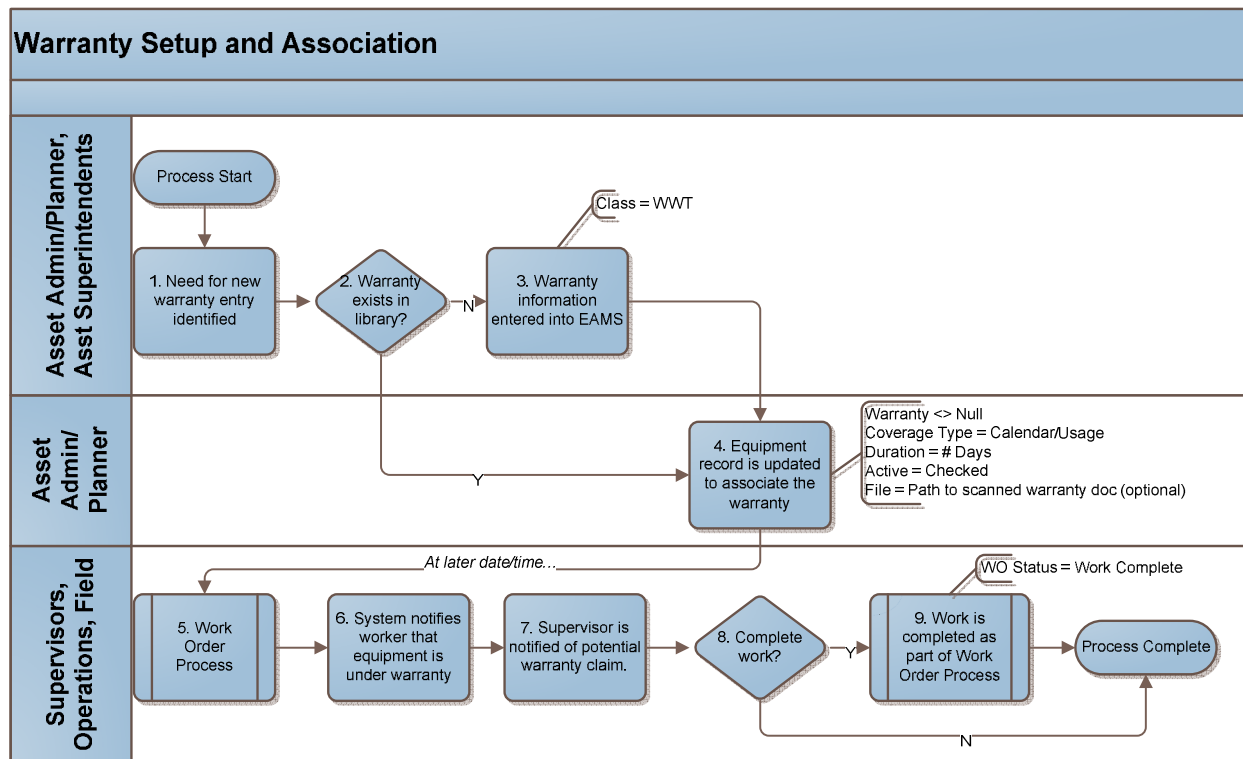
Upon full implementation of the WWTP OMP, all of the maintenance processes described below will be documented in a Maintenance Work Management Guide and enforcement of the procedures monitored by the Maintenance Management Support Group.

#### 06.03.1 Warranty Workflow Process

Equipment under warranty is tracked and maintenance personnel are notified when repairs to warrantied items should be the responsibility of the vendor. Both the WWTMD and SCADA Section use the warranty process shown in Figure 06.1.

Upon full implementation of the WWTP OMP, the warranty tracking system will be used and enforcement of the procedures monitored by the Maintenance Management Support Group.

**Figure 06.1**  
**Warranty Process Workflow**

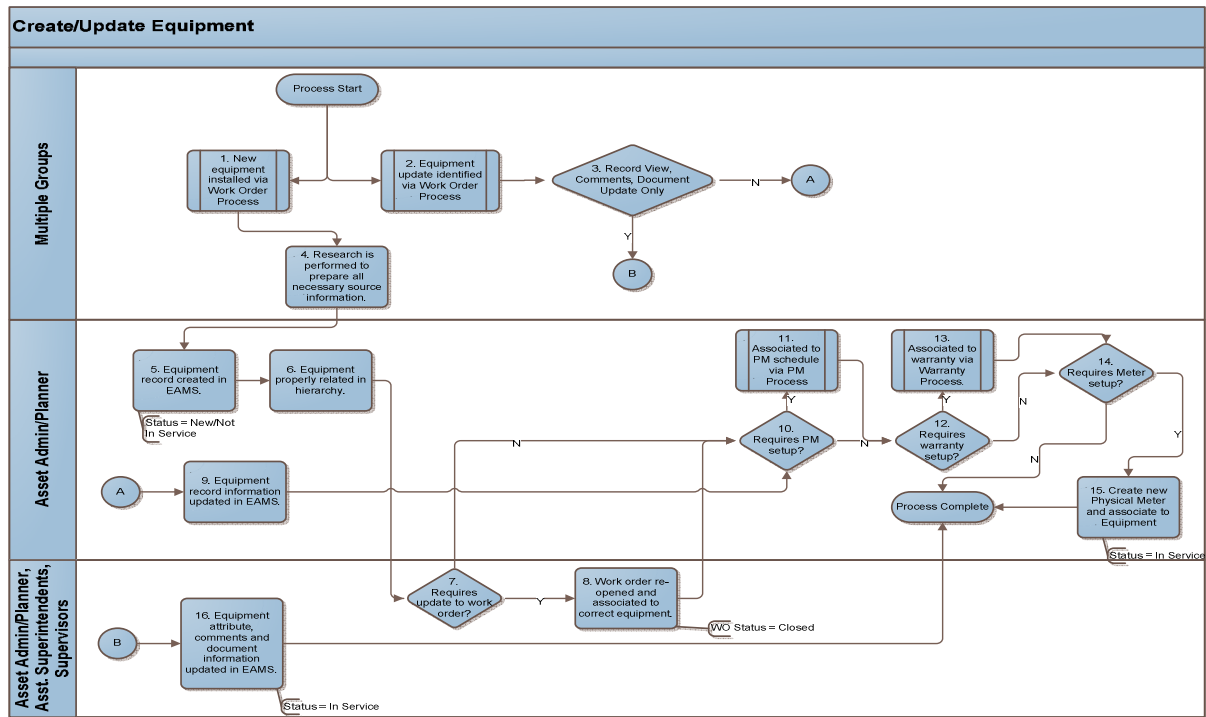


### 06.03.2 Create / Update Equipment Workflow Process

The equipment creation process is used to add new, or update existing, equipment records in EAMS. The term equipment, as used in EAMS, is a generic term that indicates a record to which a Work Order can be written. Specific types of equipment are Assets, Positions, and Systems. Where the process refers to any type, the reader will see the generic term equipment. Where the process refers to only certain type(s) of equipment, the reader will see the specific type called out.

Upon full implementation of the WWTP OMP, equipment history will be tracked and documented from position to position and enforcement of the procedures monitored by the Maintenance Management Support Group.

**Figure 06.2**  
**Equipment Workflow**

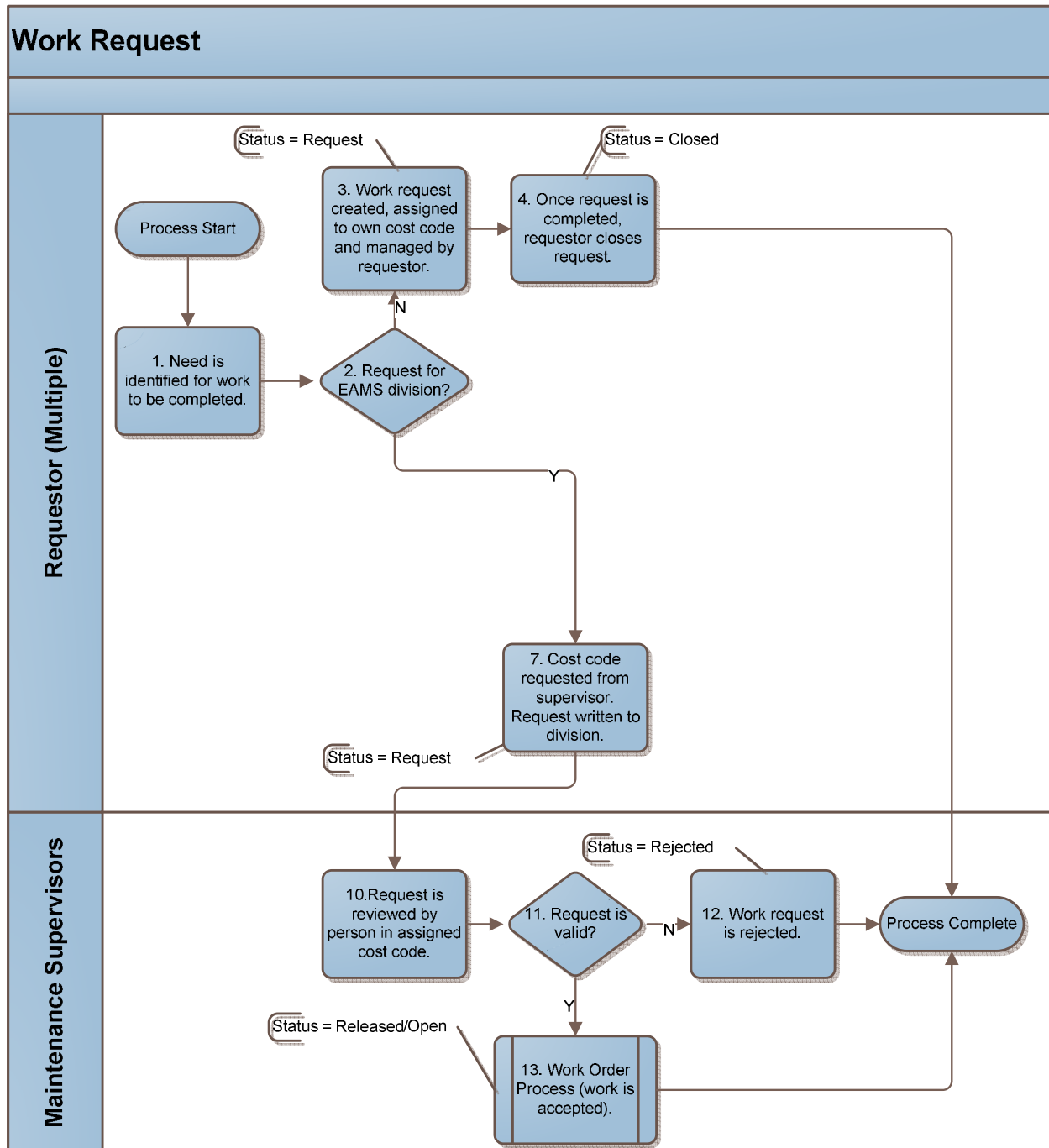


### 06.03.3 Work Request Workflow Process

Operations or maintenance task may require assistance from another division for both the WWTMD and SCADA Section. This scenario is handled in EAMS through work requests. The work request workflow process is shown in Figure 06.3,



**Figure 06.3**  
**Work Request Workflow**



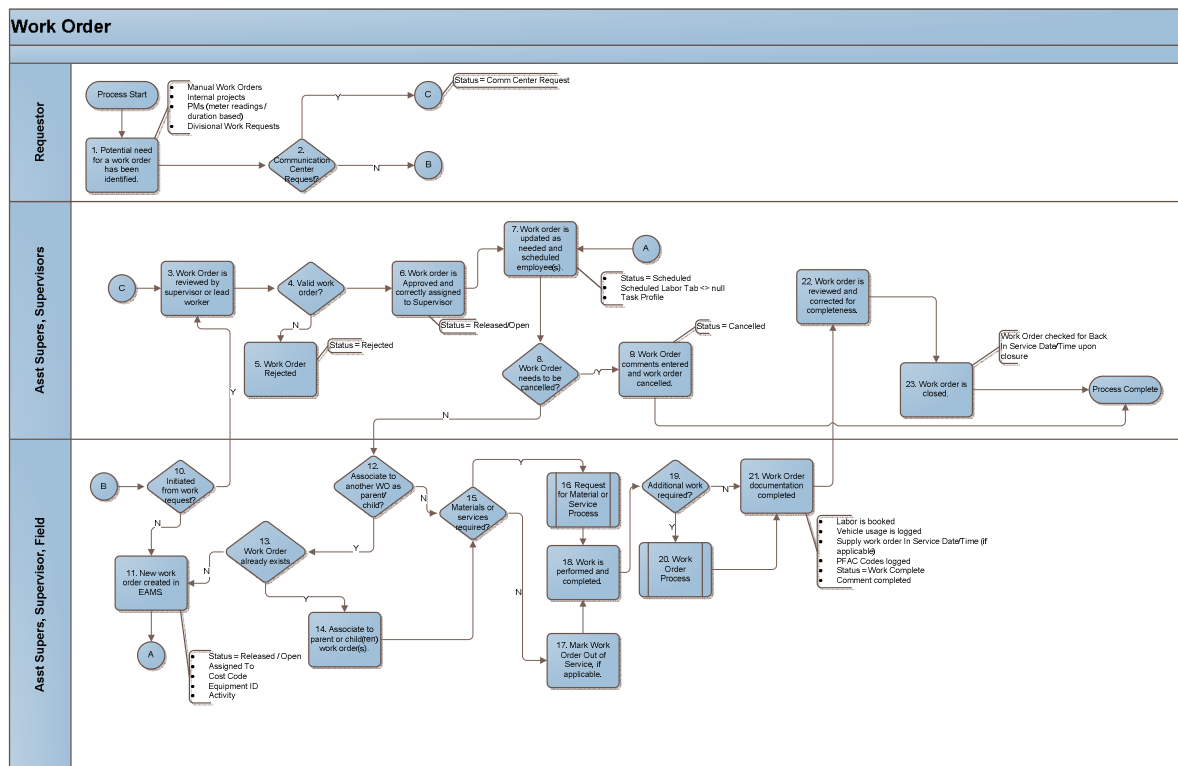
### 06.03.4 Work Order Workflow Process

Work orders for such things as corrective or preventative maintenance address situations where a WWTMD or SCADA Section staff person is notified of a problem that requires investigation and/or maintenance work to be performed. In many cases the work order will be initiated by the Operations Section in order to perform corrective maintenance on equipment. In some situations, a work order will initiate from the Emergency Communication Center through a Call Center Incident.

Once created, the work order is planned by a supervisor and assigned to an employee (or employees) who then complete the necessary work to correct the issue or problem. The work order is used to capture labor and tool usage, comments, documents (if desired), materials costs (if desired), closing codes, any other additional cost information and PFAC Codes.

The work order workflow process is shown in Figure 06.4.

**Figure 06.4**  
**Work Order Workflow**

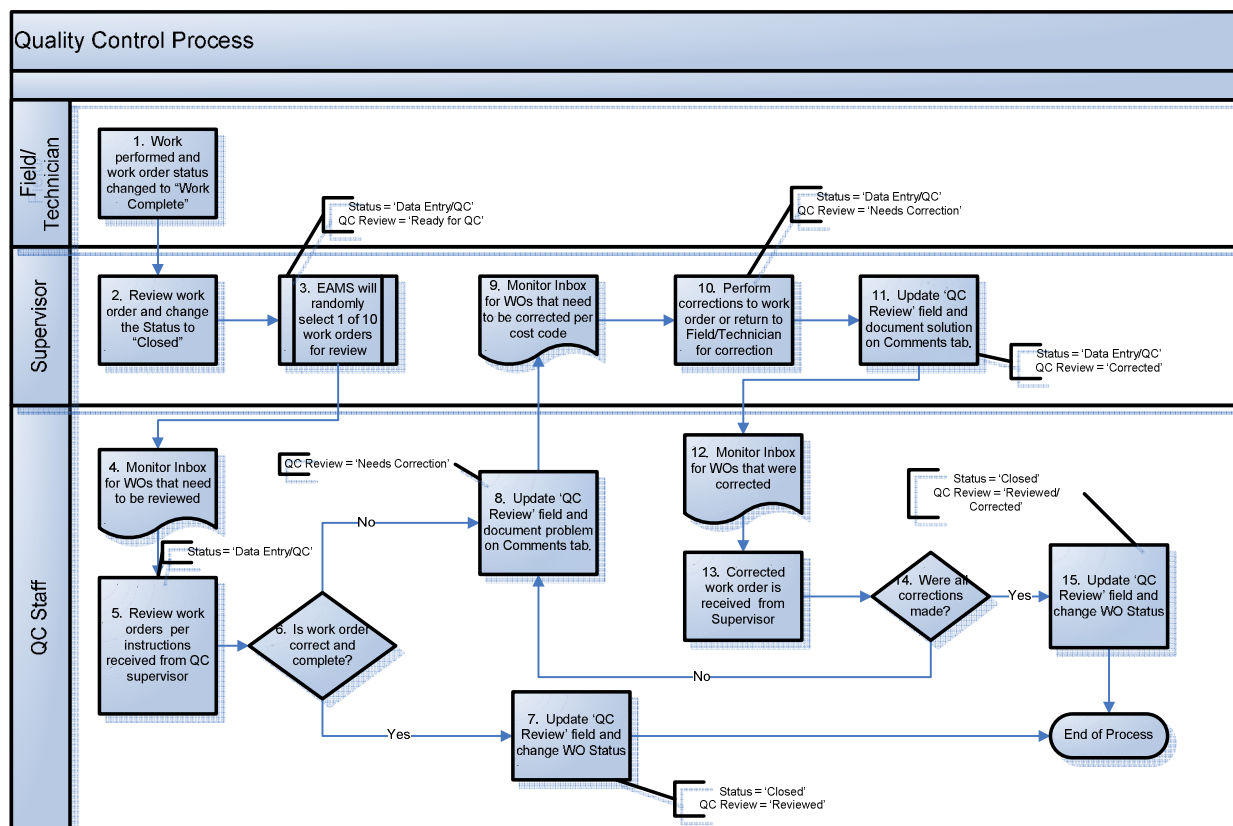


### 06.03.5 Work Order Quality Control Workflow Process

A Work Order Quality Control (QC) process is designed to review some, but not all, closed work orders. By spot-checking work orders for obvious errors (labor, parts, equipment, etc.), metrics can be developed to show the percentage of reviewed work orders that contained error versus the percentage that were done correctly the first time. Ensuring that information is recorded properly when the work order is closed is important because management decisions rely on accurate work order information. Both the WWTMD and SCADA Section use the Quality Assurance/Quality Control process shown in Figure 06.5

The Quality Assurance / Quality Control Program will be included in the Maintenance Work Management Guide and enforced by the Maintenance Management Support Group.

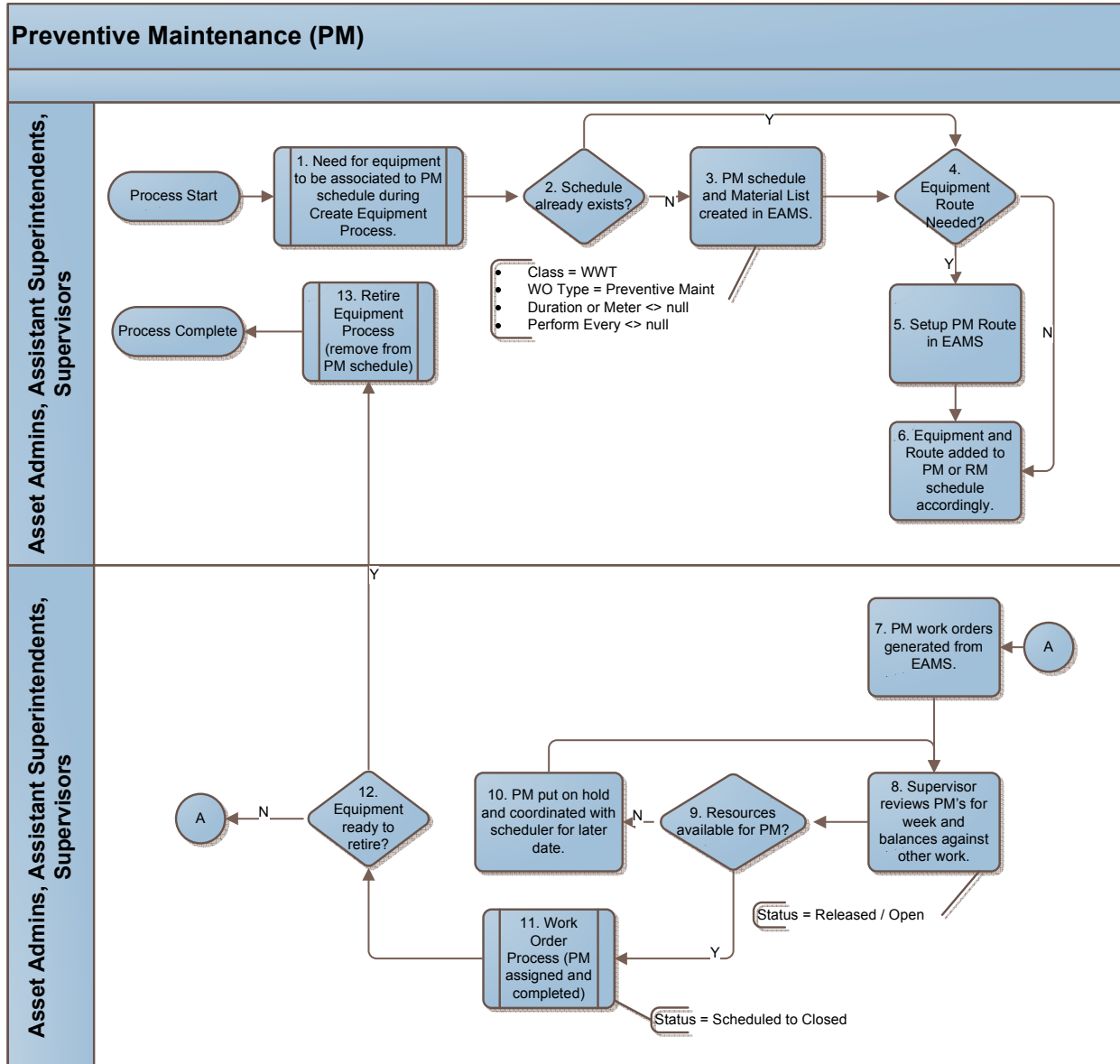
**Figure 06.5**  
**Quality Control Workflow**



### 06.03.6 Preventative Maintenance Workflow Process

The WWTMD and SCADA Section perform regularly scheduled maintenance or inspection activities for several different types of equipment on varying schedules. These PMs can be based on duration (time), usage (meter readings), or both.

**Figure 06.6**  
**PM Workflow**



## 06.04 Proposed Maintenance Management Support Group

The **EAMS / CMMS Support Group** manage the daily use and operation of the system. The group consists of a Manager, three Planner/Schedulers (one at each plant), three Data Entry Specialists (one at each plant), and a System Analyst/Programmer. The three Planner/Schedulers are tasked with developing PMs, reviewing equipment PMs, and developing the more complex CMs. The Data Entry Specialists spend most of their time in QA/QC roles insuring that work requests and work orders are completed in accordance with established requirements. This group establishes methodologies for processing maintenance work on the EAMS through the development of the Functional Requirements Document.

Once the WWTP OMP is fully implemented, the EAMS Business Support Group will be supported by, and work in coordination with, a new **Maintenance Management Support Group** that has two core functions; support the tactical or day to day maintenance activities within the division and develop long-term strategic maintenance programs that enhance work management (planning/scheduling) and MDWASD Asset Management Programs. It should be noted that the tactical staffing of the group will reside within the WWTMD. The strategic staffing should reside outside of the Division and will be discussed in the CMOM Sewer System Asset Management Program (SSAMP).

The tactical functions of the Maintenance Management Support Group will be responsibility of three Planner/Schedulers and one Data Entry Specialist at each of the three WWTPs. One Planner/Scheduler should have a mechanical maintenance background, one should have an electrical maintenance background, and the third should have a structural maintenance background. The primary duty of the Planner/Schedulers will be to plan and schedule corrective and preventative maintenance at their respective plants. This will include developing job plans, developing parts and materials lists, and scheduling maintenance tasks with field crews. From time to time the Planner/Schedulers will be called upon to verify asset information at their respective plants in accordance with the ARMP. Data Entry Specialists will be called upon to QA/QC the work request / work order process and provide assistance to the Planner/Schedulers as needed.

The strategic functions of the Maintenance Management Support Group will be addressed in the Asset Management portion of the CMOM program. The strategic functions of the Maintenance Management Support Group will be the responsibility of two Business Strategists, two Planner/Schedulers, two Data Entry Specialists, and one Programmer/Systems Analyst. The primary duties of the Business Strategists are to review the performance measures and recommend maintenance practice changes to meet department goals, and to manage various programs such as the ARMP, IMP, Corrective Maintenance Program, Preventative Maintenance Program, and other practices that fall under the responsibility of the Maintenance Management Support Group. The Planner/Schedulers primary duties are to work with outside organizations in planning and scheduling department maintenance, addressing parts and materials issues for the department, and assuring the asset register is maintained in accordance with the ARMP. Data Entry Specialists will be called upon to QA/QC the work request/work order process and provide assistance to the Business Strategists and Planner/Schedulers as needed. The Programmer/System Analyst primary duties will be to maintain the EAMS software and provide assistance to the end users as needed. .

## 07. Preventative and Predictive Maintenance

Preventative maintenance (PM) is scheduled work performed to prevent equipment breakdown, reduce wear, improve efficiency, and extend the life of equipment. Scheduled routine maintenance includes the inspection, cleaning, and adjusting of equipment as necessary during routine WWTP inspections and scheduled preventative maintenance. Predictive maintenance (PdM) is scheduled work to determine equipment condition and performance in order to prevent failure and schedule rehabilitation or renewal.

The PM program strategy is to maintain equipment in accordance with manufacturer warranty requirements while the piece of equipment is in warranty. Outside the warranty period, equipment is maintained in accordance with manufacturers' recommendations except where assessment of the actual operating environment or sound asset management principals indicates that a deviation from manufacturer recommendations is warranted. MDWASD currently employs EAMS to manage PM schedules and to generate and track Work Orders. EAMS enables the WWTMD to:

- Maintain a detailed system-infrastructure database,
- Manage materials needed for preventative maintenance,
- Query equipment/asset information, and
- Generate and track work orders status for:
  - Inspections,
  - Preventive maintenance,
  - Routine maintenance, and
  - Calibrations.
- Track preventative maintenance cost and labor expenditures.

The WWTMD's preventative maintenance program has been developed based on the following factors:

- **Equipment manufacturers' warranty recommendations.** For most newly installed pieces of equipment, the manufactures' warranty maintenance recommendations have been applied in the PM work order process. The process for applying manufacturer's warranty recommendations is shown in the WWTMD's Functional Requirement Document and in Section 06.03.1, Warranty Workflow Process. Where an equipment

manufacturer's warranty recommendations are not provided, standard procedure is to apply a best-industry maintenance practice or apply tried and true maintenance practices developed within MDWASD.

- **Equipment manufacturers' recommendations.** Typically, maintenance and overhaul recommendations are provided for each piece of equipment by the manufacturer. For baseline maintenance needs, MDWASD develops equipment maintenance schedules per each manufacturer's recommendations.

During the development of the Maintenance Management Support Group's Work Management Guideline, a process will be developed to ensure all equipment manufacturers' recommendations and parts list are obtained and migrated into EAMS.

- **Knowledge of the system and past performance.** Knowledge and experience regarding local condition and the reliability of the existing equipment are also considered in developing the maintenance schedules. An example would include aging equipment that has frequent failures requiring the equipment to be maintained more often.
- **Wet Weather / Dry Weather Maintenance Strategy.** Shutdown of equipment, systems, and unit processes must be planned and scheduled based on expected influent flows during the "wet weather" season. All preventive maintenance, inspections, cleaning, and planned repairs are scheduled during the dry season to ensure full capacity during the wet weather season.
- **Plant Process Requirements.** Each treatment plant unit process has different requirements. Maintenance scheduling is dependent upon the type of equipment install, equipment criticality, run times, and process unit characteristics. Specific frequencies of schedules are adjusted to accommodate the needs of the individual process. These items are developed primarily from process operating experience and are re-evaluated annually by operation and maintenance supervisors, and management. Re-evaluation includes changes in frequency of tasks, operational methods, or plant revisions or redesign in order to increase process reliability and reduce equipment failures, alarms, and crew works loads. Other equipment maintenance schedules are based on elapsed (run) time meter reading as opposed to calendar time.



During the development of the Maintenance Management Support Groups Maintenance Work Management Guideline all relevant codes, policies, and regulations will be cited and applied to the relevant work activities.

## 07.01 Preventative Maintenance Activities and Responsibilities

Preventative and/or routine maintenance is categorized into three trades by WWTMD; Mechanical, Electrical, and Structural. The SCADA components of the treatment plants have their own preventative maintenance schedules that are performed by the SCADA Section and are described in subsequent sections.

All Preventative Maintenance schedules, tasks, assignments, and work instructions are managed and administered through EAMS. Example Preventative Maintenance Activities are provided in Appendix C.

### 07.01.1 Preventative Maintenance by Trade

Appendix C contains the Preventative Maintenance schedule and tasks for the trades:

- Mechanical routine maintenance,
- Electrical routine maintenance, and
- Structural routine maintenance.

Preventative Maintenance is done for the Mechanical, Electrical, and Structural components in accordance with the detailed list provided in Appendix C. This list is not all inclusive, but rather representative of the PMs contained within EAMS.

### 07.01.2 Preventative Maintenance by Treatment Process

Appendix C contains the Preventative Maintenance activities by treatment process equipment, such as grit removal, aeration tanks, final settling tanks, sludge thickeners, digester equipment, and others. This list is not all inclusive, but rather representative of the PMs contained within EAMS.

### 07.01.3 Instrument Service and Calibration

The equipment listed in Appendix C is calibrated under routine maintenance and scheduled preventative maintenance tasks. The equipment is calibrated periodically by the WWTMD Electrical Maintenance Section, the Meter Installation and Maintenance Division, and the SCADA Section.

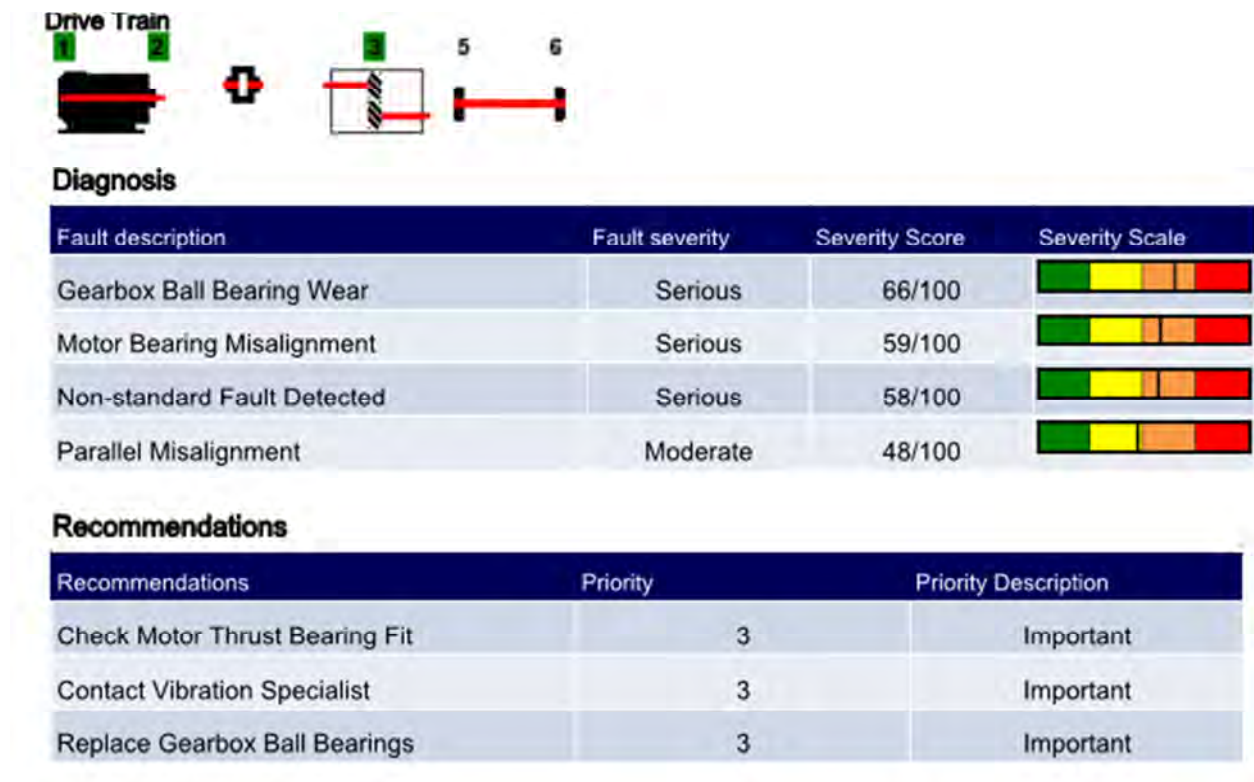
## 07.02 Predictive Maintenance

Predictive Maintenance (PdM) is used for early detection and removal of equipment defects that could lead to unplanned downtime or costs. This is done when equipment is in operation to determine current equipment status and detect defects early. With the integration of SCADA and EAMS, condition-based monitoring and asset health assessment can be performed. These analyses can determine when it is appropriate to do field PdM activities for further verification. These analyses identify anomalies in data and repeat maintenance activities, which indicate developing problems and could identify imminent failure. Proper analysis of the collected data by a trained technician is critical to ensure proper diagnosis of the issue.

Currently, PdM activities being performed include vibration analysis, infrared thermography, insulation resistance (i.e. Megger® testing), and transformer oil analysis.

**Vibration Analysis.** One of the most revealing pieces of information regarding the condition of rotating machinery is a vibration signature. Measuring the amplitude, frequency, and direction of vibration provides the information needed to diagnose a machine's condition. WWTMD currently performs vibration analysis annually rotating equipment including mixers, gearboxes, and pumps based upon criticality and motor size (100 hp and larger). This annual analysis uses a portable vibration analyzer with sensors placed in multiple locations on the tested equipment. Information about the equipment is entered into the analyzer, measurements are taken, and a report is generated. The report includes measures of bearing condition, alignment, and other items depending on the type of equipment being analyzed. The analysis methodology is a proprietary product of the analyzer manufacturer. Maintenance personnel email the report to the mechanical and electrical supervisor for that particular plant. The report is also attached to the EAMS work order during closeout. A portion of a report is included below in Figure 07.1.

**Figure 07.1**  
**Sample Vibration Analysis Report**




Oxygen production compressor motors have permanent vibration monitors installed. Analysis on this equipment is performed by the equipment vendor. Some other types of equipment may also have permanent vibration monitors and SCADA alarming capability. These capabilities were part of the equipment at time of purchase.

**Thermal Imaging.** Thermal imaging uses an infrared camera to measure equipment surface temperatures as shown in Figure 07.2. The objective of thermal imaging is to identify thermal variations, which may indicate:

- Hot bearings,
- Valve leaks,
- Plugged coolers, and
- Electrical faults.

**Figure 07.2**  
**Example of Thermal Imaging**



Currently the WWTMD is performing Thermal Imaging predictive maintenance to help identify electrical faults. Infrared analysis are conducted annually on motor control centers (MCC), switch gear, pumps of 100 hp and larger, and panel boards. These inspections can impact operations and are coordinated with plant operators.

Benefits of thermal imaging include:

- Identifying problems before they become serious,
- Improved reliability and uptime,
- Reduced unscheduled outages,
- Reduced maintenance costs,
- Baseline establishment for future trending, and
- Quality assurance of new installations or repairs.

**Insulation Resistance Testing (a.k.a., Meggering the motor).** The “Megger® test” is a method of testing that makes use of an insulation resistance meter that helps verify the condition of electrical insulation. This tests the integrity of the insulation of the motor windings, which break down gradually. Megger® testing is performed on motors and their associated wiring during scheduled predictive maintenance.

**Oil Testing.** Mechanical issues such as pump cavitation and vibration may be associated with poor lubrication. By checking oil for viscosity, levels, temperature, contamination, and type, pump problems may be prevented. Best practice activities to prevent oil-related failures include:

- Monitoring pumps and drivers closely to recognize subtle changes in oil levels, color, foaming, and cleanliness.
- Using infrared thermometers to check bearing and oil temperatures and inlet and outlet temps on oil coolers to determine efficiency.
- Frequently draining small amounts of oil from bearing housings to inspect for particle ingress, wear debris, and water content.
- Noting changes in vibration, unusual sounds, or oil leaks.
- Being vigilant in contamination-control practices. (It can cost 10 times as much to remove particle contamination from oil as it does to prevent contamination in the first place.)
- On oil-misted bearings, draining manifolds and collection bottles, and regularly checking mist flow at lube points.
- Learning the proper use of desiccant breathers, filter carts, and vacuum dehydrators.

Oil analysis is currently being performed on transformers twice a year. No oil analysis is being performed on motors or other rotating equipment. WWTMD has this capability and has performed this activity in the past.

**Condition Based Monitoring.** Under full implementation of the WWTP OMP, condition-based monitoring will be added to the current PdM activities. Additional predictive maintenance activities will include Condition-Based Monitoring of vibration and other indicators.

The purpose of adding Condition-Based Monitoring to current PdM activities is to reduce unnecessary service interruptions to critical equipment and to allow for more efficient operation. This allows more time between problem identification and equipment failure, which can be used for scheduling service interruptions, ordering parts, and other benefits obtained from a longer planning horizon. Typically, items that are identified as requiring more proactive predictive maintenance take longer to service and are critical to WWTP operation. These items are usually difficult to remove from service without affecting facility operations. Instead of servicing this

equipment on a routine schedule, various indicators are used to determine the need for rebuild or replacement of equipment.

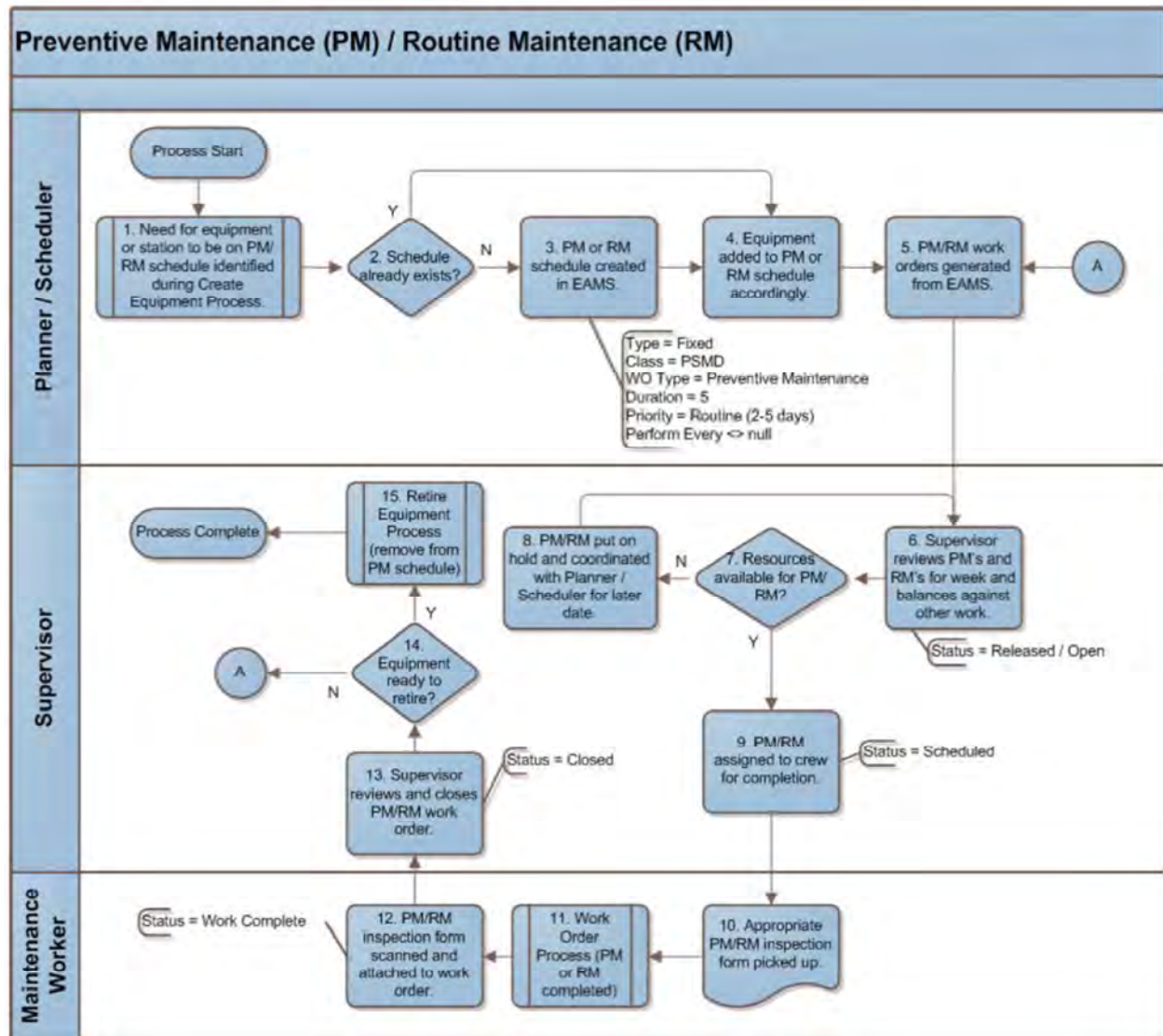
Indicators used to predict service life will be monitored through the SCADA system so that the data can be analyzed to determine when it is appropriate to perform maintenance. These systems identify anomalies in data and repeated maintenance activities, which indicate developing problems and could identify imminent failure. Proper analysis of the collected data by a trained technician is critical to ensure proper diagnosis of the issue. Condition-based monitoring items and additional sensor requirements will be identified through a SCADA master plan.

The proposed Maintenance Management Support Group Strategic Business Analyst will be responsible for interpreting data gathered through a predictive maintenance program and providing guidance to the Assistant Maintenance Superintendents for appropriate and timely maintenance of pieces of equipment. The Maintenance Management Support Group will also use the data to predict equipment end-of-life and update the capital improvements and/or equipment renewal budget based on the predictive maintenance findings.

### **07.03 Preventive and Predictive Maintenance Schedules**

Figure 07.3 illustrates the WWTMD flow chart for issuing preventative maintenance work orders.

**Figure 07.3**  
**Preventative Maintenance (PM) Flow Chart**



### 07.03.1 Treatment Plant PM Schedules

Mechanical, Electrical, and Structural routine and preventative maintenance schedules are automated through EAMS as developed by WWTMD planner/schedulers and approved by the trade supervisors. The work orders are issued automatically, and the Trades Supervisor assigns them to staff as appropriate. Routine and preventative maintenance activities are documented using field handheld devices while the work is being completed. Once the work is completed, data is uploaded from the handheld device into EAMS and the work order is closed.

### 07.03.2 SCADA Monitoring Systems PM Schedules

As with the treatment plant maintenance work orders, the SCADA monitoring system maintenance work orders are processed through EAMS. The work orders are generated by staff, and the supervisor assigns them to resources as appropriate. SCADA routine and preventative maintenance is managed on a digital handheld device that provides a checklist for the maintenance team to follow for calibration and recording readings. It allows the crew to pull up and check off task items as they are done. Since it is linked to EAMS, once the work is completed the work order is closed. Responsibility for monitoring systems at the WWTPs is shared between the SCADA section and WWTP personnel. The SCADA Section performs biannual routine and preventative maintenance on the RTUs. They are also responsible for network and infrastructure equipment. The WWTP personnel perform the remaining routine and preventative maintenance on the sensors and instruments at the WWTMD. Monitoring system preventative maintenance is performed depending upon staff-generated work orders in EAMS.

### 07.04 Monthly Work Order Status Reports

The WWTMD opens and closes work orders as work is needed and completed. Monthly EAMS reports are generated indicating the number of open work orders each month. EAMS has the capability to produce many reports. Refer to Appendix B for example reports. One generally accepted goal of any maintenance work group is to minimize unplanned work. Effectively planned work such as preventative maintenance, predictive maintenance, and inspections provides staff the opportunity to detect or predict impending failures. Although a set metric is preferable, the intent of monitoring planned versus unplanned work is to continuously improve work practices.



## 08. Inventory Management System

MDWASD's Inventory Management System provides confidence that MDWASD has sufficient resources for parts, equipment, and facilities to support maintenance activities that are conducted by the WWTMD.

Purchasing is centralized for stock items and decentralized for divisional purchases. An informal procurement process exists for equipment and repair services of \$500,000 or less using multiple source quotations. For items above this amount, the solicitation has to be routed to the Miami-Dade County Department of Procurement Management. Procurement Management reviews the solicitation process and the approval goes before the Board of County Commissioners. Emergency purchase orders can be issued to override the normal, lengthy process when a documented emergency arises.

MDWASD's Stores and Procurement Division uses EAMS to inventory and track stored parts for treatment plants. EAMS has the capability to associate spare parts to multiple pieces of equipment. At this time, this feature is not used to its fullest potential. The Stores and Procurement Division staff handle stock, storeroom management, and procurement of outside contracts for spare parts, materials, and services, tracking inventory through the use of Division and Inventory Stores. Division ("D") Stores were created for local tracking within a department. Tracking is determined by division and trade. Inventory ("I") Stores manage inventory across departments and are not owned by any one department. EAMS allows for the tracking of stored parts for treatment plants and tracks location as well as inventory of specific items.

The Stores and Procurement Division adjusts buying and stocking of inventory based on historical use tracked in the EAMS system. Restocking decisions are made on a max/min system. Stores and Procurement manages a list of county contracts of multiple manufacturers necessary to supply "Insurance Items" and other spare parts that are necessary to manage the WTCS. MDWASD is the largest user of these contracts for their system operations and maintenance. These contracts have caps which, if exceeded, require approval from the Board of County Commissioners.

Upon full implementation of the WWTP OMP, spare parts will be associated to equipment or multiple pieces of equipment within the EAMS database. Spare parts will be checked out of the inventory using a bar coding system with the EAMS system tracking the transaction, the quantity in stock, location of the part(s), and final issue to a work order.

## 08.01 Spare Part Locations

MDWASD's inventory management system in EAMS is managed by the Stores and Procurement Division. Division staff handle stock, storeroom management, and procurement of outside contracts for spare parts, materials, and services. The Stores and Procurement Division uses EAMS to inventory and track stored parts for plants as well as re-order inventory of specific items per agreed on re-order levels.

Plant spare parts are located at each of the treatment plants and at divisional stores warehouses located at Medley. There are a total of nine warehouses, but only six of the warehouses store inventory for the WWTMD. These six warehouses are located at:

- Westwood Lakes
- NDWWTP (Interama)
- Medley
- Douglas Road
- CDWWTP (Virginia Key)
- SDWWTP (Black Point)

## 08.02 Critical Parts and Equipment Locations

The CD requires MDWASD to identify critical spare parts (referred to by MDWASD as the "Insurance Items") that are required to return critical facilities to service as soon as possible. The critical spare parts list is compiled by the Assistant Maintenance Superintendents and their Trade Supervisor based on their knowledge of highly critical equipment and processes. A list of "Insurance Items" is contained in Appendix D.

In most cases, critical spare part inventories are maintained in the Stores and Procurement Division storerooms. The Inventory Management Plan (IMP) will determine warehousing practices so as to protect and maintain highly critical parts as well as store them in a manner so

as to not hinder the warehousing of less critical, more frequently used parts. As a best practice, MDWASD maintains local annual contracts to supply larger quantities of treatment-plant-related parts and equipment.

The determination of what is a critical spare part will be determined by the guidance explained in the IMP. The decision process to determine if a spare part should be purchased and stocked is based on immediate availability, operational mitigation, and cost. The Maintenance Business Strategists and Assistant Maintenance Superintendent will determine needs and make adjustments to the inventory list based on the PMIP.

### **08.03 Procedures for Maintaining the Spare Parts List**

Maintenance of an accurate inventory of spare parts and materials through EAMS is necessary to ensure critical spare parts are available in the event of unplanned maintenance occurs at the plants. Spare parts associated to highly critical equipment will be linked to the equipment in EAMS per the IMP. The review of highly critical rated equipment will occur on a regular basis per the ARMP and a plan to purchase or contract for the spares will be documented and administered in EAMS.

THIS PAGE INTENTIONALLY LEFT BLANK

## 09. WWTP Equipment Prioritization and Criticality Plan

The purpose of equipment criticality prioritization is to define specific implementation actions that will assist MDWASD to address the requirements of Section 19(h), WWTP OMP as defined in the CD and develop a sustained condition assessment program that ensures highly critical assets are assigned a condition rating to support equipment renewal planning.

Upon full implementation an equipment / asset criticality rating system will be described in the Asset Register Management Plan. Per the performance measures in this program, 95 percent of all highly rated critical equipment will be regularly assessed to mitigate the potential and consequence of failure.

### 09.01 EAMS Criticality Ratings

MDWASD has recently completed full condition assessments of each wastewater treatment plant to prioritize equipment renewals and update each plants capital improvement projects. Based on these reports and in consultation with Chief Plant Operators and Assistant Maintenance Superintendents criticality ratings have been assigned to approximately 4,500 assets (equipment positions) within the EAMS database. The existing equipment rating percentages are shown in Table 09-1. The distribution of ratings within each plant is typical in that a significant majority of systems are rated as semi-critical. The exception to this is the SDWWTP where 41% of the equipment is rated as highly critical. This is largely due to the plant's underground injection discharge system and all its supporting equipment.

A complete list of assets assigned a criticality rating can be found in Appendix E. The list provided in Appendix E covers the following systems at each WWTP; in plant raw sewage conveyance, pretreatment screening, influent grit chambers, primary clarification, high purity oxygen systems and aeration, final settling, return activated sludge, sludge dewatering and biosolids handling, effluent disinfection and disposal, tertiary treatment, odor control systems, yard piping, electrical and power distribution, and buildings. The appendix has been bookmarked by plant with annotations provided for examples illustrating assets assigned a rating.

Since the existing MDWASD criticality ratings are a 5-point criticality scale that is more specific than the CD's required 3-point criticality scale of critical, semi-critical, and non-critical, MDWASD will continue to utilize the more refined 5-point scaling system. The 5-point criticality classifications will better manage work order priorities and will allow for the identification of critical spare parts. As equipment is added at the each plant, MDWASD will assign initial criticality ratings. The criticality ratings are based on impact or consequence of failure and not on asset condition. Asset condition affects the potential risk associated with each asset, but not asset criticality. Routine asset condition assessments are required to determine the actual condition of a particular asset and assess the risk of failure associated with that asset, but in general, the criticality of an asset remains the same over the life of the asset.

Once the plan is fully implemented scheduled condition assessments will be performed on highly critical (#5 – Hazard) equipment and systems.

**Table 09-1**  
**Systems with Criticality Ratings**

5 Point Criticality Ratings		Central (count & % total)	North (count & % total)	South (count & % total)	Total (count)
5	Hazard. Potential safety, health, or environmental issue. Failure without warning	177 (10%)	83 (6%)	584 (41%)	844
4	High disruption. Operations in critical areas are lost. Significant delay to restore.	767 (43%)	564 (42%)	489 (34%)	1820
3	Moderate disruption. Portion of operations lost. Moderate delay to restore.	441 (24%)	261 (19%)	289 (20%)	991
2	Minor disruption. Repair to failure longer than trouble call. No operational impact	333 (18%)	302 (22%)	32 (2%)	667
1	Failure should not affect safety, health environment or operations	84 (5%)	140 (10%)	27 (2%)	251
TOTALS		1802 (100%)	1350 (100%)	1420 (100%)	4,573

## 10. Staffing and Funding Plan

### 10.01 Overview

The Staffing and Funding Plan will establish the basis for performance-based annual and rolling five-year budgetary planning horizons for the management, operations, and maintenance of the MDWASD wastewater treatment plants.

Once implemented, the Staffing and Funding Plan will use previous plant performance records and newly established performance measurement goals to objectively plan, and adjust, resource and funding levels to meet the adopted performance measure targets. An objective approach, based on documented performance enhances the repeatability, consistency, and transparency of the budgeting process while helping to minimize subjective funding decisions.

### 10.02 Influencing Factors

The proper and efficient staffing of WWTPs is dependent on several factors such as:

- Plant influent flow,
- Characteristics of the waste managed, industrial contributors, food preparation facilities, and pretreatment program, etc.,
- Treatment process type,
- Chemical use,
- History of plant upsets,
- Age of facility including - age of process equipment,
- Use of technology and automation,
- Skill level of staff; turnover of staff; and training programs,
- Biosolids / sludge management production and disposal method,
- Established systematic SOPs in place,
- Advanced technologies requiring specialized skill sets,
- Preventative maintenance programs, and maintenance history,
- Compliance record, and
- Reliability of parts management.

Strong plant leadership and staff morale can overcome many challenges, but stresses caused by many of the above factors can quickly erode those attributes. This reinforces the need for continual supervisory and management training programs

Establishing and maintaining the appropriate number and diversity of operators, technicians, and maintenance personnel is critical to ensuring WWTPs operate in compliance with state and federal requirements and meet expectations of the public for a clean and safe operation of the systems.

### 10.03 Situational Analysis

The NDWWTP, CDWWTP, and SDWWTP all have good records of compliance and demonstrating proper operational controls.

Major planned capital upgrades will impact staffing needs either by increasing the skill set needed to operate new equipment, or by minimizing maintenance time on old equipment and processes.

While the biological treatment processes at each of the three WWTPs are very similar, there are enough unique features to require variations in staffing types and numbers of staff. The SDWWTP has more process units than either the CDWWTP or NDWWTP. The SDWWTP has constructed several new facilities that require additional operators and maintenance staff. The new facilities include new influent fine mechanical screens, a new tertiary filtration system, and a sodium hypochlorite generation facility that requires specialized technical training and knowledge for operation.

The NDWWTP receives wastewater from three sources, each differentiated by the level of chloride concentration. The NDWWTP operates all three aeration trains to accommodate the raw wastewater, referred to as high chlorides, mid level chlorides, and low chlorides. The separation of waste streams results in the need for three distinct operating systems, each requiring operators and maintenance procedures. The NDWWTP does benefit from not processing the waste sludge generated at the plant. All waste sludge, which is a combination of waste primary and waste secondary sludge, is pumped to the CDWWTP.



The CDWWTP has differences in staffing needs related to the age of the facility and its present physical condition. Also, the sludge handling requirements at the CDWWTP are expanded due to the NDWWTP's waste sludge being pumped to the CDWWTP for processing and dewatering. The present management and staff are making great strides in repairing and protecting existing facilities. Noticeable improvements are made between each CMOM team inspection and were indicated in the recent FDEP inspection report. The age and prior condition of the CDWWTP requires a number of maintenance staff to return all treatment units into service. The CDWWTP also staffs raw sewage Pump Stations No. 1 and 2.

The procedure to handle the waste sludge pumped from the NDWWTP requires major capacity for sludge thickening, storage, stabilization, and dewatering. The CDWWTP uses eight gravity thickeners, 24 anaerobic digesters, and six centrifuges within their sludge handling process. Additional staff is required for these operations. Waste sludge handling can be detrimental to equipment and tanks. Grit in the sludge accumulates in the digesters and requires removal to maintain tank capacity. Because the CDWWTP has 24 digesters and various other basins, a dedicated tank cleaning crew is recommended. Maintaining clean basins with full available capacity is a priority here.

A major concern with staffing is the replacement of the two high purity oxygen plant staff members. Two MDWASD staff members are dedicated to operating the high purity oxygen generation plants for all three WWTPs, both of whom are scheduled to retire, one by May 31, 2016, and the second by June 30, 2017. The high purity oxygen system provides all of the oxygen required for biological treatment. Without oxygen the biological system would fail. Based on the critical necessity of the high purity oxygen system, a plan will be developed to replace the existing two staff members and that additional staff be trained/employed to provide an adequate coverage in this critical area.

The establishment of a training specialist for each treatment plant is required due to the technical knowledge needed for the wastewater treatment operator position and the limited number of experienced operators available in the Miami area. According to interviews with MDWASD management, there are also very limited resources for outside training. Most of the existing training is related more to safety than process operations, and process control training

primarily consists of on the job mentoring by more experienced operators. A training specialist would develop structured programs to be provided to multiple staff members at scheduled sessions, making it more economical to the utility than sending limited numbers to off-site training. As treatment processes become more sophisticated and regulatory requirements more stringent, it is very important to have a well trained operations staff. MDWAS is already seeing the effects of not having adequate skilled staff ready to assume supervisory positions. The planned attrition of existing supervisors only puts a further burden on the utility to staff these positions with experienced, capable managers. This is most relevant at the mid-level supervisor position.

## 10.04 Professional Growth and Training

MDWASD is required by state regulations to staff the WWTPs with a designated number of qualified and certified wastewater operators. The FDEP states in Regulations 62-699.310 and 62-699.311 that chief operators must hold, at a minimum, an operator's certification the same level as the classification of the WWTP for which they are responsible. Wastewater operators must annually receive continuing education units (CEUs) by attending FDEP approved courses.

Wastewater training can be difficult to acquire due to its specialty, cost, location of classes, and available staff time. A combination of methods should be used, such as:

- Traditional training at Florida DEP or MDWASD sponsored schools.
- Professional Associations – Water Environment Federation webcasts, regional seminars, and manuals.
- On-line/ WEB based – Several approved organizations, such as the California Technical Institute and the Water Environment Federation, offer web based training.
- Local colleges, community colleges, and technical schools. Miami-Dade WWTP managers noted that currently there are no wastewater programs at any of the local colleges and universities. It was suggested that the Miami Dade Community College may be interested in initiating such a program.

Refer to Appendix F for Florida State Wastewater Operator Certification requirements.

## 10.05 Funding Needs

Based on the WWTP implementation activities and the estimated staffing derived from the staffing evaluation study for each WWTP, the following details the existing salary structure and staffing and funding needs under the phased implementation for additional staffing. Refer to Appendix G for the treatment plant staffing level evaluation.

Future capital improvement projects at each plant will impact staffing and skill levels. This will be re-evaluated during annual reviews of this WWTP OMP as described in the Performance Measures section of this document.

It should be noted that a phased approach should be considered to achieve the number of budgeted new-hires, as locating this number of skilled staff immediately would be difficult in the Miami area. The hiring approach would have to allow time to train current staff to progress to higher levels of responsibility while newer, less experienced staff are brought on board. The primary concern today is to replace planned retirees and current vacant positions, and train current staff where possible so they can continue to advance in knowledge and skills.

Estimated labor costs are based on position salary ranges provided by MDWASD's Human Resources Department for the WWTMD. The wage rate estimate used for this evaluation is the procedure developed by MDWASD in combination with the GSSOMP where the estimated annual wage is a weighted average of 25 percent of the job position's low wage and 75 percent of the high wage with a 39 percent labor burden.

**Table 10-1**  
**Staffing Additions within the WWTPs**

Program and Position	Abbreviated Description	Personnel 1
<b>South District WWTP</b>		
Operations and Maintenance		
Treatment Plant Operation (TPO 1)	These positions will allow monitoring, controlling and adjusting of wastewater treatment equipment within the treatment plant. The hires will be required to perform routine operations activities in assigned areas, take corrective actions, and start and stop equipment as directed. This position will be required to obtain and maintain required certifications. *This position will also curtail overtime expenditures.	6 (3 electric scooters)
Treatment Plant Operation (TPO 2)	The hires will be required to perform routine operations activities, perform corrective activities, start stop equipment, and will be required to obtain and maintain required certifications. Will supervise TPO1 staff. *This position will also help to curtail excessive overtime expenditures.	2
Treatment Plant Supervisor (TPS)	These positions will supervise operators and direct work activities within an assigned wastewater treatment plant.	3 <sup>1</sup> (3 laptops and 3 pickup truck)
Data Entry Specialist 1 (DES) - Clerk	This position will process documents G specific to area of assignment; reviews documents for sufficiency, obtains necessary signatures and routes appropriately, maintaining follow-up; provides information to other divisions and the public, applying significant knowledge of departmental rules, regulations and procedures to interpretations made. Support for W&S DES2.	1 (1 laptop computer)
W&S Plant Mechanic	These positions will perform mechanical preventative and corrective maintenance at an assigned wastewater treatment plant. Due to the size and amount of equipment at the WWTP preventative maintenance takes a considerable amount of time to complete. The staff additions will perform deferred corrective maintenance and improved completion of preventive maintenance to decrease the risk of equipment failure.	12 (6 1-ton utility body trucks with heavy duty tow package)
W&S Plant Diesel Mechanic	This position will provide maintenance on newly acquired EDM Generators, new Co-generation units, landfill gas equipment, along with other related equipment installed on the Co-Gen Facility improvement projects.	3
Planner / Scheduler	These positions will allow for additional planning and scheduling of reactive and preventative maintenance as well as provide for better management of spare parts and improved use of EAMS.	2 <sup>1</sup> (2 laptops)
SCADA Technician	These positions will provide for better maintenance of plant SCADA systems at the plant. The technician will also provide assistance in HMI screen updates, report queries and troubleshooting of SCADA malfunctions.	1 (1 laptop)

Program and Position	Abbreviated Description	Personnel 1
Senior System Analyst /Programmer	IT specialist that service all three WWTPs	1 (1 compact car)
Treatment Plant Operator - <u>Training Specialist</u> (TPO2)	The position will develop and administer training programs that address plant specific technical training. This position will also identify, develop and maintain SOPs	1 (1 compact car and 1 laptop)
W&S Structural Maintenance Worker	These positions are needed to maintain structures of the treatment vessels in the three Regional WWTPs and the two Regional Master Pump Stations, as well as to cut back on overtime expenditures.	9 (3 Utility step vans)
Sludge Dewatering Operator (SDO1)	These positions are required in the Dewatering facility and will address the safety issue associated with have one staff member at a time in this area that is manned and operated on a 24/7 basis. Added staff will also reduce overtime expenditures.	4
Sludge Dewatering Supervisor (SDS)	This position is needed to supervise the SDO1 operators.	1
W&S Plant Electrician	This position is needed to maintain aging equipment at the plant. During construction additional staff is required to take equipment in and out of service	2 (1 one-ton utility body truck with tow package and electric hoist. 1 half-ton van with partition, shelving and ladder rack)
W&S Plant Elec. Supervisor	This position is required to supervise the plant electricians. An additional supervisor is also need to assist with Capital Projects	1 (1 midsize utility truck)
W&S Instrument Tech.	This position is needed monitor the equipment in the new HDL plant (in accordance with NFPA 70B)	2
Office Support Specialist 3 (OSS3)	This position is required to support the department.	1
<b>Tank Cleaning</b>		
TPO2 or Public Works Supervisor	These positions will allow for the observing and documenting of tanks, basins, clarifiers, and digester conditions, including grease and debris accumulation. The hires will be required to operate vector trucks used in cleaning and may be required to perform confined space entry to inspect condition and clean equipment and return system back to normal operating conditions	1 (1 One-ton pick-up truck)

Program and Position	Abbreviated Description	Personnel 1
Septic Waste Attendant or W&S Semi-Skilled Laborer	The position will clean tanks, basins, clarifiers, digesters, and channels under direct supervision. Position will be required to work in Confined Spaces	8 (1 Pneumatic crane 1 Clamshell bucket 1 Excavator 1 One ton truck 1 Step van 2 Vac trucks 2 Bob cats 2 8" pumps Ventilation equipment)

**North District WWTP**

Operations and Maintenance		
Treatment Plant Operation (TPO 2)	The hires will be required to perform routine operations activities, perform corrective activities, start stop equipment, and will be required to obtain and maintain required certifications. Will supervise TPO1 staff. *This position will also help to curtail excessive overtime expenditures.	3
W&S Plant Mechanic	These positions will allow for the performance of mechanical preventative maintenance on new as well as aging equipment at the NDWWTP. *They will also help to alleviate spikes in overtime expenditures at the plant.	6 (3 1-ton 4x4 utility body truck with heavy duty tow package)
Planner / Scheduler	These positions will allow for additional planning and scheduling of reactive and preventative maintenance. With two positions at each of the plants, one position will specialize in mechanical maintenance and the other position will specialize in electrical maintenance	2 <sup>1</sup> (2 laptops)
SCADA Technician	These positions will provide for better maintenance of plant SCADA systems at the plant. The technician will also provide assistance in HMI screen updates, report queries and troubleshooting of SCADA malfunctions.	1 (1 laptop)
W&S Instrument Tech.	This position is needed to monitor aging equipment in the plant in accordance with NFPA 70B *(and reduce overtime expenditure).	3 (1 one-ton utility body truck with tow package and electric hoist)
W&S Plant Electrician	This position is needed to maintain aging equipment at the plant. During construction additional staff is required to take equipment in and out of service	2 (1 half-ton van with partition, shelving and ladder rack)

Program and Position	Abbreviated Description	Personnel 1
W&S Structural Maintenance Worker	These positions are needed to maintain structures of the treatment vessels in the three (3) Regional Wastewater Treatment Plants and the 2 Regional Master Pump Stations *(and cut back on excessive overtime expenditures).	9 (5 Utility step vans)
<b>Tank Cleaning</b>		
TPO2 or Public Works Supervisor	These positions will allow for the observing and documenting of tanks, basins, clarifiers, and digester conditions, including grease and debris accumulation. The hires will be required to operate vactor trucks used in cleaning and may be required to perform confined space entry to inspect condition and clean equipment and return system back to normal operating conditions	1
Septic Waste Attendant or W&S Semi-Skilled Laborer	The position will clean tanks, basins, clarifiers, digesters, and channels under direct supervision. Position will be required to work in Confined Spaces. The plants are required to be cleaned every 3 to 5 years to ensure hydraulic capacity and ensure adequate treatment.	2 (1 One-ton truck)
<b>Central District WWTP</b>		
<b>Operations and Maintenance</b>		
Treatment Plant Operation (TPO 1)	These positions will allow monitoring, controlling and adjusting of wastewater treatment equipment within the treatment plant. The hires will be required to perform routine operations activities in assigned areas, take corrective actions, and start and stop equipment as directed. This position will be required to obtain and maintain required certifications. *This position will also curtail overtime expenditures.	3 (3 utility body trucks with hoist and hatch)
W&S Structural Maintenance Worker	These positions are needed to maintain structures of the treatment vessels in the three Regional Wastewater Treatment Plants and the two Regional Master Pump Stations, as well as to cut back on excessive overtime expenditures).	9 (3 Utility step vans)
Sludge Dewatering Operator (SDO1)	These positions are required in the Dewatering facility and will address the safety issue associated with have one staff member at a time in this area that is manned and operated on a 24/7 basis. *Additional staff will also reduce overtime expenditure	2 (1 electric scooter)
W&S Power Plant Operator 2 (Co-Gen)	These positions are needed to help effectively provide 24-hour/7-day per week coverage of the of the Co-Gen building at the CDWWTP, as well as at the 4 <sup>th</sup> Street Master pump station. *The unavailability of staff has led to excessive overtime expenditures.	2
Treatment Plant Operation (TPO 2)	The hires will be required to perform routine operations activities, perform corrective activities, start stop equipment, and will be required to obtain and maintain required certifications. Will supervise TPO1 staff. *This position will also help to curtail excessive overtime expenditures.	3 (3 utility body trucks with hoist and hatch)

Program and Position	Abbreviated Description	Personnel 1
W&S Plant Mechanic	These positions will perform mechanical preventative and corrective maintenance at assigned wastewater treatment plant locations. The staff additions will perform deferred corrective maintenance and improved completion of preventive maintenance to decrease the risk of equipment failure.	14 (7 1 ton 4x4 utility body trucks with heavy duty tow package)
Planner / Scheduler	These positions will allow for additional planning and scheduling of reactive and preventative maintenance. Will also provide for better management of spare parts and improved use of EAMS.	2 <sup>1</sup> (2 laptops)
SCADA Technician	These positions will provide for better maintenance of plant SCADA systems at the plant. The technician will also provide assistance in HMI screen updates, report queries and troubleshooting of SCADA malfunctions.	1 (1 laptop)
W&S Plant Electrician	This position is needed to perform preventive and corrective maintenance on the aging instrumentation and process control equipment in the plant in accordance with NFPA 70B	4 (3 one-ton utility body truck with tow package and electric hoist. 1 half-ton van with partition, shelving and ladder rack)
W&S Instrument Tech.	This position is needed to perform preventive and corrective maintenance on the aging instrumentation and process control equipment in the plant in accordance with NFPA 70B	6 (1 electric scooter)
W&S Automotive Equip. Operator 2	This position is required to assist in the operation of onsite and offsite plant machinery and equipment.	2
W&S Maintenance Repairer	This position is required to perform routine maintenance activities as requested. Adequate training will be provided to accommodate gap in experience.	2 (1 one-ton pick-up truck)
Treatment Plant Operator - <u>Training Specialist</u> (TPO2)	The position will develop and administer training programs that address plant specific technical training. This position will also identify, develop and maintain SOPs	1 (1 compact car and 1 laptop)
<b>Tank Cleaning</b>		
TPO2 or Public Works Supervisor	These positions will allow for the observing and documenting of tanks, basins, clarifiers, and digester conditions, including grease and debris accumulation. The hires will be required to operate vector trucks used in cleaning and may be required to perform confined space entry to inspect condition and clean equipment and return system back to normal operating conditions	1



Program and Position	Abbreviated Description	Personnel 1
Septic Waste Attendant or W&S Semi-Skilled Laborer	The position will clean tanks, basins, clarifiers, digesters, and channels under direct supervision. Position will be required to work in Confined Spaces. The plants are required to be cleaned every 3 to 5 years to ensure hydraulic capacity and ensure adequate treatment.	8 (1 Pneumatic crane 1 Clamshell bucket 1 Excavator 1 one-ton truck 1 Step van 2 Vac trucks 2 Bob cats 2 8" pumps Ventilation equipment)
Administration		
Sr. Professional Engineer	Directs construction plan review activities in an environmental resource program; supervises and coordinates the work of professional engineers, administrative and clerical employees engaged in the review of development and construction plans within Miami-Dade County to ensure compliance with environmental regulations, or serving in engineering support capacities. Must possess a State of Florida Professional Engineer license. Five years of professional civil engineering experience are required.	1
Engineer 2	Bachelor's degree in Engineering. Two years of engineering experience are required. A State of Florida Professional Engineer license; or Bachelor's degree in Engineering Technology awarded or having been enrolled prior to July 1, 1979 and proof of having passed the fundamentals test for the State of Florida Professional Engineer license may substitute for the required education.	3
Engineer 1	Bachelor's degree in Engineering. A State of Florida Professional Engineer license or Bachelor's degree in Engineering Technology awarded or having been enrolled prior to July 1, 1979 and proof of having passed the fundamentals test for the State of Florida Professional Engineer license may substitute for the required education.	1
W&S Engineering Drafter 2	High school diploma or GED. Three years of experience in technical engineering surveying and/or drafting are required. Completion of coursework in Engineering, Architecture, Geography, or related field may substitute for the required experience on a year-for-year basis to a maximum of two years.	2
	<b>Proposed Additional WWTP Staff</b>	<b>157</b>

A summary of the proposed budget is shown in Table 10-2.

**Table 10-2**  
**WWTP Staffing and Training Budget**

<b>SALARY:</b>	
Requested Employee (157):	\$8,366,668
39% labor burden	\$3,263,000
<b>Total Loaded Salary:</b>	<b>\$11,629,688</b>

<b>TRAINING:</b>	
Current Employees:	\$895,000
Avg. Training Cost:	\$2,500
# Employees:	358
Requested Employees:	\$392,500
Avg. Training Cost:	\$2,500
# Employees:	157
<b>Total Requested Training:</b>	<b>\$1,287,500</b>

<b>TOTAL REQUESTED BUDGET:</b>	
<b>Total:</b>	<b>\$12,917,188</b>

## 11. Hauled Waste Control Program

The Hauled Waste Control Program is currently in effect and was prepared to comply with Section 19(h)(vii) of the CD. The CD requires MDWASD to develop, submit, finalize, and implement a program to control liquid wastes discharged into the WWTPs. The Hauled Waste Control Program is designed to control liquid hauled wastes discharged into MDWASD wastewater treatment plants as detailed below.

### 11.01 FOG Source Control Program Summary

In addition to the hauled waste control program described herein, the County has a FOG source control program to minimize the amount of FOG entering the WTCS. The FOG source control program is administered by RER-DERM.

### 11.02 Hauled Waste Control Program Regulatory Drivers

The Hauled Waste Control Program has been developed in response to federal regulations, Consent Decree requirements, and county requirements.

#### 11.02.1 Federal Regulations

The National Pretreatment Regulations [40 CFR 403.5(b)(8)] state that the discharge of hauled waste is prohibited except at points designated by the publically owned wastewater treatment plant.

#### 11.02.2 Consent Decree Requirements

The Consent Decree requires MDWASD to develop, submit, finalize, and implement a program to control liquid wastes hauled to the WWTPs. This includes:

- A hauled waste receiving station to control hauled waste flows and loadings into the WWTP,
- Communication, data collection, documentation, or other standard operating procedures to effectively determine, prior to the introduction of the waste into the WWTP,
  - The sources of an individual domestic or non-domestic wasteload,
  - The pollutant characteristics of an individual wasteload, and

- The compliance of an individual wasteload with applicable federal, state, and local standards.
- A program implementation schedule, and
- Developing the program using recommendations in the *Guidance Manual for Control of Hauled Wastes*, (EPA-833-B-98-003, September 1999) to the extent applicable and appropriate.

### 11.02.3 County Requirements

RER-DERM has regulated liquid waste transporters since 1984 under the provisions of Chapter 24, Article III, Division 4, Section 24-46 of the Miami-Dade County Code. Section 24-46 requires all liquid waste transported within Miami-Dade County to be carried by transporters with valid liquid waste transporter operating permits. Upon approval by RER-DERM, the liquid waste transporter is issued a decal for display on the tanker. There are approximately 1,000 permitted liquid waste tankers in the system.

The Code also requires that all those who transport liquid waste within Miami-Dade County, regardless of the point of origination or final disposition, to submit a monthly report to the Department, on a form prescribed by the Department. To facilitate this process, the Department issued a Septage and FOG waste manifest form in February 2015. The form is available at <http://www.miamidade.gov/environment/library/forms/septage-fog-waste-manifest.pdf>.

In addition, a manifest guidance manual is available at

<http://www.miamidade.gov/permits/library/instructions/liquid-waste-transporter-guide.pdf>.

The waste manifest meets the following guidelines of the EPA *Guidance Manual for the Control of Wastes Hauled to Publicly Owned Treatment Works* as required by the Consent Decree:

- Waste generator information
- Waste description

The waste manifest includes certification by the liquid waste transporter that: “I understand that the discharge of any waste other than grease waste, septic tank waste or portable toilet waste from customers in the Miami-Dade jurisdiction must be approved before the waste is transported to the SDWWTP.”

If wastes other than those described above are requested to be approved for transport to the SDWWTP, the MDWASD will request the following additional information, as recommended in the EPA guidance manual:

- Inorganic characteristics,
- Organic characteristics,
- Pesticide/herbicide warranty,
- Polychlorinated biphenyl (PCB) warranty,
- Hazardous waste warranty, and
- Federal categorical pretreatment standard warranty.

Once the additional information is received, MDWASD will make a determination regarding the acceptability of the waste.

On or before the 20th of each month, all liquid waste transporters are required to submit the following information to RER-DERM for the previous month:

- Septage and FOG Manifest forms,
- Disposal tickets received from MDWASD at the SDWWTP,
- Monthly summary form, and
- Monthly fee.

## 11.03 Hauled Waste Control Program Purpose and Goals

### 11.03.1 Purpose

Hauled liquid waste pollutants are usually more concentrated than the typical WWTP influent wastewater, thus hauled waste may cause adverse impacts at the treatment plant. These adverse impacts may include overloading the treatment processes, contaminating biosolids that are land applied, and creating hazardous conditions for WWTP personnel. The purpose of the Hauled Waste Control Program is to prevent hauled liquid wastes from causing these problems.

### 11.03.2 Goals

The goals of the Hauled Waste Program are to:

- Control the discharge of hauled liquid wastes into the MDWASD treatment plants,

- Serve the public by providing a location for the proper disposal of hauled wastes,
- Generate revenue to help off-set the cost of operating and maintaining the hauled waste control program, and
- Provide beneficial reuse of hauled wastes where possible.

## 11.04 Hauled Waste Source Areas

Figure 01.1 in Section 1 shows the service area boundaries for Miami-Dade County from which hauled liquid wastes originate. Hauled liquid wastes may originate from outside the service area boundaries and be accepted by MDWASD only by prior arrangement.

### 11.04.1 Program Review and Revision

The Hauled Waste Control Program will be reviewed annually as part of the performance measure reviews. Individual components of the program will be updated on an as-needed basis during the annual reviews. A full Hauled Waste Control Program review will be completed on a five-year schedule and a full program revision completed at that time. While the Consent Decree is in effect, annual reports are required to be submitted to EPA/FDEP. Once the Consent Decree ends, annual reports are required to be submitted to the Miami-Dade RER-DERM under the terms of the VSCO.

### 11.04.2 Planned Supportive Actions

Planning of improvements to the existing FOG Removal Facility at the SDWWTP is currently underway.

### 11.04.3 Implementation Schedule

Improvements to the SDWWTP Plant FOG Removal Facility are currently in the planning stage. Planning is anticipated to be complete by *May 2015*. Design of improvements to the station is scheduled to begin in *June 2015*.

## 11.05 Hauled Waste Control Program Performance Measures

The Hauled Waste Control Program includes a feedback mechanism for continuous improvement of the program. The following subsections describe the key performance measures that will be monitored to ensure the program performance continually improves.

Upon completion of the IMS portion of this CMOM performance measures will be identified to monitor the Hauled Waste Program and adjust procedures to ensure effective management of the program.

## 11.06 Hauled Waste Control Program Operation

The SDWWTP is currently the only MDWASD plant that accepts liquid hauled waste, primarily septage, and FOG. Approximately 80 liquid waste transport trucks use the facility daily. The following subsections describe the transport tank procedures being used.

### 11.06.1 Transport Tank Volume Calibration

Once a liquid waste transporter has received a valid operating permit, but before commencing operation, an initial visit is made to the SDWWTP. During the initial visit the liquid waste transporter tanker is filled with water to determine its actual volume. The total volume of water placed into the tanker is determined using a calibrated MDWASD flow meter. Liquid waste transporters are charged on a full load volume basis regardless of the actual volume of liquid waste in the tanker.

### 11.06.2 Hauled Waste Disposal Procedures

Upon commencing operation, the liquid waste hauler first completes the Septage, and FOG waste manifest form. The FOG Removal Facility at the SDWWTP is accessed through the west entrance gate on 97<sup>th</sup> Avenue via 248<sup>th</sup> Street. The facility is normally accessible from 6 a.m. to 11 p.m., seven days/week and at other times by contacting the plant operations office. The security guard at the west gate will not allow any company that is delinquent in their payments to enter the plant. MDWASD notifies RER-DERM of companies that are refused access.

The transport truck will approach the FOG Removal Facility from the south and drive into one of three liquid waste discharge bays. The facility attendant will complete Section 5 of the waste manifest form and attach one copy of a paper disposal ticket to the manifest. One copy of the disposal ticket is retained at the plant and one copy is sent by the plant to the MDWASD billing and accounting section. MDWASD transport trucks using the facility must be accounted for in the same manner.

The liquid waste transport truck driver then discharges the hauled waste into the facility. The driver is responsible for cleaning the discharge bay when unloading is complete. The driver is responsible for coiling and hanging the wash hose on the hose rack after cleaning is complete. Discharge of vacuum pump oil blow down from the transport truck is prohibited. Transport truck water tanks may be filled using the reuse water located on the north side of the facility.

No routine sampling and analysis of liquid hauled waste is currently performed.

### 11.06.3 Transport Truck Tank Cleanout

The facility Material Handling Building is available for transport truck solid waste cleanout from 6 a.m. to 6 p.m., seven days per week. Only solid waste from septic tanks, sewer cleanouts, storm sewers, grease traps, lift station, or other permitted waste sources will be accepted. All liquids in the transport truck tank must be disposed of at the facility liquid discharge bay before discharging solids to the material handling building. Truck vacuum pump oil blow-down is prohibited. All paper and trash must be disposed of in trash cans or dumpsters. Large boxes are discarded in the dumpsters. Work gloves and any other disposal personal protective items used for cleaning must be discarded in the trash cans or dumpsters after use.

If the driver requests to clean out the transport truck tank, the driver will receive a second disposal ticket from the facility attendant identifying a cleanout. The transport truck and driver then proceed to the facility Material Handling Building to complete the cleanout. All cleanouts must be performed in the two bays to the right hand side of the building. The driver is required to slowly open the transport truck tank rear access door to prevent the solid waste from spilling out of the building. Climbing inside a truck tank is prohibited for safety reasons. The driver is



responsible for coiling and hanging the wash hose on the hose rack after cleaning is complete. MDWASD transport trucks using the facility follow the same procedures.

MDWASD then loads the solid wastes into a dumpster for disposal at the landfill.

#### 11.06.4 Proposed Revisions to the SDWWTP FOG Removal Facility

The current FOG separation tank is incapable of adequately handling solids loads, resulting in excess odors and unanticipated manual labor to remove large amounts of grit, settled soils, and hardened grease. The proposed revisions will improve separation operations and result in the conveyance of floating FOG to a beneficial use option process and the removal of excess grit and settled solids.

A technical evaluation of alternatives is in progress at the time of this writing for this project and the results will be issued in a Basis of Design Report.

THIS PAGE INTENTIONALLY LEFT BLANK

## **12. Climate Change Impacts**

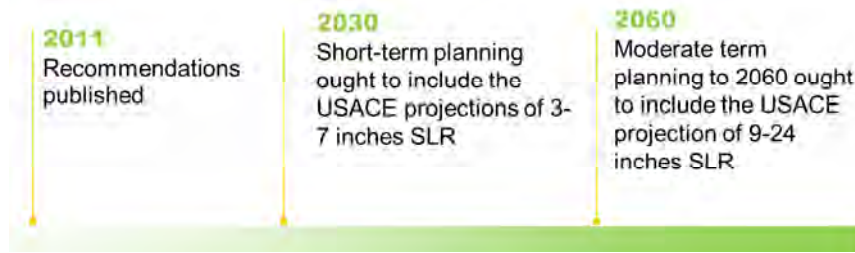
In May 2014, the Miami-Dade County Board of County Commissioners passed a Resolution requiring that all County infrastructure projects “shall consider” the potential impacts of sea level rise and storm surge during all project phases (including planning, design, and construction) to ensure that these projects will function properly for fifty years or the design life of the project, whichever is greater. The County has also requested consideration of other climate change implications for County infrastructure projects.

MDWASD has taken a proactive approach to understand the implications of climate change impacts to their facilities during this period of heavy investment of wastewater plant (WWTP) upgrades. This section summarizes recent efforts and recommends next steps to be considered to continue to build on these efforts.

### **12.01 Wastewater Treatment Vulnerability to Climate Change**

#### **12.01.1 Previous MDWASD Climate Adaptation and Resiliency Efforts**

MDWASD’s strategies and tactics for dealing with climate change align with the broader County efforts. As a signatory to the South Florida Regional Climate Change Compact (SFRCCC), Miami Dade joined other south Florida counties to develop a coordinated strategy for dealing with impacts of climate change. This includes a unified planning estimate for sea level rise projections. In 2012, the SFRCC released the report, Analysis of the Vulnerability of Southeast Florida to Sea Level Rise, which contained planning time horizons and potential changes to sea level. This report projected up to 3 feet of sea level rise by 2075. This report built on the SFRCCC recommendations previously released in the 2011 report, A Unified Sea Level Rise Projection for Southeast Florida, where recommendations from the USACE were reviewed for projections to 2030 and 2060.

**Figure 12.1****Adapted from A Unified Sea Level Rise Projection for Southeast Florida (2011)**

Given the location of the WWTPs, sea level rise and the associated storm surge is of high priority. Miami-Dade Water and Sewer adopted this 3-foot rise by 2075 as their policy guidance.

**Figure 12.2****Adapted from Analysis of the Vulnerability of Southeast Florida to Sea Level Rise (2012)**

With this guidance, MDWASD began the development of a framework geared towards creating guidance for design standards that considered the various climate manifestations, such as sea level rise, storm surge, wind, and flooding “Central District Wastewater Treatment Plant Engineering Approach for Climate Adaptation and Resiliency (2014)”.

Through that effort, MDWASD adopted a few key factors for their framework:

1. **Defined their level of risk tolerance for level of service:** MDWASD determined their highest priority is to maintain hydraulic capability. There is zero tolerance for an outage of this type. The most critical function is to prevent a human health risk and keep wastewater of the streets of Miami. The second most important risk tolerance level is to provide continuous treatment at the plant. The third level of service priority is ancillary asset protection.
2. **Adopted asset life and planning horizon as two key decision factors in the framework:** Asset improvements or new assets can be broadly categorized into three

components: structural, electrical, or mechanical. Each has a different service life that ought to be considered when making decisions for resiliency adaptations. Routine operations and maintenance also present an opportunity to introduce additional adaptations.

*Figure 12.3 Planning Horizon*



The recommendation is that the climate resiliency feature be incorporated into the upgrades of the design process based on the asset life. Specifically, the adaptation solution ought to coincide with the climate planning horizon that aligns with the asset life. For example, if the upgrade includes mechanical assets with a service life of 15 years, the corresponding time planning horizon for sea level rise estimates would be out to the 2030 scenario.

3. **Adaptive Management and Phased Implementation:** Incorporating an adaptive management protocol is especially useful for climate change planning because new data is incorporated at key intervals to allow for a more robust identification of adaptation needs and implementation of tactics. This approach allows for investments to be made in phases with growing certainty over time.

### 12.01.2 Next Steps: Guidance for Operations and Maintenance

The aforementioned framework sets the foundation for capital improvements. The next logical and complementary step is to build on these efforts by focusing on the necessary operation strategies that can make MDWASD a more climate resilient utility.

For example, elevated groundwater levels from sea level rise and changes to infiltration are likely increase extraneous water entering the sewer system and reaching the WWTPs. This, and other climate changes, such as prolonged storms, will have impacts on the recommendations

for the monitoring system and response protocols, technical specifications, preventative O&M schedules, and equipment inventories. Hence, more specific recommendations need to be developed for the O&M protocols.

Potential areas of evaluation can include:

- Review and update of emergency protocols and safety procedures—The CDWWTP is the most vulnerable in term of employee mobility and safety. One approach is to review the protocols and conduct working sessions with the operators to incorporate their experiences as essentially “first responders.”
- Spare parts – For critical items, MDWASD operators have previously considered the location of the needed supplies. Should they be at plant at high elevation or off site? If off site, risk of being able to transport to the site is a lesson learned from Super Storm Sandy in the NY/NJ area.
- Risk analysis as the basis of a decision framework for which O&M adaptations are adopted.
- Budget implications for proposed recommendations.
- Identification of operation and maintenance mitigation measures and evaluation of alternatives by process area to ensure previously identified goal of continuous treatment at the plant, in response to a climatic stressor.
- Industry guidelines – Professional organizations and federal agencies have been developing recommendations for climate resilient utilities. A few of the industry literature and application for Miami-Dade is a critical step to keep Miami-Dade with the most relevant experiences.

According to the 2012 report, the impact of climate change on the wastewater treatment plants in the Miami-Dade service area will vary depending on the geographic location of the specific station. In general, wastewater treatment plants will be exposed to three broad categories of climate manifestations and their associated components. First is the storm tide, made up of the tidal cycle and the storm surge. Second are South Florida’s hurricanes with their associated precipitation and winds. Third is the sea level rise and the associated impact on percolation and drainage, as well as overall flooding, as the groundwater level rises along with the sea level.

Table 12-1 presents the Saffir-Simpson Hurricane Wind Scale showing the types of damage and the anticipated power impacts associated with various hurricane categories.

**Table 12-1**  
**Saffir-Simpson Hurricane Wind Scale**

Category	Sustained Winds	Types of Damage Due to Hurricane Winds	Anticipated Power Impacts
1	74 to 95 mph	Very dangerous winds will produce some damage	Extensive damage to power lines and poles likely will result in power outages that could last a few to several days.
2	96 to 110 mph	Extremely dangerous winds will cause extensive damage	Near-total power loss is expected with outages that could last from several days to weeks.
3 (major)	111 to 129 mph	Devastating damage will occur	Electricity and water will be unavailable for several days to weeks after the storm passes.
4 (major)	130 to 156 mph	Catastrophic damage will occur	Power outages will last weeks to possibly months. Most of the area will be uninhabitable for weeks or months.
5 (major)	157 mph or higher	Catastrophic damage will occur	Power outages will last for weeks to possibly months. Most of the area will be uninhabitable for weeks or months.

Source: <http://www.nhc.noaa.gov/aboutsshws.php>.

The framework for developing a wastewater treatment plan focused primarily on two factors:

- Asset life versus planning horizon
- Pertinent industry design guidance documents

THIS PAGE LEFT INTENTIONALLY BLANK



## **13. Appendices**

*Appendix A: EAMS Key Performance Indicators*

*Appendix B: Plant SCADA I/O List*

*Appendix C: Preventive Maintenance Schedules from EAMS*

*Appendix D: List of Insurance Items / Critical Spare Parts List*

*Appendix E: Equipment Prioritization / Criticality*

*Appendix F: Florida Administrative Code for WWTP Operator Certification*

*Appendix G: Treatment Plant Staffing Evaluation*

THIS PAGE LEFT INTENTIONALLY BLANK

# APPENDIX A

## EAMS Key Performance Indicators

## Infor EAM™ Key Performance Indicator Reports

TITLE	Description / Purpose	Time Period	Range
<b>Wastewater Treatment</b>			
Work Order Utilization % (Last 30 Days)	% of hours booked in EAMS to work orders, i.e., "wrench time" (not including non-work order time entry, e.g., meetings, drug testing, training, etc.) out of all hours booked	Last 30 Days	Good (70-100), OK (60-70), Poor (<60)
Proactive Maintenance % (Last 30 Days)	% of proactive maintenance hours booked (i.e., hours booked to work orders of type Preventive, Routine, Calibration, Inspection, Corrective from PM, Corrective from RM, or Predictive) out of all booked hours	Last 30 Days	Good (80-100), OK (50-80), Poor (<50)
Emergency Maintenance % (Last 30 Days)	% of hours booked to work orders with type of Emergency or Natural Disaster out of total hours booked	Last 30 Days	Good (<10), OK (10-15), Poor (>15)
PM (or PM/RM) Compliance % (Last 30 Days)	% of work orders with type of Preventive (PM) or Routine (RM) that are completed within 7 days of their originally scheduled due date out of total PM/RM work orders	Last 30 Days	Good (>95), OK (85-95), Poor (<85)
Preventive Maintenance % (Last 30 Days)	% of hours booked for work orders with type of Preventive, Routine, or Inspection out of total hours booked	Last 30 Days	Good (>40), OK (20-40), Poor (<20)
Overtime Hours % (Last 30 Days)	% of hours booked to work orders with hour type of Overtime or Overtime On Call out of total hours booked	Last 30 Days	Good (<10), OK (10-15), Poor (>15)
Work Orders Waiting for Materials %	% of work orders that are currently on hold <u>with a hold reason of waiting on materials</u> out of all work orders in status Released, In Planning, On Hold, or Scheduled	All Currently Open	Good (<5), OK (5-10), Poor (>10)
% Overdue PM's	% of work orders in status Released, In Planning, On Hold, or	All Currently	Good (<10), OK (10-15),

<b>TITLE</b>	<b>Description / Purpose</b>	<b>Time Period</b>	<b>Range</b>
	Scheduled with type of Preventive, Routine, or Inspection that are <u>past their due date</u> out of all work orders in those statuses	Open	Poor (>15)
% Work Orders Recorded to High Level Equipment	% of work orders written to "bucket" systems instead of the detailed piece of equipment being worked on	Last 30 Days	Good (<10), OK (10-15), Poor (>15)
% WPM Operator Involvement	% of work orders created by personnel in an operator user group	Last 30 Days	Good (>20), OK (10-20), Poor (<10)
% of (WPM or WWT) WOs Comp in Last 30 Days that went into QC Process	Descriptive title: % of Work Orders Completed in Last 30 Days that went into QC Process	Last 30 Days	Good (>59), OK (41-59), Poor (<41)
% of (WPM or WWT) WOs (Completed & Reviewed in Last 30 Days) that Passed QC Process	Descriptive title: % of Work Orders Completed & Reviewed in Last 30 Days that Passed QC Process	Last 30 Days	Good (>75), OK (51-75), Poor (<51)
% of (WPM or WWT) WOs (Completed & Reviewed in Last 30 Days) that Failed QC Process	Descriptive title: % of Work Orders Completed & Reviewed in Last 30 Days that Failed QC Process	Last 30 Days	Good (<11), OK (11-30), Poor (>30)
# (WPM or WWT) WOs in QC Process > 30 Days	# of Work Orders completed over 30 days ago and are now in QC Process	Last 30 Days	Good (<21), OK (21-50), Poor (>50)
<b>Stores</b>			
Storeroom Service Level % (ROS)	% of currently open ROS's that can be immediately serviced by stores (e.g. not in a status of Partially Issued or Partially Ready)	All Currently Open	Good (>95), OK (90-95), Poor (<90)
Storeroom Service Level % (Pick Tickets)	% of currently open Pick Tickets that can be immediately serviced by stores (e.g. not in a status of Partially Issued or Partially Ready)	All Currently Open	Good (>95), OK (90-95), Poor (<90)
Storeroom Service Level % (ROS and	Combines service level of STxxK001 and STxxK002	All Currently Open	Good (<1.51), OK (1.51-2),

<b>TITLE</b>	<b>Description / Purpose</b>	<b>Time Period</b>	<b>Range</b>
Pick Tickets)			Poor (>2)
% Inactive Stock from Last 12 Months	% of non-critical parts with some quantity in inventory that have not been issued to an ROS or Pick Ticket in the last 12 months	Last 12 Months	Good (<5), OK (5-10), Poor (>10)
% Critical Parts Unavailable	% of critical parts with zero quantity in inventory, out of all critical parts stocked in the store's inventory	No time frame	Good (<5), OK (5-10), Poor (>10)
% Single Line POs Last 90 Days	Descriptive title: % of Pos in the last 90 days that have only a single part requested, out of all Pos	Last 90 Days	Good (<25), OK (25-50), Poor (>50)

# APPENDIX B

## Plant SCADA I/O List

## **North District Wastewater Treatment Plant I/O List**



MIAMI-DADE WATER AND SEWER DEPARTMENT  
 NORTH DISTRICT WASTE WATER TREATMENT PLANT  
 INPUT/OUTPUT LIST  
 RTU ND01 INJECTION WELL PUMPING STATION

ITEM	DESCRIPTION	SIG. TYPE	RACK	CARD	POINT	PT. CONN	SPARE	ZERO	SPAN	SIGNAL NAME
1.0	TRAVELING SCREEN NO. 1 UPSTREAM LEVEL	AI	2	6	1	1	1	0	30	SCREEN1.LVL1.IN
2.0	EFFLUENT JUNCTION WELL SLUCE GATE LEVEL	AI	2	6	2	1		0	100	SLUCE.LVL.IN
3.0	TRAVELING SCREEN NO. 2 UPSTREAM LEVEL	AI	2	6	3	1		0	30	SCREEN2.LVL1.IN
4.0	EFFLUENT JUNCTION WELL LEVEL	AI	2	6	4	1		0	20	JUNCTION.LVL.IN
5.0	INJECTION WET WELL SECTION 1 (SOUTH) LEVEL	AI	2	6	5	1		0	20	INJWELL1.LVL1.IN
6.0	INJECTION WET WELL SECTION 2 (NORTH) LEVEL	AI	2	6	6	1		0	20	INJWELL2.LVL1.IN
7.0	INJECTION WELL PUMP 1 SPEED INDICATION	AI	2	6	7	1		0	100	INJWELL1.RPM1.IN
8.0	INJECTION WELL PUMP 2 SPEED INDICATION	AI	2	6	8	1		0	100	INJWELL2.RPM1.IN
9.0	INJECTION WELL PUMP 3 SPEED INDICATION	AI	2	7	1	1		0	100	INJWELL1.RPM1.IN
10.0	INJECTION WELL PUMP 4 SPEED INDICATION	AI	2	7	2			0	100	INJWELL4.RPM1.IN
11.0	ROOM TEMPERATURE 1ST FLOOR VFD	AI	2	7	3	1		0	150	ROOM.TEMP2.IN
12.0	ROOM TEMPERATURE 2ND FLOOR MCC	AI	2	7	4	1		0	150	ROOM.TEMP1.IN
13.0	INJECTION WELL PUMP HEADER 1 (SOUTH) PRESSURE	AI	2	7	5	1		0	100	INJWELL1.PRES1.IN
14.0	INJECTION WELL PUMP HEADER 2 (NORTH) PRESSURE	AI	2	7	6	1		0	100	INJWELL2.PRES1.IN
15.0	FLOW TO INJECTION WELL NO. 1	AI	2	7	7	1		0	20	INJWELL1.FLOW1.IN
16.0	PRESSURE AT INJECTION WELL NO. 1	AI	2	7	8	1		0	100	INJWELL1.PRES2.IN
17.0	FLORIDIAN WELL NO. 1 UPPER LEVEL PRESSURE	AI	2	8	1	1		0	100	FLWELL1.PRES1.IN
18.0	FLORIDIAN WELL NO. 1 LOWER LEVEL PRESSURE	AI	2	8	2	1		0	100	FLWELL1.PRES2.IN
19.0	FLOW TO INJECTION WELL NO. 3	AI	2	8	3	1		0	20	INJWELL2.FLOW1.IN
20.0	PRESSURE AT INJECTION WELL NO. 3	AI	2	8	4	1		0	100	INJWELL2.PRES2.IN
21.0	FLORIDIAN WELL NO. 2 UPPER LEVEL PRESSURE	AI	2	8	5	1		0	100	FLWELL2.PRES1.IN
22.0	FLORIDIAN WELL NO. 2 LOWER LEVEL PRESSURE	AI	2	8	6	1		0	100	FLWELL2.PRES2.IN
23.0	FLOW TO INJECTION WELL NO. 3	AI	2	8	7	1		0	20	INJWELL3.FLOW1.IN
24.0	PRESSURE AT INJECTION WELL NO. 3	AI	2	8	8	1		0	100	INJWELL3.PRES1.IN
25.0	FLORIDIAN WELL NO. 3 UPPER LEVEL PRESSURE	AI	3	1	1	1		0	100	FLWELL3.PRES1.IN
26.0	FLORIDIAN WELL NO. 3 LOWER LEVEL PRESSURE	AI	3	1	2	1		0	100	FLWELL3.PRES2.IN
27.0	FLOW TO INJECTION WELL NO. 4	AI	3	1	3	1		0	20	INJWELL4.FLOW1.IN
28.0	PRESSURE AT INJECTION WELL NO. 4	AI	3	1	4	1		0	100	INJWELL4.PRES1.IN
29.0	FLORIDIAN WELL NO. 4 UPPER LEVEL PRESSURE	AI	3	1	5	1		0	100	FLWELL4.PRES1.IN
30.0	FLORIDIAN WELL NO. 4 UPPER LOWER PRESSURE	AI	3	1	6	1		0	100	FLWELL4.PRES2.IN
31.0	TURBIDITY AT INJECTION WELL PUMPDISCHARGE	AI	3	1	7	1		0	30	INJWELL.TURB1.IN
32.0	PH AT INJECTION WELL	AI	3	1	8	1		0	14	INJWELL1.PH1.IN
33.0	INJECTION WELLHEAD 1 VALVE POSITION	AI	3	2	1	1		0	100	WELLHEAD.VLV1.IN
34.0	INJECTION WELLHEAD 2 VALVE POSITION	AI	3	2	2	1		0	100	WELLHEAD.VLV2.IN
35.0	INJECTION WELLHEAD 3 VALVE POSITION	AI	3	2	3	1		0	100	WELLHEAD.VLV3.IN
36.0	INJECTION WELLHEAD 4 VALVE POSITION	AI	3	2	4	1		0	100	WELLHEAD.VLV4.IN
37.0	ROOM TEMPERATURE 2ND FLOOR CONTROL ROOM	AI	3	2	5	1		0	150	ROOM.TEMP3.IN
38.0	INJECTION WELL PUMP 5 SPEED INDICATION	AI	3	2	6			0	100	INJWELL5.RPM1.IN
39.0	INJECTION WELL PUMP 6 SPEED INDICATION	AI	3	2	7			0	100	INJWELL6.RPM1.IN
40.0	SPARE	AI	3	2	8		1			
41.0	SPARE	AI	3	3	1		1			
42.0	SPARE	AI	3	3	2		1			
43.0	SPARE	AI	3	3	3		1			
44.0	SPARE	AI	3	3	4		1			
45.0	SPARE	AI	3	3	5		1			
46.0	SPARE	AI	3	3	6		1			
47.0	SPARE	AI	3	3	7		1			
48.0	SPARE	AI	3	3	8		1			
49.0	<b>BLANK</b>	<b>BLANK</b>	<b>3</b>	<b>4</b>						
50.0	INJECTION WELL PUMP 1 SPEED CONTROL	AO	3	5	1	1		0	100	INJWELL1.SPD1.OUT
51.0	INJECTION WELL PUMP 2 SPEED CONTROL	AO	3	5	2	1		0	100	INJWELL2.SPD1.OUT
52.0	INJECTION WELL PUMP 3 SPEED CONTROL	AO	3	5	3	1		0	100	INJWELL3.SPD1.OUT
53.0	INJECTION WELL PUMP 4 SPEED CONTROL	AO	3	5	4	1		0	100	INJWELL4.SPD1.OUT
54.0	INJECTION WELL PUMP 5 SPEED CONTROL (FUTURE)	AO	3	5	5			0	100	INJWELL5.SPD1.OUT
55.0	INJECTION WELL PUMP 6 SPEED CONTROL (FUTURE)	AO	3	5	6			0	100	INJWELL6.SPD1.OUT
56.0	WELLHEAD 1 CONTROL VALVE	AO	3	5	7	1				WELLHEAD.VLV1.OUT
57.0	WELLHEAD 2 CONTROL VALVE	AO	3	5	8	1				WELLHEAD.VLV2.OUT
58.0	WELLHEAD 3 CONTROL VALVE	AO	3	6	1	1				WELLHEAD.VLV3.OUT
59.0	WELLHEAD 4 CONTROL VALVE	AO	3	6	2	1				WELLHEAD.VLV4.OUT
60.0	SLUCE LEVEL CONTROL VALVE	AO	3	6	3	1				SLUCE.LVL.OUT
61.0	SPARE	AO	3	6	4		1			
62.0	SPARE	AO	3	6	5		1			
63.0	SPARE	AO	3	6	6		1			
64.0	SPARE	AO	3	6	7		1			
65.0	SPARE	AO	3	6	8		1			
66.0	SPARE	AO	3	7	1		1			
67.0	SPARE	AO	3	7	2		1			
68.0	SPARE	AO	3	7	3		1			
69.0	SPARE	AO	3	7	4		1			
70.0	SPARE	AO	3	7	5		1			
71.0	SPARE	AO	3	7	6		1			
72.0	SPARE	AO	3	7	7		1			
73.0	SPARE	AO	3	7	8		1			
74.0	<b>BLANK</b>	<b>BLANK</b>	<b>3</b>	<b>8</b>						
75.0	INJECTION WELL PUMP 6 REMOTE AT DRIVE (FUTURE)	DI	1	1	1					INJWELL6.RMT2.IN
76.0	INJECTION WELL PUMP 6 RUNNING (FUTURE)	DI	1	1	2					INJWELL6.STAT1.IN

MIAMI-DADE WATER AND SEWER DEPARTMENT  
 NORTH DISTRICT WASTE WATER TREATMENT PLANT  
 INPUT/OUTPUT LIST  
 RTU ND01 INJECTION WELL PUMPING STATION

ITEM	DESCRIPTION	SIG. TYPE	RACK	CARD	POINT	PT. CONN	SPARE	ZERO	SPAN	SIGNAL NAME
77.0	CONE VALVE HYDROPNEUMATIC SYSTEM COM ALM	DI	1	1	3	1				CONEVLV.ALARM1.IN
78.0	CONE VALVE HYDROPNEUMATIC SYSTEM LOLO PRES	DI	1	1	4	1				CONEVLV.ALARM2.IN
79.0	INJECTION WELL PUMP 1 CONE VALVE OPEN	DI	1	1	5	1				INJWELL1.OPEN1.IN
80.0	INJECTION WELL PUMP 1 CONE VALVE CLOSE	DI	1	1	6	1				INJWELL1.CLSD1.IN
81.0	INJECTION WELL PUMP 2 CONE VALVE OPEN	DI	1	1	7	1				INJWELL2.OPEN1.IN
82.0	INJECTION WELL PUMP 2 CONE VALVE CLOSE	DI	1	1	8	1				INJWELL2.CLSD1.IN
83.0	INJECTION WELL PUMP 3 CONE VALVE OPEN	DI	1	1	9	1				INJWELL3.OPEN1.IN
84.0	INJECTION WELL PUMP 3 CONE VALVE CLOSE	DI	1	1	10	1				INJWELL3.CLSD1.IN
85.0	INJECTION WELL PUMP 4 CONE VALVE OPEN	DI	1	1	11	1				INJWELL4.OPEN1.IN
86.0	INJECTION WELL PUMP 4 CONE VALVE CLOSE	DI	1	1	12	1				INJWELL4.CLSD1.IN
87.0	INJECTION WELL PUMP 5 CONE VALVE OPEN (FUTURE)	DI	1	1	13					INJWELL5.OPEN1.IN
88.0	INJECTION WELL PUMP 5 CONE VALVE CLOSE	DI	1	1	14					INJWELL5.CLSD1.IN
89.0	INJECTION WELL PUMP 6 CONE VALVE OPEN (FUTURE)	DI	1	1	15					INJWELL6.OPEN1.IN
90.0	INJECTION WELL PUMP 6 CONE VALVE CLOSE	DI	1	1	16					INJWELL6.CLSD1.IN
91.0	SURGE TANK 1 COMMON FAILURE ALARM	DI	1	2	1	1				SURGTNK1.ALARM1.IN
92.0	SURGE TANK 2 COMMON FAILURE ALARM	DI	1	2	2	1				SURGTNK2.ALARM1.IN
93.0	SURGE TANK AIR COMPRESSOR COM FAILURE ALARM	DI	1	2	3	1				SURGCOMP.ALARM1.IN
94.0	JUNCTION BOX HIGHLEVEL	DI	1	2	4	1				JBOX1.ALARM1.IN
95.0	UPS INVERTER ON	DI	1	2	5	1				UPS.INVERT.IN
96.0	UPS ALARM	DI	1	2	6	1				UPS.ALARM.IN
97.0	INJECTION WELL PUMP 1 AUTO MODE	DI	1	2	7	1				INJWELL1.AUTO1.IN
98.0	INJECTION WELL PUMP 1 HAND MODE	DI	1	2	8	1				INJWELL1.HAND1.IN
99.0	INJECTION WELL PUMP 2 AUTO MODE	DI	1	2	9	1				INJWELL2.AUTO1.IN
100.0	INJECTION WELL PUMP 2 HAND MODE	DI	1	2	10	1				INJWELL2.HAND1.IN
101.0	INJECTION WELL PUMP 3 AUTO MODE	DI	1	2	11	1				INJWELL3.AUTO1.IN
102.0	INJECTION WELL PUMP 3 HAND MODE	DI	1	2	12	1				INJWELL3.HAND1.IN
103.0	INJECTION WELL PUMP 4 AUTO MODE	DI	1	2	13	1				INJWELL4.AUTO1.IN
104.0	INJECTION WELL PUMP 4 HAND MODE	DI	1	2	14	1				INJWELL4.HAND1.IN
105.0	INJECTION WELL PUMP 5 AUTO MODE (FUTURE)	DI	1	2	15					INJWELL5.AUTO1.IN
106.0	INJECTION WELL PUMP 5 HAND MODE (FUTURE)	DI	1	2	16					INJWELL5.HAND1.IN
107.0	INJECTION WELL PUMP 6 AUTO MODE (FUTURE)	DI	1	3	1					INJWELL6.AUTO1.IN
108.0	INJECTION WELL PUMP 6 HAND MODE (FUTURE)	DI	1	3	2					INJWELL6.HAND1.IN
109.0	EMERGENCY CALL	DI	1	3	3	1				EMERGNCY.ALARM1.IN
110.0	UTILITY POWER	DI	1	3	4	1				UTILITY.POWER.IN
111.0	EMERGENCY POWER	DI	1	3	5	1				EMERGNCY.POWER.IN
112.0	GENERATOR 1 ON LINE	DI	1	3	6	1				GEN1.ONLINE.IN
113.0	GENERATOR 2 ON LINE	DI	1	3	7	1				GEN2.ONLINE.IN
114.0	GENERATOR 3 ON LINE	DI	1	3	8	1				GEN3.ONLINE.IN
115.0	GENERATOR 4 ON LINE	DI	1	3	9	1				GEN4.ONLINE.IN
116.0	GENERATOR 5 ON LINE	DI	1	3	10	1				GEN5.ONLINE.IN
117.0	GENERATOR 6 ON LINE	DI	1	3	11	1				GEN6.ONLINE.IN
118.0	FIRE ALARM	DI	1	3	12	1				FIRE.ALARM1.IN
119.0	LOW BATTERY RTU	DI	1	3	13	1				BATTERY.LOW.IN
120.0	AC FAIL RTU	DI	1	3	14	1				ACFAIL.IN
121.0	SPARE	DI	1	3	15		1			
122.0	SPARE	DI	1	3	16		1			
123.0	TRAVELING SCREEN NO. 1 RUNNING	DI	1	4	1	1				SCREEN1.STAT1.IN
124.0	TRAVELING SCREEN NO. 1 MOTOR OVERLOAD	DI	1	4	2	1				SCREEN1.ALARM1.IN
125.0	SPARE	DI	1	4	3		1			
126.0	TRAVELING SCREEN NO. 2 RUNNING	DI	1	4	4	1				SCREEN2.STAT1.IN
127.0	TRAVELING SCREEN NO. 2 MOTOR OVERLOAD	DI	1	4	5	1				SCREEN2.ALARM1.IN
128.0	SPARE	DI	1	4	6		1			
129.0	SPRAY WATER PUMP NO.1 RUNNING	DI	1	4	7	1				SPRAYWP1.STAT1.IN
130.0	SPRAY WATER PUMP NO. 1 MOTOR OVERLOAD	DI	1	4	8	1				SPRAYWP1.ALARM1.IN
131.0	SPARE	DI	1	4	9		1			
132.0	SPRAY WATER PUMP NO. 2 RUNNING	DI	1	4	10	1				SPRAYWP2.STAT1.IN
133.0	SPRAY WATER PUMP NO. 2 MOTOR OVERLOAD	DI	1	4	11	1				SPRAYWP2.ALARM1.IN
134.0	SPARE	DI	1	4	12		1			
135.0	SPARE	DI	1	4	13		1			
136.0	INJECTION WELL PUMP 1 COMMON ALARM	DI	1	4	14	1				INJWELL1.ALARM2.IN
137.0	INJECTION WELL PUMP 1 REMOTE AT PUMP	DI	1	4	15	1				INJWELL1.RMT1.IN
138.0	INJECTION WELL PUMP 1 REMOTE AT DRIVE	DI	1	4	16	1				INJWELL1.RMT2.IN
139.0	INJECTION WELL PUMP 1 RUNNING	DI	1	5	1	1				INJWELL1.STAT1.IN
140.0	SPARE	DI	1	5	2		1			
141.0	INJECTION WELL PUMP 2 COMMON ALARM	DI	1	5	3	1				INJWELL2.ALARM2.IN
142.0	INJECTION WELL PUMP 2 REMOTE AT PUMP	DI	1	5	4	1				INJWELL2.RMT1.IN
143.0	INJECTION WELL PUMP 2 REMOTE AT DRIVE	DI	1	5	5	1				INJWELL2.RMT2.IN
144.0	INJECTION WELL PUMP 2 RUNNING	DI	1	5	6	1				INJWELL2.STAT1.IN
145.0	SPARE	DI	1	5	7		1			
146.0	INJECTION WELL PUMP 3 COMMON ALARM	DI	1	5	8	1				INJWELL3.ALARM2.IN
147.0	INJECTION WELL PUMP 3 REMOTE AT PUMP	DI	1	5	9	1				INJWELL3.RMT1.IN
148.0	INJECTION WELL PUMP 3 REMOTE AT DRIVE	DI	1	5	10	1				INJWELL3.RMT2.IN
149.0	INJECTION WELL PUMP 3 RUNNING	DI	1	5	11	1				INJWELL3.STAT1.IN
150.0	SPARE	DI	1	5	12		1			
151.0	INJECTION WELL PUMP 4 COMMON ALARM	DI	1	5	13	1				INJWELL4.ALARM2.IN
152.0	INJECTION WELL PUMP 4 REMOTE AT PUMP	DI	1	5	14	1				INJWELL4.RMT1.IN

MIAMI-DADE WATER AND SEWER DEPARTMENT  
 NORTH DISTRICT WASTE WATER TREATMENT PLANT  
 INPUT/OUTPUT LIST  
 RTU ND01 INJECTION WELL PUMPING STATION

ITEM	DESCRIPTION	SIG. TYPE	RACK	CARD	POINT	PT. CONN	SPARE	ZERO	SPAN	SIGNAL NAME
153.0	INJECTION WELL PUMP 4 REMOTE AT DRIVE	DI	1	5	15	1				INJWELL4.RMT2.IN
154.0	INJECTION WELL PUMP 4 RUNNING	DI	1	5	16	1				INJWELL4.STAT1.IN
155.0	SPARE	DI	1	6	1		1			
156.0	INJECTION WELL PUMP 5 COMMON ALARM (FUTURE)	DI	1	6	2					INJWELL5.ALARM2.IN
157.0	INJECTION WELL PUMP 5 REMOTE AT PUMP (FUTURE)	DI	1	6	3					INJWELL5.RMT1.IN
158.0	INJECTION WELL PUMP 5 REMOTE AT DRIVE (FUTURE)	DI	1	6	4					INJWELL5.RMT2.IN
159.0	INJECTION WELL PUMP 5 RUNNING (FUTURE)	DI	1	6	5					INJWELL5.STAT1.IN
160.0	SPARE	DI	1	6	6		1			
161.0	INJECTION WELL PUMP 6 COMMON ALARM (FUTURE)	DI	1	6	7					INJWELL6.ALARM2.IN
162.0	INJECTION WELL PUMP 6 REMOTE AT PUMP (FUTURE)	DI	1	6	8					INJWELL6.RMT1.IN
163.0	INJECTION WELL PUMP 6 REMOTE AT DRIVE (FUTURE)	DI	1	6	9					INJWELL6.RMT2.IN
164.0	INJECTION WELL PUMP 6 RUNNING (FUTURE)	DI	1	6	10					INJWELL6.STAT1.IN
165.0	AC SURGE PROTECTION FAILURE	DI	1	6	11	1				ACSURGE.FAIL.IN
166.0	RTU NETWORK SWITCH FAILURE	DI	1	6	12	1				RTU.SWITCH.IN
167.0	SPARE	DI	1	6	13		1			
168.0	SPARE	DI	1	6	14		1			
169.0	SPARE	DI	1	6	15		1			
170.0	SPARE	DI	1	6	16		1			
155.0	FIU Main Pump #1 Run Status	DI	1	7	1	1				FIUMAIN1.STAT.IN
156.0	FIU Main Pump #1 Auto Status	DI	1	7	2	1				FIUMAIN1.AUTO.IN
157.0	FIU Main Pump #1 Hand Status	DI	1	7	3	1				FIUMAIN1.HAND.IN
158.0	FIU Main Pump #2 Run Status	DI	1	7	4	1				FIUMAIN2.STAT.IN
159.0	FIU Main Pump #2 Auto Status	DI	1	7	5	1				FIUMAIN2.AUTO.IN
160.0	FIU Main Pump #2 Hand Status	DI	1	7	6	1				FIUMAIN2.HAND.IN
161.0	FIU Jockey Pump #1 Run Status	DI	1	7	7	1				FIUJOCK1.STAT.IN
162.0	FIU Jockey Pump #1 Auto Status	DI	1	7	8	1				FIUJOCK1.AUTO.IN
163.0	FIU Jockey Pump #1 Hand Status	DI	1	7	9	1				FIUJOCK1.HAND.IN
164.0	FIU Jockey Pump #2 Run Status	DI	1	7	10	1				FIUJOCK2.STAT.IN
165.0	FIU Jockey Pump #2 Auto Status	DI	1	7	11	1				FIUJOCK2.AUTO.IN
166.0	FIU Jockey Pump #2 Hand Status	DI	1	7	12	1				FIUJOCK2.HAND.IN
167.0	SPARE	DI	1	7	13		1			
168.0	SPARE	DI	1	7	14		1			
169.0	SPARE	DI	1	7	15		1			
170.0	SPARE	DI	1	7	16		1			
172.0	<b>BLANK</b>	<b>BLANK</b>	<b>1</b>	<b>8</b>						
173.0	TRAVELING SCREEN NO. 1 START COMMAND	DO	2	1	1	1				SCREEN1.STRT1.OUT
174.0	TRAVELING SCREEN NO. 2 START COMMAND	DO	2	1	2	1				SCREEN2.STRT1.OUT
175.0	SPRAYWP1 NO. 1 START COMMAND	DO	2	1	3	1				SPRAYWP1.STRT1.OUT
176.0	SPRAY WATER PUMP NO. 2 START COMMAND	DO	2	1	4					SPRAYWP2.STRT1.OUT
177.0	INJECTION WELL PUMP 1 START COMMAND START/STOP	DO	2	1	5	1				INJWELL1.STRT1.OUT
178.0	INJECTION WELL PUMP 2 START COMMAND START/STOP	DO	2	1	6	1				INJWELL2.STRT1.OUT
179.0	INJECTION WELL PUMP 3 START COMMAND START/STOP	DO	2	1	7	1				INJWELL3.STRT1.OUT
180.0	INJECTION WELL PUMP 4 START COMMAND START/STOP	DO	2	1	8	1				INJWELL4.STRT1.OUT
181.0	INJECTION WELL PUMP 5 START COMMAND START/STOP	DO	2	1	9	1				INJWELL5.STRT1.OUT
182.0	INJECTION WELL PUMP 6 START COMMAND START/STOP	DO	2	1	10	1				INJWELL6.STRT1.OUT
183.0	INJECTION WELL PUMP 1 CONE VALVE EMERGENCY CLOSE	DO	2	1	11	1				INJWELL1.STOP1.OUT
184.0	INJECTION WELL PUMP 2 CONE VALVE EMERGENCY CLOSE	DO	2	1	12	1				INJWELL2.STOP1.OUT
185.0	INJECTION WELL PUMP 3 CONE VALVE EMERGENCY CLOSE	DO	2	1	13	1				INJWELL3.STOP1.OUT
186.0	INJECTION WELL PUMP 4 CONE VALVE EMERGENCY CLOSE	DO	2	1	14	1				INJWELL4.STOP1.OUT
187.0	INJECTION WELL PUMP 5 CONE VALVE EMERGENCY CLOSE	DO	2	1	15	1				INJWELL5.STOP1.OUT
188.0	INJECTION WELL PUMP 6 CONE VALVE EMERGENCY CLOSE	DO	2	1	16	1				INJWELL6.STOP1.OUT
189.0	SPARE	DO	2	2	1					
190.0	RTU3 UPS ALARM	DO	2	2	2		1			UPS3.ALARM1.OUT
191.0	RTU4 UPS ALARM	DO	2	2	3		1			UPS4.ALARM1.OUT
192.0		DO	2	2	4					
193.0	EMERGENCY BELL	DO	2	2	5	1				EMERGENCY.ALARM1.OUT
194.0	TRAVEL SCREEN 1 HIGH DIFFERENTIAL	DO	2	2	6	1				SCREEN1.ALARM1.OUT
195.0	TRAVEL SCREEN 2 HIGH DIFFERENTIAL	DO	2	2	7	1				SCREEN2.ALARM1.OUT
196.0	FIU Main Pump #1 Start Control	DO	2	2	8	1				FIUMAIN1.START OUT
197.0	FIU Main Pump #2 Start Control	DO	2	2	9	1				FIUMAIN2.START OUT
198.0	FIU Jockey Pump #1 Start Control	DO	2	2	10	1				FIUJOCK1.START OUT
199.0	FIU Jockey Pump #2 Start Control	DO	2	2	11	1				FIUJOCK2.START OUT
200.0	SPARE	DO	2	2	12		1			
201.0	SPARE	DO	2	2	13		1			
202.0	SPARE	DO	2	2	14		1			
203.0	SPARE	DO	2	2	15		1			
204.0	SPARE	DO	2	2	16		1			
205.0	SPARE	DO	2	3	1		1			
206.0	SPARE	DO	2	3	2		1			
207.0	SPARE	DO	2	3	3		1			
208.0	SPARE	DO	2	3	4		1			
209.0	SPARE	DO	2	3	5		1			
210.0	SPARE	DO	2	3	6		1			
211.0	SPARE	DO	2	3	7		1			
212.0	SPARE	DO	2	3	8		1			
213.0	SPARE	DO	2	3	9		1			

MIAMI-DADE WATER AND SEWER DEPARTMENT  
 NORTH DISTRICT WASTE WATER TREATMENT PLANT  
 INPUT/OUTPUT LIST  
 RTU ND01 INJECTION WELL PUMPING STATION

ITEM	DESCRIPTION	SIG. TYPE	RACK	CARD	POINT	PT. CONN	SPARE	ZERO	SPAN	SIGNAL NAME
214.0	SPARE	DO	2	3	10		1			
215.0	SPARE	DO	2	3	11		1			
216.0	SPARE	DO	2	3	12		1			
217.0	SPARE	DO	2	3	13		1			
218.0	SPARE	DO	2	3	14		1			
219.0	SPARE	DO	2	3	15		1			
220.0	SPARE	DO	2	3	16		1			
221.0	SPARE	DO	2	4	1		1			
222.0	SPARE	DO	2	9	2		1			
223.0	SPARE	DO	2	4	3		1			
224.0	SPARE	DO	2	4	4		1			
225.0	SPARE	DO	2	4	5		1			
226.0	SPARE	DO	2	4	6		1			
227.0	SPARE	DO	2	4	7		1			
228.0	SPARE	DO	2	4	8		1			
229.0	SPARE	DO	2	4	9		1			
230.0	SPARE	DO	2	4	10		1			
231.0	SPARE	DO	2	4	11		1			
232.0	SPARE	DO	2	4	12		1			
233.0	SPARE	DO	2	4	13		1			
234.0	SPARE	DO	2	4	14		1			
235.0	SPARE	DO	2	4	15		1			
236.0	SPARE	DO	2	4	16		1			
	<b>BLANK</b>	<b>BLANK</b>	<b>1</b>	<b>5</b>						
<b>236.0</b>						<b>120</b>	<b>89</b>			

MIAMI-DADE WATER AND SEWER DEPARTMENT  
NORTH DISTRICT WASTE WATER TREATMENT PLANT  
INPUT/OUTPUT LIST  
RTU ND02 - OCEAN OUTFALL PUMPING STATION

ITEM	DESCRIPTION	SIG. TYPE	RACK	CARD	POINT	PT. CONN	SPARE	ZERO	SPAN	SIGNAL NAME
2.150	Ocean Outfall Flow	AI	3	1	1	1		0	300	OUTFALL1_FLOW1_IN
2.094	Effluent Level	AI	3	1	2	1		0	20	EFFLUNT1_LVL1_IN
2.095	Outfall Level	AI	3	1	3			0	14	OUTFALL1_LVL1_IN
2.092	Wet Well Level #1	AI	3	1	4	1		12	20	WETWELL1_LVL1_IN
2.096	Outfall Pressure	AI	3	1	5	1		0	20	OUTFALL1_PRES1_IN
2.006	Pump 1 Speed Indication	AI	3	1	6	1		0	400	PUMP1_RPM1_IN
2.014	Pump 2 Speed Indication	AI	3	1	7	1		0	400	PUMP2_RPM1_IN
2.022	Pump 3 Speed Indication	AI	3	1	8	1		0	400	PUMP3_RPM1_IN
2.030	Pump 4 Speed Indication	AI	3	2	1	1		0	400	PUMP4_RPM1_IN
2.038	Pump 5 Speed Indication	AI	3	2	2	1		0	400	PUMP5_RPM1_IN
2.046	Pump 6 Speed Indication	AI	3	2	3	1		0	400	PUMP6_RPM1_IN
2.200	Gravity Outfall Valve V4 Position	AI	3	2	4			0	100	OUTFALL1_VLV1_IN
	Wet Well Level #2	AI	3	2	5	1		12	20	WETWELL1_LVL2_IN
	CL2 #2 Residual	AI	3	2	6			0	5	RESIDUAL_CHLOR2_IN
	Effluent DO	AI	3	2	7	1		0	14	EFFLUENT_DO_IN
	Sample Flow Rate	AI	3	2	8			0	50	FLOW1_TRANS_IN
	Sample Filter Pressure Input	AI	3	3	1			0	50	PRESS1_TRANS_IN
	East Room Temperature	AI	3	3	2	1		0	150	ROOM_TEMP1_IN
	West Room Temperature	AI	3	3	3	1		0	150	ROOM_TEMP2_IN
	Pump Room Temperature	AI	3	3	4	1		0	150	ROOM_TEMP3_IN
	ND Ocean Outfall P.S.   Pressure Transmitter AIN	AI	3	3	5					PRESS_TRANS_IN
	Effluent Building PH	AI	3	3	6		1			EFFLUENT_PHI_IN
	SPARE	AI	3	3	7		1			
	SPARE	AI	3	3	8		1			
	SPARE	AI	3	4	1		1			
	SPARE	AI	3	4	2		1			
	SPARE	AI	3	4	3		1			
	SPARE	AI	3	4	4		1			
	SPARE	AI	3	4	5		1			
	SPARE	AI	3	4	6		1			
	SPARE	AI	3	4	7		1			
	SPARE	AI	3	4	8		1			
	<b>BLANK</b>	<b>BLANK</b>	<b>3</b>	<b>5</b>						
	<b>BLANK</b>	<b>BLANK</b>	<b>3</b>	<b>6</b>						
2.093	Influent Flow	AO	3	7	1	1		0	360	INFLUNT1_FLOW1.IN
2.007	Pump 1 Speed Control	AO	3	7	2	1		0	100	PUMP1_SPD1.OUT
2.015	Pump 2 Speed Control	AO	3	7	3	1		0	100	PUMP2_SPD1.OUT
2.023	Pump 3 Speed Control	AO	3	7	4	1		0	100	PUMP3_SPD1.OUT
2.031	Pump 4 Speed Control	AO	3	7	5	1		0	100	PUMP4_SPD1.OUT
2.039	Pump 5 Speed Control	AO	3	7	6	1		0	100	PUMP5_SPD1.OUT
2.047	Pump 6 Speed Control	AO	3	7	7	1		0	100	PUMP6_SPD1.OUT
	Effluent Flow	AO	3	7	8	1		0	300	EFFLUNT2_FLOW1.OUT
	Junction box level	AO	3	8	1		1	0	20	JUNCTION.LVL.IN
	SPARE	AO	3	8	2		1			
	SPARE	AO	3	8	3		1			
	SPARE	AO	3	8	4		1			
	SPARE	AO	3	8	5		1			
	SPARE	AO	3	8	6		1			
	SPARE	AO	3	8	7		1			
	SPARE	AO	3	8	8		1			
2.148	UPS Inverter On	DI	1	1	1	1				UPS.INVERT.IN
2.149	AC FAIL RTU	DI	1	1	2	1				ACFAIL.IN
2.100	LOW BATTERY RTU	DI	1	1	3	1				BATTERY.LOW.IN
	East Seal Water Pressure Low	DI	1	1	4	1				EASTSEAL.LOW1.IN
	West Seal Water Pressure Low	DI	1	1	5	1				WESTSEAL.LOW1.IN
	Effluent Pump 7 Low Speed Selected	DI	1	1	6	1				PUMP7.LOW1.IN
	Effluent Pump 8 Low Speed Selected	DI	1	1	7	1				PUMP8.LOW1.IN
	Effluent Pump 7 High Speed Selected	DI	1	1	8	1				PUMP7.HIGH1.IN
	Effluent Pump 8 High Speed Selected	DI	1	1	9	1				PUMP8.HIGH1.IN
	Outfall Pressure P1	DI	1	1	10	1				P1.HIGH
	Outfall Pressure P2	DI	1	1	11	1				P2.HIGH
2.087	4160 V SWGR. Bus 1 Breaker Closed	DI	1	1	12	1				SWGRBUS1.CLSD1.IN
2.088	4160 V SWGR. Bus 2 Breaker Closed	DI	1	1	13	1				SWGRBUS2.CLSD1.IN
2.089	4160 V SWGR. Bus 1 Tie Breaker Closed	DI	1	1	14	1				SWGRBUS1.CLSD2.IN
2.090	4160 V SWGR. Bus 2 Tie Breaker Closed	DI	1	1	15	1				SWGRBUS2.CLSD2.IN
2.099	Potable Water Constant Level Tank Low	DI	1	1	16	1				POTWTR1.ALARM1.IN
2.138	Pump 7 Overload	DI	1	2	1	1				PUMP7.ALARM2.IN
2.139	Pump 8 Overload	DI	1	2	2	1				PUMP8.ALARM2.IN
2.002	Pump 1 Fault	DI	1	2	3	1				PUMP1.ALARM2.IN
2.010	Pump 2 Fault	DI	1	2	4	1				PUMP2.ALARM2.IN
2.018	Pump 3 Fault	DI	1	2	5	1				PUMP3.ALARM2.IN
2.026	Pump 4 Fault	DI	1	2	6	1				PUMP4.ALARM2.IN
2.034	Pump 5 Fault	DI	1	2	7	1				PUMP5.ALARM2.IN
2.042	Pump 6 Fault	DI	1	2	8	1				PUMP6.ALARM2.IN
2.082	Bearing Water Pump 1 Fault	DI	1	2	9	1				BWPUMP1.ALARM1.IN
2.079	Bearing Water Pump 2 Fault	DI	1	2	10	1				BWPUMP2.ALARM1.IN
2.086	Potable Water Pump 1 Fault	DI	1	2	11	1				POTWTR1.ALARM2.IN
2.107	Bearing Water Pump No. 3 Fault	DI	1	2	12	1				BWPUMP3.ALARM1.IN
2.111	Bearing Water Pump No. 4 Fault	DI	1	2	13	1				BWPUMP4.ALARM1.IN
2.001	Pump 1 Running	DI	1	2	14	1				PUMP1.STAT1.IN
2.009	Pump 2 Running	DI	1	2	15	1				PUMP2.STAT1.IN
2.017	Pump 3 Running	DI	1	2	16	1				PUMP3.STAT1.IN
2.025	Pump 4 Running	DI	1	3	1	1				PUMP4.STAT1.IN
2.033	Pump 5 Running	DI	1	3	2	1				PUMP5.STAT1.IN
2.041	Pump 6 Running	DI	1	3	3	1				PUMP6.STAT1.IN
2.075	Bearing Water Pump 1 Running	DI	1	3	4	1				BWPUMP1.STAT1.IN
2.076	Bearing Water Pump 2 Running	DI	1	3	5	1				BWPUMP2.STAT1.IN

MIAMI-DADE WATER AND SEWER DEPARTMENT  
 NORTH DISTRICT WASTE WATER TREATMENT PLANT  
 INPUT/OUTPUT LIST  
 RTU ND02 - OCEAN OUTFALL PUMPING STATION

ITEM	DESCRIPTION	SIG. TYPE	RACK	CARD	POINT	PT. CONN	SPARE	ZERO	SPAN	SIGNAL NAME
2.083	Potable Water Pump 1 Running	DI	1	3	6	1				POTWTR1.STAT1.IN
2.102	Potable Water Pump 2 Running	DI	1	3	7	1				POTWTR2.STAT1.IN
2.106	Bearing Water Pump 3 Running	DI	1	3	8	1				BWPUMP3.STAT1.IN
2.110	Bearing Water Pump 4 Running	DI	1	3	9	1				BWPUMP4.STAT1.IN
	Sample Effluent Alarm	DI	1	3	10	1				SAMPLEFL.ALARM1.IN
2.115	Chlorine Sample Pump Status #1	DI	1	3	11	1				CL2SPUMP.STAT1.IN
2.050	Pump 7 Running at High Speed	DI	1	3	12	1				PUMP7.HI1.IN
2.063	Pump 8 Running at High Speed	DI	1	3	13	1				PUMP8.HI1.IN
2.049	Pump 7 Running at Low Speed	DI	1	3	14	1				PUMP7.LO1.IN
2.062	Pump 8 Running at Low Speed	DI	1	3	15	1				PUMP8.LO1.IN
2.098	Potable Water Hydro Pneumatic Pres. Low	DI	1	3	16					POTWTR1.ALARM3.IN
2.097	Bubbler System Air Supply Pres. Low	DI	1	4	1	1				BUBBLER1.ALARM1.IN
2.101	City Water Pressure Low	DI	1	4	2	1				CITYWTR1.ALARM1.IN
2.008	Pump 1 Drive Unit Fault	DI	1	4	3	1				PUMP1.ALARM3.IN
2.016	Pump 2 Drive Unit Fault	DI	1	4	4	1				PUMP2.ALARM3.IN
2.024	Pump 3 Drive Unit Fault	DI	1	4	5	1				PUMP3.ALARM3.IN
2.032	Pump 4 Drive Unit Fault	DI	1	4	6	1				PUMP4.ALARM3.IN
2.040	Pump 5 Drive Unit Fault	DI	1	4	7	1				PUMP5.ALARM3.IN
2.048	Pump 6 Drive Unit Fault	DI	1	4	8	1				PUMP6.ALARM3.IN
2.103	Potable Water Pump 2 Fault	DI	1	4	9	1				POTWTR2.ALARM1.IN
2.052	Pump 7 Auto	DI	1	4	10	1				PUMP7.AUTO1.IN
2.065	Pump 8 Auto	DI	1	4	11	1				PUMP8.AUTO1.IN
2.003	Pump 1 Auto	DI	1	4	12	1				PUMP1.AUTO1.IN
2.011	Pump 2 Auto	DI	1	4	13	1				PUMP2.AUTO1.IN
2.019	Pump 3 Auto	DI	1	4	14	1				PUMP3.AUTO1.IN
2.027	Pump 4 Auto	DI	1	4	15	1				PUMP4.AUTO1.IN
2.035	Pump 5 Auto	DI	1	4	16	1				PUMP5.AUTO1.IN
2.043	Pump 6 Auto	DI	1	5	1	1				PUMP6.AUTO1.IN
2.051	Pump 7 Hand	DI	1	5	2	1				PUMP7.HAND1.IN
2.064	Pump 8 Hand	DI	1	5	3	1				PUMP8.HAND1.IN
2.142	Pump 1 Hand	DI	1	5	4	1				PUMP1.HAND1.IN
2.143	Pump 2 Hand	DI	1	5	5	1				PUMP2.HAND1.IN
2.144	Pump 3 Hand	DI	1	5	6	1				PUMP3.HAND1.IN
2.145	Pump 4 Hand	DI	1	5	7	1				PUMP4.HAND1.IN
2.146	Pump 5 Hand	DI	1	5	8	1				PUMP5.HAND1.IN
2.147	Pump 6 Hand	DI	1	5	9	1				PUMP6.HAND1.IN
2.071	Pump 8 Motor Bearing High Temp. Alarm	DI	1	5	10	1				PUMP8.ALARM4.IN
2.058	Pump 7 Motor Bearing High Temp. Alarm	DI	1	5	11	1				PUMP7.ALARM4.IN
2.060	Pump 7 Bearing High Temp. Alarm	DI	1	5	12					PUMP7.ALARM5.IN
2.073	Pump 8 Bearing High Temp. Alarm	DI	1	5	13					PUMP8.ALARM5.IN
2.140	Pump 7 Motor Winding Temp. Alarm	DI	1	5	14	1				PUMP7.ALARM6.IN
2.141	Pump 8 Motor Winding Temp. Alarm	DI	1	5	15	1				PUMP8.ALARM6.IN
2.056	Pump 7 Common Alarm	DI	1	5	16					PUMP7.ALARM7.IN
2.061	Pump 7 High Vibration	DI	1	6	1	1				PUMP7.ALARM8.IN
2.069	Pump 8 Common Alarm	DI	1	6	2					PUMP8.ALARM7.IN
2.074	Pump 8 High Vibration	DI	1	6	3	1				PUMP8.ALARM8.IN
2.154	V4 Sump Pit Alarm	DI	1	6	4	1				MAINPNL.ALARM1.IN
2.118	MOV-1 Butterfly Valve High Torque	DI	1	6	5	1				VALVE1.ALARM1.IN
2.124	MOV-2 Butterfly Valve High Torque	DI	1	6	6	1				VALVE2.ALARM1.IN
2.130	Chlorine Sample Pump Status #2	DI	1	6	7	1				CL2SPUMP.STAT2.IN
2.136	Pump 7 Check Valve Closed	DI	1	6	8	1				PUMP7.CLSD1.IN
2.137	Pump 8 Check Valve Closed	DI	1	6	9	1				PUMP8.CLSD1.IN
2.117	MOV-1 Butterfly Valve Closed Position	DI	1	6	10	1				VALVE1.CLSD1.IN
2.123	MOV-2 Butterfly Valve Closed Position	DI	1	6	11	1				VALVE2.CLSD1.IN
2.129	LS Pump Alarm	DI	1	6	12					LSPUMP.ALARM1.IN
2.152	Gravity Outfall Valve V4 Position Closed	DI	1	6	13	1				OUTFALL1.CLSD1.IN
2.151	Gravity Outfall Valve V4 Hand Mode	DI	1	6	14	1				OUTFALL1.HAND1.IN
2.059	Pump 7 Check Valve Opened	DI	1	6	15	1				PUMP7.CLSD2.IN
2.072	Pump 8 Check Valve Opened	DI	1	6	16	1				PUMP8.CLSD2.IN
2.116	MOV-1 Butterfly Valve Open Position	DI	1	7	1	1				VALVE1.OPEN1.IN
2.122	MOV-2 Butterfly Valve Open Position	DI	1	7	2	1				VALVE2.OPEN1.IN
2.128	Spare	DI	1	7	3		1			
2.091	Gravity Outfall Valve V4 Position Opened	DI	1	7	4	1				OUTFALL1.OPEN1.IN
2.153	Gravity Outfall Valve V4 Auto Mode	DI	1	7	5	1				OUTFALL1.AUTO1.IN
2.201	Emergency Power Status	DI	1	7	6	1				EMERGENCY.POWER.IN
2.202	Generator 1 On Line	DI	1	7	7	1				GEN1.ONLINE.IN
2.203	Generator 2 On Line	DI	1	7	8	1				GEN2.ONLINE.IN
2.204	Generator 3 On Line	DI	1	7	9	1				GEN3.ONLINE.IN
2.205	Generator 4 On Line	DI	1	7	10	1				GEN4.ONLINE.IN
2.206	Generator 5 On Line	DI	1	7	11	1				GEN5.ONLINE.IN
2.207	Generator 6 On Line	DI	1	7	12	1				GEN6.ONLINE.IN
2.208	Utility Power Status	DI	1	7	13	1				UTILITY.POWER.IN
2.114	Emergency Call	DI	1	7	14	1				EMERGENCY.ALARM1.IN
	Fire Alarm	DI	1	7	15		1			FIRE.ALARM1.IN
	Meter Status	DI	1	7	16		1			METER.STAT.IN
	AC SURGE PROTECTION FAILURE	DI	1	8	1	1				ACSURGE.FAIL.IN
	RTU NETWORK SWITCH FAILURE	DI	1	8	2	1				RTU.SWITCH.IN
	Spare	DI	1	8	3	1				
	Spare	DI	1	8	4	1				
	Spare	DI	1	8	5		1			
	Spare	DI	1	8	6		1			
	Spare	DI	1	8	7		1			
	Spare	DI	1	8	8		1			
	Spare	DI	1	8	9		1			
	Spare	DI	1	8	10		1			
	Spare	DI	1	8	11		1			
	Spare	DI	1	8	12		1			

MIAMI-DADE WATER AND SEWER DEPARTMENT  
 NORTH DISTRICT WASTE WATER TREATMENT PLANT  
 INPUT/OUTPUT LIST  
 RTU ND02 - OCEAN OUTFALL PUMPING STATION

ITEM	DESCRIPTION	SIG. TYPE	RACK	CARD	POINT	PT. CONN	SPARE	ZERO	SPAN	SIGNAL NAME
	Spare	DI	1	8	13		1			
	Spare	DI	1	8	14		1			
	Spare	DI	1	8	15		1			
	Spare	DI	1	8	16		1			
2.004	Pump 1 Control Eff PS2 Remote Start Cntrl	DO	2	1	1	1				PUMP1.STRT1.OUT
2.012	Pump 2 Control Eff PS2 Remote Start Cntrl	DO	2	1	2	1				PUMP2.STRT1.OUT
2.020	Pump 3 Control Eff PS2 Remote Start Cntrl	DO	2	1	3	1				PUMP3.STRT1.OUT
2.028	Pump 4 Control Eff PS2 Remote Start Cntrl	DO	2	1	4	1				PUMP4.STRT1.OUT
2.036	Pump 5 Control Eff PS2 Remote Start Cntrl	DO	2	1	5	1				PUMP5.STRT1.OUT
2.044	Pump 6 Control Eff PS2 Remote Start Cntrl	DO	2	1	6	1				PUMP6.STRT1.OUT
2.053	Pump 7 Start at Low Speed	DO	2	1	7	1				PUMP7.LO1.OUT
2.066	Pump 8 Start at Low Speed	DO	2	1	8	1				PUMP8.LO1.OUT
2.054	Pump 7 Start at High Speed	DO	2	1	9	1				PUMP7.HI1.OUT
2.067	Pump 8 Start at High Speed	DO	2	1	10	1				PUMP8.HI1.OUT
2.209	Pump 1 Remote Manual Cntrl Enable	DO	2	1	11	1				PUMP1.ENAB1.OUT
2.210	Pump 2 Remote Manual Cntrl Enable	DO	2	1	12	1				PUMP2.ENAB1.OUT
2.211	Pump 3 Remote Manual Cntrl Enable	DO	2	1	13	1				PUMP3.ENAB1.OUT
2.212	Pump 4 Remote Manual Cntrl Enable	DO	2	1	14	1				PUMP4.ENAB1.OUT
2.213	Pump 5 Remote Manual Cntrl Enable	DO	2	1	15	1				PUMP5.ENAB1.OUT
2.214	Pump 6 Remote Manual Cntrl Enable	DO	2	1	16	1				PUMP6.ENAB1.OUT
2.055	Pump 7 Remote Manual Cntrl Enable	DO	2	2	1	1				PUMP7.ENAB1.OUT
2.068	Pump 8 Remote Manual Cntrl Enable	DO	2	2	2	1				PUMP8.ENAB1.OUT
2.120	MOV-1 Butterfly Valve Close Command	DO	2	2	3	1				VALVE1.CLS1.OUT
2.126	MOV-2 Butterfly Valve Close Command	DO	2	2	4	1				VALVE2.CLS1.OUT
2.901	Emergency Bell	DO	2	2	5	1				EMERGNCR.BELL.OUT
2.119	MOV-1 Butterfly Valve Open Command	DO	2	2	6	1				VALVE1.OPEN1.OUT
2.125	MOV-2 Butterfly Valve Open Command	DO	2	2	7	1				VALVE2.OPEN1.OUT
2.900	Control V4 Gravity Outfall Valve Open/Close	DO	2	2	8	1				OUTFALL1.CLS1.OUT
	Exhaust Fan #1	DO	2	2	9	1				EXHAUST_FIRST_OUT
	Exhaust Fan #2	DO	2	2	10	1				EXHAUST_FORTH_OUT
	Exhaust Fan #3	DO	2	2	11	1				EXHAUST_FIFTH_OUT
	Exhaust Fan #4	DO	2	2	12	1				EXHAUST_THIRD_OUT
	Exhaust Fan #5	DO	2	2	13	1				EXHAUST_SECOND_OUT
	Spare	DO	2	2	14		1			
	Spare	DO	2	2	15		1			
	Spare	DO	2	2	16		1			
	Spare	DO	2	3	1		1			
	Spare	DO	2	3	2		1			
	Spare	DO	2	3	3		1			
	Step 1 Called To Run	DO	2	3	4	1				STEP1.OUT.
	Step 2 Called To Run	DO	2	3	5	1				STEP2.OUT.
	Step 3 Called To Run	DO	2	3	6	1				STEP3.OUT.
	Step 4 Called To Run	DO	2	3	7	1				STEP4.OUT.
	Step 5 Called To Run	DO	2	3	8	1				STEP5.OUT.
	Step 6 Called To Run	DO	2	3	9	1				STEP6.OUT.
	Step 7 Called To Run	DO	2	3	10	1				STEP7.OUT.
	Step 8 Called To Run	DO	2	3	11	1				STEP8.OUT.
	Wet Well Low Level	DO	2	3	12	1				WETWELL.LOW1.OUT
	Wet Well High Level	DO	2	3	13	1				WETWELL.HIGH1.OUT
	Pressure Switch 1 Closed	DO	2	3	14	1				PRESSURE.SW1.OUT
	Pressure Switch 2 Closed	DO	2	3	15	1				PRESSURE.SW2.OUT
	Effluent Pump 7 Stop	DO	2	3	16	1				PUMP7.STOP1.OUT
	Effluent Pump 8 Stop	DO	2	4	1	1				PUMP8.STOP1.OUT
	Open Air Valve #1	DO	2	4	2	1				AIRVALVE.OPEN1.OUT
	Open Air Valve #2	DO	2	4	3	1				AIRVALVE.OPEN2.OUT
	Spare	DO	2	4	4		1			
	Spare	DO	2	4	5		1			
	Spare	DO	2	4	6		1			
	Spare	DO	2	4	7		1			
	Spare	DO	2	4	8		1			
	Spare	DO	2	4	9		1			
	Spare	DO	2	4	10		1			
	Spare	DO	2	4	11		1			
	Spare	DO	2	4	12		1			
	Spare	DO	2	4	13		1			
	Spare	DO	2	4	14		1			
	Spare	DO	2	4	15		1			
	Spare	DO	2	4	16		1			
	BLANK	BLANK	3	5						
	BLANK	BLANK	3	6						
	BLANK	BLANK	3	7						
	BLANK	BLANK	3	8						
257	TOTAL						183	57		

MIAMI-DADE WATER AND SEWER DEPARTMENT  
 NORTH DISTRICT WASTE WATER TREATMENT PLANT  
 INPUT/OUTPUT LIST  
 RTU ND-03 - SECONDARY CLARIFIER RETURN SLUDGE PS 3

ITEM	DESCRIPTION	SIG. TYPE	RACK	CARD	POINT	PT. CONN	SPARE	ZERO	SPAN	SIGNAL NAME
3.144	Sec Clar Dist Chamb. #2 Level Upstream of Gate	AI	2	1	1	1		0	2.5	SECCLRC2.LVL1.IN
3.145	Chamb. #2 Level Dwn Stream of Gates - Clarif #9	AI	2	1	2	1		0	2.5	SECCLR09.LVL1.IN
3.146	Chamb. #2 Level Dwn Stream of Gates - Clarif. #10	AI	2	1	3	1		0	2.5	SECCLR10.LVL1.IN
3.104	Chamb. #2 Level Dwn Stream of Gates - Clarif. #11	AI	2	1	4	1		0	2.5	SECCLR11.LVL1.IN
3.105	Chamb. #2 Level Dwn Stream of Gates - Clarif. #12	AI	2	1	5	1		0	2.5	SECCLR12.LVL1.IN
3.108	Sec Clarif 9 INV Weir Position	AI	2	1	6	1		0	100	SECCLR09.POS1.IN
3.107	Sec Clarif 10 INV Weir Position	AI	2	1	7	1		0	100	SECCLR10.POS1.IN
3.106	Sec Clarif 11 INV Weir Position Unit #1	AI	2	1	8	1		0	100	SECCLR11.POS1.IN
3.110	Sec Clarif 11 INV Weir Position Unit #2	AI	2	2	1	1		0	100	SECCLR11.POS2.IN
3.109	Sec Clarif 12 INV Weir Position Unit #1	AI	2	2	2	1		0	100	SECCLR12.POS1.IN
3.111	Sec Clarif 12 INV Weir Position Unit #2	AI	2	2	3	1		0	100	SECCLR12.POS2.IN
	SLUDGE BLANKET LEVEL 10	AI	2	2	4	1				SLDGBLKT.LVL1.IN
	Sec Clarif 09 GAS	AI	2	2	5		1			SECCLR09.GAS1.IN
	Sec Clarif 10 GAS	AI	2	2	6		1			SECCLR10.GAS1.IN
3.101	Waste Sludge Flow	AI	2	2	7	1		0	700	WSTSLDGFLOW.IN
	Waste Sludge pump 1 RPM	AI	2	2	8		1	0	800	WSTSLDGRPM1.IN
	Waste Sludge pump 2 RPM	AI	2	3	1		1	0	100	WSTSLDGRPM2.IN
3.062	Return Sludge Flow 1	AI	2	3	2	1		0	14000	SCRSPS3.FLOW1.IN
3.063	Return Sludge Flow 2	AI	2	3	3	1		0	14000	SCRSPS3.FLOW2.IN
3.058	Return Sludge Pump 1 Speed Indicator	AI	2	3	4	1		0	800	RETSLDGRPM1.IN
3.059	Return Sludge Pump 2 Speed Indicator	AI	2	3	5	1		0	885	RETSLDGRPM2.IN
3.060	Return Sludge Pump 3 Speed Indicator	AI	2	3	6	1		0	800	RETSLDGRPM3.IN
3.061	Return Sludge Wet Well Level	AI	2	3	7	1		0	13.5	RETSLDGLVL10.IN
	Suspended Solids	AI	2	3	8	1		0	15000	RETSLDGSST1.IN
	Mix Suspended Solids	AI	2	4	1	1		0	10000	RETSLDGLMSS1.IN
	Clarifier #9 Sludge Blank Level	AI	2	4	2	1		0	13.5	RETSLDGLVL09.IN
	Turbidity	AI	2	4	3	1		0	10	RETSLDGTURB.IN
	Room Temperature	AI	2	4	4	1		0	150	ROOM.TEMP.IN
	Waste Sludge Flow 2	AI	2	4	5	1		0	700	WSTSLDGFLOW2.IN
	HYPOCHLORITE FEED SYSTEM PUMP #1 SPEED	AI	2	4	6	1		0	100	HYPUMP1.SPEED.IN
	HYPOCHLORITE FEED SYSTEM PUMP #2 SPEED	AI	2	4	7	1		0	100	HYPUMP2.SPEED.IN
	HYPOCHLORITE FEED SYSTEM #1 FLOW METER	AI	2	4	8	1		0	120	HYP01.FLOW.IN
	HYPOCHLORITE FEED SYSTEM #2 FLOW METER	AI	2	5	1	1		0	120	HYP02.FLOW.IN
	HYPOCHLORITE FEED SYSTEM TANK #1 LEVEL	AI	2	5	2	1		0	1800	HYP01.LEVEL.IN
	Spare	AI	2	5	3		1			
	Spare	AI	2	5	4		1			
	Spare	AI	2	5	5		1			
	Spare	AI	2	5	6		1			
	Spare	AI	2	5	7		1			
	Spare	AI	2	5	8		1			
3.118	Sec Clarif 9 INV Weir Control	AO	2	6	1	1		0	100	SECCLR09.POS1.OUT
3.117	Sec Clarif 10 INV Weir Control	AO	2	6	2	1		0	100	SECCLR10.POS1.OUT
3.116	Sec Clarif 11 INV Weir Control Unit #1	AO	2	6	3	1		0	100	SECCLR11.POS1.OUT
3.120	Sec Clarif 11 INV Weir Control Unit #2	AO	2	6	4	1		0	100	SECCLR11.POS2.OUT
3.119	Sec Clarif 12 INV Weir Control Unit #1	AO	2	6	5	1		0	100	SECCLR12.POS1.OUT
3.121	Sec Clarif 12 INV Weir Control Unit #2	AO	2	6	6	1		0	100	SECCLR12.POS2.OUT
3.055	Return Sludge Pump 1 Speed Control	AO	2	6	7	1		800		RETSLDGSPP1.OUT
3.056	Return Sludge Pump 2 Speed Control	AO	2	6	8	1		800		RETSLDGSPP2.OUT
3.057	HYPOCHLORITE FEED SYSTEM PUMP #1 SPEED CONTROL	AO	2	7	1	1		0	100	HYPUMP1.SPEED.OUT
	Return Sludge Pump 3 Speed Control	AO	2	7	2	1		0	800	RETSLDGSPP3.OUT
	Spare	AO	2	7	3		1			
	HYPOCHLORITE FEED SYSTEM PUMP #2 SPEED CONTROL	AO	2	7	4	1		0	100	HYPUMP2.SPEED.OUT
	Spare	AO	2	7	5		1			
	Spare	AO	2	7	6		1			
	Spare	AO	2	7	7		1			
	Spare	AO	2	7	8		1			
	<b>BLANK</b>	<b>BLANK</b>	<b>2</b>	<b>8</b>						
3.128	Sec Clarif 9 INV Weir Remote Mode Gates 1 & 2	DI	1	1	1	1				SECCLR09.RMT1.IN
3.140	Sec Clarif 9 INV Weir Opened 1 & 2	DI	1	1	2	1				SECCLR09.OPEN1.IN
3.134	Sec Clarif 9 INV Weir Closed 1 & 2	DI	1	1	3	1				SECCLR09.CLSD1.IN
3.124	Sec Clarif 9 INV Weir Motor Overload	DI	1	1	4	1				SECCLR09.ALARM1.IN
3.129	Sec Clarif 10 INV Weir Remote Mode Gates 3 & 4	DI	1	1	5	1				SECCLR10.RMT1.IN
3.139	Sec Clarif 10 INV Weir Opened 3 & 4	DI	1	1	6	1				SECCLR10.OPEN1.IN
3.133	Sec Clarif 10 INV Weir Closed 3 & 4	DI	1	1	7	1				SECCLR10.CLSD1.IN
3.123	Sec Clarif 10 INV Weir Motor Overload	DI	1	1	8	1				SECCLR10.ALARM1.IN
3.130	Sec Clarif 11 INV Weir Remote Mode Gates 5 & 6	DI	1	1	9	1				SECCLR11.RMT1.IN
3.138	Sec Clarif 11 INV Weir Gate #1 Opened 5 & 6	DI	1	1	10	1				SECCLR11.OPEN1.IN
3.132	Sec Clarif 11 INV Weir Gate #1 Closed 5 & 6	DI	1	1	11	1				SECCLR11.CLSD1.IN
3.122	Sec Clarif 11 INV Weir Motor #1 Overload	DI	1	1	12	1				SECCLR11.ALARM1.IN
3.200	Sec Clarif 11 INV Weir Remote Mode Gate 7	DI	1	1	13	1				SECCLR11.RMT2.IN
3.142	Sec Clarif #11 INV Weir Gate #2 Opened 7	DI	1	1	14	1				SECCLR11.OPEN2.IN
3.136	Sec Clarif #11 INV Weir Gate #2 Closed 7	DI	1	1	15	1				SECCLR11.CLSD2.IN
3.126	Sec Clarif 11 INV Weir Motor #2 Overload	DI	1	1	16	1				SECCLR11.ALARM2.IN
3.131	Sec Clarif 12 INV Weir Remote Mode Gates 8 & 9	DI	1	2	1	1				SECCLR12.RMT1.IN



MIAMI-DADE WATER AND SEWER DEPARTMENT  
 NORTH DISTRICT WASTE WATER TREATMENT PLANT  
 INPUT/OUTPUT LIST  
 RTU ND-03 - SECONDARY CLARIFIER RETURN SLUDGE PS 3

ITEM	DESCRIPTION	SIG. TYPE	RACK	CARD	POINT	PT. CONN	SPARE	ZERO	SPAN	SIGNAL NAME
3.141	Sec Clarif 12 INV Weir Gate #1 Opened 8 & 9	DI	1	2	2	1				SECCLR12.OPEN1.IN
3.135	Sec Clarif 12 INV Weir Gate #1 Closed 8 & 9	DI	1	2	3	1				SECCLR12.CLSD1.IN
3.125	Sec Clarif 12 INV Weir Motor #1 Overload	DI	1	2	4	1				SECCLR12.ALARM1.IN
3.201	Sec Clarif 12 INV Weir Remote Mode Gate 10	DI	1	2	5	1				SECCLR12.RMT2.IN
3.143	Sec Clarif 12 INV Weir Gate #2 Opened 10	DI	1	2	6	1				SECCLR12.OPEN2.IN
3.137	Sec Clarif 12 INV Weir Gate #2 Closed 10	DI	1	2	7	1				SECCLR12.CLSD2.IN
3.127	Sec Clarif 12 INV Weir Motor #2 Overload	DI	1	2	8	1				SECCLR12.ALARM2.IN
3.079	Caustic Tank Level High	DI	1	2	9	1				PMPSTATN.ALARM3.IN
3.080	Caustic Tank Level Low	DI	1	2	10	1				PMPSTATN.ALARM5.IN
3.001	Secondary Clarifier 9 Running	DI	1	2	11	1				SECCLR09.STAT1.IN
3.003	Secondary Clarifier 9 Drive Overload	DI	1	2	12	1				SECCLR09.ALARM2.IN
3.002	Secondary Clarifier 10 Running	DI	1	2	13	1				SECCLR10.STAT1.IN
3.004	Secondary Clarifier 10 Drive Overload	DI	1	2	14	1				SECCLR10.ALARM2.IN
3.040	Return Sludge Pump 1 Running	DI	1	2	15	1				RETSLDG.STAT1.IN
3.041	Return Sludge Pump 2 Running	DI	1	2	16	1				RETSLDG.STAT2.IN
3.042	Return Sludge Pump 3 Running	DI	1	3	1	1				RETSLDG.STAT3.IN
3.064	Waste Sludge Pump 2 Running	DI	1	3	2	1				WSTSLDG.STAT1.IN
3.065	Waste Sludge Pump 3 Running	DI	1	3	3	1				WSTSLDG.STAT2.IN
3.066	High Capacity Waste Sludge Pump Running	DI	1	3	4	1				WSTSLDG.STAT3.IN
3.007	Scrubber Fan 9 Running	DI	1	3	5	1				SCRUBBER.STAT01.IN
3.008	Scrubber Fan 10 Running	DI	1	3	6	1				SCRUBBER.STAT02.IN
3.009	Scrubber Fan 11 Running	DI	1	3	7	1				SCRUBBER.STAT03.IN
3.010	Scrubber Fan 12 Running	DI	1	3	8	1				SCRUBBER.STAT04.IN
3.081	Scum Pump 5 Running	DI	1	3	9	1				SCUMPUMP.STAT1.IN
3.082	Scum Pump 6 Running	DI	1	3	10	1				SCUMPUMP.STAT2.IN
3.023	Scrubber Chemical Recirc. Pump 1 Running	DI	1	3	11	1				SCRUBBER.STAT05.IN
3.024	Scrubber Chemical Recirc. Pump 2 Running	DI	1	3	12	1				SCRUBBER.STAT06.IN
3.025	Scrubber Chemical Recirc. Pump 3 Running	DI	1	3	13	1				SCRUBBER.STAT07.IN
3.026	Scrubber Chemical Recirc. Pump 4 Running	DI	1	3	14	1				SCRUBBER.STAT08.IN
3.027	Scrubber Chemical Recirc. Pump 5 Running	DI	1	3	15	1				SCRUBBER.STAT09.IN
3.028	Scrubber Chemical Recirc. Pump 6 Running	DI	1	3	16	1				SCRUBBER.STAT10.IN
	SPARE	DI	1	4	1		1			
	SPARE	DI	1	4	2		1			
3.095	Basement Floor Drain Sump Level High	DI	1	4	3	1				PMPSTATN.ALARM1.IN
3.094	Lower Floor Drain Sump Level High	DI	1	4	4	1				PMPSTATN.ALARM2.IN
3.078	Duct Sump Level High	DI	1	4	5	1				PMPSTATN.ALARM4.IN
3.901	Emergency Bell	DI	1	4	6	1				EMERGENCY.ALARM1.IN
3.038	Chemical Tank Mixer Running	DI	1	4	7	1				TNKMIXER.STAT1.IN
3.096	Seal Water Pressure Low	DI	1	4	8	1				SEALWTR.ALARM1.IN
3.005	Secondary Clarifier 9 Combustable Gas	DI	1	4	9	1				SECCLR09.GAS1.IN
3.006	Secondary Clarifier 10 Combustable Gas	DI	1	4	10	1				SECCLR10.GAS1.IN
	Fire Alarm	DI	1	4	11					FIRE.ALARM1.IN
	Battery Low	DI	1	4	12	1				BATTERY.LOW.IN
	AC Fail RTU	DI	1	4	13	1				ACFAIL.IN
	AC Surge Protection Failure	DI	1	4	14	1				ACSURGE.FAIL.IN
	RTU Network Switch Failure	DI	1	4	15	1				RTU.SWITCH.IN
	SPARE	DI	1	4	16		1			
	<b>HYPOCHLORITE FEED SYSTEM PUMP #1 RUN STATUS</b>	DI	1	5	1	1				HYPPUMP1.STAT.IN
	<b>HYPOCHLORITE FEED SYSTEM PUMP #1 AUTO</b>	DI	1	5	2	1				HYPPUMP1.AUTO.IN
	<b>HYPOCHLORITE FEED SYSTEM PUMP #1 HAND</b>	DI	1	5	3	1				HYPPUMP1.HAND.IN
	<b>HYPOCHLORITE FEED SYSTEM PUMP #1 FAULT</b>	DI	1	5	4	1				HYPPUMP1.FAULT.IN
	<b>HYPOCHLORITE FEED SYSTEM PUMP #2 RUN STATUS</b>	DI	1	5	5	1				HYPPUMP2.STAT.IN
	<b>HYPOCHLORITE FEED SYSTEM PUMP #2 AUTO</b>	DI	1	5	6	1				HYPPUMP2.AUTO.IN
	<b>HYPOCHLORITE FEED SYSTEM PUMP #2 HAND</b>	DI	1	5	7	1				HYPPUMP2.HAND.IN
	<b>HYPOCHLORITE FEED SYSTEM PUMP #2 FAULT</b>	DI	1	5	8	1				HYPPUMP2.FAULT.IN
	SPARE	DI	1	5	9		1			
	SPARE	DI	1	5	10		1			
	SPARE	DI	1	5	11		1			
	SPARE	DI	1	5	12		1			
	SPARE	DI	1	5	13		1			
	SPARE	DI	1	5	14		1			
	SPARE	DI	1	5	15		1			
	SPARE	DI	1	5	16		1			
3.052	Return Sludge Pump 1 Control Enable	DO	1	6	1	1				RETSLDG.ENAB1.OUT
3.053	Return Sludge Pump 2 Control Enable	DO	1	6	2	1				RETSLDG.ENAB2.OUT
3.054	Return Sludge Pump 3 Control Enable	DO	1	6	3	1				RETSLDG.ENAB3.OUT
3.074	<b>HYPOCHLORITE FEED SYSTEM PUMP #1 START/STOP</b>	DO	1	6	4	1				HYPPUMP1.START.OUT
3.075	<b>HYPOCHLORITE FEED SYSTEM PUMP #2 START/STOP</b>	DO	1	6	5	1				HYPPUMP2.START.OUT
3.900	Emergency Call	DO	1	6	6	1				EMERGENCY.ALARM1.OUT
	Zone 1 Area 1 Group A Sprinkler System	DO	1	6	7	1				ZONEGRP_A_1A1_OUT
	Zone 1 Area 2 Group A Sprinkler System	DO	1	6	8	1				ZONEGRP_A_1A2_OUT
	Zone 1 Area 3 Group A Sprinkler System	DO	1	6	9	1				ZONEGRP_A_1A3_OUT

MIAMI-DADE WATER AND SEWER DEPARTMENT  
 NORTH DISTRICT WASTE WATER TREATMENT PLANT  
 INPUT/OUTPUT LIST  
 RTU ND-03 - SECONDARY CLARIFIER RETURN SLUDGE PS 3

ITEM	DESCRIPTION	SIG. TYPE	RACK	CARD	POINT	PT. CONN	SPARE	ZERO	SPAN	SIGNAL NAME
	Zone 1 Area 4 Group A Sprinkler System	DO	1	6	10	1				ZONEGRPA_1A4_OUT
	Zone 1 Area 5 Group A Sprinkler System	DO	1	6	11	1				ZONEGRPA_1A5_OUT
	Zone 1 Area 6 Group A Sprinkler System	DO	1	6	12	1				ZONEGRPA_1A6_OUT
	Zone 1 Area 7 Group A Sprinkler System	DO	1	6	13	1				ZONEGRPA_1A7_OUT
	Zone 1 Area 8 Group A Sprinkler System	DO	1	6	14	1				ZONEGRPA_1A8_OUT
	Zone 1 Area 9 Group A Sprinkler System	DO	1	6	15	1				ZONEGRPA_1A9_OUT
	Spare	DO	1	6	16		1			
	<b>BLANK</b>	<b>BLANK</b>	1	7						
	<b>BLANK</b>	<b>BLANK</b>	1	8						
<b>155</b>	<b>TOTAL</b>					<b>124</b>	<b>27</b>			

MIAMI-DADE WATER AND SEWER DEPARTMENT  
 NORTH DISTRICT WASTE WATER TREATMENT PLANT  
 INPUT/OUTPUT LIST  
 RTU ND04 - FIU REUSE PUMPING STATION

ITEM	DESCRIPTION	SIG. TYPE	RACK	CARD	POINT	PT. CONN	SPARE	ZERO	SPAN	SIGNAL NAME
4.170	FIU Pump Discharge Header Pressure	AI	1	1	1	1		0	100	FIUPUMP.PRES1.IN
4.180	FIU Pump Discharge Flow	AI	1	1	2	1		0	500	FIUPUMP.FLOW1.IN
4.200	Flow to Plant Reuse System (Future)	AI	1	1	3			0	10	FIUREUSE.FLOW1.IN
4.210	Flow from NPW Service to Reuse	AI	1	1	4	1		0	900	NPWSYS.FLOW1.IN
18.023	Flushing Water Flow	AI	1	2	1	1		0	10	FLUSHING.FLOW1.IN
18.024	NPW Flow	AI	1	2	2	1		0	8000	NPWSYS.FLOW2.IN
18.022	CL2 Injector Water Flow	AI	1	2	3	1		0	2500	CHLORINJ.FLOW1.IN
18.020	Venturi Caustic Flow	AI	1	2	4	1		0	500	CAUSTIC.FLOW1.IN
18.019	Packed Tower Caustic Flow	AI	1	3	1	1		0	300	CAUSTIC.FLOW2.IN
4.500	Caustic Soda Storage Level	AI	1	3	2	1		0	14	CAUSTIC.LVL1.IN
4.900	FIU Storage Tank 1 Level	AI	1	3	3	1		0	10	FIUTANK1.LVL1.IN
4.901	FIU Storage Tank 2 Level	AI	1	3	4	1		0	10	FIUTANK2.LVL1.IN
	CL2 Chlorine Residual Analyzer #1	AI	1	4	1	1				RESIDUAL.CHLOR1.IN
	Chlorine Tank Room PPM	AI	1	4	2	1		0	10	CHLORINE.TRANS1.IN
	Chlorine Evaporator Room PPM	AI	1	4	3	1		0	10	CHLORINE.TRANS2.IN
	Chlorine Control Room PPM	AI	1	4	4	1		0	10	CHLORINE.TRANS3.IN
	Chlorinator #4 Flow Rate	AI	3	2	1	1				CHLOR4.FLOW1.IN
	Chlorinator #5 Flow Rate	AI	3	2	2	1				CHLOR5.FLOW1.IN
	CL2 Chlorine Residual Analyzer #2	AI	3	2	3	1				RESIDUAL.CHLOR2.IN
	Effluent Outfall flow	AI	3	2	4	1				OUTFALL1.FLOW1.
	Switchgear Room Temperature	AI	3	3	1	1		0	150	TEMP.TRANS.IN
	Spare	AI	3	3	2		1			
	Spare	AI	3	3	3		1			
	Spare	AI	3	3	4		1			
	Venturi Valve Control	AO	2	5	1	1				VENTURI.VLV1.OUT
	Packed Tower Valve Control	AO	2	5	2	1				PCKDTWR.VLV1.OUT
	Chlorinator #4 Flow Control	AO	3	1	1	1				CHLOR4.FLOW1.OUT
	Chlorinator #5 Flow Control	AO	3	1	2	1				CHLOR5.FLOW1.OUT
4.010	FIU Primary Pump No. 1 Running	DI	1	5	1	1				FIUPUMP.STAT1.IN
4.020	FIU Primary Pump No. 1 Failure	DI	1	5	2	1				FIUPUMP.ALARM1.IN
4.030	FIU Primary Pump No. 1 Ready	DI	1	5	3	1				FIUPUMP.RDY1.IN
4.050	FIU Primary Pump No. 2 Running	DI	1	5	4	1				FIUPUMP.STAT2.IN
4.060	FIU Primary Pump No. 2 Failure	DI	1	5	5	1				FIUPUMP.ALARM2.IN
4.070	FIU Primary Pump No. 2 Ready	DI	1	5	6	1				FIUPUMP.RDY2.IN
4.090	FIU Jockey Pump No. 1 Running	DI	1	5	7	1				FIUPUMP.STAT3.IN
4.100	FIU Jockey Pump No. 1 Failure	DI	1	5	8	1				FIUPUMP.ALARM3.IN
4.110	FIU Jockey Pump No. 1 Ready	DI	1	6	1	1				FIUPUMP.RDY3.IN
4.130	FIU Jockey Pump No. 2 Running	DI	1	6	2	1				FIUPUMP.STAT4.IN
4.140	FIU Jockey Pump No. 2 Failure	DI	1	6	3	1				FIUPUMP.ALARM4.IN
4.150	FIU Jockey Pump No. 2 Ready	DI	1	6	4	1				FIUPUMP.RDY4.IN
4.190	FIU Pump Suction Header Low Pressure	DI	1	6	5	1				FIUPUMP.ALARM5.IN
4.371	UPS Inverter On	DI	1	6	6	1				UPS.INVERT.IN
4.372	UPS Alarm	DI	1	6	7	1				UPS.ALARM.IN
16.006	Fire Alarm	DI	1	6	8	1				FIRE.ALARM1.IN
18.027	Chlorine Leak Detection Storage Room	DI	1	7	1	1				CHLORINE.ALARM1.IN
4.250	Leak Detection Evaporator Room	DI	1	7	2	1				CHLORINE.ALARM2.IN
4.290	Chlorine Room Access 1	DI	1	7	3	1				CHLORINE.ACC1.IN
4.310	Chlorine Room Access 2	DI	1	7	4	1				CHLORINE.ACC2.IN
	Air Dryer Alarm	DI	1	7	5	1				AIRDRYER.ALARM1.IN
18.025	Liquid Chlorine Isolation Valve Open	DI	1	7	6	1				CHLORINE.OPEN1.IN
18.026	Liquid Chlorine Isolation Valve Closed	DI	1	7	7	1				CHLORINE.CLSD1.IN
18.014	Scrubber Exhaust Damper Status Open	DI	1	7	8	1				SCRUBBER.OPEN1.IN
18.015	Scrubber Exhaust Damper Status Closed	DI	1	8	1	1				SCRUBBER.CLSD1.IN
16.002	Scrubber Blower 1 Running	DI	1	8	2	1				SCRUBBER.STAT1.IN
16.003	Scrubber Blower 2 Running	DI	1	8	3	1				SCRUBBER.STAT2.IN
4.506	Seal Water Pressure Low	DI	1	8	4	1				SEALWTR.ALARM1.IN
16.007	Packed Tower Recirculation Pump 1 Running	DI	1	8	5	1				PTRPMP.STAT1.IN

MIAMI-DADE WATER AND SEWER DEPARTMENT  
 NORTH DISTRICT WASTE WATER TREATMENT PLANT  
 INPUT/OUTPUT LIST  
 RTU ND04 - FIU REUSE PUMPING STATION

ITEM	DESCRIPTION	SIG. TYPE	RACK	CARD	POINT	PT. CONN	SPARE	ZERO	SPAN	SIGNAL NAME
16.008	Packed Tower Recirculation Pump 2 Running	DI	1	8	6	1				PTRPMP.STAT2.IN
16.010	Venturi Recirculation Pump 1 Running	DI	1	8	7	1				VRRECPMP.STAT1.IN
16.011	Venturi Recirculation Pump 2 Running	DI	1	8	8	1				VRRECPMP.STAT2.IN
16.014	Non-Potable Water System Pump 1 Running	DI	1	9	1	1				NPWPUMP.STAT1.IN
16.015	Non-Potable Water System Pump 2 Running	DI	1	9	2	1				NPWPUMP.STAT2.IN
16.016	Chlorine Water System Pump 1 Running	DI	1	9	3	1				CL2PUMP.STAT1.IN
16.017	Chlorine Water System Pump 2 Running	DI	1	9	4	1				CL2PUMP.STAT2.IN
16.018	Chlorine Water System Pump 3 Running	DI	1	9	5	1				CL2PUMP.STAT3.IN
16.019	Flushing & Make-up Water Pump 1 Running	DI	1	9	6	1				FMWPUMP.STAT1.IN
16.020	Flushing & Make-up Water Pump 2 Running	DI	1	9	7	1				FMWPUMP.STAT2.IN
16.021	Low Lift Pump 1 Running	DI	1	9	8	1				LOWLPUMP.STAT1.IN
16.022	Low Lift Pump 2 Running	DI	1	10	1	1				LOWLPUMP.STAT2.IN
16.024	Chlorine Contact Tanks 1 & 2 High Level	DI	1	10	2	1				CL2CTANK.ALARM1.IN
16.025	Chlorine Contact Tanks 1 & 2 Low Level	DI	1	10	3	1				CL2CTANK.ALARM2.IN
16.026	Caustic Soda Transfer Pump 1 Running	DI	1	10	4	1				CAUSTIC.STAT1.IN
	Local Panel Common Fault	DI	1	10	5					LCLPANEL.ALARM1.IN
	Low Lift Sump Alarm	DI	1	10	6	1				SPUMP.ALARM1.IN
	Drain Pumps Common Fault	DI	1	10	7					DPUMP.ALARM1.IN
16.193	Evaporator 1 Running	DI	1	10	8	1				EVAP.STAT1.IN
16.194	Evaporator 2 Running	DI	2	1	1	1				EVAP.STAT2.IN
16.195	Evaporator 3 Running	DI	2	1	2	1				EVAP.STAT3.IN
16.196	Evaporator 4 Running	DI	2	1	3	1				EVAP.STAT4.IN
4.502	Scrubber Recir. Dampener Status Opened	DI	2	1	4	1				SCRUBBER.OPEN1.IN
4.503	Scrubber Recir. Dampener Status Closed	DI	2	1	5	1				SCRUBBER.CLS1.IN
	Exhaust Recirculation Dampener Opened	DI	2	1	6	1				EXHAUST.OPEN1.IN
	Exhaust Recirculation Dampener Closed	DI	2	1	7	1				EXHAUST.CLS1.IN
4.508	Emergency Call	DI	2	1	8	1				EMERGENCY.ALARM1.IN
18.030	Seal Water System Clogged Filter (Low Press)	DI	2	2	1	1				SEALWSYS.ALARM1.IN
4.504	Chlorine Room Access 3	DI	2	2	2					CHLORINE.ACC3.IN
4.505	Chlorine Room Access 4	DI	2	2	3					CHLORINE.ACC4.IN
4.501	Chlorine Leak Detection Control Room	DI	2	2	4	1				CHLORINE.ALARM3.IN
	Chlorinator #4 Local Mode	DI	2	2	5	1				CHLOR4.MAN.MODE
	Chlorine Residual Low/High Alarm #1	DI	2	2	6	1				RESIDUAL.ALARM1.IN
	Chlorinator #4 Local Mode	DI	2	2	7	1				CHLOR5.MAN.MODE
	Chlorine Residual Low/High Alarm 2	DI	2	2	8	1				RESIDUAL.ALARM2.IN
	Evaporator #1 High Temp	DI	3	4	1	1				EVAP.ALARM1.IN
	Evaporator #1 Low Temp	DI	3	4	2	1				EVAP.ALARM2.IN
	Evaporator #1 Low Water Level	DI	3	4	3	1				EVAP.ALARM3.IN
	Evaporator #2 High Temp	DI	3	4	4	1				EVAP.ALARM4.IN
	Evaporator #2 Low Temp	DI	3	4	5	1				EVAP.ALARM5.IN
	Evaporator #2 Low Water Level	DI	3	4	6	1				EVAP.ALARM6.IN
	Evaporator #3 High Temp	DI	3	4	7	1				EVAP.ALARM7.IN
	Evaporator #3 Low Temp	DI	3	4	8	1				EVAP.ALARM8.IN
	Evaporator #3 Low Water Level	DI	3	5	1	1				EVAP.ALARM9.IN
	Evaporator #4 High Temp	DI	3	5	2	1				EVAP.ALARM10.IN
	Evaporator #4 Low Temp	DI	3	5	3	1				EVAP.ALARM11.IN
	Evaporator #4 Low Water Level	DI	3	5	4	1				EVAP.ALARM12.IN
	Switchover in Progress	DI	3	5	5	1				SWTCHOVR.STAT1.IN
	Cylinder Bank #1 High Pressure	DI	3	5	6	1				CYLINDER.ALARM1.IN
	Cylinder Bank #2 High Pressure	DI	3	5	7	1				CYLINDER.ALARM2.IN
	CV-1 Status Open-Close	DI	3	5	8	1				VALVE.STAT1.IN
	CV-2 Status Open-Close	DI	3	6	1	1				VALVE.STAT2.IN
	CV-3 Status Open-Close	DI	3	6	2	1				VALVE.STAT3.IN
	CV-4 Status Open-Close	DI	3	6	3	1				VALVE.STAT4.IN
	CV-5 Status Open-Close	DI	3	6	4	1				VALVE.STAT5.IN
	CV-6 Status Open-Close	DI	3	6	5	1				VALVE.STAT6.IN
	Cylinder Bank #1 Active	DI	3	6	6	1				CYLINDER.STAT1.IN

MIAMI-DADE WATER AND SEWER DEPARTMENT  
 NORTH DISTRICT WASTE WATER TREATMENT PLANT  
 INPUT/OUTPUT LIST  
 RTU ND04 - FIU REUSE PUMPING STATION

ITEM	DESCRIPTION	SIG. TYPE	RACK	CARD	POINT	PT. CONN	SPARE	ZERO	SPAN	SIGNAL NAME
	Cylinder Bank #2 Active	DI	3	6	7	1				CYLINDER.STAT2.IN
	Chlorinator #4 No flow	DI	3	6	8	1				CHLOR4.ALARM1.IN
	Chlorinator #5 No flow	DI	3	7	1	1				CHLOR5.ALARM1.IN
	Switchover Trouble	DI	3	7	2	1				SWTCHOVR.ALARM1.IN
	Chlorinator #4 Status On-Off	DI	3	7	3	1				CHLOR4.STAT1.IN
	Chlorinator #5 Status On-Off	DI	3	7	4	1				CHLOR5.STAT1.IN
	Chlorinator #4 Remote Signal Loss	DI	3	7	5					CHLOR4.ALARM2.IN
	Chlorinator #5 Remote Signal Loss	DI	3	7	6					CHLOR5.ALARM2.IN
	Spare	DI	3	7	7		1			
	Spare	DI	3	7	8		1			
4.040	FIU Primary Pump No. 1 Start	DO	2	3	1	1				FIUPUMP.STRT1.OUT
4.080	FIU Primary Pump No. 2 Start	DO	2	3	2	1				FIUPUMP.STRT2.OUT
4.120	FIU Jockey Pump No. 1 Start	DO	2	3	3	1				FIUPUMP.STRT3.OUT
4.160	FIU Jockey Pump No. 2 Start	DO	2	3	4	1				FIUPUMP.STRT4.OUT
4.220	Emergency Shut Off Valve	DO	2	3	5	1				EMERGNCY.CLSD1.OUT
	FIU Reuse System	DO	2	3	6	1				FIUREUSE.CLSD1.OUT
4.507	Emergency Call	DO	2	3	7	1				EMERGNCY.ALARM1.OUT
	Spare	DO	2	3	8		1			
	Venturi Packed Tower Override	DO	2	4	1	1				CAUSTIC.OPEN.OUT
	Caustic Valve Close	DO	2	4	2	1				CAUSTIC.CLOSE.OUT
	Caustic Valve Open	DO	2	4	3	1				CAUSTIC.OPEN1.OUT
	Spare	DO	2	4	4		1			
	Spare	DO	2	4	5		1			
	Spare	DO	2	4	6		1			
	Spare	DO	2	4	7		1			
	Spare	DO	2	4	8		1			
<b>140</b>	<b>TOTAL</b>					<b>122</b>	<b>11</b>			

MIAMI-DADE WATER AND SEWER DEPARTMENT  
 NORTH DISTRICT WASTE WATER TREATMENT PLANT  
 INPUT/OUTPUT LIST  
 RTU ND05 - OXYGEN PLANTS 1 and 2

ITEM	DESCRIPTION	SIG. TYPE	RACK	CARD	POINT	PT. CONN	SPARE	ZERO	SPAN	SIGNAL NAME
	<b>BLANK</b>	<b>BLANK</b>	<b>1</b>	<b>6</b>						
5.002	Vent Valve Position, Train 1	AI	1	7	1	1		0	100	TRAIN1.POS1.IN
5.003	Vent Valve Position, Train 2	AI	1	7	2	1		0	100	TRAIN2.POS1.IN
5.004	Vent Valve Position, Train 3	AI	1	7	3	1		0	100	TRAIN3.POS1.IN
5.005	Vent Valve Position, Train 4	AI	1	7	4	1		0	100	TRAIN4.POS1.IN
5.006	Inlet Valve Position, Train 1	AI	1	7	5	1		0	100	TRAIN1.POS2.IN
5.007	Inlet Valve Position, Train 2	AI	1	7	6	1		0	100	TRAIN2.POS2.IN
5.008	Inlet Valve Position, Train 3	AI	1	7	7	1		0	100	TRAIN3.POS2.IN
5.009	Inlet Valve Position, Train 4	AI	1	7	8	1		0	100	TRAIN4.POS2.IN
5.010	Oxygen Flow, Train 1	AI	1	8	1	1		0	40000	TRAIN1.FLOW1.IN
5.011	Oxygen Flow, Train 2	AI	1	8	2	1		0	40000	TRAIN2.FLOW1.IN
5.012	Oxygen Flow, Train 3	AI	1	8	3	1		0	40000	TRAIN3.FLOW1.IN
5.013	Oxygen Flow, Train 4	AI	1	8	4	1		0	40000	TRAIN4.FLOW1.IN
5.022	Hydrocarbon Transmitter #1	AI	1	8	5	1		0	100	HYDRO.FLOW1.IN
	Hydrocarbon Transmitter #2	AI	1	8	6	1		0	100	HYDRO.FLOW2.IN
	ROOM TEMPERATURE	AI	1	8	7	1		0	150	ROOM TEMP.IN
	SPARE	AI	1	8	8		1			
5.023	Train 1, Stage 1 % of LEL	AI	2	1	1	1		0	100	TRAIN1.LVL1.IN
5.024	Train 1, Stage 4 % of LEL	AI	2	1	2	1		0	100	TRAIN1.LVL2.IN
5.025	Train 2, Stage 1 % of LEL	AI	2	1	3	1		0	100	TRAIN2.LVL1.IN
5.026	Train 2, Stage 4 % of LEL	AI	2	1	4	1		0	100	TRAIN2.LVL2.IN
5.027	Train 3, Stage 1 % of LEL	AI	2	1	5	1		0	100	TRAIN3.LVL1.IN
5.028	Train 3, Stage 4 % of LEL	AI	2	1	6	1		0	100	TRAIN3.LVL2.IN
5.029	Train 4, Stage 1 % of LEL	AI	2	1	7	1		0	100	TRAIN4.LVL1.IN
5.030	Train 4, Stage 4 % of LEL	AI	2	1	8	1		0	100	TRAIN4.LVL2.IN
5.032	Waste Nitrogen Purity, Plant 1 (%)	AI	2	2	1	1		0	5	NITRO.LVL1.IN
5.033	Waste Nitrogen Purity, Plant 2 (%)	AI	2	2	2	1		0	5	NITRO.LVL2.IN
5.034	Product Oxygen Purity, Plant 1 (%)	AI	2	2	3	1		90	100	OXYGEN.LVL1.IN
5.035	Product Oxygen Purity, Plant 2 (%)	AI	2	2	4	1		90	100	OXYGEN.LVL2.IN
5.036	Vent Oxygen Flow Plant 1 (lbs/day)	AI	2	2	5	1		0	67	OXYGEN.FLOW1.IN
5.037	Vent Oxygen Flow Plant 2 (lbs/day)	AI	2	2	6			0	67	OXYGEN.FLOW2.IN
5.038	Product Gas Oxygen Production, Plant 1	AI	2	2	7	1		0	100	OXYGEN.WGHT1.IN
5.039	Product Gas Oxygen Production, Plant 2	AI	2	2	8	1		0	100	OXYGEN.WGHT2.IN
5.040	Product Liquid Oxygen Production	AI	2	3	1	1		0	200	OXYGEN.LQD1.IN
5.042	Liquid Oxygen Storage Tank Inventory %	AI	2	3	2	1		0	100	OXYGEN.LQD2.IN
5.043	Liquid Oxygen Storage Tank Withdraw 1	AI	2	3	3	1		0	100000	OXYGEN.FLOW3.IN
	SPARE	AI	2	3	4		1			
5.066	Train 1 4th Stage D.O.	AI	2	3	5			0	150	TRAIN1.DO1.IN
5.067	Train 2 4th Stage D.O.	AI	2	3	6			0	150	TRAIN2.DO1.IN
5.068	Train 3 4th Stage D.O.	AI	2	3	7			0	150	TRAIN3.DO1.IN
5.069	Train 4 4th Stage D.O.	AI	2	3	8			0	150	TRAIN4.DO1.IN
5.070	Vent Valve Purity Train 1	AI	2	4	1			0	100	TRAIN1.POS3.IN
5.071	Vent Valve Purity Train 2	AI	2	4	2			0	100	TRAIN2.POS3.IN
5.072	Vent Valve Purity Train 3	AI	2	4	3			0	100	TRAIN3.POS3.IN
5.073	Vent Valve Purity Train 4	AI	2	4	4			0	100	TRAIN4.POS3.IN
	Vibration Sensor Motor #1	AI	2	4	5					VIBRA1.TRANS.IN
	Vibration Sensor Motor #1	AI	2	4	6					VIBRA2.TRANS.IN
	Vibration Sensor Motor #1	AI	2	4	7					VIBRA3.TRANS.IN
	Vibration Sensor Motor #2	AI	2	4	8					VIBRA7.TRANS.IN
	Vibration Sensor Motor #2	AI	2	5	1					VIBRA8.TRANS.IN
	Vibration Sensor Motor #2	AI	2	5	2					VIBRA9.TRANS.IN
	Vibration Sensor Motor #3	AI	2	5	3					VIBRA4.TRANS.IN
	Vibration Sensor Motor #3	AI	2	5	4					VIBRA5.TRANS.IN
	Vibration Sensor Motor #3	AI	2	5	5					VIBRA6.TRANS.IN
	Spare	AI	2	5	6		1			
	Spare	AI	2	5	7		1			
	Spare	AI	2	5	8		1			
	Spare	AI	2	6	1		1			
	Spare	AI	2	6	2		1			
	Spare	AI	2	6	3		1			
	Spare	AI	2	6	4		1			
	Spare	AI	2	6	5		1			
	Spare	AI	2	6	6		1			
	Spare	AI	2	6	7		1			
	Spare	AI	2	6	8		1			
5.014	Vent Valve Train 1 Control	AO	2	7	1			0	100	TRAIN1.POS1.OUT
5.015	Vent Valve Train 2 Control	AO	2	7	2			0	100	TRAIN2.POS1.OUT
5.016	Vent Valve Train 3 Control	AO	2	7	3			0	100	TRAIN3.POS1.OUT
5.017	Vent Valve Train 4 Control	AO	2	7	4			0	100	TRAIN4.POS1.OUT
5.018	Inlet Valve Train 1 Control	AO	2	7	5			0	100	TRAIN1.POS2.OUT
5.019	Inlet Valve Train 2 Control	AO	2	7	6			0	100	TRAIN2.POS2.OUT
5.020	Inlet Valve Train 3 Control	AO	2	7	7			0	100	TRAIN3.POS2.OUT
5.021	Inlet Valve Train 4 Control	AO	2	7	8			0	100	TRAIN4.POS2.OUT
	Spare	AO	2	8	1		1			
	Spare	AO	2	8	2		1			
	Spare	AO	2	8	3		1			

MIAMI-DADE WATER AND SEWER DEPARTMENT  
 NORTH DISTRICT WASTE WATER TREATMENT PLANT  
 INPUT/OUTPUT LIST  
 RTU ND05 - OXYGEN PLANTS 1 and 2

ITEM	DESCRIPTION	SIG. TYPE	RACK	CARD	POINT	PT. CONN	SPARE	ZERO	SPAN	SIGNAL NAME
	Spare	AO	2	8	4		1			
	Spare	AO	2	8	5		1			
	Spare	AO	2	8	6		1			
	Spare	AO	2	8	7		1			
	Spare	AO	2	8	8		1			
5.044	1250 HP Compressor 1 Running	DI	1	1	1	1				COMPRESS.STAT1.IN
5.045	1250 HP Compressor 2 Running	DI	1	1	2	1				COMPRESS.STAT2.IN
5.046	1250 HP Compressor 3 Running	DI	1	1	3	1				COMPRESS.STAT3.IN
5.051	Cryogenic Plant 1 Common Alarm	DI	1	1	4	1				CRYOGENC.ALARM1.IN
5.052	Cryogenic Plant 2 Common Alarm	DI	1	1	5	1				CRYOGENC.ALARM2.IN
5.059	Emergency Call	DI	1	1	6	1				EMERGENCY.ALARM1.IN
5.061	Fire Alarm	DI	1	1	7					FIRE.ALARM1.IN
5.062	Low Battery - RTU	DI	1	1	8	1				BATTERY.LOW.IN
5.063	AC Fail RTU	DI	1	1	9	1				ACFAIL.IN
5.064	DC Fail Switchgear	DI	1	1	10	1				SWGR.ALARM1.IN
	SPARE	DI	1	1	11		1			
	SPARE	DI	1	1	12		1			
	SPARE	DI	1	1	13		1			
	SPARE	DI	1	1	14		1			
	SPARE	DI	1	1	15		1			
	SPARE	DI	1	1	16		1			
	AC SURGE PROTECTION FAILURE	DI	1	2	1	1				ACSURGE.FAIL.IN
	RTU NETWORK SWITCH FAILURE	DI	1	2	2	1				RTU.SWITCH.IN
	SPARE	DI	1	2	3		1			
	SPARE	DI	1	2	4		1			
	SPARE	DI	1	2	5		1			
	SPARE	DI	1	2	6		1			
	SPARE	DI	1	2	7		1			
	SPARE	DI	1	2	8		1			
	SPARE	DI	1	2	9		1			
	SPARE	DI	1	2	10		1			
	SPARE	DI	1	2	11		1			
	SPARE	DI	1	2	12		1			
	SPARE	DI	1	2	13		1			
	SPARE	DI	1	2	14		1			
	SPARE	DI	1	2	15		1			
	SPARE	DI	1	2	16		1			
	<b>BLANK</b>	<b>BLANK</b>	<b>1</b>	<b>3</b>						
	<b>BLANK</b>	<b>BLANK</b>	<b>1</b>	<b>4</b>						
5.060	Emergency Bell	DO	1	5	1	1				EMERGENCY.ALARM1.OUT
	SPARE	DO	1	5	2		1			
	SPARE	DO	1	5	3		1			
	SPARE	DO	1	5	4		1			
	SPARE	DO	1	5	5		1			
	SPARE	DO	1	5	6		1			
	SPARE	DO	1	5	7		1			
	SPARE	DO	1	5	8		1			
	SPARE	DO	1	5	9		1			
	SPARE	DO	1	5	10		1			
	SPARE	DO	1	5	11		1			
	SPARE	DO	1	5	12		1			
	SPARE	DO	1	5	13		1			
	SPARE	DO	1	5	14		1			
	SPARE	DO	1	5	15		1			
	SPARE	DO	1	5	16		1			
<b>122</b>	<b>TOTAL</b>						<b>55</b>	<b>56</b>		

MIAMI-DADE WATER AND SEWER DEPARTMENT  
 NORTH DISTRICT WASTE WATER TREATMENT PLANT  
 INPUT/OUTPUT LIST  
 RTU ND06 - OXYGEN PLANT 3

ITEM	DESCRIPTION	SIG. TYPE	RACK	CARD	POINT	PT. CONN.	SPARE	ZERO	SPAN	SIGNAL NAME
6.064	Waste Sludge Pump P401 Speed Indicator	AI	2	1	1	1		0	1000	WASTESP.RPM1.IN
6.016	Waste Sludge Pump P402 Speed Indicator	AI	2	1	2	1		0	1000	WASTESP.RPM2.IN
6.017	Waste Sludge Pump P403 Speed Indicator	AI	2	1	3			0	900	WASTESP.RPM3.IN
6.018	Waste Sludge Flow (FE/FIT 400)	AI	2	1	4	1		0	1000	WASTESL.FLOW1.IN
6.020	Vent Valve Position, Train 5	AI	2	1	5	1		0	100	TRAIN5.POS1.IN
6.021	Vent Valve Position, Train 6	AI	2	1	6	1		0	100	TRAIN6.POS1.IN
6.024	Inlet Valve Position, Train 5	AI	2	1	7	1		0	100	TRAIN5.POS2.IN
6.025	Inlet Valve Position, Train 6	AI	2	1	8	1		0	100	TRAIN6.POS2.IN
6.028	Oxygen Flow, Train 5	AI	2	2	1	1		0	40000	TRAIN5.FLOW1.IN
6.029	Oxygen Flow, Train 6	AI	2	2	2	1		0	40000	TRAIN6.FLOW1.IN
6.030	Hydrocarbon Transmitter #3	AI	2	2	3	1		0	100	HYDRO.FLOW1.IN
6.043	Total Oxygen Flow	AI	2	2	4	1		0	25000	OXYGEN.FLOW2.IN
6.031	Train 5, Stage 1 % LEL	AI	2	2	5	1		0	100	TRAIN5.LVL1.IN
6.032	Train 5, Stage 4 % LEL	AI	2	2	6	1		0	100	TRAIN5.LVL2.IN
6.033	Train 6, Stage 1 % LEL	AI	2	2	7	1		0	100	TRAIN6.LVL1.IN
6.034	Train 6, Stage 4 % LEL	AI	2	2	8	1		0	100	TRAIN6.LVL2.IN
6.036	Waste Nitrogen Purity, Plant 3	AI	2	3	1	1		0	5.00	NITRO.LVL1.IN
6.037	Product Oxygen Purity, Plant 3	AI	2	3	2	1		90	100	OXYGEN.LVL1.IN
6.038	Vent Oxygen Flow, Plant 3	AI	2	3	3	1		0	150000	OXYGEN.FLOW1.IN
6.039	Product Gas Oxygen Production, Plant 3	AI	2	3	4	1		0	150	OXYGEN.WGHT1.IN
6.058	Train 5 4th Stage D.O.	AI	2	3	5	1		0	150	TRAIN5.DO1.IN
6.059	Train 6 4th Stage D.O.	AI	2	3	6	1		0	150	TRAIN6.DO1.IN
6.061	Vent Valve Purity - Train 5	AI	2	3	7	1		0	100	TRAIN5.POS3.IN
6.062	Vent Valve Purity - Train 6	AI	2	3	8	1		0	100	TRAIN6.POS3.IN
	Vibration Sensor Motor #5	AI	2	4	1					VIBRA1.TRANS.IN
	Vibration Sensor Motor #5	AI	2	4	2					VIBRA2.TRANS.IN
	Vibration Sensor Motor #5	AI	2	4	3					VIBRA3.TRANS.IN
	Vibration Sensor Motor #4	AI	2	4	4					VIBRA4.TRANS.IN
	Vibration Sensor Motor #4	AI	2	4	5					VIBRA5.TRANS.IN
	Vibration Sensor Motor #4	AI	2	4	6					VIBRA6.TRANS.IN
	Room Temperature	AI	2	4	7	1				ROOM.TEMP.IN
	Spare	AI	2	4	8		1			
	SPARE	AI	2	5	1		1			
	SPARE	AI	2	5	2		1			
	SPARE	AI	2	5	3		1			
	SPARE	AI	2	5	4		1			
	SPARE	AI	2	5	5		1			
	SPARE	AI	2	5	6		1			
	SPARE	AI	2	5	7		1			
	SPARE	AI	2	5	8		1			
	<b>BLANK</b>	<b>BLANK</b>	<b>2</b>	<b>6</b>						
6.063	Waste Sludge Pump P401 Speed Control	AO	2	7	1	1		0	800	WASTESP.SPD1.OUT
6.014	Waste Sludge Pump P402 Speed Control	AO	2	7	2	1		0	800	WASTESP.SPD2.OUT
6.015	Waste Sludge Pump P403 Speed Control	AO	2	7	3			0	800	WASTESP.SPD3.OUT
	SPARE	AO	2	7	4		1			
6.022	Vent Valve Control, Train 5	AO	2	7	5			0	100	TRAIN5.POS1.OUT
6.023	Vent Valve Control, Train 6	AO	2	7	6			0	100	TRAIN6.POS1.OUT
6.026	Inlet Valve Control, Train 5	AO	2	7	7			0	100	TRAIN5.POS2.OUT
6.027	Inlet Valve Control, Train 6	AO	2	7	8			0	100	TRAIN6.POS2.OUT
	SPARE	AO	2	8	1		1			
	SPARE	AO	2	8	2		1			
	SPARE	AO	2	8	3		1			
	SPARE	AO	2	8	4		1			
	SPARE	AO	2	8	5		1			
	SPARE	AO	2	8	6		1			
	SPARE	AO	2	8	7		1			
	SPARE	AO	2	8	8		1			
6.002	Waste Sludge Pump P401 Running	DI	1	1	1	1				WASTESP.STAT1.IN
6.003	Waste Sludge Pump P402 Running	DI	1	1	2	1				WASTESP.STAT2.IN
6.004	Waste Sludge Pump P403 Running	DI	1	1	3	1				WASTESP.STAT3.IN
6.045	Emergency Call	DI	1	1	4	1				EMERGNCY.ALARM1.IN
6.046	80 Tons per day Compressor Running 5	DI	1	1	5	1				COMPRESS.STAT1.IN
6.047	100 Tons per day Compressor Running 4	DI	1	1	6	1				COMPRESS.STAT2.IN
6.049	Emergency Call	DI	1	1	7					EMERGNCY.ALARM2.IN
6.050	Cryogenic Plant 3 - Common Alarm	DI	1	1	8	1				CRYOGENC.ALARM1.IN
	Fire Alarm	DI	1	1	9	1				FIRE.ALARM1.IN
6.054	Fire Alarm	DI	1	1	10					FIRE.ALARM2.IN
6.055	Low Battery - RTU	DI	1	1	11	1				BATTERY.LOW.IN
6.056	AC Fail RTU	DI	1	1	12	1				ACFAIL.IN
6.057	DC Fail Switchgear	DI	1	1	13	1				SWGR.ALARM1.IN
	SPARE	DI	1	1	14		1			
	SPARE	DI	1	1	15		1			
	SPARE	DI	1	1	16		1			
	AC SURGE PROTECTION FAILURE	DI	1	2	1	1				ACSURGE.FAIL.IN
	RTU NETWORK SWITCH FAILURE	DI	1	2	2	1				RTU.SWITCH.IN
	SPARE	DI	1	2	3		1			



MIAMI-DADE WATER AND SEWER DEPARTMENT  
 NORTH DISTRICT WASTE WATER TREATMENT PLANT  
 INPUT/OUTPUT LIST  
 RTU ND06 - OXYGEN PLANT 3

ITEM	DESCRIPTION	SIG. TYPE	RACK	CARD	POINT	PT. CONN.	SPARE	ZERO	SPAN	SIGNAL NAME
	SPARE	DI	1	2	4		1			
	SPARE	DI	1	2	5		1			
	SPARE	DI	1	2	6		1			
	SPARE	DI	1	2	7		1			
	SPARE	DI	1	2	8		1			
	SPARE	DI	1	2	9		1			
	SPARE	DI	1	2	10		1			
	SPARE	DI	1	2	11		1			
	SPARE	DI	1	2	12		1			
	SPARE	DI	1	2	13		1			
	SPARE	DI	1	2	14		1			
	SPARE	DI	1	2	15		1			
	SPARE	DI	1	2	16		1			
	<b>BLANK</b>	<b>BLANK</b>	<b>1</b>	<b>3</b>						
	<b>BLANK</b>	<b>BLANK</b>	<b>1</b>	<b>4</b>						
	<b>BLANK</b>	<b>BLANK</b>	<b>1</b>	<b>5</b>						
	<b>BLANK</b>	<b>BLANK</b>	<b>1</b>	<b>6</b>						
6.008	Waste Sludge Pump P401 Control	DO	1	7	1	1				WASTESP.STRT1.OUT
6.009	Waste Sludge Pump P402 Control	DO	1	7	2	1				WASTESP.STRT2.OUT
6.010	Waste Sludge Pump P403 Control	DO	1	7	3					WASTESP.STRT3.OUT
6.052	Emergency Bell	DO	1	7	4	1				EMERGNCY.ALARM1.OUT
6.052	Emergency Bell	DO	1	7	5					EMERGNCY.ALARM2.OUT
	SPARE	DO	1	7	6		1			
	SPARE	DO	1	7	7		1			
	SPARE	DO	1	7	8		1			
	SPARE	DO	1	7	9		1			
	SPARE	DO	1	7	10		1			
	SPARE	DO	1	7	11		1			
	SPARE	DO	1	7	12		1			
	SPARE	DO	1	7	13		1			
	SPARE	DO	1	7	14		1			
	SPARE	DO	1	7	15		1			
	SPARE	DO	1	7	16		1			
	<b>BLANK</b>	<b>BLANK</b>	<b>1</b>	<b>8</b>						
<b>109</b>	<b>TOTAL</b>					<b>48</b>	<b>47</b>			

MIAMI-DADE WATER AND SEWER DEPARTMENT  
 NORTH DISTRICT WASTE WATER TREATMENT PLANT  
 INPUT/OUTPUT LIST  
 RTU ND07 - AERATED GRIT BUILDING ( 2nd Floor MCC )

ITEM	DESCRIPTION	SIG. TYPE	RACK	CARD	POINT	PT. CONN	SPARE	ZERO	SPAN	SIGNAL NAME
7.001	Flume 1 Flow NORTH	AI	1	5	1	1		0	120	GRITBLDG.FLOW1.IN
7.002	Flume 2 Flow CENTER	AI	1	5	2	1		0	120	GRITBLDG.FLOW2.IN
7.003	Flume 3 Flow SOUTH	AI	1	5	3	1		0	120	GRITBLDG.FLOW3.IN
7.004	Flume 4 Flow (Future)	AI	1	5	4					GRITBLDG.FLOW4.IN
	PRIMARY INFLUENT VALVE 5 POSITION	AI	1	5	5	1		0	100	PRIMINF.VALVE5.IN
	PRIMARY INFLUENT VALVE 6 POSITION	AI	1	5	6	1		0	100	PRIMINF.VALVE6.IN
	ROOM TEMPERATURE	AI	1	5	7	1		0	150	ROOM TEMP.IN
	SPARE	AI	1	5	8		1			
	SPARE	AI	1	6	1		1			
	SPARE	AI	1	6	2		1			
	SPARE	AI	1	6	3		1			
	SPARE	AI	1	6	4		1			
	SPARE	AI	1	6	5		1			
	SPARE	AI	1	6	6		1			
	SPARE	AI	1	6	7		1			
	SPARE	AI	1	6	8		1			
	<b>BLANK</b>	<b>BLANK</b>	<b>1</b>	<b>7</b>						
	PRIMARY INFLUENT VALVE 5 POSITION	AO	1	8	1	1		0	100	PRIMINF.VALVE5.OUT
	PRIMARY INFLUENT VALVE 6 POSITION	AO	1	8	2	1		0	100	PRIMINF.VALVE6.OUT
	SPARE	AO	1	8	3		1			
	SPARE	AO	1	8	4		1			
	SPARE	AO	1	8	5		1			
	SPARE	AO	1	8	6		1			
	SPARE	AO	1	8	7		1			
	SPARE	AO	1	8	8		1			
7.005	Grit Collector 1 Running (Future)	DI	1	1	1					COLLECTR.STAT1.IN
7.006	Grit Collector 2 Running (Future)	DI	1	1	2					COLLECTR.STAT2.IN
7.007	Grit Collector 3 Running (Future)	DI	1	1	3					COLLECTR.STAT3.IN
7.018	Grit Blower No. 1 Running (Future)	DI	1	1	4					BLOWER.STAT1.IN
7.019	Grit Blower No. 2 Running (Future)	DI	1	1	5					BLOWER.STAT2.IN
7.020	Grit Blower No. 3 Running (Future)	DI	1	1	6					BLOWER.STAT3.IN
7.021	Grit Blower No. 4 Running (Future)	DI	1	1	7					BLOWER.STAT4.IN
	SPARE	DI	1	1	8		1			
7.026	Odor Control Fan 1 Running (Future)	DI	1	1	9					FAN.STAT1.IN
7.027	Odor Control Fan 2 Running (Future)	DI	1	1	10					FAN.STAT2.IN
7.030	Recirculation Pump 1 Running	DI	1	1	11	1				RECIRPMP.STAT1.IN
7.031	Recirculation Pump 2 Running	DI	1	1	12	1				RECIRPMP.STAT2.IN
7.032	Recirculation Pump 3 Running	DI	1	1	13	1				RECIRPMP.STAT3.IN
7.036	Duct Sump High Level	DI	1	1	14	1				GRITBLDG.ALARM1.IN
7.037	Caustic Tank Low Level	DI	1	1	15	1				GRITBLDG.ALARM2.IN
7.038	Hydrogen Sulfide Gas High	DI	1	1	16	1				GRITBLDG.ALARM3.IN
7.040	Bar Screen 1 Running	DI	1	2	1	1				SCREEN.STAT1.IN
7.041	Bar Screen 2 Running	DI	1	2	2	1				SCREEN.STAT2.IN
7.042	Bar Screen 3 Running	DI	1	2	3	1				SCREEN.STAT3.IN
7.043	Bar Screen 4 Running (Future)	DI	1	2	4					SCREEN.STAT4.IN
7.044	High Water LVL Bar Screen 1	DI	1	2	5	1				SCREEN.ALARM1.IN
7.045	High Water LVL Bar Screen 2	DI	1	2	6	1				SCREEN.ALARM2.IN
7.046	High Water LVL Bar Screen 3	DI	1	2	7	1				SCREEN.ALARM3.IN
7.047	High Water LVL Bar Screen 4 (Future)	DI	1	2	8					SCREEN.ALARM4.IN
7.052	Screen Conveyor 1 Running	DI	1	2	9	1				SCREEN.STAT5.IN
7.053	Screen Conveyor 2 Running	DI	1	2	10	1				SCREEN.STAT6.IN
7.059	Fire Alarm	DI	1	2	11					FIRE.ALARM1.IN
7.060	Emergency Call	DI	1	2	12	1				EMERGENCY.ALARM1.IN
7.061	Low Battery - RTU	DI	1	2	13	1				BATTERY.LOW.IN
7.062	AC Fail RTU	DI	1	2	14	1				ACFAIL.IN
7.063	DC Switchgear Fail	DI	1	2	15	1				SWGR.ALARM1.IN
	SPARE	DI	1	2	16		1			
7.064	AC Surge Protection Failure	DI	1	3	1	1				ACSURGE.FAIL.IN
7.065	RTU SWITCH FAILURE	DI	1	3	2	1				RTU.SWITCH.IN
	PRIMARY INFLUENT VALVE 5 OPEN	DI	1	3	3	1				PRIMINF.VALVE5.OPEN
	PRIMARY INFLUENT VALVE 5 CLOSED	DI	1	3	4	1				PRIMINF.VALVE5.CLSD
	PRIMARY INFLUENT VALVE 6 OPEN	DI	1	3	5	1				PRIMINF.VALVE6.OPEN
	PRIMARY INFLUENT VALVE 6 CLOSED	DI	1	3	6	1				PRIMINF.VALVE6.CLSD
	SPARE	DI	1	3	7		1			
	SPARE	DI	1	3	8		1			
	SPARE	DI	1	3	9		1			
	SPARE	DI	1	3	10		1			
	SPARE	DI	1	3	11		1			
	SPARE	DI	1	3	12		1			
	SPARE	DI	1	3	13		1			
	SPARE	DI	1	3	14		1			
	SPARE	DI	1	3	15		1			
	SPARE	DI	1	3	16		1			
7.055	Emergency Bell	DO	1	4	1	1				EMERGENCY.ALARM1.OUT
	SPARE	DO	1	4	2		1			
	SPARE	DO	1	4	3		1			

MIAMI-DADE WATER AND SEWER DEPARTMENT  
 NORTH DISTRICT WASTE WATER TREATMENT PLANT  
 INPUT/OUTPUT LIST  
 RTU ND07 - AERATED GRIT BUILDING ( 2nd Floor MCC )

ITEM	DESCRIPTION	SIG. TYPE	RACK	CARD	POINT	PT. CONN	SPARE	ZERO	SPAN	SIGNAL NAME
	SPARE	DO	1	4	4		1			
	SPARE	DO	1	4	5		1			
	SPARE	DO	1	4	6		1			
	SPARE	DO	1	4	7		1			
	SPARE	DO	1	4	8		1			
	SPARE	DO	1	4	9		1			
	SPARE	DO	1	4	10		1			
	SPARE	DO	1	4	11		1			
	SPARE	DO	1	4	12		1			
	SPARE	DO	1	4	13		1			
	SPARE	DO	1	4	14		1			
	SPARE	DO	1	4	15		1			
	SPARE	DO	1	4	16		1			
<b>89</b>	<b>TOTAL</b>					<b>36</b>	<b>48</b>			

MIAMI-DADE WATER AND SEWER DEPARTMENT  
 NORTH DISTRICT WASTE WATER TREATMENT PLANT  
 INPUT/OUTPUT LIST  
 RTU ND08- ELECTRICAL SUBSTATION

ITEM	DESCRIPTION	SIG. TYPE	RACK	CARD	POINT	PT. CONN	SPARE	ZERO	SPAN	SIGNAL NAME
1	KW FEEDER #1 FPL	AI	2	1	1	1		0	15000	KWFEEDER.LOAD1.IN
2	KW FEEDER #2 FPL	AI	2	1	2	1		0	15000	KWFEEDER.LOAD2.IN
3	KW EMERGENCY #1	AI	2	1	3	1		0	2	KWEMERG.LOAD1.IN
4	KW EMERGENCY #2	AI	2	1	4	1		0	2	KWEMERG.LOAD2.IN
5	GENERATOR #1 SPEED	AI	2	1	5	1		0	1000	GENERATR.RPM1.IN
6	GENERATOR #2 SPEED	AI	2	1	6	1		0	1000	GENERATR.RPM2.IN
7	GENERATOR #3 SPEED	AI	2	1	7	1		0	1000	GENERATR.RPM3.IN
8	GENERATOR #4 SPEED	AI	2	1	8	1		0	1000	GENERATR.RPM4.IN
9	GENERATOR BUS VOLTAGE	AI	2	2	1	1		0	5000	GENERATOR.LOAD1.IN
10	GENERATOR #5 SPEED	AI	2	2	2	1		0	1000	GENERATR.RPM5.IN
11	GENERATOR #6 SPEED	AI	2	2	3	1		0	1000	GENERATR.RPM6.IN
12	KW TOTAL	AI	2	2	4	1		0	15000	KWTOTAL.LOAD1.IN
13	EMERGENCY FUEL TANK 1 LEVEL	AI	2	2	5	1		0		FUELTANK.LVL1.IN
14	EMERGENCY FUEL TANK 2 LEVEL	AI	2	2	6	1		0		FUELTANK.LVL2.IN
15	EMERGENCY FUEL TANK 3 LEVEL	AI	2	2	7	1		0		FUELTANK.LVL3.IN
16	SWG/MCC ROOM TEMPERATURE	AI	2	2	8	1		0	150	ROOM.TEMP.IN
17	KV FEEDER 1	AI	2	3	1	1		0	8	KVFEEDER.VOLT1.IN
18	KV FEEDER 2	AI	2	3	2	1		0	8	KVFEEDER.VOLT2.IN
19	DAY TANK FLOW 1	AI	2	3	3	1				DAYTANK.FLOW1.IN
20	DAY TANK FLOW 2	AI	2	3	4	1				DAYTANK.FLOW2.IN
21	SPARE	AI	2	3	5		1			
22	SPARE	AI	2	3	6		1			
23	SPARE	AI	2	3	7		1			
24	SPARE	AI	2	3	8		1			
25	BLANK	BLANK	2	4						
26	BLANK	BLANK	2	5						
27	BLANK	BLANK	2	6						
28	SPARE	AO	2	7	1		1			
29	SPARE	AO	2	7	2		1			
30	SPARE	AO	2	7	3		1			
31	SPARE	AO	2	7	4		1			
32	SPARE	AO	2	7	5		1			
33	SPARE	AO	2	7	6		1			
34	SPARE	AO	2	7	7		1			
35	SPARE	AO	2	7	8		1			
36	BLANK	BLANK	2	8						
37	NORMAL MAIN BREAKER LINE 1	DI	1	1	1	1				MBREAKER.STAT1.IN
38	NORMAL MAIN BREAKER LINE 2	DI	1	1	2	1				MBREAKER.STAT2.IN
39	OCEAN OUTFALL PS NORTH	DI	1	1	3	1				OUTFALL.STAT1.IN
40	OCEAN OUTFALL PS SOUTH	DI	1	1	4	1				OUTFALL.STAT2.IN
41	RSPS 1	DI	1	1	5	1				RSPS.STAT1.IN
42	RSPS 2	DI	1	1	6	1				RSPS.STAT2.IN
43	PRETREAT NO. 1	DI	1	1	7	1				PRETREAT.STAT1.IN
44	PRETREAT NO. 2	DI	1	1	8	1				PRETREAT.STAT2.IN
45	OXYGEN FACILITY NO. 1	DI	1	1	9	1				OXYGEN.STAT1.IN
46	OXYGEN FACILITY NO. 2	DI	1	1	10	1				OXYGEN.STAT2.IN
47	UNIT SUB 480V SOUTH	DI	1	1	11	1				SUBUNIT.STAT1.IN
48	UNIT SUB 480V NORTH	DI	1	1	12	1				SUBUNIT.STAT2.IN
49	TIE BREAKER LINE 1	DI	1	1	13	1				TBREAKER.STAT1.IN
50	TIE BREAKER LINE 2	DI	1	1	14	1				TBREAKER.STAT2.IN
51	EMERGENCY BREAKER LINE 1	DI	1	1	15	1				EBREAKER.STAT1.IN
52	EMERGENCY BREAKER LINE 2	DI	1	1	16	1				EBREAKER.STAT2.IN
53	RSPS NO. 3 (NORTH)	DI	1	2	1	1				RSPS.STAT3.IN
54	RSPS NO. 3 (SOUTH)	DI	1	2	2	1				RSPS.STAT4.IN
55	AERATED GRIT/SCREENING BLDG. & SCRUBBER SUB A (NORT)	DI	1	2	3	1				SUBGRIT.STAT1.IN
56	AERATED GRIT/SCREENING BLDG. & SCRUBBER SUB B (SOUT)	DI	1	2	4	1				SUBGRIT.STAT2.IN
57	OXYGEN FACILITY NO. 3 NORTH	DI	1	2	5	1				OXYGEN.STAT3.IN
58	OXYGEN FACILITY NO. 3 SOUTH	DI	1	2	6	1				OXYGEN.STAT4.IN
59	INJECTION WELL PS (SOUTH)	DI	1	2	7	1				INJECTPS.STAT1.IN
60	INJECTION WELL PS (NORTH)	DI	1	2	8	1				INJECTPS.STAT2.IN
61	SPARE BREAKER NO. 1	DI	1	2	9	1				SBREAKER.STAT1.IN
62	FPL LOAD CONTROL #1 ON	DI	1	2	10	1				FPLLOAD.ALARM1.IN
63	AC FAIL RTU	DI	1	2	11	1				ACFAIL.IN
64	DC SWITCHGEAR FAIL	DI	1	2	12	1				SWGR.ALARM1.IN
65	PEAK DEMAND ALARM	DI	1	2	13	1				PEAKDMND.ALARM1.IN
66	AUTO TRANSFER OFF	DI	1	2	14	1				AUTOTRAN.ALARM1.IN
67	LOW BATTERY RTU	DI	1	2	15	1				BATTERY.LOW.IN
68	SPARE BREAKER NO. 2	DI	1	2	16	1				SBREAKER.STAT2.IN
69	SPARE BREAKER NO. 3	DI	1	3	1	1				SBREAKER.STAT3.IN
70	SPARE BREAKER NO. 4	DI	1	3	2	1				SBREAKER.STAT4.IN
71	UNIT SUB 480V NORTH ALARM	DI	1	3	3	1				SUBUNIT.ALARM1.IN
72	UNIT SUB 480V SOUTH ALARM	DI	1	3	4	1				SUBUNIT.ALARM2.IN
73	FIRE ALARM	DI	1	3	5	1				FIRE.ALARM1.IN
74	FPL LOAD CONTROL #2 ON	DI	1	3	6	1				FPLLOAD.ALARM2.IN
75	EMERGENCY CALL	DI	1	3	7	1				EMERGENCY.ALARM1.IN
76	FUEL PUMP 1	DI	1	3	8	1				FUELPUMP.STAT1.IN

MIAMI-DADE WATER AND SEWER DEPARTMENT  
 NORTH DISTRICT WASTE WATER TREATMENT PLANT  
 INPUT/OUTPUT LIST  
 RTU ND08- ELECTRICAL SUBSTATION

ITEM	DESCRIPTION	SIG. TYPE	RACK	CARD	POINT	PT. CONN	SPARE	ZERO	SPAN	SIGNAL NAME
77	FUEL PUMP 2	DI	1	3	9	1				FUELPUMP.STAT2.IN
78	SUMP PUMP STATUS	DI	1	3	10	1				SUMPPUMP.STAT1.IN
79	GENERATOR 1 STATUS	DI	1	3	11	1				GENERATR.STAT1.IN
80	GENERATOR 2 STATUS	DI	1	3	12	1				GENERATR.STAT2.IN
81	GENERATOR 3 STATUS	DI	1	3	13	1				GENERATR.STAT3.IN
82	GENERATOR 4 STATUS	DI	1	3	14	1				GENERATR.STAT4.IN
83	GENERATOR 5 STATUS	DI	1	3	15	1				GENERATR.STAT5.IN
84	GENERATOR 6 STATUS	DI	1	3	16	1				GENERATR.STAT6.IN
85	GENERATOR BREAKER 1 STATUS	DI	1	4	1	1				GENBRKER.STAT1.IN
86	GENERATOR BREAKER 2 STATUS	DI	1	4	2	1				GENBRKER.STAT2.IN
87	GENERATOR BREAKER 3 STATUS	DI	1	4	3	1				GENBRKER.STAT3.IN
88	GENERATOR BREAKER 4 STATUS	DI	1	4	4	1				GENBRKER.STAT4.IN
89	GENERATOR BREAKER 5 STATUS	DI	1	4	5	1				GENBRKER.STAT5.IN
90	GENERATOR BREAKER 6 STATUS	DI	1	4	6	1				GENBRKER.STAT6.IN
91	SPARE	DI	1	4	7		1			
92	SPARE	DI	1	4	8		1			
93	SPARE	DI	1	4	9		1			
94	SPARE	DI	1	4	10		1			
95	SPARE	DI	1	4	11		1			
96	SPARE	DI	1	4	12		1			
97	SPARE	DI	1	4	13		1			
98	SPARE	DI	1	4	14		1			
99	SPARE	DI	1	4	15		1			
100	SPARE	DI	1	4	16		1			
101	AC SURGE PROTECTION FAILURE	DI	1	5	1	1				ACSURGE.FAIL.IN
102	RTU NETWORK SWITCH FAILURE	DI	1	5	2	1				RTU.SWITCH.IN
103	SPARE	DI	1	5	3		1			
104	SPARE	DI	1	5	4		1			
105	SPARE	DI	1	5	5		1			
106	SPARE	DI	1	5	6		1			
107	SPARE	DI	1	5	7		1			
108	SPARE	DI	1	5	8		1			
109	SPARE	DI	1	5	9		1			
110	SPARE	DI	1	5	10		1			
111	SPARE	DI	1	5	11		1			
112	SPARE	DI	1	5	12		1			
113	SPARE	DI	1	5	13		1			
114	SPARE	DI	1	5	14		1			
115	SPARE	DI	1	5	15		1			
116	SPARE	DI	1	5	16		1			
117	BLANK	BLANK	1	6						
118	EMERGENCY BELL	DO	1	7	1	1				EMERGENCY.ALRM1.OUT
119	SPARE	DO	1	7	2		1			
120	SPARE	DO	1	7	3		1			
121	SPARE	DO	1	7	4		1			
122	SPARE	DO	1	7	5		1			
123	SPARE	DO	1	7	6		1			
124	SPARE	DO	1	7	7		1			
125	SPARE	DO	1	7	8		1			
126	SPARE	DO	1	7	9		1			
127	SPARE	DO	1	7	10		1			
128	SPARE	DO	1	7	11		1			
129	SPARE	DO	1	7	12		1			
130	SPARE	DO	1	7	13		1			
131	SPARE	DO	1	7	14		1			
132	SPARE	DO	1	7	15		1			
133	SPARE	DO	1	7	16		1			
134	BLANK	BLANK	1	8						
133	TOTAL						77	51		

MIAMI-DADE WATER AND SEWER DEPARTMENT  
NORTH DISTRICT WASTE WATER TREATMENT PLANT  
INPUT/OUTPUT LIST  
RTU ND09-PRETREATMENT BUILDING

ITEM	DESCRIPTION	SIG. TYPE	RACK	CARD	POINT	PT. CONN	SPARE	ZERO	SPAN	SIGNAL NAME
1	SLUDGE TRANSFER PUMP 1 SPEED IND	AI	2	1	1	1		0	1700	SLDGPUMP.RPM1.IN
2	SLUDGE TRANSFER PUMP 2 SPEED IND	AI	2	1	2	1		0	1700	SLDGPUMP.RPM2.IN
3	SLUDGE TRANSFER PUMP 3 SPEED IND	AI	2	1	3	1		0	1700	SLDGPUMP.RPM3.IN
4	SLUDGE TRANSFER PUMP 4 SPEED IND	AI	2	1	4	1		0	1700	SLDGPUMP.RPM4.IN
5	MIXED SLUDGE WET WELL (L1203) LEVEL	AI	2	1	5	1		0	20	SLDGWW.LVL1.IN
6	MIXED SLUDGE WET WELL (L1204) LEVEL	AI	2	1	6	1		0	20	SLDGWW.LVL2.IN
7	DIVERTED FLOW	AI	2	1	7	1		0	50	DIVERTED.FLOW1.IN
8	ROOM TEMPERATURE	AI	2	1	8	1		0	150	ROOM TEMP.IN
9	SLUDGE FORCE MAIN NO. 1 FLOW	AI	2	2	1	1		0	5	SLDGMF.FLOW1.IN
10	SLUDGE FORCE MAIN NO. 2 FLOW	AI	2	2	2	1		0	5	SLDGMF.FLOW2.IN
11	SLUDGE FORCE MAIN NO. 1 PRESSURE	AI	2	2	3	1		0	200	SLDGMF.PRES1.IN
12	SLUDGE FORCE MAIN NO. 2 PRESSURE	AI	2	2	4	1		0	200	SLDGMF.PRES2.IN
13	HYDROGEN PEROXIDE STORAGE TANK 1 LEVEL	AI	2	2	5	1		0	9	HYDROGEN.LVL1.IN
14	HYDROGEN PEROXIDE STORAGE TANK 2 LEVEL	AI	2	2	6	1		0	9	HYDROGEN.LVL2.IN
15	INFLUENT CHANNEL (72") LEVEL	AI	2	2	7	1		0	10	INFCHNNL.LVL1.IN
16	INFLUENT CHANNEL (54") LEVEL	AI	2	2	8	1		0	10	INFCHNNL.LVL2.IN
17	PRIMARY 1 INFLUENT FLOW	AI	2	3	1	1		0	50	PRIMINF.FLOW1.IN
18	PRIMARY 2 INFLUENT FLOW	AI	2	3	2	1		0	50	PRIMINF.FLOW2.IN
19	PRIMARY 3 INFLUENT FLOW	AI	2	3	3	1		0	50	PRIMINF.FLOW3.IN
20	PRIMARY 4 INFLUENT FLOW	AI	2	3	4	1		0	50	PRIMINF.FLOW4.IN
21	TANK DRAIN WET WELL LEVEL	AI	2	3	5	1		0	15	TNKDRNWWW.LVL1.IN
22	PLANT SANITARY WASTE WET WELL LEVEL	AI	2	3	6	1		0	10	PSWSTWWW.LVL1.IN
23	PRIMARY 1 INFLUENT VALVE STATUS	AI	2	3	7	1		0	100	PRIMINF.VALVE1.IN
24	PRIMARY 2 INFLUENT VALVE STATUS	AI	2	3	8	1		0	100	PRIMINF.VALVE2.IN
25	PRIMARY 3 INFLUENT VALVE STATUS	AI	2	4	1	1		0	100	PRIMINF.VALVE3.IN
26	PRIMARY 4 INFLUENT VALVE STATUS	AI	2	4	2	1		0	100	PRIMINF.VALVE4.IN
27	HYPOCHLORITE FEED SYSTEM PUMP #1 SPEED	AI	2	4	3	1		0	100	HYPPUMP1.SPEED.IN
28	HYPOCHLORITE FEED SYSTEM PUMP #2 SPEED	AI	2	4	4	1		0	100	HYPPUMP2.SPEED.IN
29	HYPOCHLORITE FEED SYSTEM #1 FLOW METER	AI	2	4	5	1		0	120	HYPO1.FLOW.IN
30	HYPOCHLORITE FEED SYSTEM #2 FLOW METER	AI	2	4	6	1		0	120	HYPO2.FLOW.IN
31	HYPOCHLORITE FEED SYSTEM TANK #1 LEVEL	AI	2	4	7	1		0	1800	HYPO.LEVEL.IN
32	SPARE	AI	2	4	8		1			
33	BLANK	BLANK	2	5						
34	BLANK	BLANK	2	6						
35	PRIMARY 1 INFLUENT VALVE CONTROL	AO	2	7	1	1		0	100	PRIMINF.VALVE1.OUT
36	PRIMARY 2 INFLUENT VALVE CONTROL	AO	2	7	2	1		0	100	PRIMINF.VALVE2.OUT
37	PRIMARY 3 INFLUENT VALVE CONTROL	AO	2	7	3	1		0	100	PRIMINF.VALVE3.OUT
38	PRIMARY 4 INFLUENT VALVE CONTROL	AO	2	7	4	1		0	100	PRIMINF.VALVE4.OUT
39	HYPOCHLORITE FEED SYSTEM PUMP #1 SPEED CONTROL	AO	2	7	5	1		0	100	HYPPUMP1.SPEED.OUT
40	HYPOCHLORITE FEED SYSTEM PUMP #2 SPEED CONTROL	AO	2	7	6	1		0	100	HYPPUMP2.SPEED.OUT
41	SPARE	AO	2	7	7		1			
42	SPARE	AO	2	7	8		1			
43	BLANK	BLANK	2	8						
44	BAR SCREEN NO. 1 RUNNING	DI	1	1	1	1				BSCREEN.STAT1.IN
45	BAR SCREEN NO. 2 RUNNING	DI	1	1	2	1				BSCREEN.STAT2.IN
46	BAR SCREEN NO. 3 RUNNING	DI	1	1	3	1				BSCREEN.STAT3.IN
47	BAR SCREEN NO. 4 RUNNING	DI	1	1	4	1				BSCREEN.STAT4.IN
48	BAR SCREEN NO. 5 RUNNING	DI	1	1	5	1				BSCREEN.STAT5.IN
49	BAR SCREEN NO. 6 RUNNING	DI	1	1	6	1				BSCREEN.STAT6.IN
50	HYDROGEN PEROXIDE STORAGE TANK NO. 1 LOW LEVEL	DI	1	1	7	1				HYDROGEN.ALARM1.IN
51	HYDROGEN PEROXIDE STORAGE TANK NO. 2 LOW LEVEL	DI	1	1	8	1				HYDROGEN.ALARM2.IN
52	GRIT CLASSIFIER 1 RUNNING	DI	1	1	9	1				GRITCLSS.STAT1.IN
53	GRIT CLASSIFIER 2 RUNNING	DI	1	1	10	1				GRITCLSS.STAT2.IN
54	GRIT CLASSIFIER 3 RUNNING	DI	1	1	11	1				GRITCLSS.STAT3.IN
55	GRIT CLASSIFIER 4 RUNNING	DI	1	1	12	1				GRITCLSS.STAT4.IN
56	GRIT CLASSIFIER 5 RUNNING	DI	1	1	13	1				GRITCLSS.STAT5.IN
57	GRIT CLASSIFIER 6 RUNNING	DI	1	1	14	1				GRITCLSS.STAT6.IN
58	NAOH STORAGE TANK LOW LEVEL	DI	1	1	15	1				NAOH.ALARM1.IN
59	NAOH STORAGE TANK HIGH LEVEL	DI	1	1	16	1				NAOH.ALARM2.IN
60	HYDROGEN PEROXIDE METERING PUMP 1 RUNNING	DI	1	2	1	1				HYDROGEN.STAT1.IN
61	HYDROGEN PEROXIDE METERING PUMP 2 RUNNING	DI	1	2	2	1				HYDROGEN.STAT2.IN
62	HYDROGEN PEROXIDE METERING PUMP 3 RUNNING	DI	1	2	3	1				HYDROGEN.STAT3.IN
63	HYDROGEN PEROXIDE METERING PUMP 4 RUNNING	DI	1	2	4	1				HYDROGEN.STAT4.IN
64	SLUDGE TRANSFER PUMP NO. 1 RUNNING	DI	1	2	5	1				SLDGPUMP.STAT1.IN
65	SLUDGE TRANSFER PUMP NO. 2 RUNNING	DI	1	2	6	1				SLDGPUMP.STAT2.IN
66	SLUDGE TRANSFER PUMP NO. 3 RUNNING	DI	1	2	7	1				SLDGPUMP.STAT3.IN
67	SLUDGE TRANSFER PUMP NO. 4 RUNNING	DI	1	2	8	1				SLDGPUMP.STAT4.IN
68	NORTH SCREEN CHANNEL COMBUSTIBLE GAS ALARM	DI	1	2	9	1				GAS.ALARM1.IN
69	SOUTH SCREEN CHANNEL COMBUSTIBLE GAS ALARM	DI	1	2	10	1				GAS.ALARM2.IN
70	NORTH SCREEN CHANNEL HYDROGEN SULFIDE GAS ALARM	DI	1	2	11	1				SULFIDE.ALARM1.IN
71	SOUTH SCREEN CHANNEL HYDROGEN SULFIDE GAS ALARM	DI	1	2	12	1				SULFIDE.ALARM2.IN
72	INFLUENT CHANNEL NO. 1 LEVEL HIGH	DI	1	2	13	1				INFCHNNL.ALARM1.IN

MIAMI-DADE WATER AND SEWER DEPARTMENT  
 NORTH DISTRICT WASTE WATER TREATMENT PLANT  
 INPUT/OUTPUT LIST  
 RTU ND09-PRETREATMENT BUILDING

ITEM	DESCRIPTION	SIG. TYPE	RACK	CARD	POINT	PT. CONN	SPARE	ZERO	SPAN	SIGNAL NAME
73	INFLUENT CHANNEL NO. 2 LEVEL HIGH	DI	1	2	14	1				INFCHNNL.ALARM2.IN
74	SCRUBBER FAN NO. 1 RUNNING	DI	1	2	15	1				SCRUBBER.STAT1.IN
75	SCRUBBER FAN NO. 2 RUNNING	DI	1	2	16	1				SCRUBBER.STAT2.IN
76	SCRUBBER RECIR. PUMP 1 RUNNING	DI	1	3	1	1				SCRUBBER.STAT3.IN
77	SCRUBBER RECIR. PUMP 2 RUNNING	DI	1	3	2	1				SCRUBBER.STAT4.IN
78	SCRUBBER RECIR. PUMP 3 RUNNING	DI	1	3	3	1				SCRUBBER.STAT5.IN
79	SCRUBBER RECIR. PUMP 4 RUNNING	DI	1	3	4	1				SCRUBBER.STAT6.IN
80	SCRUBBER WATER NO. 1 CHLORINE RESIDUAL HIGH	DI	1	3	5	1				CHLORINE.ALARM1.IN
81	SCRUBBER WATER NO. 1 CHLORINE RESIDUAL LOW	DI	1	3	6	1				CHLORINE.ALARM2.IN
82	SCRUBBER WATER NO. 2 CHLORINE RESIDUAL HIGH	DI	1	3	7	1				CHLORINE.ALARM3.IN
83	SCRUBBER WATER NO. 2 CHLORINE RESIDUAL LOW	DI	1	3	8	1				CHLORINE.ALARM4.IN
84	SCRUBBER WATER NO.1 PH HIGH	DI	1	3	9	1				SCRUBBER.ALARM1.IN
85	SCRUBBER WATER NO. 1 PH LOW	DI	1	3	10	1				SCRUBBER.ALARM2.IN
86	SCRUBBER WATER NO. 2 PH HIGH	DI	1	3	11	1				SCRUBBER.ALARM3.IN
87	SCRUBBER WATER NO. 2 PH LOW	DI	1	3	12	1				SCRUBBER.ALARM4.IN
88	BASEMENT SUMP LEVEL HIGH	DI	1	3	13	1				BASESUMP.ALARM1.IN
89	METER PIT SUMP LEVEL HIGH	DI	1	3	14	1				MPITSUMP.ALARM1.IN
90	SEAL WATER HEADER PRESSURE LOW	DI	1	3	15	1				SEALVHDR.ALARM1.IN
91	INSTRUMENT AIR COMPRESSOR LOW AIR	DI	1	3	16	1				COMPRESS.ALARM1.IN
92	TRANSFORMER UNIT 1A COMMON ALARM	DI	1	4	1	1				TRANSFORM.ALARM1.IN
93	TRANSFORMER UNIT 1B COMMON ALARM	DI	1	4	2	1				TRANSFORM.ALARM2.IN
94	FIRE ALARM	DI	1	4	3					FIRE.ALARM1.IN
95	EMERGENCY CALL	DI	1	4	4	1				EMERGENCY.ALARM1.IN
96	HYDROGEN PEROXIDE METERING PUMP 5 RUNNING	DI	1	4	5	1				HYDROGEN.STAT5.IN
97	HYDROGEN PEROXIDE METERING PUMP 6 RUNNING	DI	1	4	6	1				HYDROGEN.STAT6.IN
98	AC FAIL RTU	DI	1	4	7	1				ACFAIL.IN
99	SCREEN BELT CONVEYOR RUNNING	DI	1	4	8	1				SCRNBCON.STAT1.IN
100	DC SWITCHGEAR FAIL	DI	1	4	9	1				SWGR.ALARM1.IN
101	LOW BATTERY RTU	DI	1	4	10	1				BATTERY.LOW.IN
102	PRIMARY INFLUENT VALVE 1 OPEN STATUS	DI	1	4	11	1				PRIMINF.VSTAT1.OPEN
103	PRIMARY INFLUENT VALVE 1 CLOSED STATUS	DI	1	4	12	1				PRIMINF.VSTAT1.CLSD
104	PRIMARY INFLUENT VALVE 2 OPEN STATUS	DI	1	4	13	1				PRIMINF.VSTAT2.OPEN
105	PRIMARY INFLUENT VALVE 2 CLOSED STATUS	DI	1	4	14	1				PRIMINF.VSTAT2.CLSD
106	PRIMARY INFLUENT VALVE 3 OPEN STATUS	DI	1	4	15	1				PRIMINF.VSTAT3.OPEN
107	PRIMARY INFLUENT VALVE 3 CLOSED STATUS	DI	1	4	16	1				PRIMINF.VSTAT3.CLSD
108	PRIMARY INFLUENT VALVE 4 OPEN STATUS	DI	1	5	1	1				PRIMINF.VSTAT4.OPEN
109	PRIMARY INFLUENT VALVE 4 CLOSED STATUS	DI	1	5	2	1				PRIMINF.VSTAT4.CLSD
110	AC SURGE FAILURE	DI	1	5	3	1				ACSURGE.FAIL.IN
111	RTU NETWORK SWITCH FAILURE	DI	1	5	4	1				RTU.SWITCH.IN
112	SLUDGE TRANSFER PUMP NO. 3 VFD FAULT	DI	1	5	5	1				SLDGPUMP.FAULT3.IN
113	SLUDGE TRANSFER PUMP NO. 4 VFD FAULT	DI	1	5	6	1				SLDGPUMP.FAULT4.IN
114	HYPOCHLORITE FEED SYSTEM PUMP #1 RUN STATUS	DI	1	5	7	1				HYPPUMP1.STAT.IN
115	HYPOCHLORITE FEED SYSTEM PUMP #1 AUTO	DI	1	5	8	1				HYPPUMP1.AUTO.IN
116	HYPOCHLORITE FEED SYSTEM PUMP #1 HAND	DI	1	5	9	1				HYPPUMP1.HAND.IN
117	HYPOCHLORITE FEED SYSTEM PUMP #1 FAULT	DI	1	5	10	1				HYPPUMP1.FAULT.IN
118	HYPOCHLORITE FEED SYSTEM PUMP #2 RUN STATUS	DI	1	5	11	1				HYPPUMP2.STAT.IN
119	HYPOCHLORITE FEED SYSTEM PUMP #2 AUTO	DI	1	5	12	1				HYPPUMP2.AUTO.IN
120	HYPOCHLORITE FEED SYSTEM PUMP #2 HAND	DI	1	5	13	1				HYPPUMP2.HAND.IN
121	HYPOCHLORITE FEED SYSTEM PUMP #2 FAULT	DI	1	5	14	1				HYPPUMP2.FAULT.IN
122	SPARE	DI	1	5	15		1			
123	SPARE	DI	1	5	16		1			
124	BLANK	BLANK	1	6						
125	ZONE 3 AREA 1 GROUP A SPRINKLER SYSTEM	DO	1	7	1	1				ZONEGRPA.3A1.CNTL
126	ZONE 3 AREA 2 GROUP A SPRINKLER SYSTEM	DO	1	7	2	1				ZONEGRPA.3A2.CNTL
127	ZONE 3 AREA 3 GROUP A SPRINKLER SYSTEM	DO	1	7	3	1				ZONEGRPA.3A3.CNTL
128	ZONE 3 AREA 4 GROUP A SPRINKLER SYSTEM	DO	1	7	4	1				ZONEGRPA.3A4.CNTL
129	ZONE 3 AREA 5 GROUP A SPRINKLER SYSTEM	DO	1	7	5	1				ZONEGRPA.3A5.CNTL
130	ZONE 3 AREA 6 GROUP A SPRINKLER SYSTEM	DO	1	7	6	1				ZONEGRPA.3A6.CNTL
131	ZONE 3 AREA 7 GROUP A SPRINKLER SYSTEM	DO	1	7	7	1				ZONEGRPA.3A7.CNTL
132	ZONE 3 AREA 8 GROUP A SPRINKLER SYSTEM	DO	1	7	8	1				ZONEGRPA.3A8.CNTL
133	EMERGENCY BELL	DO	1	7	9	1				EMERGENCY.ALARM1.OUT
134	HYPOCHLORITE FEED SYSTEM PUMP #1 START/STOP	DO	1	7	10	1				HYPPUMP1.START.OUT
135	HYPOCHLORITE FEED SYSTEM PUMP #2 START/STOP	DO	1	7	11	1				HYPPUMP2.START.OUT
136	SPARE	DO	1	7	12		1			
137	SPARE	DO	1	7	13		1			
138	SPARE	DO	1	7	14		1			
139	SPARE	DO	1	7	15		1			
140	SPARE	DO	1	7	16		1			
	BLANK	BLANK	1	8						
141							90	45		

MIAMI-DADE WATER AND SEWER DEPARTMENT  
 NORTH DISTRICT WASTE WATER TREATMENT PLANT  
 INPUT/OUTPUT LIST  
 RTU ND10 - PRIMARY SLUDGE PUMPING STATION NO.1

ITEM	DESCRIPTION	SIG.TYPE	RACK	CARD	POINT	PT. CONN	SPARE	ZERO	SPAN	SIGNAL NAME
10.094	Primary Sludge Flow Tank No. 1	AI	1	6	1	1		0	600	PSPS1.FLOW1.IN
10.095	Primary Sludge Flow Tank No. 2	AI	1	6	2	1		0	600	PSPS1.FLOW2.IN
10.096	Primary Sludge Flow Tank No. 3	AI	1	6	3	1		0	600	PSPS1.FLOW3.IN
10.097	Primary Sludge Flow Tank No. 4	AI	1	6	4	1		0	600	PSPS1.FLOW4.IN
	Room Temperature	AI	1	6	5	1		0	150	ROOM.TEMP.IN
	SPARE	AI	1	6	6		1			
	SPARE	AI	1	6	7		1			
	SPARE	AI	1	6	8		1			
	SPARE	AI	1	7	1		1			
	SPARE	AI	1	7	2		1			
	SPARE	AI	1	7	3		1			
	SPARE	AI	1	7	4		1			
	SPARE	AI	1	7	5		1			
	SPARE	AI	1	7	6		1			
	SPARE	AI	1	7	7		1			
	SPARE	AI	1	7	8		1			
	SPARE	AO	1	8	1		1			
	SPARE	AO	1	8	2		1			
	SPARE	AO	1	8	3		1			
	SPARE	AO	1	8	4		1			
	SPARE	AO	1	8	5		1			
	SPARE	AO	1	8	6		1			
	SPARE	AO	1	8	7		1			
	SPARE	AO	1	8	8		1			
10.001	Primary Settling Tank No. 1 Drive Running	DI	1	1	1	1				DRIVE.STAT1.IN
10.002	Primary Settling Tank No. 2 Drive Running	DI	1	1	2	1				DRIVE.STAT2.IN
10.003	Primary Settling Tank No. 3 Drive Running	DI	1	1	3	1				DRIVE.STAT3.IN
10.004	Primary Settling Tank No. 4 Drive Running	DI	1	1	4	1				DRIVE.STAT4.IN
10.005	Primary Settling Tank No. 1 Drive Overload	DI	1	1	5	1				DRIVE.ALRM1.IN
10.006	Primary Settling Tank No. 2 Drive Overload	DI	1	1	6	1				DRIVE.ALRM2.IN
10.007	Primary Settling Tank No. 3 Drive Overload	DI	1	1	7	1				DRIVE.ALRM3.IN
10.008	Primary Settling Tank No. 4 Drive Overload	DI	1	1	8	1				DRIVE.ALRM4.IN
10.009	Primary Settling Tank No. 1 Combustible Gas	DI	1	1	9					TANKGAS.ALRM1.IN
10.010	Primary Settling Tank No. 2 Combustible Gas	DI	1	1	10					TANKGAS.ALRM2.IN
10.011	Primary Settling Tank No. 3 Combustible Gas	DI	1	1	11					TANKGAS.ALRM3.IN
10.012	Primary Settling Tank No. 4 Combustible Gas	DI	1	1	12					TANKGAS.ALRM4.IN
10.013	Dome Air Scrubber Fan 1 Running	DI	1	1	13	1				SCRUBBER.STAT1.IN
10.014	Dome Air Scrubber Fan 2 Running	DI	1	1	14	1				SCRUBBER.STAT2.IN
10.015	Dome Air Scrubber Fan 3 Running	DI	1	1	15	1				SCRUBBER.STAT3.IN
10.016	Dome Air Scrubber Fan 4 Running	DI	1	1	16	1				SCRUBBER.STAT4.IN
10.021	Channel Air Scrubber Fan Running	DI	1	2	1	1				SCRUBBER.STAT5.IN
10.023	Chem Recirc. Pump 1 thru Effluent Running	DI	1	2	2	1				CHEMPUMP.STAT1.IN
10.024	Chem Recirc. Pump 2 thru Effluent Running	DI	1	2	3	1				CHEMPUMP.STAT2.IN
10.073	Primary Scum Pump 1 Running	DI	1	2	4					SCUMPUMP.STAT1.IN
10.074	Primary Scum Pump 2 Running	DI	1	2	5	1				SCUMPUMP.STAT2.IN
10.075	Primary Scum Pump 3 Running	DI	1	2	6					SCUMPUMP.STAT3.IN
10.076	Primary Scum Pump 4 Running	DI	1	2	7					SCUMPUMP.STAT4.IN
10.087	Emergency Call	DI	1	2	8	1				EMERGENCY.ALRM1.IN
10.027	Dome Chemical Recirculation Pump 1 Running	DI	1	2	9	1				DOMEPUMP.STAT1.IN
10.028	Dome Chemical Recirculation Pump 2 Running	DI	1	2	10	1				DOMEPUMP.STAT2.IN
10.029	Dome Chemical Recirculation Pump 3 Running	DI	1	2	11	1				DOMEPUMP.STAT3.IN
10.030	Dome Chemical Recirculation Pump 4 Running	DI	1	2	12	1				DOMEPUMP.STAT4.IN
10.031	Dome Chemical Recirculation Pump 5 Running	DI	1	2	13	1				DOMEPUMP.STAT5.IN
10.032	Dome Chemical Recirculation Pump 6 Running	DI	1	2	14	1				DOMEPUMP.STAT6.IN
	SPARE	DI	1	2	15		1			
	SPARE	DI	1	2	16		1			
10.049	Primary Sludge Pump 1 Running	DI	1	3	1	1				SLDGPUMP.STAT1.IN
10.050	Primary Sludge Pump 2 Running	DI	1	3	2	1				SLDGPUMP.STAT2.IN
10.051	Primary Sludge Pump 3 Running	DI	1	3	3	1				SLDGPUMP.STAT3.IN
10.052	Primary Sludge Pump 4 Running	DI	1	3	4	1				SLDGPUMP.STAT4.IN
10.053	Primary Sludge Pump 5 Running	DI	1	3	5	1				SLDGPUMP.STAT5.IN
10.054	Primary Sludge Pump 6 Running	DI	1	3	6	1				SLDGPUMP.STAT6.IN
10.055	Primary Sludge Pump 7 Running	DI	1	3	7	1				SLDGPUMP.STAT7.IN
10.056	Primary Sludge Pump 8 Running	DI	1	3	8	1				SLDGPUMP.STAT8.IN
10.088	Low Battery - RTU	DI	1	3	9	1				BATTERY.LOW.IN
10.089	Sludge Emergency Transfer Pump 1 Running	DI	1	3	10	1				TRANPUMP.STAT1.IN
10.090	Sludge Emergency Transfer Pump 2 Running	DI	1	3	11	1				TRANPUMP.STAT2.IN
10.092	Lower Floor Drain Sump Level High	DI	1	3	12	1				LFDSDUMP.ALRM1.IN
10.093	Seal Water Low Pressure	DI	1	3	13	1				SEALWTR.ALRM1.IN
10.098	Hurricane Emergency Pump Running	DI	1	3	14	1				HURRPUMP.STAT1.IN
10.103	AC Fail RTU	DI	1	3	15	1				ACFAIL.IN
	SPARE	DI	1	3	16		1			
7.064	AC SURGE PROTECTION FAILURE	DI	1	4	1	1				ACSURGE.FAIL.IN
7.065	RTU NETWORK SWITCH FAILURE	DI	1	4	2	1				RTU.SWITCH.IN
	Scum Removal Pumps Low Level Alarm	DI	1	4	3	1				SCUMREMV.LOW.ALRM
	Scum Removal Pumps High Level Alarm	DI	1	4	4	1				SCUMREMV.HIGH.ALRM



MIAMI-DADE WATER AND SEWER DEPARTMENT  
 NORTH DISTRICT WASTE WATER TREATMENT PLANT  
 INPUT/OUTPUT LIST  
 RTU ND10 - PRIMARY SLUDGE PUMPING STATION NO.1

ITEM	DESCRIPTION	SIG.TYPE	RACK	CARD	POINT	PT. CONN	SPARE	ZERO	SPAN	SIGNAL NAME
	Scum Removal Pumps Common Alarm	DI	1	4	5	1				SCUMREMV.COMMON.ALRM
	Scum Removal Pump 1 Run Status	DI	1	4	6	1				SCUMREMV.PUMP1.IN
	Scum Removal Pump 2 Run Status	DI	1	4	7	1				SCUMREMV.PUMP2.IN
	Scum Removal Pumps Intrusion Alarm	DI	1	4	8	1				SCUMREMV.INTRU.ALRM
	Scum Removal Pumps Phase Fail Alarm	DI	1	4	9	1				SCUMREMV.PHASE.ALRM
	SPARE	DI	1	4	10		1			
	SPARE	DI	1	4	11		1			
	SPARE	DI	1	4	12		1			
	SPARE	DI	1	4	13		1			
	SPARE	DI	1	4	14		1			
	SPARE	DI	1	4	15		1			
	SPARE	DI	1	4	16		1			
10.086	Zone 3 Area 1 Group B Sprinkler System	DO	1	5	1	1				ZONEGRPA.3B1.OUT
	Zone 3 Area 2 Group B Sprinkler System	DO	1	5	2	1				ZONEGRPA.3B2.OUT
	Zone 3 Area 3 Group B Sprinkler System	DO	1	5	3	1				ZONEGRPA.3B3.OUT
	Zone 3 Area 4 Group B Sprinkler System	DO	1	5	4	1				ZONEGRPA.3B4.OUT
	Zone 3 Area 5 Group B Sprinkler System	DO	1	5	5	1				ZONEGRPA.3B5.OUT
	Zone 3 Area 6 Group B Sprinkler System	DO	1	5	6	1				ZONEGRPA.3B6.OUT
	Zone 3 Area 7 Group B Sprinkler System	DO	1	5	7	1				ZONEGRPA.3B7.OUT
	Zone 3 Area 8 Group B Sprinkler System	DO	1	5	8	1				ZONEGRPA.3B8.OUT
10.086	Emergency Bell	DO	1	5	9	1				EMERGNCY.ALRM1.OUT
	Zone 3 Area 9 Group B Sprinkler System	DO	1	5	10	1				ZONEGRPA.3B9.OUT
	Zone 3 Area 10 Group B Sprinkler System	DO	1	5	11	1				ZONEGRPA.3B10.OUT
	Zone 3 Area 11 Group B Sprinkler System	DO	1	5	12	1				ZONEGRPA.3B11.OUT
	SPARE	DO	1	5	13		1			
	SPARE	DO	1	5	14		1			
	SPARE	DO	1	5	15		1			
	SPARE	DO	1	5	16		1			
<b>104</b>	<b>TOTAL</b>					<b>63</b>	<b>41</b>			

MIAMI-DADE WATER AND SEWER DEPARTMENT  
 NORTH DISTRICT WASTE WATER TREATMENT PLANT  
 INPUT/OUTPUT LIST  
 RTU ND11 PRIMARY SLUDGE PUMPING STATION NO. 2

ITEM	DESCRIPTION	SIG. TYPE	RACK	CARD	POINT	PT. CONN	SPARE	ZERO	SPAN	SIGNAL NAME
11.001	Primary Settling Tank 5 Influent Flow	AI	1	5	1	1		0	50	PRIMINF.FLOW5.IN
11.002	Primary Settling Tank 6 Influent Flow	AI	1	5	2	1		0	50	PRIMINF.FLOW6.IN
11.005	Primary Settling Tank 5 Sludge Flow	AI	1	5	3	1		0	700	PSPS2.FLOW5.IN
11.006	Primary Settling Tank 6 Sludge Flow	AI	1	5	4	1		0	600	PSPS2.FLOW6.IN
	Shock Relay Clarf. 5	AI	1	5	5	1		0	130	SHOCK1.TRANS.IN
	Shock Relay Clarf. 6	AI	1	5	6	1		0	130	SHOCK2.TRANS.IN
	LEL Transmitter 1	AI	1	5	7					
	LEL Transmitter 2	AI	1	5	8					
	Room Temperature Transmitter	AI	1	6	1	1		0	150	ROOM.TEMP.IN
	HYPOCHLORITE FEED SYSTEM PUMP #1 SPEED	AI	1	6	2	1		0	100	HYPPUMP1.SPEED.IN
	HYPOCHLORITE FEED SYSTEM PUMP #2 SPEED	AI	1	6	3	1		0	100	HYPPUMP2.SPEED.IN
	HYPOCHLORITE FEED SYSTEM #1 FLOW METER	AI	1	6	4	1		0	120	HYPO1.FLOW.IN
	HYPOCHLORITE FEED SYSTEM #2 FLOW METER	AI	1	6	5	1		0	120	HYPO2.FLOW.IN
	HYPOCHLORITE FEED SYSTEM TANK #1 LEVEL	AI	1	6	6	1		0	1800	HYPO.LEVEL.IN
	SPARE	AI	1	6	7		1			
	SPARE	AI	1	6	8		1			
	<b>BLANK</b>	<b>BLANK</b>	<b>1</b>	<b>7</b>						
	HYPOCHLORITE FEED SYSTEM PUMP #1 SPEED CONTROL	AO	1	8	1	1		0	100	HYPPUMP1.SPEED.OUT
	HYPOCHLORITE FEED SYSTEM PUMP #2 SPEED CONTROL	AO	1	8	2	1		0	100	HYPPUMP2.SPEED.OUT
	SPARE	AO	1	8	3		1			
	SPARE	AO	1	8	4		1			
	SPARE	AO	1	8	5		1			
	SPARE	AO	1	8	6		1			
	SPARE	AO	1	8	7		1			
	SPARE	AO	1	8	8		1			
11.010	Primary Settling Tank 5 Drive Running	DI	1	1	1	1				DRIVE.STAT1.IN
11.011	Primary Settling Tank 6 Drive Running	DI	1	1	2	1				DRIVE.STAT2.IN
11.014	Primary Settling Tank 5 Drive Overload	DI	1	1	3	1				DRIVE.ALARM1.IN
11.015	Primary Settling Tank 6 Drive Overload	DI	1	1	4	1				DRIVE.ALARM2.IN
11.018	Primary Settling Tank 5 Combustible Gas	DI	1	1	5	1				TANKGAS.ALARM1.IN
11.019	Primary Settling Tank 6 Combustible Gas	DI	1	1	6	1				TANKGAS.ALARM2.IN
11.022	Dome Air Scrubber Fan 5 Running	DI	1	1	7	1				SCRUBBER.STAT1.IN
11.023	Dome Air Scrubber Fan 6 Running	DI	1	1	8	1				SCRUBBER.STAT2.IN
11.026	Low Battery - RTU	DI	1	1	9	1				BATTERY.LOW.IN
11.027	Emergency Call	DI	1	1	10	1				EMERGENCY.ALARM1.IN
11.300	Channel Air Scrubber Fan Running	DI	1	1	11	1				SCRUBBER.STAT3.IN
11.032	Chemical Recirc. Pump 1 Thru Effluent Running	DI	1	1	12	1				CHEMPUMP.STAT1.N
11.033	Chemical Recirc. Pump 2 Thru Effluent Running	DI	1	1	13	1				CHEMPUMP.STAT2.IN
11.096	Primary Scum Pump 1 Running	DI	1	1	14	1				SCUMPUMP.STAT1.IN
11.097	Primary Scum Pump 2 Running	DI	1	1	15	1				SCUMPUMP.STAT2.IN
11.113	Sludge Emergency Transfer Pump 1 Running	DI	1	1	16	1				TRANPUMP.STAT1.IN
11.038	Dome Chemical Recirc. Pump 1 Running	DI	1	2	1	1				DOMEPUMP.STAT1.IN
11.039	Dome Chemical Recirc. Pump 2 Running	DI	1	2	2	1				DOMEPUMP.STAT2.IN
11.041	Dome Chemical Recirc. Pump 4 Running	DI	1	2	3	1				DOMEPUMP.STAT3.IN
11.042	Dome Chemical Recirc. Pump 5 Running	DI	1	2	4	1				DOMEPUMP.STAT4.IN
11.064	Primary Sludge Pump 1 Running	DI	1	2	5	1				SLDGPUMP.STAT1.IN
11.065	Primary Sludge Pump 2 Running	DI	1	2	6	1				SLDGPUMP.STAT2.IN
11.066	Primary Sludge Pump 3 Running	DI	1	2	7	1				SLDGPUMP.STAT3.IN
11.067	Primary Sludge Pump 4 Running	DI	1	2	8	1				SLDGPUMP.STAT4.IN
11.114	Sludge Emergency Transfer Pump 2 Running	DI	1	2	9	1				TRANPUMP.STAT2.IN
11.124	Lower Floor Drain Sump Level High	DI	1	2	10	1				LFDSUMP.ALARM1.IN
11.125	Seal Water Low Pressure	DI	1	2	11	1				SEALWTR.ALARM1.IN
11.126	AC Fail RTU	DI	1	2	12	1				ACFAIL.IN
	SPARE	DI	1	2	13		1			
	SPARE	DI	1	2	14		1			
	SPARE	DI	1	2	15		1			
	SPARE	DI	1	2	16		1			
7.064	AC SURGE PROTECTION FAILURE	DI	1	3	1	1				ACSURGE.FAIL.IN
7.065	RTU NETWORK SWITCH FAILURE	DI	1	3	2	1				RTU.SWITCH.IN
	HYPOCHLORITE FEED SYSTEM PUMP #1 RUN STATUS	DI	1	3	3	1				HYPPUMP1.STAT.IN
	HYPOCHLORITE FEED SYSTEM PUMP #1 AUTO	DI	1	3	4	1				HYPPUMP1.AUTO.IN
	HYPOCHLORITE FEED SYSTEM PUMP #1 HAND	DI	1	3	5	1				HYPPUMP1.HAND.IN
	HYPOCHLORITE FEED SYSTEM PUMP #1 FAULT	DI	1	3	6	1				HYPPUMP1.FAULT.IN
	HYPOCHLORITE FEED SYSTEM PUMP #2 RUN STATUS	DI	1	3	7	1				HYPPUMP2.STAT.IN
	HYPOCHLORITE FEED SYSTEM PUMP #2 AUTO	DI	1	3	8	1				HYPPUMP2.AUTO.IN
	HYPOCHLORITE FEED SYSTEM PUMP #2 HAND	DI	1	3	9	1				HYPPUMP2.HAND.IN
	HYPOCHLORITE FEED SYSTEM PUMP #2 FAULT	DI	1	3	10	1				HYPPUMP2.FAULT.IN
	SPARE	DI	1	3	11		1			
	SPARE	DI	1	3	12		1			
	SPARE	DI	1	3	13		1			
	SPARE	DI	1	3	14		1			
	SPARE	DI	1	3	15		1			
	SPARE	DI	1	3	16		1			

MIAMI-DADE WATER AND SEWER DEPARTMENT  
 NORTH DISTRICT WASTE WATER TREATMENT PLANT  
 INPUT/OUTPUT LIST  
 RTU ND11 PRIMARY SLUDGE PUMPING STATION NO. 2

ITEM	DESCRIPTION	SIG.TYPE	RACK	CARD	POINT	PT. CONN	SPARE	ZERO	SPAN	SIGNAL NAME
11.127	Emergency Bell	DO	1	4	1	1				EMERGNCY.ALARM1.OU
	ZONE 3 AREA 1 GROUP C SPRINKLER SYSTEM	DO	1	4	2	1				ZONEGRPA.3C1.OUT
	ZONE 3 AREA 2 GROUP C SPRINKLER SYSTEM	DO	1	4	3	1				ZONEGRPA.3C2.OUT
	ZONE 3 AREA 3 GROUP C SPRINKLER SYSTEM	DO	1	4	4	1				ZONEGRPA.3C3.OUT
	ZONE 3 AREA 4 GROUP C SPRINKLER SYSTEM	DO	1	4	5	1				ZONEGRPA.3C4.OUT
	ZONE 3 AREA 5 GROUP C SPRINKLER SYSTEM	DO	1	4	6	1				ZONEGRPA.3C5.OUT
	HYPOCHLORITE FEED SYSTEM PUMP #1 START/STOP	DO	1	4	7	1				HYPPUMP1.START.OUT
	HYPOCHLORITE FEED SYSTEM PUMP #2 START/STOP	DO	1	4	8	1				HYPPUMP2.START.OUT
	SPARE	DO	1	4	9		1			
	SPARE	DO	1	4	10		1			
	SPARE	DO	1	4	11		1			
	SPARE	DO	1	4	12		1			
	SPARE	DO	1	4	13		1			
	SPARE	DO	1	4	14		1			
	SPARE	DO	1	4	15		1			
	SPARE	DO	1	4	16		1			
<b>81</b>	<b>TOTAL</b>						<b>40</b>	<b>48</b>		

MIAMI-DADE WATER AND SEWER DEPARTMENT  
 NORTH DISTRICT WASTE WATER TREATMENT PLANT  
 INPUT/OUTPUT LIST  
 RTU ND12 OXYGENATION TANKS 1-4

ITEM	DESCRIPTION	SIG. TYPE	RACK	CARD	POINT	PT. CONN	SPARE	ZERO	SPAN	UNITS	SIGNAL NAME
12.001	Oxygenation Tank 1 Stage 1 Mixer Running	DI	1	1	1	1					MIXER.STAT01.IN
12.002	Oxygenation Tank 1 Stage 2 Mixer Running	DI	1	1	2	1					MIXER.STAT02.IN
12.003	Oxygenation Tank 1 Stage 3 Mixer Running	DI	1	1	3	1					MIXER.STAT03.IN
12.004	Oxygenation Tank 1 Stage 4 Mixer Running	DI	1	1	4	1					MIXER.STAT04.IN
12.005	Oxygenation Tank 2 Stage 1 Mixer Running	DI	1	1	5	1					MIXER.STAT05.IN
12.006	Oxygenation Tank 2 Stage 2 Mixer Running	DI	1	1	6	1					MIXER.STAT06.IN
12.007	Oxygenation Tank 2 Stage 3 Mixer Running	DI	1	1	7	1					MIXER.STAT07.IN
12.008	Oxygenation Tank 2 Stage 4 Mixer Running	DI	1	1	8	1					MIXER.STAT08.IN
12.009	Oxygenation Tank 3 Stage 1 Mixer Running	DI	1	1	9	1					MIXER.STAT09.IN
12.010	Oxygenation Tank 3 Stage 2 Mixer Running	DI	1	1	10	1					MIXER.STAT10.IN
12.011	Oxygenation Tank 3 Stage 3 Mixer Running	DI	1	1	11	1					MIXER.STAT11.IN
12.012	Oxygenation Tank 3 Stage 4 Mixer Running	DI	1	1	12	1					MIXER.STAT12.IN
12.013	Oxygenation Tank 4 Stage 1 Mixer Running	DI	1	1	13	1					MIXER.STAT13.IN
12.014	Oxygenation Tank 4 Stage 2 Mixer Running	DI	1	1	14	1					MIXER.STAT14.IN
12.015	Oxygenation Tank 4 Stage 3 Mixer Running	DI	1	1	15	1					MIXER.STAT15.IN
12.016	Oxygenation Tank 4 Stage 4 Mixer Running	DI	1	1	16	1					MIXER.STAT16.IN
12.033	Purge Blower No. 1 Running	DI	1	2	1	1					PBLOWER.STAT1.IN
12.034	Purge Blower No. 2 Running	DI	1	2	2	1					PBLOWER.STAT2.IN
12.035	Fire Alarm	DI	1	2	3						FIRE.ALARM1.IN
12.045	Purge Blower No. 3 Running	DI	1	2	4	1					PBLOWER.STAT3.IN
12.046	Purge Blower No. 4 Running	DI	1	2	5	1					PBLOWER.STAT4.IN
12.047	Emergency Call	DI	1	2	6	1					EMERGNCY.ALARM1.IN
12.048	LOW BATTERY RTU	DI	1	2	7	1					BATTERY.LOW.IN
12.049	AC FAIL RTU	DI	1	2	8	1					ACFAIL.IN
	SPARE	DI	1	2	9		1				
	SPARE	DI	1	2	10		1				
	SPARE	DI	1	2	11		1				
	SPARE	DI	1	2	12		1				
	SPARE	DI	1	2	13		1				
	SPARE	DI	1	2	14		1				
	SPARE	DI	1	2	15		1				
	SPARE	DI	1	2	16		1				
	AC SURGE PROTECTION FAILURE	DI	1	3	1	1					ACSURGE.FAIL.IN
	RTU NETWORK SWITCH FAILURE	DI	1	3	2	1					RTU.SWITCH.IN
	SPARE	DI	1	3	3		1				
	SPARE	DI	1	3	4		1				
	SPARE	DI	1	3	5		1				
	SPARE	DI	1	3	6		1				
	SPARE	DI	1	3	7		1				
	SPARE	DI	1	3	8		1				
	SPARE	DI	1	3	9		1				
	SPARE	DI	1	3	10		1				
	SPARE	DI	1	3	11		1				
	SPARE	DI	1	3	12		1				
	SPARE	DI	1	3	13		1				
	SPARE	DI	1	3	14		1				
	SPARE	DI	1	3	15		1				
	SPARE	DI	1	3	16		1				
12.050	Emergency Bell	DO	1	4	1	1					EMERGNCY.ALARM1.OUT
	SPARE	DO	1	4	2		1				
	SPARE	DO	1	4	3		1				
	SPARE	DO	1	4	4		1				
	SPARE	DO	1	4	5		1				
	SPARE	DO	1	4	6		1				
	SPARE	DO	1	4	7		1				
	SPARE	DO	1	4	8		1				
	SPARE	DO	1	4	9		1				
	SPARE	DO	1	4	10		1				
	SPARE	DO	1	4	11		1				
	SPARE	DO	1	4	12		1				
	SPARE	DO	1	4	13		1				
	SPARE	DO	1	4	14		1				
	SPARE	DO	1	4	15		1				
	SPARE	DO	1	4	16		1				
	ROOM TEMPERATURE	AI	1	5	1		1	0	150	DEG	ROOM.TEMP.IN
	SPARE	AI	1	5	2		1				
	SPARE	AI	1	5	3		1				
	SPARE	AI	1	5	4		1				
	SPARE	AI	1	5	5		1				
	SPARE	AI	1	5	6		1				
	SPARE	AI	1	5	7		1				
	SPARE	AI	1	5	8		1				
	BLANK	BLANK	1	6							
	BLANK	BLANK	1	7							
	SPARE	AO	1	8	1		1				
	SPARE	AO	1	8	2		1				

MIAMI-DADE WATER AND SEWER DEPARTMENT  
 NORTH DISTRICT WASTE WATER TREATMENT PLANT  
 INPUT/OUTPUT LIST  
 RTU ND12 OXYGENATION TANKS 1-4

ITEM	DESCRIPTION	SIG. TYPE	RACK	CARD	POINT	PT. CONN	SPARE	ZERO	SPAN	UNITS	SIGNAL NAME
	SPARE	AO	1	8	3		1				
	SPARE	AO	1	8	4		1				
	SPARE	AO	1	8	5		1				
	SPARE	AO	1	8	6		1				
	SPARE	AO	1	8	7		1				
	SPARE	AO	1	8	8		1				
56	<b>TOTAL</b>						<b>26</b>	<b>53</b>			



MIAMI-DADE WATER AND SEWER DEPARTMENT  
 NORTH DISTRICT WASTE WATER TREATMENT PLANT  
 INPUT/OUTPUT LIST  
 RTU ND14 SECONDARY CLARIFIER RETURN LUDG PUMP STATION NO. 1

ITEM	DESCRIPTION	SIG. TYPE	RACK	CARD	POINT	PT. CONN	SPARE	ZERO	SPAN	SIGNAL NAME
14.058	Return Sludge Pump 1 Speed Indication	AI	1	5	1	1		0	1000	RSPUMP.RPM1.IN
14.059	Return Sludge Pump 2 Speed Indication	AI	1	5	2	1		0	1000	RSPUMP.RPM2.IN
14.060	Return Sludge Pump 3 Speed Indication	AI	1	5	3	1		0	1000	RSPUMP.RPM3.IN
14.064	Return Sludge Wet Well 1 Level	AI	1	5	4	1		0	15	SCRSPS1.LVL1.IN
14.065	Return Sludge Flow No. 1	AI	1	5	5	1		0	25	SCRSPS1.FLOW1.IN
14.066	Return Sludge Flow No. 2	AI	1	5	6	1		0	25	SCRSPS1.FLOW2.IN
	Waste Activated Pump Speed	AI	1	5	7	1		0	1200	WASPUMP.RPM1.IN
14.081	Waste Activated Sludge Flow No. 1	AI	1	5	8	1		0	600	WAS.FLOW1.IN
14.081	LEL Clarifier 1	AI	1	6	1	1		0	100	LEL.TRANS.IN
	SPARE	AI	1	6	2		1			
	SPARE	AI	1	6	3		1			
	SPARE	AI	1	6	4		1			
	SPARE	AI	1	6	5		1			
	SPARE	AI	1	6	6		1			
	SPARE	AI	1	6	7		1			
	SPARE	AI	1	6	8		1			
	<b>BLANK</b>	<b>BLANK</b>	<b>1</b>	<b>7</b>						
14.055	Return Sludge Pump 1 Speed Control	AO	1	8	1	1		0	1000	RSPUMP.SPD1.OUT
14.056	Return Sludge Pump 2 Speed Control	AO	1	8	2	1		0	1000	RSPUMP.SPD2.OUT
14.057	Return Sludge Pump 3 Speed Control	AO	1	8	3	1		0	1000	RSPUMP.SPD3.OUT
	Waste Activated Pump Speed Control	AO	1	8	4	1		0	1200	WASPUMP.SPD1.OUT
	SPARE	AO	1	8	5		1			
	SPARE	AO	1	8	6		1			
	SPARE	AO	1	8	7		1			
	SPARE	AO	1	8	8		1			
14.001	Secondary Clarifier No. 1 Running	DI	1	1	1	1				CLARIFIR.STAT1.IN
14.002	Secondary Clarifier No. 2 Running	DI	1	1	2	1				CLARIFIR.STAT2.IN
14.003	Secondary Clarifier No. 3 Running	DI	1	1	3	1				CLARIFIR.STAT3.IN
14.004	Secondary Clarifier No. 4 Running	DI	1	1	4	1				CLARIFIR.STAT4.IN
14.005	Secondary Clarifier No. 1 Drive Overload	DI	1	1	5	1				CLARIFIR.ALARM1.IN
14.006	Secondary Clarifier No. 2 Drive Overload	DI	1	1	6	1				CLARIFIR.ALARM2.IN
14.007	Secondary Clarifier No. 3 Drive Overload	DI	1	1	7	1				CLARIFIR.ALARM3.IN
14.008	Secondary Clarifier No. 4 Drive Overload	DI	1	1	8	1				CLARIFIR.ALARM4.IN
14.021	Scrubber Fan No. 1 Running	DI	1	1	9	1				SCRUBBER.STAT01.IN
14.022	Scrubber Fan No. 2 Running	DI	1	1	10	1				SCRUBBER.STAT02.IN
14.023	Scrubber Fan No. 3 Running	DI	1	1	11	1				SCRUBBER.STAT03.IN
14.024	Scrubber Fan No. 4 Running	DI	1	1	12	1				SCRUBBER.STAT04.IN
	Return Sludge Pump 1 Fault	DI	1	1	13	1				SLUDGE1.FAULT.IN
	Return Sludge Pump 2 Fault	DI	1	1	14	1				SLUDGE2.FAULT.IN
	Return Sludge Pump 3 Fault	DI	1	1	15	1				SLUDGE3.FAULT.IN
	SPARE	DI	1	1	16		1			
14.029	Scrubber Water Recirculation Pump 1 Running	DI	1	2	1	1				SCRUBBER.STAT05.IN
14.030	Scrubber Water Recirculation Pump 2 Running	DI	1	2	2	1				SCRUBBER.STAT06.IN
14.031	Scrubber Water Recirculation Pump 3 Running	DI	1	2	3	1				SCRUBBER.STAT07.IN
14.032	Scrubber Water Recirculation Pump 4 Running	DI	1	2	4	1				SCRUBBER.STAT08.IN
14.033	Scrubber Water Recirculation Pump 5 Running	DI	1	2	5	1				SCRUBBER.STAT09.IN
14.034	Scrubber Water Recirculation Pump 6 Running	DI	1	2	6	1				SCRUBBER.STAT10.IN
14.083	Scum Pump 1 Running	DI	1	2	7	1				SCUMPUMP.STAT1.IN
14.084	Scum Pump 2 Running	DI	1	2	8	1				SCUMPUMP.STAT2.IN
14.044	Chemical Tank Mixer Running	DI	1	2	9	1				MIXER.STAT1.IN
14.046	Return Sludge Pump 1 Running	DI	1	2	10	1				RSPUMP.STAT1.IN
14.047	Return Sludge Pump 2 Running	DI	1	2	11	1				RSPUMP.STAT2.IN
14.048	Return Sludge Pump 3 Running	DI	1	2	12	1				RSPUMP.STAT3.IN
14.067	Waste Activated Sludge Pump 1 Running	DI	1	2	13	1				WASPUMP.STAT1.IN
14.068	Waste Activated Sludge Pump 2 Running	DI	1	2	14	1				WASPUMP.STAT2.IN
14.069	High Capacity Waste Activated Sludge Pump Running	DI	1	2	15	1				WASPUMP.STAT3.IN
	SPARE	DI	1	2	16		1			
14.092	Battery Low	DI	1	3	1	1				BATTERY.LOW.IN
14.093	Fire Alarm	DI	1	3	2					FIRE.ALARM1.IN
14.094	Lower Floor Drain Sump Level High	DI	1	3	3	1				LFDSUMP.ALARM1.IN
14.095	Basement Floor Drain Sump Level High	DI	1	3	4	1				BFDSUMP.ALARM1.IN
14.096	Seal Water Pressure Low	DI	1	3	5	1				SEALWTR.ALARM1.IN
14.097	AC Fail RTU	DI	1	3	6	1				ACFAIL.IN
14.098	Emergency Call	DI	1	3	7	1				EMERGNCY.ALARM1.IN
	AC Surge Protection Failure	DI	1	3	8	1				ACSURGE.FAIL.IN
	RTU SWITCH Failure	DI	1	3	9	1				RTU.SWITCH.IN
	SPARE	DI	1	3	10		1			
	SPARE	DI	1	3	11		1			
	SPARE	DI	1	3	12		1			
	SPARE	DI	1	3	13		1			
	SPARE	DI	1	3	14		1			
	SPARE	DI	1	3	15		1			
	SPARE	DI	1	3	16		1			
14.061	Return Sludge Pump 1 Enable Control	DO	1	4	1	1				RSPUMP.ENAB1.OUT
14.062	Return Sludge Pump 2 Enable Control	DO	1	4	2	1				RSPUMP.ENAB2.OUT
14.063	Return Sludge Pump 3 Enable Control	DO	1	4	3	1				RSPUMP.ENAB3.OUT

MIAMI-DADE WATER AND SEWER DEPARTMENT  
 NORTH DISTRICT WASTE WATER TREATMENT PLANT  
 INPUT/OUTPUT LIST  
 RTU ND14 SECONDARY CLARIFIER RETURN LUDG PUMP STATION NO. 1

ITEM	DESCRIPTION	SIG. TYPE	RACK	CARD	POINT	PT. CONN	SPARE	ZERO	SPAN	SIGNAL NAME
14.079	Waste Activated Sludge 3 Enable Control	DO	1	4	4					WASPUMP.ENAB1.OUT
14.099	Emergency Bell	DO	1	4	5	1				EMERGENCY.ALARM1.OUT
	SPARE	DO	1	4	6		1			
	SPARE	DO	1	4	7		1			
	SPARE	DO	1	4	8		1			
	SPARE	DO	1	4	9		1			
	SPARE	DO	1	4	10		1			
	SPARE	DO	1	4	11		1			
	SPARE	DO	1	4	12		1			
	SPARE	DO	1	4	13		1			
	SPARE	DO	1	4	14		1			
	SPARE	DO	1	4	15		1			
	SPARE	DO	1	4	16		1			
<b>81</b>	<b>TOTAL</b>					<b>55</b>	<b>31</b>			

<b>TOTAL CONNECTED</b>	<b>55</b>
<b>PERCENTAGE CONNECTED + SPARES</b>	<b>89%</b>
<b>SPARES</b>	<b>31</b>



MIAMI-DADE WATER AND SEWER DEPARTMENT  
 NORTH DISTRICT WASTE WATER TREATMENT PLANT  
 INPUT/OUTPUT LIST  
 RTU ND15 SECONDARY CLARIFIER RETURN SLUDGE PUMP STATION NO. 2

ITEM	DESCRIPTION	SIG. TYPE	RACK	CARD	POINT	PT. CONN	SPARE	ZERO	SPAN	SIGNAL NAME
15.053	Return Sludge Pump 4 Speed Indicator	AI	1	5	1	1		0	1000	RSPUMP.RPM1.IN
15.054	Return Sludge Pump 5 Speed Indicator	AI	1	5	2	1		0	1000	RSPUMP.RPM2.IN
15.055	Return Sludge Pump 6 Speed Indicator	AI	1	5	3	1		0	1000	RSPUMP.RPM3.IN
15.065	ROOM TEMPERATURE	AI	1	5	4	1		0	150	ROOM.TEMP.IN
15.066	Return Sludge Flow No. 3	AI	1	5	5	1		0	25	SCRSPS2.FLOW1.IN
15.067	Return Sludge Flow No. 4	AI	1	5	6	1		0	600	SCRSPS2.FLOW2.IN
15.085	Waste Activated Sludge Flow No. 2	AI	1	5	7	1		0	200	WAS.FLOW1.IN
	Return Sludge Wetwell 2 Level	AI	1	5	8	1		0	15	SCRSPS2.LVL1.IN
	SPARE	AI	1	6	1		1			
	SPARE	AI	1	6	2		1			
	SPARE	AI	1	6	3		1			
	SPARE	AI	1	6	4		1			
	SPARE	AI	1	6	5		1			
	SPARE	AI	1	6	6		1			
	SPARE	AI	1	6	7		1			
	SPARE	AI	1	6	8		1			
	<b>BLANK</b>	<b>BLANK</b>	<b>1</b>	<b>7</b>						
15.062	Return Sludge Pump 4 Speed Control	AO	1	8	1	1		0	1000	RSPUMP.SPD1.OUT
15.063	Return Sludge Pump 5 Speed Control	AO	1	8	2	1		0	1000	RSPUMP.SPD2.OUT
15.064	Return Sludge Pump 6 Speed Control	AO	1	8	3	1		0	1000	RSPUMP.SPD3.OUT
	SPARE	AO	1	8	4		1			
	SPARE	AO	1	8	5		1			
	SPARE	AO	1	8	6		1			
	SPARE	AO	1	8	7		1			
	SPARE	AO	1	8	8		1			
15.001	Secondary Clarifier No. 5 Running	DI	1	1	1	1				CLARIFIR.STAT1.IN
15.002	Secondary Clarifier No. 6 Running	DI	1	1	2	1				CLARIFIR.STAT2.IN
15.003	Secondary Clarifier No. 7 Running	DI	1	1	3	1				CLARIFIR.STAT3.IN
15.004	Secondary Clarifier No. 8 Running	DI	1	1	4	1				CLARIFIR.STAT4.IN
15.005	Secondary Clarifier No. 5 Drive Overload	DI	1	1	5	1				CLARIFIR.ALARM1.IN
15.006	Secondary Clarifier No. 6 Drive Overload	DI	1	1	6	1				CLARIFIR.ALARM2.IN
15.007	Secondary Clarifier No. 7 Drive Overload	DI	1	1	7	1				CLARIFIR.ALARM3.IN
15.008	Secondary Clarifier No. 8 Drive Overload	DI	1	1	8	1				CLARIFIR.ALARM4.IN
15.022	Scrubber Fan No. 5 Running	DI	1	1	9	1				SCRUBBER.STAT01.IN
15.023	Scrubber Fan No. 6 Running	DI	1	1	10	1				SCRUBBER.STAT02.IN
15.024	Scrubber Fan No. 7 Running	DI	1	1	11	1				SCRUBBER.STAT03.IN
15.025	Scrubber Fan No. 8 Running	DI	1	1	12	1				SCRUBBER.STAT04.IN
	Return Sludge Pump 4 Fault	DI	1	1	13	1				SLUDGE4.FAULT.IN
	Return Sludge Pump 5 Fault	DI	1	1	14	1				SLUDGE5.FAULT.IN
	Return Sludge Pump 6 Fault	DI	1	1	15	1				SLUDGE6.FAULT.IN
	SPARE	DI	1	1	16		1			
15.030	Scrubber Water Recirculation Pump 7 Running	DI	1	2	1	1				SCRUBBER.STAT05.IN
15.031	Scrubber Water Recirculation Pump 8 Running	DI	1	2	2	1				SCRUBBER.STAT06.IN
15.032	Scrubber Water Recirculation Pump 9 Running	DI	1	2	3	1				SCRUBBER.STAT07.IN
15.033	Scrubber Water Recirculation Pump 10 Running	DI	1	2	4	1				SCRUBBER.STAT08.IN
15.034	Scrubber Water Recirculation Pump 11 Running	DI	1	2	5	1				SCRUBBER.STAT09.IN
15.035	Scrubber Water Recirculation Pump 12 Running	DI	1	2	6	1				SCRUBBER.STAT10.IN
15.087	Scum Pump 3 Running	DI	1	2	7	1				SCUMPUMP.STAT1.IN
15.088	Scum Pump 4 Running	DI	1	2	8	1				SCUMPUMP.STAT2.IN
15.045	Chemical Tank Mixer Running	DI	1	2	9	1				MIXER.STAT1.IN
15.047	Return Sludge Pump 4 Running	DI	1	2	10	1				RSPUMP.STAT1.IN
15.048	Return Sludge Pump 5 Running	DI	1	2	11	1				RSPUMP.STAT2.IN
15.049	Return Sludge Pump 6 Running	DI	1	2	12	1				RSPUMP.STAT3.IN
15.068	Waste Sludge Pump 4 Running	DI	1	2	13	1				WSPUMP.STAT1.IN
15.069	Waste Sludge Pump 5 Running	DI	1	2	14	1				WSPUMP.STAT2.IN
15.070	High Capacity Waste Activated Sludge Pump Running	DI	1	2	15	1				WSPUMP.STAT3.IN
	SPARE	DI	1	2	16		1			
15.089	Fire Alarm	DI	1	3	1					FIRE.ALARM1.IN
15.096	Low Battery RTU	DI	1	3	2	1				BATTERY.LOW.IN
15.097	Emergency Call	DI	1	3	3	1				EMERGENCY.ALARM1.IN
15.098	Lower Floor Drain Sump Level High	DI	1	3	4	1				LFDSUMP.ALARM1.IN
15.099	Basement Floor Drain Sump Level High	DI	1	3	5	1				BFDSUMP.ALARM1.IN
15.100	Seal Water Pressure Low	DI	1	3	6	1				SEALWTR.ALARM1.IN
15.101	AC Fail RTU	DI	1	3	7	1				ACFAIL.IN
	AC Surge Protection Failure	DI	1	3	8	1				ACSURGE.FAIL.IN
	FL E-NET SW Failure	DI	1	3	9	1				RTU.SWITCH.IN
	SPARE	DI	1	3	10		1			
	SPARE	DI	1	3	11		1			
	SPARE	DI	1	3	12		1			
	SPARE	DI	1	3	13		1			
	SPARE	DI	1	3	14		1			
	SPARE	DI	1	3	15		1			
	SPARE	DI	1	3	16		1			
15.056	Return Sludge Pump 4 Enable Control	DO	1	4	1	1				RSPUMP.ENAB1.OUT
15.057	Return Sludge Pump 5 Enable Control	DO	1	4	2	1				RSPUMP.ENAB2.OUT
15.058	Return Sludge Pump 6 Enable Control	DO	1	4	3	1				RSPUMP.ENAB3.OUT

MIAMI-DADE WATER AND SEWER DEPARTMENT  
 NORTH DISTRICT WASTE WATER TREATMENT PLANT  
 INPUT/OUTPUT LIST  
 RTU ND15 SECONDARY CLARIFIER RETURN SLUDGE PUMP STATION NO. 2

15.075	Waste Sludge Pump 6 Enable Control	DO	1	4	4					WSPUMP.ENAB1.OUT
15.090	Emergency Bell	DO	1	4	5	1				EMERGENCY.ALARM1.OUT
	Zone 2 Area 1 Group A Sprinkler System	DO	1	4	6	1				ZONEGRPA.2A1.OUT
	POWER SUPPLY/BATTERY TEST	DO	1	4	7	1				BATTERY.TEST.OUT
	Zone 2 Area 2 Group A Sprinkler System	DO	1	4	8	1				ZONEGRPA.2A2.OUT
	SPARE	DO	1	4	9		1			
	SPARE	DO	1	4	10		1			
	SPARE	DO	1	4	11		1			
	SPARE	DO	1	4	12		1			
	SPARE	DO	1	4	13		1			
	SPARE	DO	1	4	14		1			
	SPARE	DO	1	4	15		1			
	SPARE	DO	1	4	16		1			
<b>81</b>	<b>TOTAL</b>						<b>56</b>	<b>30</b>		

<b>TOTAL CONNECTED</b>	<b>56</b>
<b>PERCENTAGE CONNECTED + SPARES</b>	<b>91%</b>
<b>SPARES</b>	<b>30</b>

MIAMI-DADE WATER AND SEWER DEPARTMENT  
NORTH DISTRICT WASTE WATER TREATMENT PLANT  
INPUT/OUTPUT LIST  
RTU ND16 CHLORINE BUILDING FILTER SYSTEM

ITEM	DESCRIPTION	SIG. TYPE	RACK	CARD	POINT	PT. CONN	SPARE	ZERO	SPAN	SIGNAL NAME
18.051	INFLUENT FLOW	AI	2	1	1	1		0	10	INFLUENT.FLOW1.IN
18.053	FLOCCULATION TANK 1 FLOW	AI	2	1	2	1		0	2	FLOCTANK.FLOW1.IN
4.350	FLOCCULATION TANK 1 BYPASS FLOW	AI	2	1	3	1		0	2	FLOCTANK.FLOW4.IN
18.068	FLOCCULATION TANK 1 PH	AI	2	1	4			0	14	FLOCTANK.PH1.IN
18.054	FLOCCULATION TANK 2 FLOW	AI	2	1	5	1		0	2	FLOCTANK.FLOW2.IN
4.360	FLOCCULATION TANK 2 BYPASS FLOW	AI	2	1	6	1		0	2	FLOCTANK.FLOW5.IN
18.069	FLOCCULATION TANK 2 PH	AI	2	1	7			0	14	FLOCTANK.PH2.IN
18.055	FLOCCULATION TANK 3 FLOW	AI	2	1	8	1		0	2	FLOCTANK.FLOW3.IN
4.370	FLOCCULATION TANK 3 BYPASS FLOW	AI	2	2	1	1		0	2	FLOCTANK.FLOW6.IN
18.070	FLOCCULATION TANK 3 PH	AI	2	2	2			0	14	FLOCTANK.PH3.IN
4.320	TURBIDITY ANALYZER	AI	2	2	3	1		0	5	TURBID.NTU1.IN
4.330	SPARE	AI	2	2	4		1			
18.071	BLENDED BOX LEVEL	AI	2	2	5			0	2	BLENDBOX.LVL1.IN
18.084	BACKWASH WATER FLOW	AI	2	2	6	1		0	1	BACKWASH.FLOW1.IN
18.031	NAOH TANK LEVEL	AI	2	2	7	1		0	14	NAOHTANK.LVL1.IN
4.270	NPW SYSTEM CHLORINE RESIDUAL	AI	2	2	8	1		0	5	NPWSYS.CHLOR1.IN
	LEOPOLD AIR FLOW	AI	2	3	1	1		0	750	LEOPOLD_FLOW.IN
	TETRA AIR FLOW	AI	2	3	2	1		0	1000	TETRA_FLOW.IN
18.046	BACKWASH WATER LEVEL NORTH TANK	AI	2	3	3	1		0	11.5	BACKWASH.LVL1.IN
16.101	WET WELL 1 & 2 LEVEL SOUTH TANK	AI	2	3	4	1		0	11.5	WETWELL.LVL1.IN
	LEOPOLD BACKWASH CONTROL VALVE POSITION (FUTURE)	AI	2	3	5			0	100	
	TETRA BACKWASH CONTROL VALVE POSITION (FUTURE)	AI	2	3	6			0	100	
	INFLUENT FLOW CONTROL VALVE POSITION (FUTURE)	AI	2	3	7			0	100	
	NON POT WATER FLOW FIT 126	AI	2	3	8	1		0	8000	NPWSYS.FLOW1.IN
	FIU STORAGE TANK #1	AI	2	4	1	1		0	10	FIUTANK1.LVL1.IN
	FIU STORAGE TANK #2	AI	2	4	2	1		0	10	FIUTANK2.LVL1.IN
	SCREENED EFFLUENT PH	AI	2	4	3	1		0	14	SCREENED.PH.IN
	SCREENED EFFLUENT TURBIDITY	AI	2	4	4	1		0	30	SCREENED.TURB1.IN
	FIU PUMP DISCHARGE HEADER PRESSURE	AI	2	4	5	1		0	100	FIUPUMP.PRES1.IN
	FIU PUMP DISCHARGE FLOW	AI	2	4	6	1		0	5000	FIUPUMP.FLOW1.IN
	FLUSHING WATER FLOW	AI	2	4	7	1		0	6000	FLUSHING.FLOW1.IN
	SPARE	AI	2	4	8		1			
	CHLORINE RESIDUAL #1 FROM OUTFALL STATION	AI	2	5	1	1		0	5	CHLORINE.OUTF1.IN
	SPARE	AI	2	5	2		1			
	REUSE PH	AI	2	5	3	1		0	14	REUSE.PH.IN
	ROOM TEMPERATURE	AI	2	5	4	1		0	150	ROOM.TEMP.IN
	CHLORINE ANALYZER AT CL2 BUILDING	AI	2	2	4	1		0	5	CHLORINE.LVL1.IN
	SPARE	AI	2	5	6		1			
	SPARE	AI	2	5	7		1			
	SPARE	AI	2	5	8		1			
	CHLORINE RESIDUAL #2 FROM OUTFALL STATION	AI	2	6	1	1		0	5	CHLORINE.OUTF2.IN
	SPARE	AI	2	6	2		1			
	SPARE	AI	2	6	3		1			
	SPARE	AI	2	6	4		1			
	SPARE	AI	2	6	5		1			
	SPARE	AI	2	6	6		1			
	SPARE	AI	2	6	7		1			
	SPARE	AI	2	6	8		1			
	<b>BLANK</b>	<b>BLANK</b>	<b>2</b>	<b>7</b>						
	<b>BLANK</b>	<b>BLANK</b>	<b>2</b>	<b>8</b>						
18.052	INFLUENT FLOW VALVE CONTROL	AO	3	1	1	1				INFLUENT.VLV1.OUT
18.059	FLOCCULATION TANK 1 FLOW CONTROL	AO	3	1	2	1				FLOCTANK.GATE1.OUT
18.056	FLOCCULATION TANK 1 BYPASS CONTROL	AO	3	1	3	1				FLOCTANK.GATE4.OUT
18.060	FLOCCULATION TANK 2 FLOW CONTROL	AO	3	1	4	1				FLOCTANK.GATE2.OUT
18.057	FLOCCULATION TANK 2 BYPASS CONTROL	AO	3	1	5	1				FLOCTANK.GATE5.OUT
18.061	FLOCCULATION TANK 3 FLOW CONTROL	AO	3	1	6	1				FLOCTANK.GATE3.OUT
18.058	FLOCCULATION TANK 3 BYPASS CONTROL	AO	3	1	7	1				FLOCTANK.GATE6.OUT
	LEOPOLD BACKWASH FCV CONTROL OUTPUT	AO	3	1	8	1				LEOPOLD.POS1.OUT
	TETRA BACKWASH FCV CONTROL OUTPUT	AO	3	2	1	1				TETRA.POS1.OUT
18.001	POLYMER METERING PUMP 1 CONTROL	AO	3	2	2					POLYMER.SPD1.OUT
18.002	POLYMER METERING PUMP 2 CONTROL	AO	3	2	3					POLYMER.SPD2.OUT
18.003	POLYMER METERING PUMP 3 CONTROL	AO	3	2	4					POLYMER.SPD3.OUT
18.033	CHLORINE USAGE FOR DISINFECTION NORTH TANK	AO	3	2	5	1				CHLORINE.SPD1.OUT
18.034	CHLORINE USAGE FOR SCRUBBING SOUTH TANK	AO	3	2	6	1				CHLORINE.SPD2.OUT
16.928	CAUSTIC METER PUMP 1 CONTROL	AO	3	2	7					CAUSTIC.SPD1.OUT
16.929	CAUSTIC METER PUMP 2 CONTROL	AO	3	2	8					CAUSTIC.SPD2.OUT
16.930	CAUSTIC METER PUMP 3 CONTROL	AO	3	3	1					CAUSTIC.SPD3.OUT
16.931	ALUM/FERRIC METER PUMP 1 CONTROL	AO	3	3	2					ALUMFERR.SPD1.OUT
16.932	ALUM/FERRIC METER PUMP 2 CONTROL	AO	3	3	3					ALUMFERR.SPD2.OUT
16.933	ALUM/FERRIC METER PUMP 3 CONTROL	AO	3	3	4					ALUMFERR.SPD3.OUT
18.072	BLENDED BOX LEVEL CONTROL	AO	3	3	5					BLENDBOX.VLV1.OUT
	COMMON AIR BLOWER VENT VALVE CONTROL	AO	3	3	6	1				BLOWER.POS1.OUT
	SOUTH TANK INFLUENT FLOW CONTROL OUTPUT	AO	3	3	7	1				NPWSYS.POS1.OUT
	AIR BLOWER #1 VENT VALVE CONTROL	AO	3	3	8	1				BLOWERVLV1.CNTRL.OU
	AIR BLOWER #2 VENT VALVE CONTROL	AO	3	4	1	1				BLOWERVLV2.CNTRL.OU
	OCEAN OUTFALL FLOW FROM ND02	AO	3	4	2	1		0	300	OUTFALL1.FLOW1.IN

MIAMI-DADE WATER AND SEWER DEPARTMENT  
 NORTH DISTRICT WASTE WATER TREATMENT PLANT  
 INPUT/OUTPUT LIST  
 RTU ND16 CHLORINE BUILDING FILTER SYSTEM

ITEM	DESCRIPTION	SIG. TYPE	RACK	CARD	POINT	PT. CONN	SPARE	ZERO	SPAN	SIGNAL NAME
	SPARE	AO	3	4	3		1			
	SPARE	AO	3	4	4		1			
	SPARE	AO	3	4	5		1			
	SPARE	AO	3	4	6		1			
	SPARE	AO	3	4	7		1			
	SPARE	AO	3	4	8		1			
	<b>BLANK</b>	<b>BLANK</b>	<b>3</b>	<b>5</b>						
	<b>BLANK</b>	<b>BLANK</b>	<b>3</b>	<b>6</b>						
	<b>BLANK</b>	<b>BLANK</b>	<b>3</b>	<b>7</b>						
	<b>BLANK</b>	<b>BLANK</b>	<b>3</b>	<b>8</b>						
	AC FAIL RTU	DI	1	1	1	1				ACFAIL.IN
18.032	EMERGENCY BELL	DI	1	1	2	1				EMERGENCY.ALARM1.IN
16.911	SEAL WATER PRESSURE LOW	DI	1	1	3	1				SEALWATR.PRESS.IN
16.910	SPARE	DI	1	1	4		1			
	SPARE	DI	1	1	5		1			
	LOW BATTERY RTU	DI	1	1	6	1				BATTERY.LOW.IN
16.913	BACKWASH SEQUENCE 2-3-1	DI	1	1	7					BACKWASH.SEQ2.IN
16.914	BACKWASH SEQUENCE 3-2-1	DI	1	1	8					BACKWASH.SEQ3.IN
16.912	BACKWASH SEQUENCE 1-2-3	DI	1	1	9					BACKWASH.SEQ1.IN
18.083	EXISTING MANHOLE 8 LEVEL	DI	1	1	10	1				MANHOLE8.ALARM1.IN
18.067	EXISTING BACKWASH STORAGE TANK LEVEL HIGH	DI	1	1	11	1				BACKWASH.ALARM3.IN
16.915	EXISTING BACKWASH STORAGE TANK LEVEL LOW	DI	1	1	12	1				BACKWASH.ALARM4.IN
18.065	FLOCCULATION TANK 1 LEVEL HIGH	DI	1	1	13					FLOCTANK.ALARM1.IN
18.066	FLOCCULATION TANK 2 LEVEL HIGH	DI	1	1	14					FLOCTANK.ALARM2.IN
18.077	FLOCCULATION TANK 3 LEVEL HIGH	DI	1	1	15					FLOCTANK.ALARM3.IN
18.047	LEOPOLD START BACKWASH REQUEST	DI	1	1	16	1				LEOPOLD.BWREQ.IN
18.049	TETRA START BACKWASH REQUEST	DI	1	2	1	1				TETRA.BWREQ.IN
18.010	POLYMER METER PUMP 1 STATUS	DI	1	2	2					POLYMER.STAT1.IN
18.011	POLYMER METER PUMP 2 STATUS	DI	1	2	3					POLYMER.STAT2.IN
18.012	POLYMER METER PUMP 3 STATUS	DI	1	2	4					POLYMER.STAT3.IN
16.116	BACKWASH WATER PRESSURE HIGH	DI	1	2	5	1				BACKWASH.ALARM1.IN
16.117	BACKWASH WATER PRESSURE LOW	DI	1	2	6	1				BACKWASH.ALARM2.IN
18.021	NPW SYSTEM PRESSURE LOW	DI	1	2	7	1				NPWSYS.ALARM1.IN
16.909	LEOPOLD FILTER PLC START AIR BLOWER	DI	1	2	8	1				LEOPOLD.CMD.IN
16.908	TETRA FILTER PLC START AIR BLOWER	DI	1	2	9	1				TETRA.CMD.IN
	BACKWASH WATER PRESSURE HIGH	DI	1	2	10	1				BACKWASH.ALARM5.IN
	BACKWASH WATER PRESSURE LOW	DI	1	2	11	1				BACKWASH.ALARM6.IN
16.122	BACKWASH PUMP 1 STATUS	DI	1	2	12	1				BACKWASH.STAT1.IN
16.123	BACKWASH PUMP 2 STATUS	DI	1	2	13	1				BACKWASH.STAT2.IN
16.124	BACKWASH PUMP 3 STATUS	DI	1	2	14	1				BACKWASH.STAT3.IN
16.128	FLASH MIX TANK 1 MIXER STATUS	DI	1	2	15					FLASHMIX.STAT1.IN
16.129	FLASH MIX TANK 2 MIXER STATUS	DI	1	2	16					FLASHMIX.STAT2.IN
16.130	FLASH MIX TANK 3 MIXER STATUS	DI	1	3	1					FLASHMIX.STAT3.IN
16.131	FLOCCULATION TANK 1 MIXER 1 STATUS	DI	1	3	2					FLOCTANK.STAT1.IN
16.132	FLOCCULATION TANK 1 MIXER 2 STATUS	DI	1	3	3					FLOCTANK.STAT2.IN
16.133	FLOCCULATION TANK 2 MIXER 1 STATUS	DI	1	3	4					FLOCTANK.STAT3.IN
16.134	FLOCCULATION TANK 2 MIXER 2 STATUS	DI	1	3	5					FLOCTANK.STAT4.IN
16.135	FLOCCULATION TANK 3 MIXER 1 STATUS	DI	1	3	6					FLOCTANK.STAT5.IN
16.136	FLOCCULATION TANK 3 MIXER 2 STATUS	DI	1	3	7					FLOCTANK.STAT6.IN
16.177	CAUSTIC PUMP 1 STATUS	DI	1	3	8					CAUSTIC.STAT1.IN
16.178	CAUSTIC PUMP 2 STATUS	DI	1	3	9					CAUSTIC.STAT2.IN
16.179	CAUSTIC PUMP 3 STATUS	DI	1	3	10					CAUSTIC.STAT3.IN
16.180	ALUM/FERRIC METER PUMP 1 STATUS	DI	1	3	11					ALUMFERR.STAT1.IN
16.181	ALUM/FERRIC METER PUMP 2 STATUS	DI	1	3	12					ALUMFERR.STAT2.IN
16.182	ALUM/FERRIC METER PUMP 3 STATUS	DI	1	3	13					ALUMFERR.STAT3.IN
	INFLUENT FLOW FCV CONTROL AUTO MODE	DI	1	3	14					INFLUENT.AUTO1.IN
	SOUTH TANK INFLUENT FLOW CONTROL AUTO MODE	DI	1	3	15					NPWSYS.AUTO1.IN
	FLOC TANK #1 LOW LEVEL ALARM	DI	1	3	16					FLOCTANK.ALARM4.IN
	FLOC TANK #2 LOW LEVEL ALARM	DI	1	4	1					FLOCTANK.ALARM5.IN
	FLOC TANK #3 LOW LEVEL ALARM	DI	1	4	2					FLOCTANK.ALARM6.IN
16.901	AIR BLOWER 1 STATUS	DI	1	4	3	1				BLOWER.STAT1.IN
16.902	AIR BLOWER 2 STATUS	DI	1	4	4	1				BLOWER.STAT2.IN
16.903	BACKWASH PUMP 1 AUTO CONTROL	DI	1	4	5	1				BACKWASH.AUTO1.IN
16.904	BACKWASH PUMP 2 AUTO CONTROL	DI	1	4	6	1				BACKWASH.AUTO2.IN
16.905	BACKWASH PUMP 3 AUTO CONTROL	DI	1	4	7	1				BACKWASH.AUTO3.IN
16.906	AIR BLOWER 1 AUTO CONTROL	DI	1	4	8	1				BLOWER.AUTO1.IN
16.907	AIR BLOWER 2 AUTO CONTROL	DI	1	4	9	1				BLOWER.AUTO2.IN
	FIU TANK CONTROL VALVE OPEN	DI	1	4	10	1				FIUTANK.OPEN1.IN
	FIU TANK CONTROL VALVE CLOSE	DI	1	4	11	1				FIUTANK.CLS1.IN
	SPARE	DI	1	4	12		1			
	SPARE	DI	1	4	13		1			
	AC SURGE PROTECTION FAILURE	DI	1	4	14	1				ACSURGE.FAIL.IN
	RTU NETWORK SWITCH FAILURE	DI	1	4	15	1				RTU.SWITCH.IN
	SPARE	DI	1	4	16		1			
	SPARE	DI	1	5	1		1			
	SPARE	DI	1	5	2		1			

MIAMI-DADE WATER AND SEWER DEPARTMENT  
 NORTH DISTRICT WASTE WATER TREATMENT PLANT  
 INPUT/OUTPUT LIST  
 RTU ND16 CHLORINE BUILDING FILTER SYSTEM

ITEM	DESCRIPTION	SIG. TYPE	RACK	CARD	POINT	PT. CONN	SPARE	ZERO	SPAN	SIGNAL NAME
	SPARE	DI	1	5	3		1			
	SPARE	DI	1	5	4		1			
	SPARE	DI	1	5	5		1			
	SPARE	DI	1	5	6		1			
	SPARE	DI	1	5	7		1			
	SPARE	DI	1	5	8		1			
	SPARE	DI	1	5	9		1			
	SPARE	DI	1	5	10		1			
	SPARE	DI	1	5	11		1			
	SPARE	DI	1	5	12		1			
	SPARE	DI	1	5	13		1			
	SPARE	DI	1	5	14		1			
	SPARE	DI	1	5	15		1			
	SPARE	DI	1	5	16		1			
	<b>BLANK</b>	<b>BLANK</b>	<b>1</b>	<b>6</b>						
18.007	POLYMER METER PUMP 1 START	DO	1	7	1	1				POLYMER.STRT1.OUT
18.008	POLYMER METER PUMP 2 START	DO	1	7	2	1				POLYMER.STRT2.OUT
18.009	POLYMER METER PUMP 3 START	DO	1	7	3	1				POLYMER.STRT3.OUT
18.079	TETRA FILTER BACKWASH INHIBIT	DO	1	7	4	1				TETRA.BWLOCK.OUT
18.081	LEOPOLD FILTER BACKWASH INHIBIT	DO	1	7	5	1				LEOPOLD.BWLOCK.OUT
16.916	BACKWASH PUMP 1 START	DO	1	7	6	1				BACKWASH.STRT1.OUT
16.917	BACKWASH PUMP 2 START	DO	1	7	7	1				BACKWASH.STRT2.OUT
16.918	BACKWASH PUMP 3 START	DO	1	7	8	1				BACKWASH.STRT3.OUT
16.919	CAUSTIC PUMP 1 START	DO	1	7	9	1				CAUSTIC.STRT1.OUT
16.920	CAUSTIC PUMP 2 START	DO	1	7	10	1				CAUSTIC.STRT2.OUT
16.921	CAUSTIC PUMP 3 START	DO	1	7	11	1				CAUSTIC.STRT3.OUT
16.922	ALUM/FERRIC METER PUMP 1 START	DO	1	7	12	1				ALUMFERR.STRT1.OUT
16.923	ALUM/FERRIC METER PUMP 2 START	DO	1	7	13	1				ALUMFERR.STRT2.OUT
16.924	ALUM/FERRIC METER PUMP 3 START	DO	1	7	14	1				ALUMFERR.STRT3.OUT
16.925	AIR BLOWER 1 START	DO	1	7	15	1				BLOWER.STRT1.OUT
16.926	AIR BLOWER 2 START	DO	1	7	16	1				BLOWER.STRT2.OUT
16.927	FIU REUSE STORAGE TANK FLOW CONTROL VALVE	DO	1	7	1	1				FIUTANK.VLV1.OUT
	ZONE 1 AREA 1 GROUP C SPRINKLER SYSTEM	DO	1	8	2	1				ZONEGRPA.1C1.OUT
	ZONE 1 AREA 2 GROUP C SPRINKLER SYSTEM	DO	1	8	3	1				ZONEGRPA.1C2.OUT
	SPARE	DO	1	8	4		1			
	SPARE	DO	1	8	5		1			
	SPARE	DO	1	8	6		1			
	SPARE	DO	1	8	7		1			
	SPARE	DO	1	8	8		1			
	SPARE	DO	1	8	9		1			
	SPARE	DI	1	8	10		1			
	SPARE	DI	1	8	11		1			
	SPARE	DI	1	8	12		1			
	SPARE	DI	1	8	13		1			
	SPARE	DI	1	8	14		1			
	SPARE	DI	1	8	15		1			
	SPARE	DI	1	8	16		1			
<b>199</b>	<b>TOTAL</b>					<b>120</b>	<b>65</b>			

MIAMI-DADE WATER AND SEWER DEPARTMENT  
 NORTH DISTRICT WASTE WATER TREATMENT PLANT  
 INPUT/OUTPUT LIST  
 RTU ND17 ADMINISTRATION BUILDING

ITEM	DESCRIPTION	SIG. TYPE	RACK	CARD	POINT	PT. CONN	SPARE	ZERO	SPAN	SIGNAL NAME
	Wind Direction	AI	2	1	1	1		0	360	WIND.DIR1.IN
	Wind Speed	AI	2	1	2	1		0	200	WIND.SPD1.IN
	Water Pressure Potable	AI	2	1	3	1		0	100	EFFLUENT.PRES1.IN
	Effluent PH	AI	2	1	4	1		0	14	EFFLUENT.PH1.IN
	Effluent D.O.	AI	2	1	5	1		0	14	EFFLUENT.DO1.IN
	ChlorineResidual	AI	2	1	6	1		0	5	RESIDUAL.CHLOR3.IN
	<b>SEC. EFFLUENT J-BOX HYPOCHLORITE FEED SYSTEM #1 PUMP SPEED INDICATION</b>	AI	2	1	7	1		0	100	EFFPUMP1.SPEED.IN
	<b>SEC. EFFLUENT J-BOX HYPOCHLORITE FEED SYSTEM #1 FLOW METER</b>	AI	2	1	8	1		0	1200	EFFPUMP1.FLOW.IN
	<b>SEC. EFFLUENT J-BOX HYPOCHLORITE FEED SYSTEM #2 PUMP SPEED INDICATION</b>	AI	2	2	1	1		0	100	EFFPUMP2.SPEED.IN
	<b>SEC. EFFLUENT J-BOX HYPOCHLORITE FEED SYSTEM #2 FLOW METER</b>	AI	2	2	2	1		0	1200	EFFPUMP2.FLOW.IN
	<b>RETURN SLUDGE PUMPING STATION #1 HYPOCHLORITE FEED SYSTEM PUMP SPEED INDICATION</b>	AI	2	2	3	1		0	100	RETPUMP1.SPEED.IN
	<b>RETURN SLUDGE PUMPING STATION #1 HYPOCHLORITE FEED SYSTEM FLOW METER</b>	AI	2	2	4	1		0	120	RETPUMP1.FLOW.IN
	<b>RETURN SLUDGE PUMPING STATION #2 HYPOCHLORITE FEED SYSTEM PUMP SPEED INDICATION</b>	AI	2	2	5	1		0	100	RETPUMP2.SPEED.IN
	<b>RETURN SLUDGE PUMPING STATION #2 HYPOCHLORITE FEED SYSTEM FLOW METER</b>	AI	2	2	6	1		0	120	RETPUMP2.FLOW.IN
	<b>NON-POTABLE HYPOCHLORITE FEED SYSTEM PUMP SPEED INDICATION</b>	AI	2	2	7	1		0	100	NPOTPUMP.SPEED.IN
	<b>NON-POTABLE HYPOCHLORITE FEED SYSTEM FLOW METER</b>	AI	2	2	8	1		0	120	NPOTPUMP.FLOW.IN
	<b>ON-SITE CHLORINE HYPOCHLORITE FEED SYSTEM PUMP SPEED INDICATION</b>	AI	2	3	1	1		0	100	CL2PUMP.SPEED.IN
	<b>ON-SITE CHLORINE HYPOCHLORITE FEED SYSTEM FLOW METER</b>	AI	2	3	2	1		0	120	CL2PUMP.FLOW.IN
	<b>HYPO TANK #1 LEVEL</b>	AI	2	3	3	1		0	10000	LEVEL1.TRANS.IN
	<b>HYPO TANK #2 LEVEL</b>	AI	2	3	4	1		0	10000	LEVEL2.TRANS.IN
	<b>HYPO TANK #3 LEVEL</b>	AI	2	3	5	1		0	10000	LEVEL3.TRANS.IN
	<b>HYPO TANK #4 LEVEL</b>	AI	2	3	6	1		0	10000	LEVEL4.TRANS.IN
	<b>HYPO TANK #5 LEVEL</b>	AI	2	3	7	1		0	10000	LEVEL5.TRANS.IN
	<b>HYPO TANK #6 LEVEL</b>	AI	2	3	8	1		0	10000	LEVEL6.TRANS.IN
	<b>HYPO EAST FILL METER #1 TOTALIZED</b>	AI	2	4	1	1		0	100	EASTFLOW.TRANS.IN
	<b>HYPO WEST FILL METER #2 TOTALIZED</b>	AI	2	4	2	1		0	100	WESTFLOW.TRANS.IN
	<b>METER #1 SIGNAL HYPO LEAK DETECTION</b>	AI	2	4	3	1		0	10	LEAK1.TRANS.IN
	<b>METER #2 SIGNAL HYPO LEAK DETECTION</b>	AI	2	4	4	1		0	10	LEAK2.TRANS.IN
	<b>METER #3 SIGNAL HYPO LEAK DETECTION</b>	AI	2	4	5	1		0	10	LEAK3.TRANS.IN
	<b>METER #4 SIGNAL HYPO LEAK DETECTION</b>	AI	2	4	6	1		0	10	LEAK4.TRANS.IN
	Room Temperature	AI	2	4	7		1	0	150	ROOM.TEMP.IN
	SPARE	AI	2	4	8		1			
	SPARE	AI	2	5	1		1			
	SPARE	AI	2	5	2		1			
	SPARE	AI	2	5	3		1			
	SPARE	AI	2	5	4		1			
	SPARE	AI	2	5	5		1			
	SPARE	AI	2	5	6		1			
	SPARE	AI	2	5	7		1			
	SPARE	AI	2	5	8		1			
	<b>BLANK SLOT 6</b>		<b>2</b>	<b>6</b>						
	<b>BLANK SLOT 7</b>		<b>2</b>	<b>7</b>						
	<b>SEC. EFFLUENT J-BOX HYPOCHLORITE FEED SYSTEM #1 PUMP SPEED CONTROL</b>	AO	2	8	1	1				EFFPUMP1.SPEED.CNTL
	<b>SEC. EFFLUENT J-BOX HYPOCHLORITE FEED SYSTEM #2 PUMP SPEED CONTROL</b>	AO	2	8	2	1				EFFPUMP2.SPEED.CNTL
	<b>RETURN SLUDGE PUMPING STATION #1 HYPOCHLORITE FEED SYSTEM PUMP SPEED CONTROL</b>	AO	2	8	3	1				RETPUMP1.SPEED.CNTL
	<b>RETURN SLUDGE PUMPING STATION #2 HYPOCHLORITE FEED SYSTEM PUMP SPEED CONTROL</b>	AO	2	8	4	1				RETPUMP2.SPEED.CNTL
	<b>NON-POTABLE HYPOCHLORITE FEED SYSTEM SIGNAL WIRING PUMP SPEED CONTROL</b>	AO	2	8	5	1				NPOTPUMP.SPEED.CNTL
	<b>ON-SITE CHLORINE HYPOCHLORITE FEED SYSTEM PUMP SPEED CONTROL</b>	AO	2	8	6	1				CL2PUMP.SPEED.CNTL
	SPARE	AO	2	8	7		1			

MIAMI-DADE WATER AND SEWER DEPARTMENT  
 NORTH DISTRICT WASTE WATER TREATMENT PLANT  
 INPUT/OUTPUT LIST  
 RTU ND17 ADMINISTRATION BUILDING

ITEM	DESCRIPTION	SIG. TYPE	RACK	CARD	POINT	PT. CONN	SPARE	ZERO	SPAN	SIGNAL NAME
	SPARE	AO	2	8	8		1			
52	Rain Gauge	DI	1	1	1	1		PULSE INPUT		RAINGGE.LVL1.IN
50	AC Power Failure RTU	DI	1	1	2	1				ACFAIL.ALARM1.IN
50	Low Battery RTU	DI	1	1	3	1				BATTERY.ALARM1.IN
49	Emergency Call	DI	1	1	4					EMERGENCY.ALARM1.IN
49	Fire Alarm	DI	1	1	5	1				FIRE.ALARM1.IN
	Operator Ack. for Eff. Build. & Switchgear Build. Alarms	DI	1	1	6	1				ALARM.ACK.IN
	Surge Protection Failure	DI	1	1	7	1				ACFAIL.ALARM2.IN
	RTU SWITCH FAILURE	DI	1	1	8	1				RTU.SWITCH.IN
	SEC. EFFLUENT J-BOX HYPOCHLORITE FEED SYSTEM #1 PUMP RUN STATUS	DI	1	1	9	1				EFFPUMP1.STAT.IN
	SEC. EFFLUENT J-BOX HYPOCHLORITE FEED SYSTEM #1 PUMP IN AUTO STATUS	DI	1	1	10	1				EFFPUMP1.AUTO.IN
	SEC. EFFLUENT J-BOX HYPOCHLORITE FEED SYSTEM #1 PUMP IN HAND STATUS	DI	1	1	11	1				EFFPUMP1.HAND.IN
	SEC. EFFLUENT J-BOX HYPOCHLORITE FEED SYSTEM #1 PUMP FAULT STATUS	DI	1	1	12	1				EFFPUMP1.FAULT.IN
	SEC. EFFLUENT J-BOX HYPOCHLORITE FEED SYSTEM #1 PUMP FAULT CLEAR STATUS	DI	1	1	13	1				EFFPUMP1.CLEAR.IN
	SEC. EFFLUENT J-BOX HYPOCHLORITE FEED SYSTEM #2 PUMP RUN STATUS	DI	1	1	14	1				EFFPUMP2.STAT.IN
	SEC. EFFLUENT J-BOX HYPOCHLORITE FEED SYSTEM #2 PUMP IN AUTO STATUS	DI	1	1	15	1				EFFPUMP2.AUTO.IN
	SEC. EFFLUENT J-BOX HYPOCHLORITE FEED SYSTEM #2 PUMP IN HAND STATUS	DI	1	1	16	1				EFFPUMP2.HAND.IN
	SEC. EFFLUENT J-BOX HYPOCHLORITE FEED SYSTEM #2 PUMP FAULT STATUS	DI	1	2	1	1				EFFPUMP2.FAULT.IN
	SEC. EFFLUENT J-BOX HYPOCHLORITE FEED SYSTEM #2 PUMP FAULT CLEAR STATUS	DI	1	2	2	1				EFFPUMP2.CLEAR.IN
	RETURN SLUDGE PUMPING STATION #1 HYPOCHLORITE FEED SYSTEM #1 PUMP RUN STATUS	DI	1	2	3	1				RETPUMP1.STAT.IN
	RETURN SLUDGE PUMPING STATION #1 HYPOCHLORITE FEED SYSTEM #1 PUMP IN AUTO STATUS	DI	1	2	4	1				RETPUMP1.AUTO.IN
	RETURN SLUDGE PUMPING STATION #1 HYPOCHLORITE FEED SYSTEM #1 PUMP IN HAND STATUS	DI	1	2	5	1				RETPUMP1.HAND.IN
	RETURN SLUDGE PUMPING STATION #1 HYPOCHLORITE FEED SYSTEM #1 PUMP FAULT STATUS	DI	1	2	6	1				RETPUMP1.FAULT.IN
	RETURN SLUDGE PUMPING STATION #1 HYPOCHLORITE FEED SYSTEM #1 PUMP FAULT CLEAR STATUS	DI	1	2	7	1				RETPUMP1.CLEAR.IN
	RETURN SLUDGE PUMPING STATION #2 HYPOCHLORITE FEED SYSTEM #1 PUMP RUN STATUS	DI	1	2	8	1				RETPUMP2.STAT.IN
	RETURN SLUDGE PUMPING STATION #2 HYPOCHLORITE FEED SYSTEM #1 PUMP IN AUTO STATUS	DI	1	2	9	1				RETPUMP2.AUTO.IN
	RETURN SLUDGE PUMPING STATION #2 HYPOCHLORITE FEED SYSTEM #1 PUMP IN HAND STATUS	DI	1	2	10	1				RETPUMP2.HAND.IN
	RETURN SLUDGE PUMPING STATION #2 HYPOCHLORITE FEED SYSTEM #1 PUMP FAULT STATUS	DI	1	2	11	1				RETPUMP2.FAULT.IN
	RETURN SLUDGE PUMPING STATION #2 HYPOCHLORITE FEED SYSTEM #1 PUMP FAULT CLEAR STATUS	DI	1	2	12	1				RETPUMP2.CLEAR.IN
	NON-POTABLE HYPOCHLORITE FEED SYSTEM #1 PUMP RUN STATUS	DI	1	2	13	1				NPOTPUMP.STAT.IN
	NON-POTABLE HYPOCHLORITE FEED SYSTEM #1 PUMP IN AUTO STATUS	DI	1	2	14	1				NPOTPUMP.AUTO.IN
	NON-POTABLE HYPOCHLORITE FEED SYSTEM #1 PUMP IN HAND STATUS	DI	1	2	15	1				NPOTPUMP.HAND.IN
	NON-POTABLE HYPOCHLORITE FEED SYSTEM #1 PUMP FAULT STATUS	DI	1	2	16	1				NPOTPUMP.FAULT.IN
	NON-POTABLE HYPOCHLORITE FEED SYSTEM #1 PUMP FAULT CLEAR STATUS	DI	1	3	1	1				NPOTPUMP.CLEAR.IN
	ON-SITE CHLORINE HYPOCHLORITE FEED SYSTEM #1 PUMP RUN STATUS	DI	1	3	2	1				CL2PUMP.STAT.IN
	ON-SITE CHLORINE HYPOCHLORITE FEED SYSTEM #1 PUMP IN AUTO STATUS	DI	1	3	3	1				CL2PUMP.AUTO.IN
	ON-SITE CHLORINE HYPOCHLORITE FEED SYSTEM #1 PUMP IN HAND STATUS	DI	1	3	4	1				CL2PUMP.HAND.IN

MIAMI-DADE WATER AND SEWER DEPARTMENT  
 NORTH DISTRICT WASTE WATER TREATMENT PLANT  
 INPUT/OUTPUT LIST  
 RTU ND17 ADMINISTRATION BUILDING

ITEM	DESCRIPTION	SIG.TYPE	RACK	CARD	POINT	PT. CONN	SPARE	ZERO	SPAN	SIGNAL NAME
	<b>ON-SITE CHLORINE HYPOCHLORITE FEED SYSTEM #1 PUMP FAULT STATUS</b>	DI	1	3	5	1				CL2PUMP.FAULT.IN
	<b>ON-SITE HYPOCHLORITE FEED SYSTEM #1 PUMP FAULT CLEAR STATUS</b>	DI	1	3	6	1				CL2PUMP.CLEAR.IN
	<b>HYPO METERS GENERAL LEAK ALARM SIGNAL</b>	DI	1	3	7	1				LEAK.ALARM.IN
	<b>SUMP PIT HIGH LEVEL</b>	DI	1	3	8	1				SUMP.ALARM.IN
	UPS TROUBLE ALARM	DI	1	3	9		1			TROUBLE.UPS.IN
	UPS ON INVERTER	DI	1	3	10		1			INVERTER.UPS.IN
	SPARE	DI	1	3	11		1			
	SPARE	DI	1	3	12		1			
	SPARE	DI	1	3	13		1			
	SPARE	DI	1	3	14		1			
	SPARE	DI	1	3	15		1			
	SPARE	DI	1	3	16		1			
	<b>BLANK SLOT 4</b>		<b>1</b>	<b>4</b>						
	<b>BLANK SLOT 5</b>		<b>1</b>	<b>5</b>						
49	Zone 2 Area 1 Group B Sprinkler System	DO	1	6	1	1				ZONEGRPA.2B1.CNTL
49	Zone 2 Area 2 Group B Sprinkler System	DO	1	6	2	1				ZONEGRPA.2B2.CNTL
49	Zone 2 Area 3 Group B Sprinkler System	DO	1	6	3	1				ZONEGRPA.2B3.CNTL
	Zone 2 Area 4 Group B Sprinkler System	DO	1	6	4	1				ZONEGRPA.2B4.CNTL
	Zone 2 Area 5 Group B Sprinkler System	DO	1	6	5	1				ZONEGRPA.2B5.CNTL
	Zone 2 Area 6 Group B Sprinkler System	DO	1	6	6	1				ZONEGRPA.2B6.CNTL
	Zone 2 Area 1 Group C Sprinkler System	DO	1	6	7	1				ZONEGRPA.2C1.CNTL
	Zone 2 Area 2 Group C Sprinkler System	DO	1	6	8	1				ZONEGRPA.2C2.CNTL
49	Emergency Bell	DO	1	6	9					EMERGENCY.ALARM1.OUT
49	Fire Alarm Complex	DO	1	6	10					FIRE.ALARM1.OUT
49	Emergency Bell Complex	DO	1	6	11					EMERGENCY.ALARM2.OUT
	Power Failure From Switchgear Building	DO	1	6	12	1				VOLTAGE.ALARM.ND08
	Effluent Building Common Alarm	DO	1	6	13	1				EFFLUENT.BUILD.ALARM
	Common Alarm For Horn/Strobe	DO	1	6	14	1				ANNUC.COMMON.ALARM
	SPARE	DO	1	6	15		1			
	SPARE	DO	1	6	16		1			
	<b>SEC. EFFLUENT J-BOX HYPOCHLORITE FEED SYSTEM #1 PUMP START CONTROL</b>	DO	1	7	1	1				EFFPUMP1.START.CNTL
	<b>SEC. EFFLUENT J-BOX HYPOCHLORITE FEED SYSTEM #2 PUMP START CONTROL</b>	DO	1	7	2	1				EFFPUMP2.START.CNTL
	<b>RETURN SLUDGE PUMPING STATION #1 HYPOCHLORITE FEED SYSTEM PUMP START CONTROL</b>	DO	1	7	3	1				RETPUMP1.START.CNTL
	<b>RETURN SLUDGE PUMPING STATION #2 HYPOCHLORITE FEED SYSTEM PUMP START CONTROL</b>	DO	1	7	4	1				RETPUMP2.START.CNTL
	<b>NON-POTABLE HYPOCHLORITE FEED SYSTEM PUMP START CONTROL</b>	DO	1	7	5	1				NPOTPUMP.START.CNTL
	<b>ON-SITE CHLORINE HYPOCHLORITE FEED SYSTEM PUMP START CONTROL</b>	DO	1	7	6	1				CL2PUMP.START.CNTL
	GRIT BUILD HI HI FLOW ALARM	DO	1	7	7	1				GRITBLDG.FLOW.HHL
	GRIT BUILD HI FLOW ALARM	DO	1	7	8	1				GRITBLDG.FLOW.HL
	JUNCTION BOX LEVEL ALARM(DIALER)	DO	1	7	9	1				JUNCTION.LVL.ALARM
	LOAD SHED ALARM	DO	1	7	10	1				LOAD.SHED.BEEP
	GENERATORS ON-LINE ALARM	DO	1	7	11	1				GENRATOR.ON.LINE
	JUNCTION BOX LEVEL ALARM	DO	1	7	12	1				JUNCTION.LVL.OUT
	SLUDGE 1 LEVEL ALARM	DO	1	7	13	1				SLDGWW.LVL1.OUT
	SLUDGE 2 LEVEL ALARM	DO	1	7	14	1				SLDGWW.LVL2.OUT
	CL2 SENSOR 1 ALARM TANK ROOM	DO	1	7	15	1				CHLORINE.ALARM1.IN
	CL2 SENSOR 2 ALARM EVAP ROOM	DO	1	7	16	1				CHLORINE.ALARM2.IN
	CL2 SENSOR 1 ALARM CONTROL ROOM	DO	1	8	1	1				CHLORINE.ALARM3.IN
	SPARE	DO	1	8	2		1			
	SPARE	DO	1	8	3		1			
	SPARE	DO	1	8	4		1			
	SPARE	DO	1	8	5		1			
	SPARE	DO	1	8	6		1			
	SPARE	DO	1	8	7		1			
	SPARE	DO	1	8	8		1			
	SPARE	DO	1	8	9		1			
	SPARE	DO	1	8	10		1			
	SPARE	DO	1	8	11		1			
	SPARE	DO	1	8	12		1			
	SPARE	DO	1	8	13		1			
	SPARE	DO	1	8	14		1			
	SPARE	DO	1	8	15		1			
	SPARE	DO	1	8	16		1			
	<b>TOTAL</b>					<b>23</b>	<b>109</b>			



MIAMI-DADE WATER AND SEWER DEPARTMENT  
 NORTH DISTRICT WASTE WATER TREATMENT PLANT  
 INPUT/OUTPUT LIST  
 RTU ND18 NEW MAINTENANCE BUILDING

ITEM	DESCRIPTION	SIG. TYPE	RACK	CARD	POINT	PT. CONN	SPARE	ZERO	SPAN	SIGNAL NAME
12.001	FIRE ALARM	DI	1	1	1	1				FIRE.ALRM1.IN
12.002	LOW BATTERY RTU	DI	1	2	7	1				BATTERY.LOW.IN
12.003	AC FAIL RTU	DI	1	2	8	1				ACFAIL.IN
12.004	AC SURGE PROTECTION FAILURE	DI	1	3	1	1				ACSURGE.FAIL.IN
12.005	RTU NETWORK SWITCH FAILURE	DI	1	3	2	1				RTU.SWITCH.IN
12.006	SPARE	DI	1	1	6		1			
12.007	SPARE	DI	1	1	7		1			
12.008	SPARE	DI	1	1	8		1			
12.009	SPARE	DI	1	1	9		1			
12.010	SPARE	DI	1	1	10		1			
12.011	SPARE	DI	1	1	11		1			
12.012	SPARE	DI	1	1	12		1			
12.013	SPARE	DI	1	1	13		1			
12.014	SPARE	DI	1	1	14		1			
12.015	SPARE	DI	1	1	15		1			
12.016	SPARE	DI	1	1	16		1			
12.017	<b>BLANK</b>	<b>BLANK</b>	<b>1</b>	<b>2</b>						
12.018	ZONE 4 AREA 1 GROUP A SPRINKLER SYSTEM	DO	1	3	1	1				ZONEGRPA.4A1.OUT
12.019	ZONE 4 AREA 2 GROUP A SPRINKLER SYSTEM	DO	1	3	2	1				ZONEGRPA.4A2.OUT
12.020	ZONE 4 AREA 3 GROUP A SPRINKLER SYSTEM	DO	1	3	3	1				ZONEGRPA.4A3.OUT
12.021	ZONE 4 AREA 4 GROUP A SPRINKLER SYSTEM	DO	1	3	4	1				ZONEGRPA.4A4.OUT
12.022	ZONE 4 AREA 5 GROUP A SPRINKLER SYSTEM	DO	1	3	5	1				ZONEGRPA.4A5.OUT
12.023	ZONE 4 AREA 6 GROUP A SPRINKLER SYSTEM	DO	1	3	6	1				ZONEGRPA.4A6.OUT
12.024	ZONE 4 AREA 7 GROUP A SPRINKLER SYSTEM	DO	1	3	7	1				ZONEGRPA.4A7.OUT
12.025	SPARE	DO	1	3	8		1			ZONEGRPA.4A7.OUT
12.026	SPARE	DO	1	3	9		1			
12.027	SPARE	DO	1	3	10		1			
12.028	SPARE	DO	1	3	11		1			
12.029	SPARE	DO	1	3	12		1			
12.030	SPARE	DO	1	3	13		1			
12.031	SPARE	DO	1	3	14		1			
12.032	SPARE	DO	1	3	15		1			
12.033	SPARE	DO	1	3	16		1			
12.034	<b>BLANK</b>	<b>BLANK</b>	<b>1</b>	<b>4</b>						
12.035	SPARE	AI	1	5	1		1			
12.036	SPARE	AI	1	5	2		1			
12.037	SPARE	AI	1	5	3		1			
12.038	SPARE	AI	1	5	4		1			
12.039	SPARE	AI	1	5	5		1			
12.040	SPARE	AI	1	5	6		1			
12.041	SPARE	AI	1	5	7		1			
12.042	SPARE	AI	1	5	8		1			
12.043	<b>BLANK</b>	<b>BLANK</b>	<b>1</b>	<b>6</b>						
12.044	SPARE	AO	1	7	1		1			
12.045	SPARE	AO	1	7	2		1			
12.046	SPARE	AO	1	7	3		1			
12.047	SPARE	AO	1	7	4		1			
12.048	SPARE	AO	1	7	5		1			
12.049	SPARE	AO	1	7	6		1			
12.050	SPARE	AO	1	7	7		1			
12.051	SPARE	AO	1	7	8		1			
	<b>BLANK</b>	<b>BLANK</b>	<b>1</b>	<b>8</b>						
51	<b>TOTAL</b>					<b>13</b>	<b>35</b>			

MIAMI-DADE WATER AND SEWER DEPARTMENT  
 NORTH DISTRICT WASTE WATER TREATMENT PLANT  
 INPUT/OUTPUT LIST  
 RTU ND19 SECONDARY CLARIFIER 11 RETURN SLUDGE PUMPT STATION

ITEM	DESCRIPTION	SIG. TYPE	RACK	CARD	POINT	PT. CONN	SPARE	ZERO	SPAN	SIGNAL NAME
19.020	Return Sludge Pump 11A Speed Indicator	AI	1	5	1	1		0	885	RSPUMP.RPM1.IN
19.021	Return Sludge Pump 11B Speed Indicator	AI	1	5	2	1		0	885	RSPUMP.RPM2.IN
19.022	Clarifier 11 Return Sludge Flow (FE 318)	AI	1	5	3	1		0	20	SCRSPS11.FLOW1.IN
	Suspended Solids	AI	1	5	4	1		0	1500	CLARIFIR.SS1.IN
	Sludge Blanket	AI	1	5	5	1		0	20	CLARIFIR.LVL1.IN
	Turbidity	AI	1	5	6	1		0	20	CLARIFIR.TURB1.IN
	Clarifier 11 Weir Lvl	AI	1	5	7	1		0	3	CLARIFIR.LVL2.IN
	Room Temperature	AI	1	5	8	1				ROOM.TEMP.IN
	Spare	AI	1	6	1		1			
	Spare	AI	1	6	2		1			
	Spare	AI	1	6	3		1			
	Spare	AI	1	6	4		1			
	Spare	AI	1	6	5		1			
	Spare	AI	1	6	6		1			
	Spare	AI	1	6	7		1			
	Spare	AI	1	6	8		1			
19.018	Return Sludge Pump 11A Speed Control	AO	1	7	1	1		0	885	RSPUMP.SPD1.OUT
19.019	Return Sludge Pump 11B Speed Control	AO	1	7	2	1		0	885	RSPUMP.SPD2.OUT
	Spare	AO	1	7	3		1			
	Spare	AO	1	7	4		1			
	Spare	AO	1	7	5		1			
	Spare	AO	1	7	6		1			
	Spare	AO	1	7	7		1			
	Spare	AO	1	7	8		1			
	<b>BLANK</b>	<b>BLANK</b>	<b>1</b>	<b>8</b>						
19.001	Secondary Clarifier 11 Running	DI	1	1	1	1				CLARIFIR.STAT1.IN
19.002	Secondary Clarifier 11 Drive Overload	DI	1	1	2	1				CLARIFIR.ALARM1.IN
19.003	RS Pumping Station 11 Supply Fan Running	DI	1	1	3	1				FAN.STAT1.IN
19.005	Secondary Clarifier 11 Combustable Gas Alarm	DI	1	1	4					GAS.ALARM1.IN
19.006	Clarifier 11 Air Supply Fan Running	DI	1	1	5	1				FAN.STAT2.IN
19.008	Return Sludge Pump 11A Running	DI	1	1	6	1				RSPUMP.STAT1.IN
19.009	Return Sludge Pump 11B Running	DI	1	1	7	1				RSPUMP.STAT2.IN
19.023	Clarifier 11 Scum Pump Running	DI	1	1	8	1				SCUMPUMP.STAT1.IN
19.025	Clarifier 11 Scum Transfer Pump Running	DI	1	1	9	1				TRANPUMP.STAT1.IN
19.027	Clarifier 11 Air Lift Scum Pump Blower Running	DI	1	1	10	1				SCUMPUMP.STAT2.IN
19.028	AC Fail	DI	1	1	11	1				RTU.ACFAIL.IN
19.029	Battery Low	DI	1	1	12	1				RTU.BATLOW.IN
19.030	Emergency Call	DI	1	1	13	1				EMERGNCY.ALARM1.IN
19.032	AC Surge Protection Failure	DI	1	1	14	1				RTU.SURGE.IN
	RTU NETWORK SWITCH Failure	DI	1	1	15	1				RTU.SWITCH.IN
	SPARE	DI	1	1	16		1			
	<b>BLANK</b>	<b>BLANK</b>	<b>1</b>	<b>2</b>						
19.016	Return Sludge Pump 11A Enable Control	DO	1	3	1	1				RSPUMP.ENAB1.OUT
19.017	Return Sludge Pump 11B Enable Control	DO	1	3	2	1				RSPUMP.ENAB2.OUT
19.031	Emergency Bell	DO	1	3	3	1				EMERGNCY.ALARM1.OUT
	SPARE	DO	1	3	4		1			
	SPARE	DO	1	3	5		1			
	SPARE	DO	1	3	6		1			
	SPARE	DO	1	3	7		1			
	SPARE	DO	1	3	8		1			
	SPARE	DO	1	3	9		1			
	SPARE	DO	1	3	10		1			
	SPARE	DO	1	3	11		1			
	SPARE	DO	1	3	12		1			
	SPARE	DO	1	3	13		1			
	SPARE	DO	1	3	14		1			
	SPARE	DO	1	3	15		1			
	SPARE	DO	1	3	16		1			
	<b>BLANK</b>	<b>BLANK</b>	<b>1</b>	<b>4</b>						
<b>50</b>	<b>TOTAL</b>						<b>27</b>	<b>28</b>		

TOTAL CONNECTED 27  
 PERCENTAGE CONNECTED + SPARES 98%  
 SPARES 28

MIAMI-DADE WATER AND SEWER DEPARTMENT  
 NORTH DISTRICT WASTE WATER TREATMENT PLANT  
 INPUT/OUTPUT LIST  
 RTU ND20 SECONDARY CLARIFIER 12 RETURN SLUDGE PUMP STATION

ITEM	DESCRIPTION	SIG. TYPE	RACK	CARD	POINT	PT. CONN	ZERO	SPAN	SIGNAL NAME
20.020	Return Sludge Pump 12A Speed Indicator	AI	1	5	1	1	0	885	RSPUMP.RPM1.IN
20.021	Return Sludge Pump 12B Speed Indicator	AI	1	5	2	1	0	885	RSPUMP.RPM2.IN
20.022	Clarifier 12 Return Sludge Flow (FE 328)	AI	1	5	3	1	0	20	SCRSPS12.FLOW1.IN
	Return Sludge Blanket Level Clarifier #12	AI	1	5	4	1	0	20	RETSLDG.LVL2.IN
	Effluent Turbidity	AI	1	5	5	1	0	20	CLARIFIR.TURB2.IN
	Room Temperature	AI	1	5	6	1	0	150	ROOM.TEMP.IN
	SPARE	AI	1	5	7				
	SPARE	AI	1	5	8				
	<b>BLANK</b>	<b>BLANK</b>	<b>1</b>	<b>6</b>					
20.018	Return Sludge Pump 12A Speed Control	AO	1	7	1	1	0	885	RSPUMP.SPD1.OUT
20.019	Return Sludge Pump 12B Speed Control	AO	1	7	2	1	0	885	RSPUMP.SPD2.OUT
	SPARE	AO	1	7	3				
	SPARE	AO	1	7	4				
	SPARE	AO	1	7	5				
	SPARE	AO	1	7	6				
	SPARE	AO	1	7	7				
	SPARE	AO	1	7	8				
	<b>BLANK</b>	<b>BLANK</b>	<b>1</b>	<b>8</b>					
20.001	Secondary Clarifier 12 Running	DI	1	1	1	1			CLARIFIR.STAT1.IN
20.002	Secondary Clarifier 12 Drive Overload	DI	1	1	2	1			CLARIFIR.ALARM1.IN
20.003	RS Pumping Station 12 Supply Fan Running	DI	1	1	3	1			FAN.STAT1.IN
20.005	Secondary Clarifier 12 Combustable Gas Alarm	DI	1	1	4				GAS.ALARM1.IN
20.006	Clarifier 12 Air Supply Fan Running	DI	1	1	5	1			FAN.STAT2.IN
20.008	Return Sludge Pump 12A Running	DI	1	1	6	1			RSPUMP.STAT1.IN
20.009	Return Sludge Pump 12B Running	DI	1	1	7	1			RSPUMP.STAT2.IN
20.023	Clarifier 12 Scum Pump Running	DI	1	1	8	1			SCUMPUMP.STAT1.IN
20.025	Clarifier 12 Scum Transfer Pump Running	DI	1	1	9	1			TRANPUMP.STAT2.IN
20.027	Clarifier 12 Air Lift Scum Pump Blower Running	DI	1	1	10	1			SCUMPUMP.STAT2.IN
20.028	AC Fail - RTU	DI	1	1	11	1			RTU.ACFAIL.IN
20.029	Battery Low	DI	1	1	12	1			RTU.BATLOW.IN
20.031	Emergency Call	DI	1	1	13	1			EMERGENCY.ALARM1.IN
	AC Surge Protection Failure	DI	1	1	15	1			RTU.SURGE.IN
	RTU NETWORK SWITCH FAILURE	DI	1	1	16	1			RTU.SWITCH.IN
	SPARE	DI	1	1	16				
	<b>BLANK</b>	<b>BLANK</b>	<b>1</b>	<b>2</b>					
20.016	Zone 1 Area 1 Group B Sprinkler System	DO	1	3	1	1			ZONEGRPA.1B1.OUT
20.017	Zone 1 Area 2 Group B Sprinkler System	DO	1	3	2	1			ZONEGRPA.1B2.OUT
20.032	Zone 1 Area 3 Group B Sprinkler System	DO	1	3	3	1			ZONEGRPA.1B3.OUT
	Zone 1 Area 4 Group B Sprinkler System	DO	1	3	4	1			ZONEGRPA.1B4.OUT
	Zone 1 Area 5 Group B Sprinkler System	DO	1	3	5	1			ZONEGRPA.1B5.OUT
	SPARE	DO	1	3	6				
	SPARE	DO	1	3	7				
	SPARE	DO	1	3	8				
20.016	Return Sludge Pump 12A Enable Control	DO	1	3	9	1			RSPUMP.ENAB1.OUT
20.017	Return Sludge Pump 12B Enable Control	DO	1	3	10	1			RSPUMP.ENAB2.OUT
20.032	Emergency Bell	DO	1	3	11	1			EMERGENCY.ALARM1.OUT
	SPARE	DO	1	3	12				
	SPARE	DO	1	3	13				
	SPARE	DO	1	3	14				
	SPARE	DO	1	3	15				BATTERY.TEST.OUT
	SPARE	DO	1	3	16				
	<b>BLANK</b>	<b>BLANK</b>	<b>1</b>	<b>4</b>					
51								30	

<b>TOTAL CONNECTED</b>	<b>30</b>
<b>PERCENTAGE CONNECTED + SPARES</b>	<b>98%</b>
<b>SPARES</b>	<b>16</b>

## **Central District Wastewater Treatment Plant I/O List**

MIAMI-DADE WATER AND SEWER DEPARTMENT  
CENTRAL DISTRICT WASTE WATER TREATMENT PLANT  
INPUT/OUTPUT LIST  
RTU CD01 - CHEMICAL BUILDING #2

ITEM	DESCRIPTION	SIG.TYP	RACK	CARD	POINT	PT. CONN.	SPARE	ZERO	SPAN	SIGNAL NAME
1	Reusable Water Meter	AI	2	1	1	1		0	0	REUSE.FLOW.IN
2	Reusable Pressure Transmitter	AI	2	1	2	1		0	0	REUSE.PRES.IN
3	Chlorine Pressure Transmitter	AI	2	1	3	1				CHLORINE.PRES.IN
4	Wind Direction	AI	2	1	4	1		0	360	WIND.DIR.IN
5	SPARE	AI	2	1	5		1			
6	SPARE	AI	2	1	6		1			
7	SPARE	AI	2	1	7		1			
8	SPARE	AI	2	1	8		1			
9	Miami Beach Influent	AI	2	2	1	1		0	100	INFLNT3.FLOW.IN
10	Elevated Tank Water Pressure	AI	2	2	2			0	60	ELEVNTANK.PRES.IN
11	Wind Speed	AI	2	2	3	1		0	100	WIND.SPD.IN
12	Chlorinator # 1 Flow Rate	AI	2	2	4	1				CHLORIN1.FLOW.IN
13	Chlorinator # 2 Flow Rate	AI	2	2	5	1				CHLORIN2.FLOW.IN
14	Chlorinator # 3 Flow Rate	AI	2	2	6	1				CHLORIN3.FLOW.IN
15	Chlorine Residual 1	AI	2	2	7	1		0	5	CHLORINE.RES.IN
16	Chlorine Injection Unit Speed Indication	AI	2	2	8	1				CLINJECT.SPD.IN
17	Reusable Water PH Meter	AI	2	3	1	1		1	13	REUSE.PH.IN
18	Chlorine Cylinder Scale 1 Weight east	AI	2	3	2	1		0	8000	SCALE1.WEIGHT.IN
19	Chlorine Cylinder Scale 2 Weight west	AI	2	3	3	1		0	8000	SCALE2.WEIGHT.IN
20	Room Temperature	AI	2	3	4	1		0	150	ROOM.TEMP.IN
21	Chlorine Sensor #1	AI	2	3	5	1		0	5	CL2LEAK1.TRANS.IN
22	Chlorine Sensor #2	AI	2	3	6	1		0	5	CL2LEAK2.TRANS.IN
23	Chlorine Sensor #3	AI	2	3	7	1		0	5	CL2LEAK3.TRANS.IN
24	Chlorine Sensor #4	AI	2	3	8	1		0	5	CL2LEAK4.TRANS.IN
25	Chlorine Sensor #5	AI	1	4	1	1		0	5	CL2LEAK5.TRANS.IN
26	Chlorine Sensor #6	AI	1	4	2	1		0	5	CL2LEAK6.TRANS.IN
27	Chlorine Sensor #7	AI	1	4	3	1		0	5	CL2LEAK7.TRANS.IN
28	Chlorine Sensor #8	AI	1	4	4	1		0	5	CL2LEAK8.TRANS.IN
29	Chlorine Residual 2	AI	2	4	5		1	0	5	CHLORINE.RES2.IN
30	Spare	AI	2	4	6		1	0	5	CL2LEAK1.TRANS.IN
31	Spare	AI	2	4	7		1	0	5	CL2LEAK2.TRANS.IN
32	Spare	AI	2	4	8		1	0	5	CL2LEAK3.TRANS.IN
33	<b>Blank Slot</b>	<b>Blank</b>	<b>2</b>	<b>5</b>						
34	Total Plant Influent	AO	2	6	1	1		0	400	INFLNT.FLOW.OUT
35	Total Plant Effluent	AO	2	6	2	1		0	400	EFFLNT.FLOW.OUT
36	Chlorinator # 1 Flow Control	AO	2	6	3	1				CHLORIN1.FLOW.OUT
37	Chlorinator # 2 Flow Control	AO	2	6	4	1				CHLORIN2.FLOW.OUT
38	Chlorinator # 3 Flow Control	AO	2	6	5	1				CHLORIN3.FLOW.OUT
39	Chlorine Injection Unit Speed Control	AO	2	6	6	1				CLINJECT.SPD.OUT
40	Plant 1 South Influent(CHART RECORDER)	AO	2	6	7	1		0	100	INFLNT1.FLOW2.OUT
41	Plant 1 North Influent(CHART RECORDER)	AO	2	6	8	1		0	100	INFLNT1.FLOW1.OUT
42	Plant 2 South Influent(CHART RECORDER)	AO	2	7	1	1		0	100	INFLNT2.FLOW2.OUT
43	Plant 2 North Influent(CHART RECORDER)	AO	2	7	2	1		0	100	INFLNT2.FLOW1.OUT
44	Spare	AO	2	7	3		1			
45	Spare	AO	2	7	4		1			
46	Spare	AO	2	7	5		1			
47	Spare	AO	2	7	6		1			
48	Spare	AO	2	7	7		1			
49	Spare	AO	2	7	8		1			
50	<b>Blank Slot</b>	<b>Blank</b>	<b>2</b>	<b>8</b>						
51	Non-Potable Flushing Water Pump #1 Motor	DI	1	1	1	1				NPWPUMP1.STAT.IN
52	Non-Potable Flushing Water Pump #2 Motor	DI	1	1	2	1				NPWPUMP2.STAT.IN
53	Non-Potable Flushing Water Pump #3 Motor	DI	1	1	3	1				NPWPUMP3.STAT.IN
54	Non-Potable Flushing Water Pump #4 Motor	DI	1	1	4	1				NPWPUMP4.STAT.IN
55	CL2 Emergency Shut Off Air Compressor #1 Motor	DI	1	1	5	1				COMPRES1.ALARM.IN
56	CL2 Emergency Shut Off Air Compressor #2 Motor	DI	1	1	6	1				COMPRES2.ALARM.IN
57	Chlorine Alarm	DI	1	1	7	1				CHLORINE.ALARM.IN
58	Rain Gauge	DI	1	1	8	1				RAINGGE.LVL.IN
59	Basement Flooding	DI	1	1	9	1				BASEMENT.ALARM.IN
60	Bar Screen Status at Plant 2 UNOX	DI	1	1	10	1				BARSCREEN.STAT.IN
61	Emergency Call	DI	1	1	11					EMERGENCY.ALARM.IN
62	Fire Alarm	DI	1	1	12					FIRE.ALARM.IN
63	Chlorinator # 1 Status On - Off	DI	1	1	13					CHLORIN1.STAT.IN
64	Chlorinator # 1 Remote Signal Loss	DI	1	1	14	1				CHLORIN1.ALARM.IN
65	Chlorinator # 2 Status On - Off	DI	1	1	15					CHLORIN2.STAT.IN
66	Chlorinator # 2 Remote Signal Loss	DI	1	1	16	1				CHLORIN2.ALARM.IN
67	Chlorinator # 3 Status On - Off	DI	1	2	1					CHLORIN3.STAT.IN
68	Chlorinator # 3 Remote Signal Loss	DI	1	2	2	1				CHLORIN3.ALARM.IN
69	Evaporator # 1 Status On - Off	DI	1	2	3	1				EVAP1.STAT.IN
70	Evaporator # 1 Low Temp.	DI	1	2	4	1				EVAP1.ALARM1.IN
71	Evaporator # 1 High Temp.	DI	1	2	5	1				EVAP1.ALARM2.IN
72	Evaporator # 1 Low Water Level	DI	1	2	6	1				EVAP1.ALARM3.IN
73	Evaporator # 2 Status On - Off	DI	1	2	7	1				EVAP2.STAT.IN
74	Evaporator # 2 Low Temp.	DI	1	2	8	1				EVAP2.ALARM1.IN
75	Evaporator # 2 High Temp.	DI	1	2	9	1				EVAP2.ALARM2.IN
76	Evaporator # 2 Low Water Level	DI	1	2	10	1				EVAP2.ALARM3.IN

MIAMI-DADE WATER AND SEWER DEPARTMENT  
CENTRAL DISTRICT WASTE WATER TREATMENT PLANT  
INPUT/OUTPUT LIST  
RTU CD01 - CHEMICAL BUILDING #2

77	Evaporator # 3 Status On - Off	DI	1	2	11	1			EVAP3.STAT.IN
78	Evaporator # 3 Low Temp.	DI	1	2	12	1			EVAP3.ALARM1.IN
79	Evaporator # 3 High Temp.	DI	1	2	13	1			EVAP3.ALARM2.IN
80	Evaporator # 3 Low Water Level	DI	1	2	14	1			EVAP3.ALARM3.IN
81	Switchover Trouble	DI	1	2	15				SWTCHOVR.ALARM.IN
82	Switchover In Progress - Low Pressure Switch	DI	1	2	16	1			SWTCHOVR.STAT.IN
83	Switchover Valve Bank # 1 Status - Open	DI	1	3	1	1			BANK1.OPEND.IN
84	Switchover Valve Bank # 2 Status - Open	DI	1	3	2	1			BANK2.OPEND.IN
85	Bank # 1 High Pressure	DI	1	3	3	1			BANK1.ALARM.IN
86	Bank # 2 High Pressure	DI	1	3	4	1			BANK2.ALARM.IN
87	Chlorine Sample Pump Status On - Off	DI	1	3	5	1			SAMPLE.STAT.IN
88	Chlorine Sample Pump Call To Run	DI	1	3	6	1			SAMPLE.CNTL.IN
89	Loss Of Sample Flow	DI	1	3	7	1			SAMPLE.ALARM.IN
90	Low Residual Alarm	DI	1	3	8	1			CLANALYZ.ALARM1.IN
91	Chlorine Analyzer High Temperature	DI	1	3	9	1			CLANALYZ.ALARM2.IN
92	Chlorine Injection Unit Status On - Off	DI	1	3	10	1			CLINJECT.STAT.IN
93	Chlorine Injection Unit VFD Trouble	DI	1	3	11				CLINJECT.ALARM1.IN
94	Chlorine Injection Unit Motor Fault	DI	1	3	12	1			CLINJECT.ALARM2.IN
95	Chlorine Injection Unit Panel High Temp.	DI	1	3	13	1			CLINJECT.ALARM3.IN
96	Switchover Valve Bank # 1 Status - Closed	DI	1	3	14	1			BANK1.CLSD.IN
97	Switchover Valve Bank # 2 Status - Closed	DI	1	3	15	1			BANK2.CLSD.IN
98	RTU NETWORK Switch Failure	DI	1	3	16	1			SWITCH_STAT_IN
99	Common Trouble Alarm (From Drager Panel)	DI	1	4	1	1			REGARD.CL2.ALARM
100	Chlorine Alarm Sensor #1 (From Drager Panel)	DI	1	4	2	1			CL2LEAK1.ALARM.IN
101	Chlorine Alarm Sensor #2 (From Drager Panel)	DI	1	4	3	1			CL2LEAK2.ALARM.IN
102	Chlorine Alarm Sensor #3 (From Drager Panel)	DI	1	4	4	1			CL2LEAK3.ALARM.IN
103	Chlorine Alarm Sensor #4 (From Drager Panel)	DI	1	4	5	1			CL2LEAK4.ALARM.IN
104	Chlorine Alarm Sensor #5 (From Drager Panel)	DI	1	4	6	1			CL2LEAK5.ALARM.IN
105	Chlorine Alarm Sensor #6 (From Drager Panel)	DI	1	4	7	1			CL2LEAK6.ALARM.IN
106	Chlorine Alarm Sensor #7 (From Drager Panel)	DI	1	4	8	1			CL2LEAK7.ALARM.IN
107	Chlorine Alarm Sensor #8 (From Drager Panel)	DI	1	4	9	1			CL2LEAK8.ALARM.IN
108	Strainer #1 Running Status	DI	1	4	10	1			STRAINER.STAT1.IN
109	Strainer #1 Valve Status	DI	1	4	11	1			STRAINER.VALVE1.IN
110	Strainer #2 Valve Status	DI	1	4	12	1			STRAINER.VALVE2.IN
111	Strainer #2 Running Status	DI	1	4	13	1			STRAINER.STAT2.IN
112	AC Surge Protection Failure	DI	1	4	14	1			ACSURGE_STAT_IN
113	AC Power Failure RTU	DI	1	4	15	1			ACFAIL_STAT_IN
114	Battery low RTU	DI	1	4	16	1			BATLOW_STAT_IN
115	<b>Blank Slot</b>	<b>Blank</b>	<b>1</b>	<b>5</b>					
116	Switchover Valve Bank # 1 Open	DO	1	6	1	1			BANK1.OPEN.OUT
117	Switchover Valve Bank # 1 Close	DO	1	6	2	1			BANK1.CLOSE.OUT
118	Switchover Valve Bank # 2 Open	DO	1	6	3	1			BANK2.OPEN.OUT
119	Switchover Valve Bank # 2 Close	DO	1	6	4	1			BANK2.CLOSE.OUT
120	Spare	DO	1	6	5		1		#VALUE!
121	Spare	DO	1	6	6		1		#VALUE!
122	Spare	DO	1	6	7		1		#VALUE!
123	Spare	DO	1	6	8		1		#VALUE!
124	Non-Potable Flushing Water Pump #1 Motor Start	DO	1	6	9	1			NPWPUMP1.STRT.OUT
125	Non-Potable Flushing Water Pump #1 Motor Stop	DO	1	6	10	1			NPWPUMP1.STOP.OUT
126	Non-Potable Flushing Water Pump #2 Motor Start	DO	1	6	11	1			NPWPUMP2.STRT.OUT
127	Non-Potable Flushing Water Pump #2 Motor Stop	DO	1	6	12	1			NPWPUMP2.STOP.OUT
128	Non-Potable Flushing Water Pump #3 Motor Start	DO	1	6	13	1			NPWPUMP3.STRT.OUT
129	Non-Potable Flushing Water Pump #3 Motor Stop	DO	1	6	14	1			NPWPUMP3.STOP.OUT
130	Non-Potable Flushing Water Pump #4 Motor Start	DO	1	6	15	1			NPWPUMP4.STRT.OUT
131	Non-Potable Flushing Water Pump #4 Motor Stop	DO	1	6	16	1			NPWPUMP4.STOP.OUT
132	Spare	DO	1	7	1		1		..
133	Spare	DO	1	7	2		1		..
134	Chlorine Injection Unit Start	DO	1	7	3	1			CLINJECT.STRT.OUT
135	Chlorine Injection Unit Stop	DO	1	7	4				CLINJECT.STOP.OUT
136	Chlorine Sample Pump Start	DO	1	7	5				SAMPLE.STRT.OUT
137	Chlorine Sample Pump Stop	DO	1	7	6				SAMPLE.STOP.OUT
138	Spare	DO	1	7	7		1		..
139	Emergency Bell	DO	1	7	8				EMERGNCY.ALARM.OUT
140	Spare	DO	1	7	9		1		
141	Spare	DO	1	7	10		1		
142	Spare	DO	1	7	11		1		..
143	Spare	DO	1	7	12		1		
144	Spare	DO	1	7	13		1		
145	Spare	DO	1	7	14		1		
146	Spare	DO	1	7	15		1		
147	Spare	DO	1	7	16		1		..
148	<b>Blank Slot</b>	<b>Blank</b>	<b>1</b>	<b>8</b>					

TOTAL CONNECTED 103  
PERCENTAGE CONNECTED + SPARES 95%  
SPARES 29

MIAMI-DADE WATER AND SEWER DEPARTMENT  
CENTRAL DISTRICT WASTE WATER TREATMENT PLANT  
INPUT/OUTPUT LIST  
RTU CD02 - PLANT 2 RETURN SLUDGE STATION 1-2-3-4-5

ITEM	DESCRIPTION	SIG.TYP	RACK	CARD	POINT	PT. CONN.	SPARE	ZERO	SPAN	SIGNAL NAME
1	Tank 1 Sludge Meter	AI	2	3	1	1				T01SLUDG.FLOW.IN
2	Tank 2 Sludge Meter	AI	2	3	2	1				T02SLUDG.FLOW.IN
3	Total Sludge Meter	AI	2	3	3	1				TOTSLUDG.FLOW.IN
4	Tank 3 Sludge Meter	AI	2	3	4	1				T03SLUDG.FLOW.IN
5	Tank 4 Sludge Meter	AI	2	3	5	1				T04SLUDG.FLOW.IN
6	Tank 5 Sludge Meter	AI	2	3	6	1				T05SLUDG.FLOW.IN
7	Tank 6 Sludge Meter	AI	2	3	7	1				T06SLUDG.FLOW.IN
8	Tank 7 Sludge Meter	AI	2	3	8	1				T07SLUDG.FLOW.IN
9	Tank 8 Sludge Meter	AI	2	4	1	1				T08SLUDG.FLOW.IN
10	Tank 9 Sludge Meter	AI	2	4	2	1				T09SLUDG.FLOW.IN
11	Tank 10 Sludge Meter	AI	2	4	3	1				T10SLUDG.FLOW.IN
12	Total Suspended Solids Meter	AI	2	4	4	1		0	5000	TSS.TRANS.IN
13	Sludge Blanket Level 1A	AI	2	4	5	1		0	15.000	LEVEL1A.TRANS.IN
14	Sludge Blanket Level 1C	AI	2	4	6	1		0	15.000	LEVEL1C.TRANS.IN
15	Sludge Blanket Level 2A	AI	2	4	7	1		0	15.000	LEVEL2A.TRANS.IN
16	Sludge Blanket Level 2C	AI	2	4	8	1		0	15.000	LEVEL2C.TRANS.IN
17	Sludge Blanket Level 3A	AI	2	5	1	1		0	15.000	LEVEL3A.TRANS.IN
18	Sludge Blanket Level 3C	AI	2	5	2	1		0	15.000	LEVEL3C.TRANS.IN
19	Sludge Blanket Level 4A	AI	2	5	3	1		0	15.000	LEVEL4A.TRANS.IN
20	Sludge Blanket Level 4C	AI	2	5	4	1		0	15.000	LEVEL4C.TRANS.IN
21	Sludge Blanket Level 5A	AI	2	5	5	1		0	15.000	LEVEL5A.TRANS.IN
22	Sludge Blanket Level 5C	AI	2	5	6	1		0	15.000	LEVEL5C.TRANS.IN
23	Spare	AI	2	5	7		1			Spare
24	Spare	AI	2	5	8		1			Spare
25	Spare	AI	2	6	1		1			Spare
26	Spare	AI	2	6	2		1			Spare
27	Spare	AI	2	6	3		1			Spare
28	Spare	AI	2	6	4		1			Spare
29	Spare	AI	2	6	5		1			Spare
30	Spare	AI	2	6	6		1			Spare
31	Spare	AI	2	6	7		1			Spare
32	Spare	AI	2	6	8		1			Spare
33	Spare	AO	2	7	1		1			Spare
34	Spare	AO	2	7	2		1			Spare
35	Spare	AO	2	7	3		1			Spare
36	Spare	AO	2	7	4		1			Spare
37	Spare	AO	2	8	1		1			Spare
38	Spare	AO	2	8	2		1			Spare
39	Spare	AO	2	8	3		1			Spare
40	Spare	AO	2	8	4		1			Spare
37	Station #1: Return Sludge Pump #1 Motor	DI	1	1	1	1				S1RSP01.STAT.IN
38	Station #1: Return Sludge Pump #2 Motor	DI	1	1	2	1				S1RSP02.STAT.IN
39	Station #1: Return Sludge Pump #3 Motor	DI	1	1	3	1				S1RSP03.STAT.IN
40	Station #1: Return Sludge Pump #4 Motor	DI	1	1	4	1				S1RSP04.STAT.IN
41	Station #2: Return Sludge Pump #1 Motor	DI	1	1	5	1				S2RSP01.STAT.IN
42	Station #2: Return Sludge Pump #2 Motor	DI	1	1	6	1				S2RSP02.STAT.IN
43	Station #2: Return Sludge Pump #3 Motor	DI	1	1	7	1				S2RSP03.STAT.IN
44	Station #2: Return Sludge Pump #4 Motor	DI	1	1	8	1				S2RSP04.STAT.IN
45	Station #3: Return Sludge Pump #1 Motor	DI	1	1	9	1				S3RSP01.STAT.IN
46	Station #3: Return Sludge Pump #2 Motor	DI	1	1	10	1				S3RSP02.STAT.IN
47	Station #3: Return Sludge Pump #3 Motor	DI	1	1	11	1				S3RSP03.STAT.IN
48	Station #3: Return Sludge Pump #4 Motor	DI	1	1	12	1				S3RSP04.STAT.IN
49	Station #4: Return Sludge Pump #1 Motor	DI	1	1	13	1				S4RSP01.STAT.IN
50	Station #4: Return Sludge Pump #2 Motor	DI	1	1	14	1				S4RSP02.STAT.IN
51	Station #4: Return Sludge Pump #3 Motor	DI	1	1	15	1				S4RSP03.STAT.IN
52	Station #4: Return Sludge Pump #4 Motor	DI	1	1	16	1				S4RSP04.STAT.IN
53	Station #5: Return Sludge Pump #1 Motor	DI	1	2	1	1				S5RSP01.STAT.IN
54	Station #5: Return Sludge Pump #2 Motor	DI	1	2	2	1				S5RSP02.STAT.IN
55	Station #5: Return Sludge Pump #3 Motor	DI	1	2	3	1				S5RSP03.STAT.IN
56	Station #5: Return Sludge Pump #4 Motor	DI	1	2	4	1				S5RSP04.STAT.IN
57	Final Setting Tank 1 Scum Bar Screen #1 Motor	DI	1	2	5	1				FST1SB1.STAT.IN
58	Final Setting Tank 10 Scum Bar Screen #1 Motor	DI	1	2	6	1				FST10SB1.STAT.IN
59	Pass A Longitud.Collect. Mt.1	DI	1	2	7	1				PALCM01.STAT.IN
60	Pass A Longitud.Collect. Mt.2	DI	1	2	8	1				PALCM02.STAT.IN
61	Pass A Longitud.Collect. Mt.3	DI	1	2	9	1				PALCM03.STAT.IN
62	Pass A Longitud.Collect. Mt.4	DI	1	2	10	1				PALCM04.STAT.IN
63	Pass A Longitud.Collect. Mt.5	DI	1	2	11	1				PALCM05.STAT.IN
64	Pass A Longitud.Collect. Mt.6	DI	1	2	12	1				PALCM06.STAT.IN
65	Pass A Longitud.Collect. Mt.7	DI	1	2	13	1				PALCM07.STAT.IN
66	Pass A Longitud.Collect. Mt.8	DI	1	2	14	1				PALCM08.STAT.IN
67	Pass A Longitud.Collect. Mt.9	DI	1	2	15	1				PALCM09.STAT.IN
68	Pass A Longitud.Collect. Mt.10	DI	1	2	16	1				PALCM10.STAT.IN
69	Pass B Longitud.Collect. Mt.1	DI	1	3	1	1				PBLCM01.STAT.IN
70	Pass B Longitud.Collect. Mt.2	DI	1	3	2	1				PBLCM02.STAT.IN
71	Pass B Longitud.Collect. Mt.3	DI	1	3	3	1				PBLCM03.STAT.IN
72	Pass B Longitud.Collect. Mt.4	DI	1	3	4	1				PBLCM04.STAT.IN

MIAMI-DADE WATER AND SEWER DEPARTMENT  
CENTRAL DISTRICT WASTE WATER TREATMENT PLANT  
INPUT/OUTPUT LIST  
RTU CD02 - PLANT 2 RETURN SLUDGE STATION 1-2-3-4-5

ITEM	DESCRIPTION	SIG.TYP	RACK	CARD	POINT	PT. CONN.	SPARE	ZERO	SPAN	SIGNAL NAME
73	Pass B Longitud.Collect. Mt.5	DI	1	3	5	1				PBLCM05.STAT.IN
74	Pass B Longitud.Collect. Mt.6	DI	1	3	6	1				PBLCM06.STAT.IN
75	Pass B Longitud.Collect. Mt.7	DI	1	3	7	1				PBLCM07.STAT.IN
76	Pass B Longitud.Collect. Mt.8	DI	1	3	8	1				PBLCM08.STAT.IN
77	Pass B Longitud.Collect. Mt.9	DI	1	3	9	1				PBLCM09.STAT.IN
78	Pass B Longitud.Collect. Mt.10	DI	1	3	10	1				PBLCM10.STAT.IN
79	Pass C Longitud.Collect. Mt.1	DI	1	3	11					PCLCM01.STAT.IN
80	Pass C Longitud.Collect. Mt.2	DI	1	3	12					PCLCM02.STAT.IN
81	Pass C Longitud.Collect. Mt.3	DI	1	3	13					PCLCM03.STAT.IN
82	Pass C Longitud.Collect. Mt.4	DI	1	3	14					PCLCM04.STAT.IN
83	Pass C Longitud.Collect. Mt.5	DI	1	3	15					PCLCM05.STAT.IN
84	Pass C Longitud.Collect. Mt.6	DI	1	3	16					PCLCM06.STAT.IN
85	Pass C Longitud.Collect. Mt.7	DI	1	4	1					PCLCM07.STAT.IN
86	Pass C Longitud.Collect. Mt.8	DI	1	4	2					PCLCM08.STAT.IN
87	Pass C Longitud.Collect. Mt.9	DI	1	4	3					PCLCM09.STAT.IN
88	Pass C Longitud.Collect. Mt.10	DI	1	4	4					PCLCM10.STAT.IN
89	Cross Collector Motor 1	DI	1	4	5	1				CCM1.STAT.IN
90	Cross Collector Motor 2	DI	1	4	6	1				CCM2.STAT.IN
91	Cross Collector Motor 3	DI	1	4	7	1				CCM3.STAT.IN
92	Cross Collector Motor 4	DI	1	4	8	1				CCM4.STAT.IN
93	Cross Collector Motor 5	DI	1	4	9	1				CCM5.STAT.IN
94	Cross Collector Motor 6	DI	1	4	10	1				CCM6.STAT.IN
95	Cross Collector Motor 7	DI	1	4	11	1				CCM7.STAT.IN
96	Cross Collector Motor 8	DI	1	4	12	1				CCM8.STAT.IN
97	Cross Collector Motor 9	DI	1	4	13	1				CCM9.STAT.IN
98	Cross Collector Motor 10	DI	1	4	14	1				CCM10.STAT.IN
99	RTU Low Battery	DI	1	4	15					RTU.ALARM1.IN
100	RTU AC Fail	DI	1	4	16					RTU.ALARM2.IN
101	Emergency Call	DI	1	5	1					EMERGNNCY.ALARM.IN
102	Fire Alarm	DI	1	5	2					FIRE.ALARM.IN
103	Basement Flood Building 1	DI	1	5	3	1				BSEMNT01.ALARM.IN
104	Basement Flood Building 2	DI	1	5	4	1				BSEMNT02.ALARM.IN
105	Basement Flood Building 3	DI	1	5	5	1				BSEMNT03.ALARM.IN
106	Basement Flood Building 4	DI	1	5	6	1				BSEMNT04.ALARM.IN
107	Basement Flood Building 5	DI	1	5	7	1				BSEMNT05.ALARM.IN
108	Station 1 Final Set. Tank 1 Scum Pump 1 Motor	DI	1	5	8	1				S1T01S01.STAT.IN
109	Station 1 Final Set. Tank 1 Scum Pump 2 Motor	DI	1	5	9	1				S1T01S02.STAT.IN
110	Station 1 Seal Water Pump Motor	DI	1	5	10	1				S1SWPM.STAT.IN
111	Station 2 Seal Water Pump Motor	DI	1	5	11	1				S2SWPM.STAT.IN
112	Station 3 Seal Water Pump Motor	DI	1	5	12	1				S3SWPM.STAT.IN
113	Station 3 Blower 1 Motor	DI	1	5	13	1				S3B1M.STAT.IN
114	Station 3 Blower 2 Motor	DI	1	5	14	1				S3B2M.STAT.IN
115	Station 4 Seal Water Pump Motor	DI	1	5	15	1				S4SWPM.STAT.IN
116	Station 5. Final Set. Tank 10 Scum Pump 1 Motor	DI	1	5	16	1				S5T10SP01.STAT.IN
117	Station 5. Final Set. Tank 10 Scum Pump 2 Motor	DI	1	6	1	1				S5T10SP02.STAT.IN
118	water pump stat	DI	1	6	2					S5SWPM.STAT.IN
119	RTU AC Surge	DI	1	6	3	1				RTU.SURGE.IN
120	Spare	DI	1	6	4		1			Spare
121	Spare	DI	1	6	5		1			Spare
122	Spare	DI	1	6	6		1			Spare
123	Spare	DI	1	6	7		1			Spare
124	Spare	DI	1	6	8		1			Spare
125	Spare	DI	1	6	9		1			
126	Spare	DI	1	6	10		1			
127	Spare	DI	1	6	11		1			
128	Spare	DI	1	6	12		1			
129	Spare	DI	1	6	13		1			
130	Spare	DI	1	6	14		1			
131	Spare	DI	1	6	15		1			
132	RTU NETWORK SWITCH FAILURE	DI	1	6	16		1			
133	Station #1: Return Sludge Pump #1 Motor Start	DO	1	7	1					S1RSP01.STAT.OUT
134	Station #1: Return Sludge Pump #1 Motor Stop	DO	1	7	2					S1RSP01.STAT.OUT
135	Station #1: Return Sludge Pump #2 Motor Start	DO	1	7	3					S1RSP02.STAT.OUT
136	Station #1: Return Sludge Pump #2 Motor Stop	DO	1	7	4					S1RSP02.STAT.OUT
137	Station #1: Return Sludge Pump #3 Motor Start	DO	1	7	5					S1RSP03.STAT.OUT
138	Station #1: Return Sludge Pump #3 Motor Stop	DO	1	7	6					S1RSP03.STAT.OUT
139	Station #1: Return Sludge Pump #4 Motor Start	DO	1	7	7					S1RSP04.STAT.OUT
140	Station #1: Return Sludge Pump #4 Motor Stop	DO	1	7	8					S1RSP04.STAT.OUT
141	Station #2: Return Sludge Pump #1 Motor Start	DO	1	7	9					S2RSP01.STAT.OUT
142	Station #2: Return Sludge Pump #1 Motor Stop	DO	1	7	10					S2RSP01.STAT.OUT
143	Station #2: Return Sludge Pump #2 Motor Start	DO	1	7	11					S2RSP02.STAT.OUT
144	Station #2: Return Sludge Pump #2 Motor Stop	DO	1	7	12					S2RSP02.STAT.OUT
145	Station #2:Return Sludge Pump #3 Motor Start	DO	1	7	13					S2RSP03.STAT.OUT
146	Station #2:Return Sludge Pump #3 Motor Stop	DO	1	7	14					S2RSP03.STAT.OUT
147	Station #2:Return Sludge Pump #4 Motor Start	DO	1	7	15					S2RSP04.STAT.OUT
148	Station #2:Return Sludge Pump #4 Motor Stop	DO	1	7	16					S2RSP04.STAT.OUT



MIAMI-DADE WATER AND SEWER DEPARTMENT  
CENTRAL DISTRICT WASTE WATER TREATMENT PLANT  
INPUT/OUTPUT LIST  
RTU CD02 - PLANT 2 RETURN SLUDGE STATION 1-2-3-4-5

ITEM	DESCRIPTION	SIG.TYP	RACK	CARD	POINT	PT. CONN.	SPARE	ZERO	SPAN	SIGNAL NAME
149	Station #3: Return Sludge Pump #1 Motor Start	DO	1	8	1					S3RSP01.STAT.OUT
150	Station #3: Return Sludge Pump #1 Motor Stop	DO	1	8	2					S3RSP01.STAT.OUT
151	Station #3: Return Sludge Pump #2 Motor Start	DO	1	8	3					S3RSP02.STAT.OUT
152	Station #3: Return Sludge Pump #2 Motor Stop	DO	1	8	4					S3RSP02.STAT.OUT
153	Station #3: Return Sludge Pump #3 Motor Start	DO	1	8	5					S3RSP03.STAT.OUT
154	Station #3: Return Sludge Pump #3 Motor Stop	DO	1	8	6					S3RSP03.STAT.OUT
155	Station #3: Return Sludge Pump #4 Motor Start	DO	1	8	7					S3RSP04.STAT.OUT
156	Station #3: Return Sludge Pump #4 Motor Stop	DO	1	8	8					S3RSP04.STAT.OUT
157	Station #4: Return Sludge Pump #1 Motor Start	DO	1	8	9					S4RSP01.STAT.OUT
158	Station #4: Return Sludge Pump #1 Motor Stop	DO	1	8	10					S4RSP01.STAT.OUT
159	Station #4: Return Sludge Pump #2 Motor Start	DO	1	8	11					S4RSP02.STAT.OUT
160	Station #4: Return Sludge Pump #2 Motor Stop	DO	1	8	12					S4RSP02.STAT.OUT
161	Station #4: Return Sludge Pump #3 Motor Start	DO	1	8	13					S4RSP03.STAT.OUT
162	Station #4: Return Sludge Pump #3 Motor Stop	DO	1	8	14					S4RSP03.STAT.OUT
163	Station #4: Return Sludge Pump #4 Motor Start	DO	1	8	15					S4RSP04.STAT.OUT
164	Station #4: Return Sludge Pump #4 Motor Stop	DO	1	8	16					S4RSP04.STAT.OUT
165	Station #5: Return Sludge Pump #1 Motor Start	DO	2	1	1					S5RSP01.STAT.OUT
166	Station #5: Return Sludge Pump #1 Motor Stop	DO	2	1	2					S5RSP01.STAT.OUT
167	Station #5: Return Sludge Pump #2 Motor Start	DO	2	1	3					S5RSP02.STAT.OUT
168	Station #5: Return Sludge Pump #2 Motor Stop	DO	2	1	4					S5RSP02.STAT.OUT
169	Station #5: Return Sludge Pump #3 Motor Start	DO	2	1	5					S5RSP03.STAT.OUT
170	Station #5: Return Sludge Pump #3 Motor Stop	DO	2	1	6					S5RSP03.STAT.OUT
171	Station #5: Return Sludge Pump #4 Motor Start	DO	2	1	7					S5RSP04.STAT.OUT
172	Station #5: Return Sludge Pump #4 Motor Stop	DO	2	1	8					S5RSP04.STAT.OUT
173	Final Setting Tank 1 Scum Bar Screen #1 Motor Start	DO	2	1	9					FST01SB1.STAT.OUT
174	Final Setting Tank 1 Scum Bar Screen #1 Motor Stop	DO	2	1	10					FST01SB1.STAT.OUT
175	Final Setting Tank 10 Scum Bar Screen #1 Motor Start	DO	2	1	11					FST10SB1.STAT.OUT
176	Final Setting Tank 10 Scum Bar Screen #1 Motor Stop	DO	2	1	12					FST10SB1.STAT.OUT
177	Emergency Bell	DO	2	1	13					EMERGNCY.ALRM.OU
178	RTU Battery Test	DO	2	1	14					RTU.BTEST.OUT
179	Spare	DO	2	1	15		1			Spare
180	Spare	DO	2	1	16		1			Spare
181	Spare	DO	2	2	1		1			Spare
182	Spare	DO	2	2	2		1			Spare
183	Spare	DO	2	2	3		1			Spare
184	Spare	DO	2	2	4		1			Spare
185	Spare	DO	2	2	5		1			Spare
186	Spare	DO	2	2	6		1			Spare
187	Spare	DO	2	2	7		1			Spare
188	Spare	DO	2	2	8		1			Spare
189	Spare	DO	2	2	9		1			Spare
190	Spare	DO	2	2	10		1			Spare
191	Spare	DO	2	2	11		1			Spare
192	Spare	DO	2	2	12		1			Spare
193	Spare	DO	2	2	13		1			Spare

MIAMI-DADE WATER AND SEWER DEPARTMENT  
CENTRAL DISTRICT WASTE WATER TREATMENT PLANT  
INPUT/OUTPUT LIST  
RTU CD02-NEW PLANT 2 RETURN SLUDGE 1

ITEM	DESCRIPTION	SIG. TYPE	RACK	CARD	POINT	ZERO	SPAN	SIGNAL NAME
1	Tank 1 Sludge Meter	8-AI	2	3	1	0	3500	T01SLUDG_FLOW_I
2	Tank 2 Sludge Meter	8-AI	2	3	2	0	3500	T02SLUDG_FLOW_I
3								
4	Total Sludge Meter	8-AI	2	3	3	0	48000	TOTSLUDG_FLOW_I
5	Tank 3 Sludge Meter	8-AI	2	3	4	0	3500	T03SLUDG_FLOW_I
6								
7	Tank 4 Sludge Meter	8-AI	2	3	5	0	3500	T04SLUDG_FLOW_I
8	Tank 5 Sludge Meter	8-AI	2	3	6	0	3500	T05SLUDG_FLOW_I
9								
10	Tank 6 Sludge Meter	8-AI	2	3	7	0	3500	T06SLUDG_FLOW_I
11	Tank 7 Sludge Meter	8-AI	2	3	8	0	3500	T07SLUDG_FLOW_I
12								
13	Tank 8 Sludge Meter	8-AI	2	4	1	0	3500	T08SLUDG_FLOW_I
14	Tank 9 Sludge Meter	8-AI	2	4	2	0	3500	T09SLUDG_FLOW_I
15								
16	Tank 10 Sludge Meter	8-AI	2	4	3	0	3500	T10SLUDG_FLOW_I
17	SPARE-AI	8-AI	2	4	4			
18								
19	SPARE-AI	8-AI	2	4	5			
20	SPARE-AI	8-AI	2	4	6			
21								
22	SPARE-AI	8-AI	2	4	7			
23	SPARE-AI	8-AI	2	4	8			
24								
25	SPARE-AI	8-AI	2	5	1			
26	SPARE-AI	8-AI	2	5	2			
27								
28	SPARE-AI	8-AI	2	5	3			
29	SPARE-AI	8-AI	2	5	4			
30								
31	SPARE-AI	8-AI	2	5	5			
32	SPARE-AI	8-AI	2	5	6			
33								
34	SPARE-AI	8-AI	2	5	7			
35	SPARE-AI	8-AI	2	5	8			
36								
37	SPARE-AI	8-AI	2	6	1			
38	SPARE-AI	8-AI	2	6	2			
39								
40	SPARE-AI	8-AI	2	6	3			
41	SPARE-AI	8-AI	2	6	4			
42								
43	SPARE-AI	8-AI	2	6	5			
44	SPARE-AI	8-AI	2	6	6			
45								
46	SPARE-AI	8-AI	2	6	7			
47	SPARE-AI	8-AI	2	6	8			
48								
49	SPARE-AO	4-AO	2	7	1			
50	SPARE-AO	4-AO	2	7	2			
51	SPARE-AO	4-AO	2	7	3			
52	SPARE-AO	4-AO	2	7	4			
53	SPARE-AO	4-AO	2	8	1			
54	SPARE-AO	4-AO	2	8	2			
55	SPARE-AO	4-AO	2	8	3			
56	SPARE-AO	4-AO	2	8	4			
57	Station #1: Return Sludge Pump #1 Motor	16-DI	1	1	1			S1RSP01_STAT_IN
58	Station #1: Return Sludge Pump #2 Motor	16-DI	1	1	2			S1RSP02_STAT_IN
59	Station #1: Return Sludge Pump #3 Motor	16-DI	1	1	3			S1RSP03_STAT_IN
60	Station #1: Return Sludge Pump #4 Motor	16-DI	1	1	4			S1RSP04_STAT_IN
61	Station #2: Return Sludge Pump #1 Motor	16-DI	1	1	5			S2RSP01_STAT_IN
62	Station #2: Return Sludge Pump #2 Motor	16-DI	1	1	6			S2RSP02_STAT_IN
63	Station #2: Return Sludge Pump #3 Motor	16-DI	1	1	7			S2RSP03_STAT_IN
64	Station #2: Return Sludge Pump #4 Motor	16-DI	1	1	8			S2RSP04_STAT_IN
65	Station #3: Return Sludge Pump #1 Motor	16-DI	1	1	9			S3RSP01_STAT_IN
66	Station #3: Return Sludge Pump #2 Motor	16-DI	1	1	10			S3RSP02_STAT_IN
67	Station #3: Return Sludge Pump #3 Motor	16-DI	1	1	11			S3RSP03_STAT_IN
68	Station #3: Return Sludge Pump #4 Motor	16-DI	1	1	12			S3RSP04_STAT_IN
69	Station #4: Return Sludge Pump #1 Motor	16-DI	1	1	13			S4RSP01_STAT_IN
70	Station #4: Return Sludge Pump #2 Motor	16-DI	1	1	14			S4RSP02_STAT_IN
71	Station #4: Return Sludge Pump #3 Motor	16-DI	1	1	15			S4RSP03_STAT_IN
72	Station #4: Return Sludge Pump #4 Motor	16-DI	1	1	16			S4RSP04_STAT_IN
73	Station #5: Return Sludge Pump #1 Motor	16-DI	1	2	1			S5RSP01_STAT_IN
74	Station #5: Return Sludge Pump #2 Motor	16-DI	1	2	2			S5RSP02_STAT_IN

MIAMI-DADE WATER AND SEWER DEPARTMENT  
CENTRAL DISTRICT WASTE WATER TREATMENT PLANT  
INPUT/OUTPUT LIST  
RTU CD02-NEW PLANT 2 RETURN SLUDGE 1

ITEM	DESCRIPTION	SIG. TYPE	RACK	CARD	POINT	ZERO	SPAN	SIGNAL NAME
75	Station #5: Return Sludge Pump #3 Motor	16-DI	1	2	3			S5RSP03_STAT_IN
76	Station #5: Return Sludge Pump #4 Motor	16-DI	1	2	4			S5RSP04_STAT_IN
77	Final Setting Tank 1 Scum Bar Screen #1 Motor	16-DI	1	2	5			FST1SB1_STAT_IN
78	Final Setting Tank 10 Scum Bar Screen #1 Motor	16-DI	1	2	6			FST10SB1_STAT_IN
79	PassALongitud.Collect.Mt.1	16-DI	1	2	7			PALCM01_STAT_IN
80	PassALongitud.Collect.Mt.2	16-DI	1	2	8			PALCM02_STAT_IN
81	PassALongitud.Collect.Mt.3	16-DI	1	2	9			PALCM03_STAT_IN
82	PassALongitud.Collect.Mt.4	16-DI	1	2	10			PALCM04_STAT_IN
83	PassALongitud.Collect.Mt.5	16-DI	1	2	11			PALCM05_STAT_IN
84	PassALongitud.Collect.Mt.6	16-DI	1	2	12			PALCM06_STAT_IN
85	PassALongitud.Collect.Mt.7	16-DI	1	2	13			PALCM07_STAT_IN
86	PassALongitud.Collect.Mt.8	16-DI	1	2	14			PALCM08_STAT_IN
87	PassALongitud.Collect.Mt.9	16-DI	1	2	15			PALCM09_STAT_IN
88	PassALongitud.Collect.Mt.10	16-DI	1	2	16			PALCM10_STAT_IN
89	PassBLongitud.Collect.Mt.1	16-DI	1	3	1			PBLCM01_STAT_IN
90	PassBLongitud.Collect.Mt.2	16-DI	1	3	2			PBLCM02_STAT_IN
91	PassBLongitud.Collect.Mt.3	16-DI	1	3	3			PBLCM03_STAT_IN
92	PassBLongitud.Collect.Mt.4	16-DI	1	3	4			PBLCM04_STAT_IN
93	PassBLongitud.Collect.Mt.5	16-DI	1	3	5			PBLCM05_STAT_IN
94	PassBLongitud.Collect.Mt.6	16-DI	1	3	6			PBLCM06_STAT_IN
95	PassBLongitud.Collect.Mt.7	16-DI	1	3	7			PBLCM07_STAT_IN
96	PassBLongitud.Collect.Mt.8	16-DI	1	3	8			PBLCM08_STAT_IN
97	PassBLongitud.Collect.Mt.9	16-DI	1	3	9			PBLCM09_STAT_IN
98	PassBLongitud.Collect.Mt.10	16-DI	1	3	10			PBLCM10_STAT_IN
99	PassCLongitud.Collect.Mt.1	16-DI	1	3	11			PCLCM01_STAT_IN
100	PassCLongitud.Collect.Mt.2	16-DI	1	3	12			PCLCM02_STAT_IN
101	PassCLongitud.Collect.Mt.3	16-DI	1	3	13			PCLCM03_STAT_IN
102	PassCLongitud.Collect.Mt.4	16-DI	1	3	14			PCLCM04_STAT_IN
103	PassCLongitud.Collect.Mt.5	16-DI	1	3	15			PCLCM05_STAT_IN
104	PassCLongitud.Collect.Mt.6	16-DI	1	3	16			PCLCM06_STAT_IN
105	PassCLongitud.Collect.Mt.7	16-DI	1	4	1			PCLCM07_STAT_IN
106	PassCLongitud.Collect.Mt.8	16-DI	1	4	2			PCLCM08_STAT_IN
107	PassCLongitud.Collect.Mt.9	16-DI	1	4	3			PCLCM09_STAT_IN
108	PassCLongitud.Collect.Mt.10	16-DI	1	4	4			PCLCM10_STAT_IN
109	CrossCollectorMotor1	16-DI	1	4	5			CCM1_STAT_IN
110	CrossCollectorMotor2	16-DI	1	4	6			CCM2_STAT_IN
111	CrossCollectorMotor3	16-DI	1	4	7			CCM3_STAT_IN
112	CrossCollectorMotor4	16-DI	1	4	8			CCM4_STAT_IN
113	CrossCollectorMotor5	16-DI	1	4	9			CCM5_STAT_IN
114	CrossCollectorMotor6	16-DI	1	4	10			CCM6_STAT_IN
115	CrossCollectorMotor7	16-DI	1	4	11			CCM7_STAT_IN
116	CrossCollectorMotor8	16-DI	1	4	12			CCM8_STAT_IN
117	CrossCollectorMotor9	16-DI	1	4	13			CCM9_STAT_IN
118	CrossCollectorMotor10	16-DI	1	4	14			CCM10_STAT_IN
119	LowBatteryRTU	16-DI	1	4	15			RTU_ALRM1_IN
120	AC Fail RTU	16-DI	1	4	16			RTU_ALRM2_IN
121	Emergency Call	16-DI	1	5	1			EMERGENCY_ALRM_IN
122	Fire Alarm	16-DI	1	5	2			FIRE_ALRM_IN
123	Basement Flood Building 1	16-DI	1	5	3			BSEMNT01_ALRM_IN
124	Basement Flood Building 2	16-DI	1	5	4			BSEMNT02_ALRM_IN
125	Basement Flood Building 3	16-DI	1	5	5			BSEMNT03_ALRM_IN
126	Basement Flood Building 4	16-DI	1	5	6			BSEMNT04_ALRM_IN
127	Basement Flood Building 5	16-DI	1	5	7			BSEMNT05_ALRM_IN
128	Station 1 Final Set. Tank 1 Scum Pump 1 Motor	16-DI	1	5	8			S1T01SP1_STAT_IN
129	Station 1 Final Set. Tank 1 Scum Pump 2 Motor	16-DI	1	5	9			S1T01SP2_STAT_IN
130	Station 1 Seal Water Pump Motor	16-DI	1	5	10			S1SWPM_STAT_IN
131	Station 2 Seal Water Pump Motor	16-DI	1	5	11			S2SWPM_STAT_IN
132	Station 3 Seal Water Pump Motor	16-DI	1	5	12			S3SWPM_STAT_IN
133	Station 3 Blower 1 Motor	16-DI	1	5	13			S3B1M_STAT_IN
134	Station 3 Blower 2 Motor	16-DI	1	5	14			S3B2M_STAT_IN
135	Station 4 Seal Water Pump Motor	16-DI	1	5	15			S4SWPM_STAT_IN
136	Station 5. Final Set. Tank 10 Scum Pump 1 Motor	16-DI	1	5	16			S5T10SP1_STAT_IN
137	Station 5. Final Set. Tank 10 Scum Pump 2 Motor	16-DI	1	6	1			S5T10SP2_STAT_IN
138		16-DI	1	6	2			S5SWPM_STAT_IN
139	AC surge fail	16-DI	1	6	3			ACSURGE_FAIL_IN
140	SPARE-DI	16-DI	1	6	4			
141	SPARE-DI	16-DI	1	6	5			
142	SPARE-DI	16-DI	1	6	6			
143	SPARE-DI	16-DI	1	6	7			
144	SPARE-DI	16-DI	1	6	8			
145	SPARE-DI	16-DI	1	6	9			
146	SPARE-DI	16-DI	1	6	10			
147	SPARE-DI	16-DI	1	6	11			
148	SPARE-DI	16-DI	1	6	12			

MIAMI-DADE WATER AND SEWER DEPARTMENT  
CENTRAL DISTRICT WASTE WATER TREATMENT PLANT  
INPUT/OUTPUT LIST  
RTU CD02-NEW PLANT 2 RETURN SLUDGE 1

ITEM	DESCRIPTION	SIG. TYPE	RACK	CARD	POINT	ZERO	SPAN	SIGNAL NAME
149	SPARE-DI	16-DI	1	6	13			
150	SPARE-DI	16-DI	1	6	14			
151	SPARE-DI	16-DI	1	6	15			
152	SPARE-DI	16-DI	1	6	16			
153	Station #1: Return Sludge Pump #1 Motor Start	16-DO	1	7	1			S1RSP01_START_OUT
154		16-DO	1	7	2			
155	Station #1: Return Sludge Pump #2 Motor Start	16-DO	1	7	3			S1RSP02_START_OUT
156		16-DO	1	7	4			
157	Station #1: Return Sludge Pump #3 Motor Start	16-DO	1	7	5			S1RSP03_START_OUT
158		16-DO	1	7	6			
159	Station #1: Return Sludge Pump #4 Motor Start	16-DO	1	7	7			S1RSP04_START_OUT
160		16-DO	1	7	8			
161	Station #2: Return Sludge Pump #1 Motor Start	16-DO	1	7	9			S2RSP01_START_OUT
162		16-DO	1	7	10			
163	Station #2: Return Sludge Pump #2 Motor Start	16-DO	1	7	11			S2RSP02_START_OUT
164		16-DO	1	7	12			
165	Station #2: Return Sludge Pump #3 Motor Start	16-DO	1	7	13			S2RSP03_START_OUT
166		16-DO	1	7	14			
167	Station #2: Return Sludge Pump #4 Motor Start	16-DO	1	7	15			S2RSP04_START_OUT
168		16-DO	1	7	16			
169	Station #3: Return Sludge Pump #1 Motor Start	16-DO	1	8	1			S3RSP01_START_OUT
170		16-DO	1	8	2			
171	Station #3: Return Sludge Pump #2 Motor Start	16-DO	1	8	3			S3RSP02_START_OUT
172		16-DO	1	8	4			
173	Station #3: Return Sludge Pump #3 Motor Start	16-DO	1	8	5			S3RSP03_START_OUT
174		16-DO	1	8	6			
175	Station #3: Return Sludge Pump #4 Motor Start	16-DO	1	8	7			S3RSP04_START_OUT
176		16-DO	1	8	8			
177	Station #4: Return Sludge Pump #1 Motor Start	16-DO	1	8	9			S4RSP01_START_OUT
178		16-DO	1	8	10			
179	Station #4: Return Sludge Pump #2 Motor Start	16-DO	1	8	11			S4RSP02_START_OUT
180		16-DO	1	8	12			
181	Station #4: Return Sludge Pump #3 Motor Start	16-DO	1	8	13			S4RSP03_START_OUT
182		16-DO	1	8	14			
183	Station #4: Return Sludge Pump #4 Motor Start	16-DO	1	8	15			S4RSP04_START_OUT
184		16-DO	1	8	16			
185	Station #5: Return Sludge Pump #1 Motor Start	16-DO	2	1	1			S5RSP01_START_OUT
186		16-DO	2	1	2			
187	Station #5: Return Sludge Pump #2 Motor Start	16-DO	2	1	3			S5RSP02_START_OUT
188		16-DO	2	1	4			
189	Station #5: Return Sludge Pump #3 Motor Start	16-DO	2	1	5			S5RSP03_START_OUT
190		16-DO	2	1	6			
191	Station #5: Return Sludge Pump #4 Motor Start	16-DO	2	1	7			S5RSP04_START_OUT
192		16-DO	2	1	8			
193	Final Setting Tank 1 Scum Bar Screen #1 Motor Sta	16-DO	2	1	9			FST1SB1_START_OUT
194		16-DO	2	1	10			
195	Final Setting Tank 10 Scum Bar Screen #1 Motor Sta	16-DO	2	1	11			FST10SB1_START_OUT
196		16-DO	2	1	12			
197	Emergency Bell	16-DO	2	1	13			EMERGNCY_ALRM_OUT
198	SPARE-DO	16-DO	2	1	14			
199	SPARE-DO	16-DO	2	1	15			
200	SPARE-DO	16-DO	2	1	16			
201	SPARE-DO	16-DO	2	2	1			
202	SPARE-DO	16-DO	2	2	2			
203	SPARE-DO	16-DO	2	2	3			
204	SPARE-DO	16-DO	2	2	4			
205	SPARE-DO	16-DO	2	2	5			
206	SPARE-DO	16-DO	2	2	6			
207	SPARE-DO	16-DO	2	2	7			
208	SPARE-DO	16-DO	2	2	8			
209	SPARE-DO	16-DO	2	2	9			
210	SPARE-DO	16-DO	2	2	10			
211	SPARE-DO	16-DO	2	2	11			
212	SPARE-DO	16-DO	2	2	12			
213	SPARE-DO	16-DO	2	2	13			
214	SPARE-DO	16-DO	2	2	14			
215	SPARE-DO	16-DO	2	2	15			
216	SPARE-DO	16-DO	2	2	16			

	Points	Boards	Spare
4-AI	0	0	
8-AI	32	4	
2-AO	0	0	
4-AO	8	2	

MIAMI-DADE WATER AND SEWER DEPARTMENT  
 CENTRAL DISTRICT WASTE WATER TREATMENT PLANT  
 INPUT/OUTPUT LIST  
 RTU CD02-NEW PLANT 2 RETURN SLUDGE 1

ITEM	DESCRIPTION	SIG. TYPE	RACK	CARD	POINT	ZERO	SPAN	SIGNAL NAME
		8-DI	0	0				
		16-DI	96	6				
		8-DO	0	0				
		16-DO	64	4				
		Spare AI	21			66%		
		Spare AO	8			100%		
		Spare DI	13			14%		
		Spare DO	19			30%		
		<b>Total</b>	200	16				
	<b>TOTAL CONNECTED</b>		0					
	<b>PERCENTAGE CONNECTED + SPARES</b>		0.0%					
	<b>SPARES</b>		0					

MIAMI-DADE WATER AND SEWER DEPARTMENT  
CENTRAL DISTRICT WASTE WATER TREATMENT PLANT  
INPUT/OUTPUT LIST  
RTU CD03 (no location cited)

ITEM	DESCRIPTION	SIG.TYP	RACK	CARD	POINT	PT. CONN.	SPARE	ZERO	SPAN	SIGNAL NAME
1	PH Meter 1	AI	2	1	1	1		0	14	SCRB01.PH.IN
2	PH Meter 2	AI	2	1	2	1		0	14	SCRB02.PH.IN
3	PH Meter 3	AI	2	1	3	1		0	14	SCRB03.PH.IN
4	Chlorine residual Meter 1	AI	2	1	4	1				CHLO01.RES.IN
5	Chlorine residual Meter 2	AI	2	1	5	1				CHLO02.RES.IN
6	Chlorine residual Meter 3	AI	2	1	6	1				CHLO03.RES.IN
7	Spare	AI	2	1	7		1			..
8	Spare	AI	2	1	8		1			..
9	<b>BLANK</b>		<b>2</b>	<b>2</b>						
10	<b>BLANK</b>		<b>2</b>	<b>3</b>						
11	<b>BLANK</b>		<b>2</b>	<b>4</b>						
12	Spare	AO	2	5	1		1			..
13	Spare	AO	2	5	2		1			..
14	Spare	AO	2	5	3		1			..
15	Spare	AO	2	5	4		1			..
16	Spare	AO	2	5	5		1			..
17	Spare	AO	2	5	6		1			..
18	Spare	AO	2	5	7		1			..
19	Spare	AO	2	5	8		1			..
20	<b>BLANK</b>		<b>2</b>	<b>6</b>						
21	<b>BLANK</b>		<b>2</b>	<b>7</b>						
22	<b>BLANK</b>		<b>2</b>	<b>8</b>						
23	Scrubber Blower 1 Motor	DI	1	1	1	1				SCBL01.STAT.IN
24	Scrubber Blower 2 Motor	DI	1	1	2	1				SCBL02.STAT.IN
25	Scrubber 1 Chemical Recirc. Pump 1 Motor	DI	1	1	3	1				SC1RPMP1.STAT.IN
26	Scrubber 1 Chemical Recirc. Pump 2 Motor	DI	1	1	4	1				SC1RPMP2.STAT.IN
27	Scrubber 2 Chemical Recirc. Pump 1 Motor	DI	1	1	5	1				SC2RPMP1.STAT.IN
28	Scrubber 2 Chemical Recirc. Pump 2 Motor	DI	1	1	6	1				SC2RPMP2.STAT.IN
29	Scrubber 3 Chemical Recirc. Pump 1 Motor	DI	1	1	7	1				SC3RPMP1.STAT.IN
30	Scrubber 3 Chemical Recirc. Pump 2 Motor	DI	1	1	8	1				SC3RPMP2.STAT.IN
31	Bleach Feed Pump Scrubber 1 Motor	DI	1	1	9	1				BFPMP01.STAT.IN
32	Bleach Feed Pump Scrubber 2 Motor	DI	1	1	10	1				BFPMP02.STAT.IN
33	Bleach Feed Pump Scrubber 3 Motor	DI	1	1	11	1				BFPMP03.STAT.IN
34	Bleach Feed Pump Standby Motor	DI	1	1	12	1				BLESTDBY.STAT.IN
35	Chemical Feed Pump Scrubber 1 Motor	DI	1	1	13	1				CFPMP01.STAT.IN
36	Chemical Feed Pump Scrubber 2 Motor	DI	1	1	14	1				CFPMP02.STAT.IN
37	Chemical Feed Pump Scrubber 3 Motor	DI	1	1	15	1				CFPMP03.STAT.IN
38	Chemical Feed Pump Standby Motor	DI	1	1	16	1				CHEMSTDBY.STAT.IN
39	RTU Low Battery	DI	1	2	1	1				BATLOW.STAT.IN
40	RTU AC Fail	DI	1	2	2	1				ACFAIL.STAT.IN
41	Emergency Call	DI	1	2	3					EMERGNCY.ALARM.IN
42	Fire Alarm	DI	1	2	4					FIRE.ALARM.IN
43	AC Surge Protection Failure	DI	1	2	5	1				ACSURGE.STAT.IN
44	RTU NETWORK SWITCH FAILURE	DI	1	2	6	1				SWITCH.STAT.IN
45	Sump Pump #1	DI	1	2	7	1				SUMP1.STAT.IN
46	Sump Pump #2	DI	1	2	8	1				SUMP2.STAT.IN
47	Spare	DI	1	2	9		1			..
48	Spare	DI	1	2	10		1			..
49	Spare	DI	1	2	11		1			..
50	Spare	DI	1	2	12		1			..
51	Spare	DI	1	2	13		1			..
52	Spare	DI	1	2	14		1			..
53	Spare	DI	1	2	15		1			..
54	Spare	DI	1	2	16		1			..
55	<b>BLANK</b>		<b>1</b>	<b>3</b>						
56	<b>BLANK</b>		<b>1</b>	<b>4</b>						
57	Scrubber Blower 1 Motor Start	DO	1	5	1	1				SCBL01.START.OUT
58	Scrubber Blower 1 Motor Stop	DO	1	5	2	1				SCBL01.STOP.OUT
59	Scrubber Blower 2 Motor Start	DO	1	5	3	1				SCBL02.START.OUT
60	Scrubber Blower 2 Motor Stop	DO	1	5	4	1				SCBL02.STOP.OUT
61	Scrubber 1 Chemical Recirc. Pump 1 Motor start	DO	1	5	5	1				SC1RPMP1.START.OUT
62	Scrubber 1 Chemical Recirc. Pump 1 Motor stop	DO	1	5	6	1				SC1RPMP1.STOP.OUT
63	Scrubber 1 Chemical Recirc. Pump 2 Motor start	DO	1	5	7	1				SC1RPMP2.START.OUT
64	Scrubber 1 Chemical Recirc. Pump 2 Motor stop	DO	1	5	8	1				SC1RPMP2.STOP.OUT
65	Scrubber 2 Chemical Recirc. Pump 1 Motor start	DO	1	5	9	1				SC2RPMP1.START.OUT
66	Scrubber 2 Chemical Recirc. Pump 1 Motor stop	DO	1	5	10	1				SC2RPMP1.STOP.OUT
67	Scrubber 2 Chemical Recirc. Pump 2 Motor start	DO	1	5	11	1				SC2RPMP2.START.OUT
68	Scrubber 2 Chemical Recirc. Pump 2 Motor stop	DO	1	5	12	1				SC2RPMP2.STOP.OUT
69	Scrubber 3 Chemical Recirc. Pump 1 Motor start	DO	1	5	13	1				SC3RPMP1.START.OUT
70	Scrubber 3 Chemical Recirc. Pump 1 Motor stop	DO	1	5	14	1				SC3RPMP1.STOP.OUT
71	Scrubber 3 Chemical Recirc. Pump 2 Motor start	DO	1	5	15	1				SC3RPMP2.START.OUT
72	Scrubber 3 Chemical Recirc. Pump 2 Motor stop	DO	1	5	16	1				SC3RPMP2.STOP.OUT
73	Bleach Feed Pump Scrubber 1 Motor Start	DO	1	6	1					BFPMP01.START.OUT
74	Bleach Feed Pump Scrubber 1 Motor Stop.	DO	1	6	2	1				BFPMP01.STOP.OUT
75	Bleach Feed Pump Scrubber 2 Motor Start.	DO	1	6	3	1				BFPMP02.START.OUT
76	Bleach Feed Pump Scrubber 2 Motor Stop.	DO	1	6	4	1				BFPMP02.STOP.OUT

MIAMI-DADE WATER AND SEWER DEPARTMENT  
 CENTRAL DISTRICT WASTE WATER TREATMENT PLANT  
 INPUT/OUTPUT LIST  
 RTU CD03 (no location cited)

77	Bleach Feed Pump Scrubber 3 Motor Start.	DO	1	6	5	1				BFPMP03.START.OUT
78	Bleach Feed Pump Scrubber 3 Motor Stop.	DO	1	6	6	1				BFPMP03.STOP.OUT
79	Bleach Feed Pump Standby Motor Start.	DO	1	6	7	1				BLESTDBY.START.OUT
80	Bleach Feed Pump Standby Motor Stop.	DO	1	6	8	1				BLESTDBY.STOP.OUT
81	Chemical Feed Pump Scrubber 1 Motor Start.	DO	1	6	9	1				CFPMP01.START.OUT
82	Chemical Feed Pump Scrubber 1 Motor Stop.	DO	1	6	10	1				CFPMP01.STOP.OUT
83	Chemical Feed Pump Scrubber 2 Motor Start.	DO	1	6	11	1				CFPMP02.START.OUT
84	Chemical Feed Pump Scrubber 2 Motor Stop.	DO	1	6	12	1				CFPMP02.STOP.OUT
85	Chemical Feed Pump Scrubber 3 Motor Start.	DO	1	6	13	1				CFPMP03.START.OUT
86	Chemical Feed Pump Scrubber 3 Motor Stop.	DO	1	6	14	1				CFPMP03.STOP.OUT
87	Chemical Feed Pump Standby Motor Start.	DO	1	6	15	1				CHEMSTDB.START.OUT
88	Chemical Feed Pump Standby Motor Stop.	DO	1	6	16	1				CHEMSTDB.STOP.OUT
89	Emergency Bell	DO	1	7	1	1				EMERGNCY.ALRM.OUT
90	Spare	DO	1	7	2		1			..
91	Spare	DO	1	7	3		1			..
92	Spare	DO	1	7	4		1			..
93	Spare	DO	1	7	5		1			..
94	Spare	DO	1	7	6		1			..
95	Spare	DO	1	7	7		1			..
96	Spare	DO	1	7	9		1			..
97	Spare	DO	1	7	10		1			..
98	Spare	DO	1	7	11		1			..
99	Spare	DO	1	7	12		1			..
100	Spare	DO	1	7	13		1			..
101	Spare	DO	1	7	14		1			..
102	Spare	DO	1	7	15		1			..
103	Spare	DO	1	7	16		1			..
104	<b>BLANK</b>		<b>1</b>	<b>8</b>						

**TOTAL CONNECTED** 61  
**PERCENTAGE CONNECTED + SPACES** 95%  
**SPARES** 25

MIAMI-DADE WATER AND SEWER DEPARTMENT  
CENTRAL DISTRICT WASTE WATER TREATMENT PLANT  
INPUT/OUTPUT LIST  
RTU CD04 - SLUDGE DEWATERING BUILDING

ITEM	DESCRIPTION	SIG.TYP	RACK	CARD	POINT	PT. CONN.	SPARE	ZERO	SPAN	SIGNAL NAME
1	Centrifuge 1 DC Backdrive Motor Speed Indication	AI	2	6	1					CENTRI01.SPD.IN
2	Centrifuge 2 DC Backdrive Motor Speed Indication	AI	2	6	2					CENTRI02.SPD.IN
3	Centrifuge 3 DC Backdrive Motor Speed Indication	AI	2	6	3					CENTRI03.SPD.IN
4	Centrifuge 4 DC Backdrive Motor Speed Indication	AI	2	6	4					CENTRI04.SPD.IN
5	Centrifuge 5 DC Backdrive Motor Speed Indication	AI	2	6	5					CENTRI05.SPD.IN
6	Centrifuge 6 DC Backdrive Motor Speed Indication	AI	2	6	6					CENTRI06.SPD.IN
7	Centrifuge 7 DC Backdrive Motor Speed Indication	AI	2	6	7					CENTRI07.SPD.IN
8	Centrifuge 8 DC Backdrive Motor Speed Indication	AI	2	6	8					CENTRI08.SPD.IN
9	Sludge Pump 1 Speed Indication(future automation)	AI	2	7	1		1			SLUDGE01.SPD.IN
10	Sludge Pump 1 Flow	AI	2	7	2					SLUDGE01.FLOW.IN
11	Sludge Pump 2 Speed Indication(future automation)	AI	2	7	3		1			SLUDGE02.SPD.IN
12	Sludge Pump 2 Flow	AI	2	7	4					SLUDGE02.FLOW.IN
13	Sludge Pump 3 Speed Indication(future automation)	AI	2	7	5		1			SLUDGE03.SPD.IN
14	Sludge Pump 3 Flow	AI	2	7	6					SLUDGE03.FLOW.IN
15	Sludge Pump 4 Speed Indication(future automation)	AI	2	7	7		1			SLUDGE04.SPD.IN
16	Sludge Pump 4 Flow	AI	2	7	8					SLUDGE04.FLOW.IN
17	Sludge Pump 5 Speed Indication(future automation)	AI	2	8	1	1				SLUDGE05.SPD.IN
18	Sludge Pump 5 Flow	AI	2	8	2	1				SLUDGE05.FLOW.IN
19	Sludge Pump 6 Speed Indication (future automation)	AI	2	8	3	1				SLUDGE06.SPD.IN
20	Sludge Pump 6 Flow	AI	2	8	4	1				SLUDGE06.FLOW.IN
21	Sludge Pump 7 Speed Indication (future automation)	AI	2	8	5	1				SLUDGE07.SPD.IN
22	Sludge Pump 7 Flow	AI	2	8	6	1				
23	Sludge Pump 8 Speed Indication(future automation)	AI	2	8	7	1				SLUDGE08.SPD.IN
24	Sludge Pump 8 Flow	AI	2	8	8	1				SLUDGE08.FLOW.IN
25	Polymer Feed Pump 1 Speed Indication (future aut	AI	3	1	1	1				PPMP01.SPD.IN
26	Polymer Feed Pump 1 Flow (future automa	AI	3	1	2					PPMP01.FLOW.IN
27	Polymer Feed Pump 2 Speed Indication (future aut	AI	3	1	3	1				PPMP02.SPD.IN
28	Polymer Feed Pump 2 Flow (future automa	AI	3	1	4					PPMP02.FLOW.IN
29	Polymer Feed Pump 3 Speed Indication (future aut	AI	3	1	5	1				PPMP03.SPD.IN
30	Polymer Feed Pump 3 Flow (future automa	AI	3	1	6					PPMP03.FLOW.IN
31	Polymer Feed Pump 4 Speed Indication (future aut	AI	3	1	7	1				PPMP04.SPD.IN
32	Polymer Feed Pump 4 Flow (future automa	AI	3	1	8					PPMP04.FLOW.IN
33	Polymer Feed Pump 5 Speed Indication	AI	3	2	1	1				PPMP05.SPD.IN
34	Polymer Feed Pump 5 Flow	AI	3	2	2					PPMP05.FLOW.IN
35	Polymer Feed Pump 6 Speed Indication (future aut	AI	3	2	3	1				PPMP06.SPD.IN
36	Polymer Feed Pump 6 Flow (future automa	AI	3	2	4					PPMP06.FLOW.IN
37	Polymer Feed Pump 7 Speed Indication (future aut	AI	3	2	5	1				PPMP07.SPD.IN
38	Polymer Feed Pump 7 Flow (future automa	AI	3	2	6					PPMP07.FLOW.IN
39	Polymer Feed Pump 8 Speed Indication (future aut	AI	3	2	7	1				PPMP08.SPD.IN
40	Polymer Feed Pump 8 Flow (future automa	AI	3	2	8					PPMP08.FLOW.IN
41	Flushing Water Pressure	AI	3	3	1					FLUSH.PRESS.IN
42	Seal Water Pressure A	AI	3	3	2					SEALWTRA.PRESS.IN
43	Seal Water Pressure B	AI	3	3	3					SEALWTRB.PRESS.IN
44	Raw Sludge In Flow	AI	3	3	4					RSLG.FLOW.IN
45	City Water Pressure	AI	3	3	5					CITYWTR.PRESS.IN
46	KW of Building	AI	3	3	6					BUILDING.KW.IN
47	Voltage of Building	AI	3	3	7					BUILDING.VOLT.IN
48	Room Temperature	AI	3	3	8	1				ROOM.TEMP.IN
49	Spare	AI	3	4	1		1			#VALUE!
50	Spare	AI	3	4	2		1			#VALUE!
51	Spare	AI	3	4	3		1			#VALUE!
52	Spare	AI	3	4	4		1			#VALUE!
53	Spare	AI	3	4	5		1			#VALUE!
54	Spare	AI	3	4	6		1			#VALUE!
55	Spare	AI	3	4	7		1			#VALUE!
56	Spare	AI	3	4	8		1			#VALUE!
57	Centrifuge 1 DC Backdrive Motor Speed Control (fu	AO	3	5	1					CENTRI01.SPD.OUT
58	Centrifuge 2 DC Backdrive Motor Speed Control (fu	AO	3	5	2					CENTRI02.SPD.OUT
59	Centrifuge 3 DC Backdrive Motor Speed Control (fu	AO	3	5	3					CENTRI03.SPD.OUT
60	Centrifuge 4 DC Backdrive Motor Speed Control (fu	AO	3	5	4					CENTRI04.SPD.OUT
61	Centrifuge 5 DC Backdrive Motor Speed Control (fu	AO	3	5	5					CENTRI05.SPD.OUT
62	Centrifuge 6 DC Backdrive Motor Speed Control (fu	AO	3	5	6					CENTRI06.SPD.OUT
63	Centrifuge 7 DC Backdrive Motor Speed Control (fu	AO	3	5	7					CENTRI07.SPD.OUT
64	Centrifuge 8 DC Backdrive Motor Speed Control (fu	AO	3	5	8					CENTRI08.SPD.OUT
65	Sludge Pump 1 Speed Control(future automation)	AO	3	6	1					SLUDGE01.SPD.OUT
66	Sludge Pump 2 Speed Control(future automation)	AO	3	6	2					SLUDGE02.SPD.OUT
67	Sludge Pump 3 Speed Control(future automation)	AO	3	6	3					SLUDGE03.SPD.OUT
68	Sludge Pump 4 Speed Control(future automation)	AO	3	6	4					SLUDGE04.SPD.OUT
69	Sludge Pump 5 Speed Control(future automation)	AO	3	6	5	1				SLUDGE05.SPD.OUT
70	Sludge Pump 6 Speed Control(future automation)	AO	3	6	6	1				SLUDGE06.SPD.OUT
71	Sludge Pump 7 Speed Control(future automation)	AO	3	6	7	1				SLUDGE07.SPD.OUT
72	Sludge Pump 8 Speed Control(future automation)	AO	3	6	8	1				SLUDGE08.SPD.OUT
73	Polymer Feed Pump 1 Speed Control(future automa	AO	3	7	1	1				PPMP01.SPD.OUT
74	Polymer Feed Pump 2 Speed Control(future automa	AO	3	7	2	1				PPMP02.SPD.OUT
75	Polymer Feed Pump 3 Speed Control(future automa	AO	3	7	3	1				PPMP03.SPD.OUT



MIAMI-DADE WATER AND SEWER DEPARTMENT  
CENTRAL DISTRICT WASTE WATER TREATMENT PLANT  
INPUT/OUTPUT LIST  
RTU CD04 - SLUDGE DEWATERING BUILDING

ITEM	DESCRIPTION	SIG.TYP	RACK	CARD	POINT	PT. CONN.	SPARE	ZERO	SPAN	SIGNAL NAME
76	Polymer Feed Pump 4 Speed Control(future automa	AO	3	7	4	1				PPMP04.SPD.OUT
77	Polymer Feed Pump 5 Speed Control	AO	3	7	5	1				PPMP05.SPD.OUT
78	Polymer Feed Pump 6 Speed Control(future automa	AO	3	7	6	1				PPMP06.SPD.OUT
79	Polymer Feed Pump 7 Speed Control(future automa	AO	3	7	7	1				PPMP07.SPD.OUT
80	Polymer Feed Pump 8 Speed Control(future automa	AO	3	7	8	1				PPMP08.SPD.OUT
81	Spare	AO	3	8	1		1			#VALUE!
82	Spare	AO	3	8	2		1			#VALUE!
83	Spare	AO	3	8	3		1			#VALUE!
84	Spare	AO	3	8	4		1			#VALUE!
85	Spare	AO	3	8	5		1			#VALUE!
86	Spare	AO	3	8	6		1			#VALUE!
87	Spare	AO	3	8	7		1			#VALUE!
88	Spare	AO	3	8	8		1			#VALUE!
89	Centrifuge 1 Motor	DI	1	1	1					CENTRI01.STAT1.IN
90	Centrifuge 1 DC Backdrive Motor	DI	1	1	2					CENTRI01.STAT2.IN
91	Centrifuge 1 DC Backdrive Cooling Fan Motor	DI	1	1	3					CENTRI01.STAT3.IN
92	Centrifuge 1 Bearing Oil Pump Motor	DI	1	1	4					CENTRI01.STAT4.IN
93	Centrifuge 1 Failure	DI	1	1	5					CENTRI01.FAIL.IN
94	Centrifuge 2 Motor	DI	1	1	6					CENTRI02.STAT1.IN
95	Centrifuge 2 DC Backdrive Motor	DI	1	1	7					CENTRI02.STAT2.IN
96	Centrifuge 2 DC Backdrive Cooling Fan Motor	DI	1	1	8					CENTRI02.STAT3.IN
97	Centrifuge 2 Bearing Oil Pump Motor	DI	1	1	9					CENTRI02.STAT4.IN
98	Centrifuge 2 Failure	DI	1	1	10					CENTRI02.FAIL.IN
99	Centrifuge 3 Motor	DI	1	1	11					CENTRI03.STAT1.IN
100	Centrifuge 3 DC Backdrive Motor	DI	1	1	12					CENTRI03.STAT2.IN
101	Centrifuge 3 DC Backdrive Cooling Fan Motor	DI	1	1	13					CENTRI03.STAT3.IN
102	Centrifuge 3 Bearing Oil Pump Motor	DI	1	1	14					CENTRI03.STAT4.IN
103	Centrifuge 3 Failure	DI	1	1	15					CENTRI03.FAIL.IN
104	Centrifuge 4 Motor	DI	1	1	16					CENTRI04.STAT1.IN
105	Centrifuge 4 DC Backdrive Motor	DI	1	2	1					CENTRI04.STAT2.IN
106	Centrifuge 4 DC Backdrive Cooling Fan Motor	DI	1	2	2					CENTRI04.STAT3.IN
107	Centrifuge 4 Bearing Oil Pump Motor	DI	1	2	3					CENTRI04.STAT4.IN
108	Centrifuge 4 Failure	DI	1	2	4					CENTRI04.FAIL.IN
109	Centrifuge 5 Motor	DI	1	2	5					CENTRI05.STAT1.IN
110	Centrifuge 5 DC Backdrive Motor	DI	1	2	6					CENTRI05.STAT2.IN
111	Centrifuge 5 DC Backdrive Cooling Fan Motor	DI	1	2	7					CENTRI05.STAT3.IN
112	Centrifuge 5 Bearing Oil Pump Motor	DI	1	2	8					CENTRI05.STAT4.IN
113	Centrifuge 5 Failure	DI	1	2	9					CENTRI05.FAIL.IN
114	Centrifuge 6 Motor	DI	1	2	10					CENTRI06.STAT1.IN
115	Centrifuge 6 DC Backdrive Motor	DI	1	2	11					CENTRI06.STAT2.IN
116	Centrifuge 6 DC Backdrive Cooling Fan Motor	DI	1	2	12					CENTRI06.STAT3.IN
117	Centrifuge 6 Bearing Oil Pump Motor	DI	1	2	13					CENTRI06.STAT4.IN
118	Centrifuge 6 Failure	DI	1	2	14					CENTRI06.FAIL.IN
119	Centrifuge 7 Motor	DI	1	2	15					CENTRI07.STAT1.IN
120	Centrifuge 7 DC Backdrive Motor	DI	1	2	16					CENTRI07.STAT2.IN
121	Centrifuge 7 DC Backdrive Cooling Fan Motor	DI	1	3	1					CENTRI07.STAT3.IN
122	Centrifuge 7 Bearing Oil Pump Motor	DI	1	3	2					CENTRI07.STAT4.IN
123	Centrifuge 7 Failure	DI	1	3	3					CENTRI07.FAIL.IN
124	Centrifuge 8 Motor	DI	1	3	4					CENTRI08.STAT1.IN
125	Centrifuge 8 DC Backdrive Motor	DI	1	3	5					CENTRI08.STAT2.IN
126	Centrifuge 8 DC Backdrive Cooling Fan Motor	DI	1	3	6					CENTRI08.STAT3.IN
127	Centrifuge 8 Bearing Oil Pump Motor	DI	1	3	7					CENTRI08.STAT4.IN
128	Centrifuge 8 Failure	DI	1	3	8					CENTRI08.FAIL.IN
129	Sludge Pump 1 Hydraulic Motor	DI	1	3	9					SLUDGE01.STAT.IN
130	Sludge Pump 1 Failure	DI	1	3	10					SLUDGE01.FAIL.IN
131	Sludge Pump 2 Hydraulic Motor	DI	1	3	11					SLUDGE02.STAT.IN
132	Sludge Pump 2 Failure	DI	1	3	12					SLUDGE02.FAIL.IN
133	Sludge Pump 3 Hydraulic Motor	DI	1	3	13					SLUDGE03.STAT.IN
134	Sludge Pump 3 Failure	DI	1	3	14					SLUDGE03.FAIL.IN
135	Sludge Pump 4 Hydraulic Motor	DI	1	3	15					SLUDGE04.STAT.IN
136	Sludge Pump 4 Failure	DI	1	3	16					SLUDGE04.FAIL.IN
137	Sludge Pump 5 Hydraulic Motor	DI	1	4	1	1				SLUDGE05.STAT.IN
138	Sludge Pump 5 Failure	DI	1	4	2	1				SLUDGE05.FAIL.IN
139	Sludge Pump 6 Hydraulic Motor	DI	1	4	3	1				SLUDGE06.STAT.IN
140	Sludge Pump 6 Failure	DI	1	4	4	1				SLUDGE06.FAIL.IN
141	Sludge Pump 7 Hydraulic Motor	DI	1	4	5	1				SLUDGE07.STAT.IN
142	Sludge Pump 7 Failure	DI	1	4	6	1				SLUDGE07.FAIL.IN
143	Sludge Pump 8 Hydraulic Motor	DI	1	4	7	1				SLUDGE08.STAT.IN
144	Sludge Pump 8 Failure	DI	1	4	8	1				SLUDGE08.FAIL.IN
145	Sludge Grinder 1 Motor	DI	1	4	9					SLUGRI01.STAT.IN
146	Sludge Grinder 1 Failure	DI	1	4	10					SLUGRI01.FAIL.IN
147	Sludge Grinder 2 Motor	DI	1	4	11					SLUGRI02.STAT.IN
148	Sludge Grinder 2 Failure	DI	1	4	12					SLUGRI02.FAIL.IN

MIAMI-DADE WATER AND SEWER DEPARTMENT  
CENTRAL DISTRICT WASTE WATER TREATMENT PLANT  
INPUT/OUTPUT LIST  
RTU CD04 - SLUDGE DEWATERING BUILDING

ITEM	DESCRIPTION	SIG.TYP	RACK	CARD	POINT	PT. CONN.	SPARE	ZERO	SPAN	SIGNAL NAME
149	Sludge Grinder 3 Motor	DI	1	4	13					SLUGRI03.STAT.IN
150	Sludge Grinder 3 Failure	DI	1	4	14					SLUGRI03.FAIL.IN
151	Sludge Grinder 4 Motor	DI	1	4	15					SLUGRI04.STAT.IN
152	Sludge Grinder 4 Failure	DI	1	4	16					SLUGRI04.FAIL.IN
153	Sludge Grinder 5 Motor	DI	1	5	1	1				SLUGRI05.STAT.IN
154	Sludge Grinder 5 Failure	DI	1	5	2	1				SLUGRI05.FAIL.IN
155	Sludge Grinder 6 Motor	DI	1	5	3	1				SLUGRI06.STAT.IN
156	Sludge Grinder 6 Failure	DI	1	5	4	1				SLUGRI06.FAIL.IN
157	Sludge Grinder 7 Motor	DI	1	5	5	1				SLUGRI07.STAT.IN
158	Sludge Grinder 7 Failure	DI	1	5	6	1				SLUGRI07.FAIL.IN
159	Sludge Grinder 8 Motor	DI	1	5	7	1				SLUGRI08.STAT.IN
160	Sludge Grinder 8 Failure	DI	1	5	8	1				SLUGRI08.FAIL.IN
161	Seal Water System A Pump 1 Motor	DI	1	5	9	1				SWSYA01.STAT.IN
162	Seal Water System A Pump 2 Motor	DI	1	5	10	1				SWSYA02.STAT.IN
163	Seal Water System A Failure	DI	1	5	11	1				SWSYA.FAIL.IN
164	Seal Water System B Pump 1 Motor	DI	1	5	12	1				SWSYB01.STAT.IN
165	Seal Water System B Pump 2 Motor	DI	1	5	13	1				SWSYB02.STAT.IN
166	Seal Water System B Failure	DI	1	5	14	1				SWSYB.FAIL.IN
167	Polymer System 3 Mixing Tank 1 Mixer Motor	DI	1	5	15	1				PS3MT1MM.STAT.IN
168	Polymer System 3 Mixing Tank 2 Mixer Motor	DI	1	5	16	1				PS3MT2MM.STAT.IN
169	Polymer System 3 Disperser Motor	DI	1	6	1	1				PS3DIMTR.STAT.IN
170	Polymer System 3 Air Compressor Motor	DI	1	6	2	1				PS3AIMTR.STAT.IN
171	Polymer System 3 Failure	DI	1	6	3	1				PS3.FAIL.IN
172	Polymer System 2 Mixing Tank 1 Mixer Motor	DI	1	6	4	1				PS2MT1MM.STAT.IN
173	Polymer System 2 Mixing Tank 2 Mixer Motor	DI	1	6	5	1				PS2MT2MM.STAT.IN
174	Polymer System 2 Disperser Motor	DI	1	6	6	1				PS2DIMTR.STAT.IN
175	Polymer System 2 Air Compressor Motor	DI	1	6	7	1				PS2AIMTR.STAT.IN
176	Polymer System 2 Failure	DI	1	6	8	1				PS2.FAIL.IN
177	Polymer system 1 Mixing Tank 1 Mixer Motor	DI	1	6	9	1				PS1MT1MM.STAT.IN
178	Polymer system 1 Mixing Tank 2 Mixer Motor	DI	1	6	10	1				PS1MT2MM.STAT.IN
179	Polymer system 1 Disperser Motor	DI	1	6	11	1				PS1DIMTR.STAT.IN
180	Polymer system 1 Air Compressor Motor	DI	1	6	12	1				PS1AIMTR.STAT.IN
181	Polymer system 1 Failure	DI	1	6	13	1				PS1.FAIL.IN
182	Polymer Transfer Pump 1 Motor	DI	1	6	14	1				POLYTP1.STAT.IN
183	Polymer Transfer Pump 2 Motor	DI	1	6	15	1				POLYTP2.STAT.IN
184	Polymer Feed Pump 1 Motor	DI	1	6	16	1				PPMP1MTR.STAT.IN
185	Polymer Feed Pump 2 Motor	DI	1	7	1	1				PPMP2MTR.STAT.IN
186	Polymer Feed Pump 3 Motor	DI	1	7	2	1				PPMP3MTR.STAT.IN
187	Polymer Feed Pump 4 Motor	DI	1	7	3	1				PPMP4MTR.STAT.IN
188	Polymer Feed Pump 5 Motor	DI	1	7	4	1				PPMP5MTR.STAT.IN
189	Polymer Feed Pump 6 Motor	DI	1	7	5	1				PPMP6MTR.STAT.IN
190	Polymer Feed Pump 7 Motor	DI	1	7	6	1				PPMP7MTR.STAT.IN
191	Polymer Feed Pump 8 Motor	DI	1	7	7	1				PPMP8MTR.STAT.IN
192	Polymer Holding Tank 1 Mixer Motor	DI	1	7	8	1				PHT1MM.STAT.IN
193	Polymer Holding Tank 2 Mixer Motor	DI	1	7	9	1				PHT2MM.STAT.IN
194	Polymer Holding Tank 3 Mixer Motor	DI	1	7	10	1				PHT3MM.STAT.IN
195	RTU Battery Low	DI	1	7	11	1				BATLOW.STAT.IN
196	RTU Power Failure	DI	1	7	12	1				ACFAIL.STAT.IN
197	RTU Network Switch failure	DI	1	7	13	1				SWITCH.STAT.IN
198	Fire Alarm	DI	1	7	14					#VALUE!
199	RTU Surge Suppressor Failure	DI	1	7	15	1				ACSURGE.STAT.IN
200	Spare	DI	1	7	16		1			#VALUE!
201	Spare	DI	1	8	1		1			#VALUE!
202	Spare	DI	1	8	2		1			#VALUE!
203	Spare	DI	1	8	3		1			#VALUE!
204	Spare	DI	1	8	4		1			#VALUE!
205	Spare	DI	1	8	5		1			#VALUE!
206	Spare	DI	1	8	6		1			#VALUE!
207	Spare	DI	1	8	7		1			#VALUE!
208	Spare	DI	1	8	8		1			#VALUE!
209	Spare	DI	1	8	9		1			#VALUE!
210	Spare	DI	1	8	10		1			#VALUE!
211	Spare	DI	1	8	11		1			#VALUE!
212	Spare	DI	1	8	12		1			#VALUE!
213	Spare	DI	1	8	13		1			#VALUE!
214	Spare	DI	1	8	14		1			#VALUE!
215	Spare	DI	1	8	15		1			#VALUE!
216	Spare	DI	1	8	16		1			#VALUE!
217	Centrifuge 1 Motor Start (future automation)	DO	2	1	1					CENTRI01.START.OUT
218	Centrifuge 1 Motor Stop (future automation)	DO	2	1	2					CENTRI01.STOP.OUT
219	Centrifuge 2 Motor Start (future automation)	DO	2	1	3					CENTRI02.START.OUT
220	Centrifuge 2 Motor Stop (future automation)	DO	2	1	4					CENTRI02.STOP.OUT
221	Centrifuge 3 Motor Start (future automation)	DO	2	1	5					CENTRI03.START.OUT

MIAMI-DADE WATER AND SEWER DEPARTMENT  
CENTRAL DISTRICT WASTE WATER TREATMENT PLANT  
INPUT/OUTPUT LIST  
RTU CD04 - SLUDGE DEWATERING BUILDING

ITEM	DESCRIPTION	SIG.TYP	RACK	CARD	POINT	PT. CONN.	SPARE	ZERO	SPAN	SIGNAL NAME
222	Centrifuge 3 Motor Stop (future automation)	DO	2	1	6					CENTRI03.STOP.OUT
223	Centrifuge 4 Motor Start (future automation)	DO	2	1	7					CENTRI04.START.OUT
224	Centrifuge 4 Motor Stop (future automation)	DO	2	1	8					CENTRI04.STOP.OUT
225	Centrifuge 5 Motor Start (future automation)	DO	2	1	9					CENTRI05.START.OUT
226	Centrifuge 5 Motor Stop (future automation)	DO	2	1	10					CENTRI05.STOP.OUT
227	Centrifuge 6 Motor Start (future automation)	DO	2	1	11					CENTRI06.START.OUT
228	Centrifuge 6 Motor Stop (future automation)	DO	2	1	12					CENTRI06.STOP.OUT
229	Centrifuge 7 Motor Start (future automation)	DO	2	1	13					CENTRI07.START.OUT
230	Centrifuge 7 Motor Stop (future automation)	DO	2	1	14					CENTRI07.STOP.OUT
231	Centrifuge 8 Motor Start (future automation)	DO	2	1	15					CENTRI08.START.OUT
232	Centrifuge 8 Motor Stop (future automation)	DO	2	1	16					CENTRI08.STOP.OUT
233	Sludge Pump 1 Hydraulic Motor Start (future automa	DO	2	2	1		1			SP01HMTR .START.OUT
234	Sludge Pump 1 Hydraulic Motor Stop (future autom	DO	2	2	2		1			SP01HMTR .STOP.OUT
235	Sludge Pump 2 Hydraulic Motor Start (future autom	DO	2	2	3		1			SP02HMTR .START.OUT
236	Sludge Pump 2 Hydraulic Motor Stop (future autom	DO	2	2	4		1			SP02HMTR .STOP.OUT
237	Sludge Pump 3 Hydraulic Motor Start (future autom	DO	2	2	5		1			SP03HMTR .START.OUT
238	Sludge Pump 3 Hydraulic Motor Stop (future autom	DO	2	2	6		1			SP03HMTR .STOP.OUT
239	Sludge Pump 4 Hydraulic Motor Start (future autom	DO	2	2	7		1			SP04HMTR .START.OUT
240	Sludge Pump 4 Hydraulic Motor Stop (future autom	DO	2	2	8		1			SP04HMTR .STOP.OUT
241	Sludge Pump 5 Hydraulic Motor Start (future autom	DO	2	2	9	1				SP05HMTR .START.OUT
242	Sludge Pump 5 Hydraulic Motor Stop (future autom	DO	2	2	10	1				SP05HMTR .STOP.OUT
243	Sludge Pump 6 Hydraulic Motor Start (future autom	DO	2	2	11	1				SP06HMTR .START.OUT
244	Sludge Pump 6 Hydraulic Motor Stop (future autom	DO	2	2	12	1				SP06HMTR .STOP.OUT
245	Sludge Pump 7 Hydraulic Motor Start (future autom	DO	2	2	13	1				SP07HMTR .START.OUT
246	Sludge Pump 7 Hydraulic Motor Stop (future autom	DO	2	2	14	1				SP07HMTR .STOP.OUT
247	Sludge Pump 8 Hydraulic Motor Start (future autom	DO	2	2	15	1				SP08HMTR .START.OUT
248	Sludge Pump 8 Hydraulic Motor Stop (future autom	DO	2	2	16	1				SP08HMTR .STOP.OUT
249	Sludge Grinder 1 Motor Start (future automatio	DO	2	3	1					SLUGRI01.START.OUT
250	Sludge Grinder 1 Motor Stop (future automatio	DO	2	3	2					SLUGRI01.STOP.OUT
251	Sludge Grinder 2 Motor Start (future automatio	DO	2	3	3					SLUGRI02.START.OUT
252	Sludge Grinder 2 Motor Stop (future automatio	DO	2	3	4					SLUGRI02.STOP.OUT
253	Sludge Grinder 3 Motor Start (future automatio	DO	2	3	5					SLUGRI03.START.OUT
254	Sludge Grinder 3 Motor Stop (future automatio	DO	2	3	6					SLUGRI03.STOP.OUT
255	Sludge Grinder 4 Motor Start (future automatio	DO	2	3	7					SLUGRI04.START.OUT
256	Sludge Grinder 4 Motor Stop (future automatio	DO	2	3	8					SLUGRI04.STOP.OUT
257	Sludge Grinder 5 Motor Start (future automatio	DO	2	3	9	1				SLUGRI05.START.OUT
258	Sludge Grinder 5 Motor Stop (future automatio	DO	2	3	10	1				SLUGRI05.STOP.OUT
259	Sludge Grinder 6 Motor Start (future automatio	DO	2	3	11	1				SLUGRI06.START.OUT
260	Sludge Grinder 6 Motor Stop (future automatio	DO	2	3	12	1				SLUGRI06.STOP.OUT
261	Sludge Grinder 7 Motor Start (future automation)	DO	2	3	13	1				SLUGRI07.START.OUT
262	Sludge Grinder 7 Motor Stop (future automation)	DO	2	3	14	1				SLUGRI07.STOP.OUT
263	Sludge Grinder 8 Motor Start (future automation)	DO	2	3	15	1				SLUGRI08.START.OUT
264	Sludge Grinder 8 Motor Stop (future automation)	DO	2	3	16	1				SLUGRI08.STOP.OUT
265	Polymer Feed Pump 1 Motor Start(future automatio	DO	2	4	1	1	1			PPMP1MTR.START.OUT
266	Polymer Feed Pump 1 Motor Stop(future automatio	DO	2	4	2		1			PPMP1MTR.STOP.OUT
267	Polymer Feed Pump 2 Motor Start(future automatio	DO	2	4	3	1	1			PPMP2MTR.START.OUT
268	Polymer Feed Pump 2 Motor Stop(future automatio	DO	2	4	4		1			PPMP2MTR.STOP.OUT
269	Polymer Feed Pump 3 Motor Start(future automatio	DO	2	4	5	1				PPMP3MTR.START.OUT
270	Polymer Feed Pump 3 Motor Stop(future automatio	DO	2	4	6		1			PPMP3MTR.STOP.OUT
271	Polymer Feed Pump 4 Motor Start(future automatio	DO	2	4	7	1				PPMP4MTR.START.OUT
272	Polymer Feed Pump 4 Motor Stop(future automatio	DO	2	4	8		1			PPMP4MTR.STOP.OUT
273	Polymer Feed Pump 5 Motor Start(future automatio	DO	2	4	9	1				PPMP5MTR.START.OUT
274	Polymer Feed Pump 5 Motor Stop(future automatio	DO	2	4	10		1			PPMP5MTR.STOP.OUT
275	Polymer Feed Pump 6 Motor Start(future automatio	DO	2	4	11	1				PPMP6MTR.START.OUT
276	Polymer Feed Pump 6 Motor Stop(future automatio	DO	2	4	12		1			PPMP6MTR.STOP.OUT
277	Polymer Feed Pump 7 Motor Start(future automatio	DO	2	4	13	1				PPMP7MTR.START.OUT
278	Polymer Feed Pump 7 Motor Stop(future automatio	DO	2	4	14		1			PPMP7MTR.STOP.OUT
279	Polymer Feed Pump 8 Motor Start(future automatio	DO	2	4	15	1				PPMP8MTR.START.OUT
280	Polymer Feed Pump 8 Motor Stop(future automatio	DO	2	4	16		1			PPMP8MTR.STOP.OUT
281	Emergency Bell	DO	2	5	1					EMERGENCY.ALARM.OUT
282	Pumps 3 & 4 off at Cluster 4 (stop chem feed)	DO	2	5	2	1				SLUDGE.PUMPS.OFF
283	Spare	DO	2	5	3		1			#VALUE!
284	Spare	DO	2	5	4		1			#VALUE!
285	Spare	DO	2	5	5		1			#VALUE!
286	Spare	DO	2	5	6		1			#VALUE!
287	Spare	DO	2	5	7		1			#VALUE!
288	Spare	DO	2	5	8		1			#VALUE!
289	Spare	DO	2	5	9		1			#VALUE!
290	Spare	DO	2	5	10		1			#VALUE!
291	Spare	DO	2	5	11		1			#VALUE!
292	Spare	DO	2	5	12		1			#VALUE!
293	Spare	DO	2	5	13		1			#VALUE!
294	Spare	DO	2	5	14		1			#VALUE!



MIAMI-DADE WATER AND SEWER DEPARTMENT  
CENTRAL DISTRICT WASTE WATER TREATMENT PLANT  
INPUT/OUTPUT LIST  
RTU CD05 - GAS SCRUBBER AREA

ITEM	DESCRIPTION	SIG.TYP	RACK	CARD	POINT	PT. CONN.	SPARE	ZERO	SPAN	SIGNAL NAME
1	Gas Compressor 1 Flow Meter	AI	1	6	1					COMPR01.FLOW.IN
2	Gas Compressor 2 Flow Meter	AI	1	6	2					COMPR02.FLOW.IN
2	Gas Compressor 3 Flow Meter	AI	1	6	3					COMPR03.FLOW.IN
3	Gas Compressor 4 Flow Meter	AI	1	6	4					COMPR04.FLOW.IN
3	Gas Flow Meter of Spheres	AI	1	6	5					GAS.FLOW.IN
4	Main Line Gas Pressure	AI	1	6	6	1				GAS.PRES.IN
4	Spare	AI	1	6	7		1			#VALUE!
5	Spare	AI	1	6	8		1			#VALUE!
5	Spare	AO	1	7	1		1			#VALUE!
6	Spare	AO	1	7	2		1			#VALUE!
6	Spare	AO	1	7	3		1			#VALUE!
7	Spare	AO	1	7	4		1			#VALUE!
7	BLANK		1	8						
8	Gas Scrubber Recirculation Pump 1 Motor	DI	1	1	1	1				RECIRP01.STATUS.IN
8	Gas Scrubber Recirculation Pump 2 Motor	DI	1	1	2	1				RECIRP02.STATUS.IN
9	Gas Scrubber Recirculation Pump 3 Motor	DI	1	1	3	1				RECIRP03.STATUS.IN
9	Gas Scrubber Recirculation Pump 4 Motor	DI	1	1	4	1				RECIRP04.STATUS.IN
10	Gas Scrubber Recirculation Pump 5 Motor	DI	1	1	5	1				RECIRP05.STATUS.IN
10	Gas Scrubber Recirculation Pump 6 Motor	DI	1	1	6	1				RECIRP06.STATUS.IN
11	Instrument Air Compressor Motor	DI	1	1	7	1				IACOMPR.STATUS.IN
11	Gas Compressor 1 Motor	DI	1	1	8	1				COMPR01.STATUS.IN
12	Gas Compressor 2 Motor	DI	1	1	9	1				COMPR02.STATUS.IN
12	Gas Compressor 3 Motor	DI	1	1	10	1				COMPR03.STATUS.IN
13	Gas Compressor 4 Motor	DI	1	1	11	1				COMPR04.STATUS.IN
13	RTU Low Battery	DI	1	1	12	1				BATLOW.STAT.IN
14	RTU AC Fail	DI	1	1	13	1				ACFAIL.STAT.IN
14	RTU AC SURGE	DI	1	1	14	1				ACSURGE.STAT.IN
15	RTU Network Switch Failure	DI	1	1	15	1				SWITCH.STAT.IN
15	Spare	DI	1	1	16		1			#VALUE!
16	Spare	DI	1	2	1		1			#VALUE!
16	Spare	DI	1	2	2		1			#VALUE!
17	Spare	DI	1	2	3		1			#VALUE!
17	Spare	DI	1	2	4		1			#VALUE!
18	Spare	DI	1	2	5		1			#VALUE!
18	Spare	DI	1	2	6		1			#VALUE!
19	Spare	DI	1	2	7		1			#VALUE!
19	Spare	DI	1	2	8		1			#VALUE!
20	Spare	DI	1	2	9		1			#VALUE!
20	Spare	DI	1	2	10		1			#VALUE!
21	Spare	DI	1	2	11		1			#VALUE!
21	Spare	DI	1	2	12		1			#VALUE!
22	Spare	DI	1	2	13		1			#VALUE!
22	Spare	DI	1	2	14		1			#VALUE!
23	Spare	DI	1	2	15		1			#VALUE!
23	Spare	DI	1	2	16		1			#VALUE!
24	BLANK		1	3						
24	Gas Scrubber Recirculation Pump 5 Motor Stop	DO	1	4	1					RECIRP05.STOP.OUT
25	Gas Scrubber Recirculation Pump 6 Motor Start	DO	1	4	2					RECIRP06.START.OUT
25	Gas Scrubber Recirculation Pump 6 Motor Stop	DO	1	4	3					RECIRP06.STOP.OUT
26	Instrument Air Compressor Motor Start	DO	1	4	4					IACOMPR.START.OUT
26	Instrument Air Compressor Motor Stop	DO	1	4	5					IACOMPR.STOP.OUT
27	Gas Compressor 1 Motor Start	DO	1	4	6					COMPR01.START.OUT
27	Gas Compressor 1 Motor Stop	DO	1	4	7					COMPR01.STOP.OUT
28	Gas Compressor 2 Motor Start	DO	1	4	8					COMPR02.START.OUT
28	Gas Compressor 2 Motor Stop	DO	1	4	9					COMPR02.STOP.OUT
29	Gas Compressor 3 Motor Start	DO	1	4	10					COMPR03.START.OUT
29	Gas Compressor 3 Motor Stop	DO	1	4	11					COMPR03.STOP.OUT
30	Gas Compressor 4 Motor Start	DO	1	4	12					COMPR04.START.OUT
30	Gas Compressor 4 Motor Stop	DO	1	4	13					COMPR04.STOP.OUT
31	Emergency Bell	DO	1	4	14	1				EMERGENCY.ALARM.OUT
31	Spare	DO	1	4	15		1			#VALUE!
32	Spare	DO	1	4	16		1			#VALUE!
32	Spare	DO	1	5	1		1			#VALUE!
33	Spare	DO	1	5	2		1			#VALUE!
33	Spare	DO	1	5	3		1			#VALUE!
34	Spare	DO	1	5	4		1			#VALUE!
34	Spare	DO	1	5	5		1			#VALUE!
35	Spare	DO	1	5	6		1			#VALUE!
35	Spare	DO	1	5	7		1			#VALUE!
36	Spare	DO	1	5	8		1			#VALUE!
36	Spare	DO	1	5	9		1			#VALUE!
37	Spare	DO	1	5	10		1			#VALUE!
37	Spare	DO	1	5	11		1			#VALUE!
38	Spare	DO	1	5	12		1			#VALUE!
38	Spare	DO	1	5	13		1			#VALUE!

MIAMI-DADE WATER AND SEWER DEPARTMENT  
CENTRAL DISTRICT WASTE WATER TREATMENT PLANT  
INPUT/OUTPUT LIST  
RTU CD06 EMERSON 204243

ITEM	DESCRIPTION	SIG.TYP	RACK	CARD	POINT	PT. CONN.	SPARE	ZERO	SPAN	SIGNAL NAME
1	Digester Tank 1 Level (Primary)	AI	2	1	1	1			10	DGTNK1P.LEVEL.IN
2	Digester Tank 2 Level (Secondary)	AI	2	1	2	1			10	DGTNK2S.LEVEL.IN
3	Digester Tank 3 Level (Primary)	AI	2	1	3	1			10	DGTNK3P.LEVEL.IN
4	Digester Tank 4 Level (Secondary)	AI	2	1	4	1			10	DGTNK4S.LEVEL.IN
5	Total Gas Flow Meter	AI	2	1	5	1			20000	TOTLGAS.FLOW.IN
6	Raw Sludge to Digester Meter	AI	2	1	6	1			1000???	RSLGDDTI.FLOW.IN
7	Total Gas Flow Pressure Transmitter	AI	2	1	7	1			60	TGFLPRES.PRES.IN
8	Waste Gas To Flare	AI	2	1	8					WGASFLAR.FLOW.IN
9	Digester Tank 1 Temp	AI	2	2	1					DIGTNK1.TEMP.IN
10	Digester Tank 2 Temp	AI	2	2	2					DIGTNK2.TEMP.IN
11	Digester Tank 3 Temp	AI	2	2	3					DIGTNK3.TEMP.IN
12	Digester Tank 4 Temp	AI	2	2	4					DIGTNK4.TEMP.IN
13	Heat Exchanger 1 Water Temperature Inlet	AI	2	2	5					HEW1.TEMP1.IN
14	Heat Exchanger 1 Water Temperature Outlet	AI	2	2	6					HEW1.TEMP2.IN
15	Heat Exchanger 1 Sludge Temp Inlet	AI	2	2	7					HES1.TEMP1.IN
16	Heat Exchanger 1 Sludge Temperature Outlet	AI	2	2	8					HES1.TEMP2.IN
17	Heat Exchanger 2 Water Temperature Inlet	AI	2	3	1					HEW2.TEMP1.IN
18	Heat Exchanger 2 Water Temperature Outlet	AI	2	3	2					HEW2.TEMP2.IN
19	Heat Exchanger 2 Sludge Temp Inlet	AI	2	3	3					HES2.TEMP1.IN
20	Heat Exchanger 2 Sludge Temperature Outlet	AI	2	3	4					HES2.TEMP2.IN
21	Digester 1 Gas Pressure	AI	2	3	5					DIGTNK1.PRES.IN
22	Digester 2 Gas Pressure	AI	2	3	6					DIGTNK2.PRES.IN
23	Digester 3 Gas Pressure	AI	2	3	7					DIGTNK3.PRES.IN
24	Digester 4 Gas Pressure	AI	2	3	8					DIGTNK4.PRES.IN
25	Raw Sludge Flow To Digester 1	AI	2	4	1					DIGTNK1.FLOW.IN
26	Raw Sludge Flow To Digester 2	AI	2	4	2					DIGTNK2.FLOW.IN
27	Raw Sludge Flow To Digester 3	AI	2	4	3					DIGTNK3.FLOW.IN
28	Total Raw Sludge Out	AI	2	4	4					TOTSLGOU.FLOW.IN
29	Temperature Transmitter	AI	2	4	5	1				ROOM_TEMP_IN
30	LEL 1 Sensor	AI	2	4	6	1				LEL1.LVL.IN
31	LEL 2 Sensor	AI	2	4	7	1				LEL2.LVL.IN
32	LEL 3 Sensor	AI	2	4	8	1				LEL3.LVL.IN
33	LEL 4 Sensor	AI	2	5	1	1				LEL4.LVL.IN
34	LEL 5 Sensor	AI	2	5	2	1				LEL5.LVL.IN
35	LEL 6 Sensor	AI	2	5	3	1				LEL6.LVL.IN
36	LEL 7 Sensor	AI	2	5	4	1				LEL7.LVL.IN
37	LEL 8 Sensor	AI	2	5	5	1				LEL8.LVL.IN
38	LEL 9 Sensor	AI	2	5	6	1				LEL9.LVL.IN
39	LEL 10 Sensor	AI	2	5	7	1				LEL10.LVL.IN
40	H2S Sensor	AI	2	5	8	1				H2S.LVL.IN
41	Blank	Blank	Blank	6	Blank					
42	Spare	AO	2	7	1					..
43	Spare	AO	2	7	2					..
44	Spare	AO	2	7	3					..
45	Spare	AO	2	7	4					..
46	Spare	AO	2	7	5					..
47	Spare	AO	2	7	6					..
48	Spare	AO	2	7	7					..
49	Spare	AO	2	7	8					..
50	Spare	AO	2	8	1					..
51	Spare	AO	2	8	2					..
52	Spare	AO	2	8	3					..
53	Spare	AO	2	8	4					..
54	Spare	AO	2	8	5					..
55	Spare	AO	2	8	6					..
56	Spare	AO	2	8	7					..
57	Spare	AO	2	8	8					..
58	Gas Booster Pump 1 Motor	DI	1	1	1					GSBSTRP1.STAT.IN
59	Gas Booster Pump 2 Motor	DI	1	1	2					GSBSTRP2.STAT.IN
60	Recirculation Pump 1 Motor	DI	1	1	3					RECIRP1.STAT.IN
61	Recirculation Pump 2 Motor	DI	1	1	4					RECIRP2.STAT.IN
62	Transfer Pump 1 Motor	DI	1	1	5					TRNFRP1.STAT.IN
63	Transfer Pump 2 Motor	DI	1	1	6					TRNFRP2.STAT.IN
64	Transfer Pump 3 Motor	DI	1	1	7					TRNFRP3.STAT.IN
65	Transfer Pump 4 Motor	DI	1	1	8					TRNFRP4.STAT.IN
66	Tank 1 Mixer 1 Motor Forward Status	DI	1	1	9					TK1MX1FW.STAT.IN
67	Tank 1 Mixer 1 Motor Reverse Status	DI	1	1	10					TK1MX1RV.STAT.IN
68	Tank 1 Mixer 2 Motor Forward Status	DI	1	1	11					TK1MX2FW.STAT.IN
69	Tank 1 Mixer 2 Motor Reverse Status	DI	1	1	12					TK1MX2RV.STAT.IN
70	Tank 1 Mixer 3 Motor Forward Status	DI	1	1	13					TK1MX3FW.STAT.IN
71	Tank 1 Mixer 3 Motor Reverse Status	DI	1	1	14					TK1MX3RV.STAT.IN
72	Tank 3 Mixer 1 Motor Forward Status	DI	1	1	15					TK3MX1FW.STAT.IN
73	Tank 3 Mixer 1 Motor Reverse Status	DI	1	1	16					TK3MX1RV.STAT.IN
74	Tank 3 Mixer 2 Motor Forward Status	DI	1	2	1					TK3MX2FW.STAT.IN
75	Tank 3 Mixer 2 Motor Reverse Status	DI	1	2	2					TK3MX2RV.STAT.IN
76	Tank 3 Mixer 3 Motor Forward Status	DI	1	2	3					TK3MX3FW.STAT.IN

MIAMI-DADE WATER AND SEWER DEPARTMENT  
CENTRAL DISTRICT WASTE WATER TREATMENT PLANT  
INPUT/OUTPUT LIST  
RTU CD06 EMERSON 204243

ITEM	DESCRIPTION	SIG.TYP	RACK	CARD	POINT	PT. CONN.	SPARE	ZERO	SPAN	SIGNAL NAME
77	Tank 3 Mixer 3 Motor Reverse Status	DI	1	2	4					TK3MX3RV.STAT.IN
78	RTU AC Power Failure	DI	1	2	5					UPS.STAT.IN
79	RTU Battery Low	DI	1	2	6					UPS.ALARM.IN
80	Emergency Call	DI	1	2	7					EMERGENCY.ALARM.IN
81	Fire Alarm	DI	1	2	8					FIRE.ALARM.IN
82	Basement Flooding	DI	1	2	9					BASEMENT.ALARM.IN
83	Exhaust Fan 1 Status	DI	1	2	10					EXHSTFN1.STAT.IN
84	Exhaust Fan 2 Status	DI	1	2	11					EXHSTFN2.STAT.IN
85	Overflow To Sanitary Sewer	DI	1	2	12					OVRFLOW.STAT.IN
86	Transfer Box High Level	DI	1	2	13					TRNFBOX.STAT.IN
87	LEL Alarm 1	DI	1	2	14	1				LEL1.ALARM.IN
88	LEL Alarm 2	DI	1	2	15	1				LEL2.ALARM.IN
89	LEL Alarm 3	DI	1	2	16	1				LEL3.ALARM.IN
90	LEL Alarm 4	DI	1	3	1	1				LEL4.ALARM.IN
91	LEL Alarm 5	DI	1	3	2	1				LEL5.ALARM.IN
92	LEL Alarm 6	DI	1	3	3	1				LEL6.ALARM.IN
93	LEL Alarm 7	DI	1	3	4	1				LEL7.ALARM.IN
94	LEL Alarm 8	DI	1	3	5	1				LEL8.ALARM.IN
95	LEL Alarm 9	DI	1	3	6	1				LEL9.ALARM.IN
96	LEL Alarm 10	DI	1	3	7	1				LEL10.ALARM.IN
97	H2S Alarm	DI	1	3	8	1				H2S.ALARM.IN
98	Valve #10 Status (Future)	DI	1	3	9	1				VALVE10.STAT.IN
99	Valve #5 Status (Future)	DI	1	3	10					VALVE5.STAT.IN
100	Valve #6 Status (Future)	DI	1	3	11					VALVE6.STAT.IN
101	RTU AC Surge Protection Failure	DI	1	3	12					ACSURGE_FAIL.IN
102	Spare	DI	1	3	13		1			..
103	Spare	DI	1	3	14		1			..
104	Spare	DI	1	3	15		1			..
105	RTU Network Switch Failure	DI	1	3	16		1			SWITCH_STAT_IN
106	<b>Blank</b>	<b>Blank</b>	<b>Blank</b>	<b>4</b>	<b>Blank</b>					
107	Gas Booster Pump 1 Motor Start	DO	1	5	1					GSBSTRP1.STRT.OUT
108	Gas Booster Pump 1 Motor Stop	DO	1	5	2					GSBSTRP1.STOP.OUT
109	Gas Booster Pump 2 Motor Start	DO	1	5	3					GSBSTRP2.STRT.OUT
110	Gas Booster Pump 2 Motor Stop	DO	1	5	4					GSBSTRP2.STOP.OUT
111	Recirculation Pump 1 Motor Start	DO	1	5	5					RECIRP1.STRT.OUT
112	Recirculation Pump 1 Motor Stop	DO	1	5	6					RECIRP1.STOP.OUT
113	Recirculation Pump 2 Motor Start	DO	1	5	7					RECIRP2.STRT.OUT
114	Recirculation Pump 2 Motor Stop	DO	1	5	8					RECIRP2.STOP.OUT
115	Transfer Pump 1 Motor Start	DO	1	5	9					TRNFPR1.STRT.OUT
116	Transfer Pump 1 Motor Stop	DO	1	5	10					TRNFPR1.STOP.OUT
117	Transfer Pump 2 Motor Start	DO	1	5	11					TRNFPR2.STRT.OUT
118	Transfer Pump 2 Motor Stop	DO	1	5	12					TRNFPR2.STOP.OUT
119	Transfer Pump 3 Motor Start	DO	1	5	13					TRNFPR3.STRT.OUT
120	Transfer Pump 3 Motor Stop	DO	1	5	14					TRNFPR3.STOP.OUT
121	Transfer Pump 4 Motor Start	DO	1	5	15					TRNFPR4.STRT.OUT
122	Transfer Pump 4 Motor Stop	DO	1	5	16					TRNFPR4.STOP.OUT
123	Tank 1 Mixer 1 Motor Forward Control	DO	1	6	1					TK1MX1FW.FWD.OUT
124	Tank 1 Mixer 1 Motor Reverse Control	DO	1	6	2					TK1MX1RV.REV.OUT
125	Tank 1 Mixer 1 Motor Stop Control	DO	1	6	3					TK1MX1.STOP.OUT
126	Tank 1 Mixer 2 Motor Forward Control	DO	1	6	4					TK1MX2FW.FWD.OUT
127	Tank 1 Mixer 2 Motor Reverse Control	DO	1	6	5					TK1MX2RV.REV.OUT
128	Tank 1 Mixer 2 Motor Stop Control	DO	1	6	6					TK1MX2.STOP.OUT
129	Tank 1 Mixer 3 Motor Forward Control	DO	1	6	7					TK1MX3FW.FWD.OUT
130	Tank 1 Mixer 3 Motor Reverse Control	DO	1	6	8					TK1MX3RV.REV.OUT
131	Tank 1 Mixer 3 Motor Stop Control	DO	1	6	9					TK1MX3.STOP.OUT
132	Tank 3 Mixer 1 Motor Forward Control	DO	1	6	10					TK3MX1FW.FWD.OUT
133	Tank 3 Mixer 1 Motor Reverse Control	DO	1	6	11					TK3MX1RV.REV.OUT
134	Tank 3 Mixer 1 Motor Stop Control	DO	1	6	12					TK3MX1.STOP.OUT
135	Tank 3 Mixer 2 Motor Forward Control	DO	1	6	13					TK3MX2FW.FWD.OUT
136	Tank 3 Mixer 2 Motor Reverse Control	DO	1	6	14					TK3MX2RV.REV.OUT
137	Tank 3 Mixer 2 Motor Stop Control	DO	1	6	15					TK3MX2.STOP.OUT
138	Tank 3 Mixer 3 Motor Forward Control	DO	1	6	16					TK3MX3FW.FWD.OUT
139	Tank 3 Mixer 3 Motor Reverse Control	DO	1	7	1					TK3MX3RV.REV.OUT
140	Tank 3 Mixer 3 Motor Stop Control	DO	1	7	2					TK3MX3.STOP.OUT
141	Emergency Bell	DO	1	7	3					EMERGENCY.ALARM.OUT
142	SPARE	DO	1	7	4		1			
143	Valve #5 Open (Future)	DO	1	7	5		1			VALVE5.OPEN.OUT
144	Valve #5 Close (Future)	DO	1	7	6		1			VALVE5.CLOSE.OUT
145	Valve #6 Open (Future)	DO	1	7	7		1			VALVE6.OPEN.OUT
146	Valve #6 Close (Future)	DO	1	7	8		1			VALVE6.CLOSE.OUT
147	Valve #7 Open (Future)	DO	1	7	9		1			VALVE7.OPEN.OUT
148	Valve #7 Close (Future)	DO	1	7	10		1			VALVE7.CLOSE.OUT
149	Valve #8 Open (Future)	DO	1	7	11		1			VALVE8.OPEN.OUT
150	Valve #8 Close (Future)	DO	1	7	12		1			VALVE8.CLOSE.OUT
151	Valve #9 Open (Future)	DO	1	7	13		1			VALVE9.OPEN.OUT
152	Valve #9 Close (Future)	DO	1	7	14		1			VALVE9.CLOSE.OUT

MIAMI-DADE WATER AND SEWER DEPARTMENT  
 CENTRAL DISTRICT WASTE WATER TREATMENT PLANT  
 INPUT/OUTPUT LIST  
 RTU CD06 EMERSON 204243

ITEM	DESCRIPTION	SIG.TYP	RACK	CARD	POINT	PT. CONN.	SPARE	ZERO	SPAN	SIGNAL NAME
153	Valve #10 Open (Future)	DO	1	7	15		1			VALVE10.OPEN.OUT
154	Valve #10 Close (Future)	DO	1	7	16		1			VALVE10.CLOSE.OUT
155	<b>Blank</b>	<b>Blank</b>	<b>Blank</b>	<b>8</b>	<b>Blank</b>					



MIAMI-DADE WATER AND SEWER DEPARTMENT  
CENTRAL DISTRICT WASTE WATER TREATMENT PLANT  
INPUT/OUTPUT LIST  
RTU CD07 PLANT 2 DIGESTER 2

ITEM	DESCRIPTION	SIG. TYPE	RACK	CARD	POINT	PT.CONN	ZERO	SPAN	SIGNALNAME
1	Digester Tank 5 Level Primary	8-AI	2	4	1	X	0	15	DIGTNK5_LVL_I
2	Digester Tank 6 Level Secondary	8-AI	2	4	2	X	0	15	DIGTNK6_LVL_I
3					9	X			
4	Digester Tank 7 Level Primary	8-AI	2	4	3	X	0	15	DIGTNK7_LVL_I
5	Digester Tank 8 Level Secondary	8-AI	2	4	4	X	0	9.4	DIGTNK8_LVL_I
6					10				
7	Gas Flow Total Meter	8-AI	2	4	5	X	0	400	TOTLGAS_FLOW_I
8	Raw Sludge to Digester #2 Primary (future)	8-AI	2	4	6	X	0	1000	RSLGDTDI_FLOW_I
9					19	X			
10	Gas Flow Total Pressure Transmitter	8-AI	2	4	7	X	0	100	TGFLPRES_PRES_I
11	Waste Gas Flow to Flare (future)	8-AI	2	4	8	X	0	40000	WGASFLAR_FLOW_I
12					20				
13	Valve 1 Position (future)	8-AI	2	5	1	X	0	100	VLVPOS1_POS_I
14	Valve 2 Position	8-AI	2	5	2	X	0	100	VLVPOS2_POS_I
15					9				
16	Valve 3 Position	8-AI	2	5	3	X	0	100	VLVPOS3_POS_I
17	Valve 4 Position (future)	8-AI	2	5	4	X	0	100	VLVPOS4_POS_I
18					10				
19	Digester Tank 5 Flow	8-AI	2	5	5	X	0	550	DIGTNK5_FLOW_I
20	Digester Tank 6 Flow	8-AI	2	5	6	X	0	550	DIGTNK6_FLOW_I
21					19				
22	Digester Tank 7 Flow	8-AI	2	5	7	X	0	550	DIGTNK7_TEMP_I
23	Total Raw sludge to digester	8-AI	2	5	8	X	0	1200	TRSC2DW_FLOW_I
24					20				
25	Digester Tank 5 Cover Gas Pressure	8-AI	2	6	1	X	0	15	DIGTNK5_PRES_I
26	Digester Tank 6 Cover Gas Pressure	8-AI	2	6	2	X	0	15	DIGTNK6_PRES_I
27					9				
28	Digester Tank 7 Cover Gas Pressure	8-AI	2	6	3	X	0	15	DIGTNK7_PRES_I
29	Digester Tank 8 Cover Gas Pressure	8-AI	2	6	4	X	0	15	DIGTNK8_PRES_I
30					10				
31	Digester Tank 6 Temperature	8-AI	2	6	5	X	0	180	DIGTNK5_TEMP_I
32	Digester Tank 7 Temperature	8-AI	2	6	6	X	0	180	DIGTNK6_TEMP_I
33					19				
34	Digester Tank 8 Temperature	8-AI	2	6	7	X	0	180	DIGTNK7_TEMP_I
35	Digester Tank 9 Temperature	8-AI	2	6	8	X	0	180	DIGTNK8_TEMP_I
36					20				
37	Valve 5 Position (future)	8-AI	2	7	1	X	0	100	VLVPOS5_POS_I
38	Heat Exchanger 1 Sludge Out Temperature	8-AI	2	7	2	X	85	30	HES1_TEMP2_I
39					9				
40	Heat Exchanger 1 Sludge Temperature In	8-AI	2	7	3	X	0	100	HES1_TEMP1_I
41	Heat Exchanger 1 Water In Temperature	8-AI	2	7	4	X	0	100	HEW1_TEMP1_I
42					10				
43	Heat Exchanger 1 Water Out Temperature	8-AI	2	7	5	X	0	100	HEW1_TEMP2_I
44	Heat Exchanger 2 Sludge Out Temperature	8-AI	2	7	6	X	85	30	HES2_TEMP2_I
45					19				
46	Heat Exchanger 2 Sludge Temperature In	8-AI	2	7	7	X	0	100	HES2_TEMP1_I
47	Heat Exchanger 2 Water In Temperature	8-AI	2	7	8	X	0	100	HEW2_TEMP1_I
48					20				
49	Heat Exchanger 2 Water Out Temperature	8-AI	2	8	1	X	0	100	HEW2_TEMP2_I
50	Heat Exchanger 3 Sludge Out Temperature	8-AI	2	8	2	X	85	30	HES1_TEMP2_I
51					9				
52	Heat Exchanger 3 Sludge Temperature In	8-AI	2	8	3	X	0	100	HES1_TEMP1_I
53	Heat Exchanger 3 Water In Temperature	8-AI	2	8	4	X	0	100	HEW1_TEMP1_I
54					10				
55	Heat Exchanger 3 Water Out Temperature	8-AI	2	8	5	X	0	100	HEW1_TEMP2_I
56	SUPERNATE FLOW	8-AI	2	8	6	X	0	1200	SUPRNATE_FLOW_I
57					19				
58	Gas Booster	8-AI	2	8	7	X	0	100	GASBOSTR_PRES_I
59	Digester Tank 5 Level 2 Primary	8-AI	2	8	8	X	0	15	DIGTNK5_LEVEL2_I
60					20				
61	Digester Tank 6 Level 2 Secondary	8-AI	3	1	1	X	0	15	DIGTNK6_LEVEL2_I
62	Digester Tank 7 Level 2 Secondary	8-AI	3	1	2	X	0	15	DIGTNK7_LEVEL2_I
63					9				
64	LEL Sensor 1	8-AI	3	1	3	X	0	100	LEL1_LVL_I
65	LEL Sensor 2	8-AI	3	1	4	X	0	100	LEL2_LVL_I
66					10				
67	LEL Sensor 3	8-AI	3	1	5	X	0	100	LEL3_LVL_I
68	LEL Sensor 4	8-AI	3	1	6	X	0	100	LEL4_LVL_I
69					19				
70	LEL Sensor 5	8-AI	3	1	7	X	0	100	LEL5_LVL_I
71	LEL Sensor 6	8-AI	3	1	8	X	0	100	LEL6_LVL_I
72					20				
73	LEL Sensor 7	8-AI	3	2	1	X	0	15	LEL7_LVL_I
74	LEL Sensor 8	8-AI	3	2	2	X	0	15	LEL8_LVL_I
75					9				
76	LEL Sensor 9	8-AI	3	2	3	X	0	100	LEL9_LVL_I

MIAMI-DADE WATER AND SEWER DEPARTMENT  
CENTRAL DISTRICT WASTE WATER TREATMENT PLANT  
INPUT/OUTPUT LIST  
RTU CD07 PLANT 2 DIGESTER 2

ITEM	DESCRIPTION	SIG. TYPE	RACK	CARD	POINT	PT.CONN	ZERO	SPAN	SIGNALNAME
77	LEL Sensor 10	8-AI	3	2	4	X	0	100	LEL10_LVL_I
78					10				
79	H2S Sensor 1	8-AI	3	2	5	X	0	50	H2S1_LVL_I
80	H2S Sensor 2	8-AI	3	2	6	X	0	50	H2S2_LVL_I
81					19				
82	SPARE-AI	8-AI	3	2	7				
83	SPARE-AI	8-AI	3	2	8				
84					20				
85	SPARE-AI	8-AI	3	3	1				
86	SPARE-AI	8-AI	3	3	2				
87					9				
88	SPARE-AI	8-AI	3	3	3				
89	SPARE-AI	8-AI	3	3	4				
90					10				
91	SPARE-AI	8-AI	3	3	5				
92	SPARE-AI	8-AI	3	3	6				
93					19				
94	SPARE-AI	8-AI	3	3	7				
95	SPARE-AI	8-AI	3	3	8				
96					20				
97	Valve 1 Control (future)	4-AO	3	6	1				VLVCTRL1_POS_OUT
98	Valve 2 Control (future)	4-AO	3	6	2				VLVCTRL2_POS_OUT
99	Valve 3 Control (future)	4-AO	3	6	3				VLVCTRL3_POS_OUT
100	Valve 4 Control (future)	4-AO	3	6	4				VLVCTRL4_POS_OUT
101	SPARE-AO	4-AO	2	7	1				
102	SPARE-AO	4-AO	2	7	2				
103	SPARE-AO	4-AO	2	7	3				
104	SPARE-AO	4-AO	2	7	4				
105	Gas Booster Pump 1 Motor	16-DI	1	1	1	X			GSBSTRP1_STAT_IN
106	Gas Booster Pump 2 Motor	16-DI	1	1	2	X			GSBSTRP2_STAT_IN
107	Recirculation Pump 1 Motor	16-DI	1	1	3	X			RECIRP1_STAT_IN
108	Recirculation Pump 2 Motor	16-DI	1	1	4	X			RECIRP2_STAT_IN
109	Recirculation Pump 3 Motor	16-DI	1	1	5	X			RECIRP3_STAT_IN
110	Transfer Pump 1 Motor	16-DI	1	1	6	X			TRNFRP1_STAT_IN
111	Transfer Pump 2 Motor	16-DI	1	1	7	X			TRNFRP2_STAT_IN
112	RTU AC FAILURE	16-DI	1	1	8	X			UPS_STAT_IN
113	RTU Battery low	16-DI	1	1	9	X			UPS_ALARM_IN
114	Emergency Call	16-DI	1	1	10	X			EMERGENCY_ALARM_IN
115	Fire Alarm (future)	16-DI	1	1	11				FIRE_ALARM_IN
116	EXHAUST FAN STAT	16-DI	1	1	12	X			EXHSTFAN_ALARM_IN
117	SUPPLY FAN STAT	16-DI	1	1	13	X			SUPLYFAN_ALARM_IN
118	LEL SENSOR ALARM 1	16-DI	1	1	14	X			LEL1_ALARM_IN
119	LEL SENSOR ALARM 2	16-DI	1	1	15	X			LEL2_ALARM_IN
120	LEL SENSOR ALARM 3	16-DI	1	1	16	X			LEL3_ALARM_IN
121	LEL SENSOR ALARM 4	16-DI	1	2	1	X			LEL4_ALARM_IN
122	LEL SENSOR ALARM 5	16-DI	1	2	2	X			LEL5_ALARM_IN
123	LEL SENSOR ALARM 6	16-DI	1	2	3	X			LEL6_ALARM_IN
124	LEL SENSOR ALARM 7	16-DI	1	2	4	X			LEL7_ALARM_IN
125	H2S ALARM SENSOR 1	16-DI	1	2	5	X			H2S1_ALARM_IN
126	Digester Tank #5 Mixer 1 Forward Status	16-DI	1	2	6	X			DTK5MX1F_STAT_IN
127	Digester Tank #5 Mixer 1 Reverse Status	16-DI	1	2	7	X			DTK5MX1R_STAT_IN
128	Digester Tank #6 Mixer 1 Forward Status	16-DI	1	2	8	X			DTK6MX1F_STAT_IN
129	Digester Tank #6 Mixer 1 Reverse Status	16-DI	1	2	9	X			DTK6MX1R_STAT_IN
130	Digester Tank #7 Mixer 1 Forward Status	16-DI	1	2	10	X			DTK7MX1F_STAT_IN
131	Digester Tank #7 Mixer 1 Reverse Status	16-DI	1	2	11	X			DTK7MX1R_STAT_IN
132	OVERFLOW ALARM	16-DI	1	2	12	X			OVRFLOW_ALARM_IN
133	TRANSFER BOX 5 ALARM	16-DI	1	2	13	X			TRNFBOX5_ALARM_IN
134	VALVE 5 STATUS	16-DI	1	2	14	X			VALVE5_STAT_IN
135	VALVE 6 STATUS	16-DI	1	2	15	X			VALVE6_STAT_IN
136	VALVE 7 STATUS	16-DI	1	2	16	X			VALVE7_STAT_IN
137	VALVE 8 STATUS	16-DI	1	3	1	X			VALVE8_STAT_IN
138	VALVE 9 STATUS	16-DI	1	3	2	X			VALVE9_STAT_IN
139	VALVE 10 STATUS	16-DI	1	3	3	X			VALVE10_STAT_IN
140	RTU AC SURGE FAILURE	16-DI	1	3	4	X			ACSURGE_FAIL_IN
141	SPARE-DI	16-DI	1	3	5				
142	SPARE-DI	16-DI	1	3	6				
143	SPARE-DI	16-DI	1	3	7				
144	SPARE-DI	16-DI	1	3	8				
145	Digester Tank #5 Mixer 2 Forward Status	16-DI	1	3	9				DTK5MX2F_STAT_IN
146	Digester Tank #5 Mixer 2 Reverse Status	16-DI	1	3	10				DTK5MX2R_STAT_IN
147	Digester Tank #5 Mixer 3 Forward Status	16-DI	1	3	11				DTK5MX3F_STAT_IN
148	Digester Tank #5 Mixer 3 Reverse Status	16-DI	1	3	12				DTK5MX3R_STAT_IN
149	Digester Tank #6 Mixer 2 Forward Status	16-DI	1	3	13				DTK6MX2F_STAT_IN
150	Digester Tank #6 Mixer 2 Reverse Status	16-DI	1	3	14				DTK6MX2R_STAT_IN
151	Digester Tank #6 Mixer 3 Forward Status	16-DI	1	3	15				DTK6MX3F_STAT_IN
152	Digester Tank #6 Mixer 3 Reverse Status	16-DI	1	3	16				DTK6MX3R_STAT_IN

MIAMI-DADE WATER AND SEWER DEPARTMENT  
CENTRAL DISTRICT WASTE WATER TREATMENT PLANT  
INPUT/OUTPUT LIST  
RTU CD07 PLANT 2 DIGESTER 2

ITEM	DESCRIPTION	SIG. TYPE	RACK	CARD	POINT	PT.CONN	ZERO	SPAN	SIGNALNAME
153	Digester Tank #7 Mixer 2 Forward Status	16-DI	1	4	1				DTK7MX2F_STAT_IN
154	Digester Tank #7 Mixer 2 Reverse Status	16-DI	1	4	2				DTK7MX2R_STAT_IN
155	Digester Tank #7 Mixer 3 Forward Status	16-DI	1	4	3				DTK7MX3F_STAT_IN
156	Digester Tank #7 Mixer 3 Reverse Status	16-DI	1	4	4				DTK7MX3R_STAT_IN
157	TRANSFER BOX 6 ALARM	16-DI	1	4	5				TRNFBOX6_ALRM_IN
158	TRANSFER BOX 7 ALARM	16-DI	1	4	6				TRNFBOX7_ALRM_IN
159	SPARE-DI	16-DI	1	4	7				
160	DIGESTER TANK 5 ALARM 1 HIGH LEVEL	16-DI	1	4	8				DIGTNK5_ALARM1_IN
161	DIGESTER TANK 6 ALARM 1 HIGH LEVEL	16-DI	1	4	9				DIGTNK6_ALARM1_IN
162	DIGESTER TANK 7 ALARM 1 HIGH LEVEL	16-DI	1	4	10				DIGTNK7_ALARM1_IN
163	DIGESTER TANK 8 ALARM 1 HIGH LEVEL	16-DI	1	4	11				DIGTNK8_ALARM1_IN
164	DIGESTER TANK 5 ALARM 1 LOW LEVEL	16-DI	1	4	12				DIGTNK5_ALARM2_IN
165	DIGESTER TANK 6 ALARM 1 LOW LEVEL	16-DI	1	4	13				DIGTNK6_ALARM2_IN
166	DIGESTER TANK 7 ALARM 1 LOW LEVEL	16-DI	1	4	14				DIGTNK7_ALARM2_IN
167	DIGESTER TANK 8 ALARM 1 LOW LEVEL	16-DI	1	4	15				DIGTNK8_ALARM2_IN
168	SPARE-DI	16-DI	1	4	16				
169	LEL SENSOR ALARM 8	16-DI	1	4	1				LEL8_ALRM_IN
170	LEL SENSOR ALARM 9	16-DI	1	4	2				LEL9_ALRM_IN
171	LEL SENSOR ALARM 10	16-DI	1	4	3				LEL10_ALRM_IN
172	H2S ALARM SENSOR 2	16-DI	1	4	4				H2S2_ALRM_IN
173	SPARE-DI	16-DI	1	4	5				
174	SPARE-DI	16-DI	1	4	6				
175	SPARE-DI	16-DI	1	4	7				
176	SPARE-DI	16-DI	1	4	8				
177	SPARE-DI	16-DI	1	4	9				
178	SPARE-DI	16-DI	1	4	10				
179	SPARE-DI	16-DI	1	4	11				
180	SPARE-DI	16-DI	1	4	12				
181	SPARE-DI	16-DI	1	4	13				
182	SPARE-DI	16-DI	1	4	14				
183	SPARE-DI	16-DI	1	4	15				
184	RTU Network Switch Failure	16-DI	1	4	16				SWITCH_STAT_IN
185	Transfer Pump 1 Motor Start	16-DO	1	8	1				TRNFRP1_STRT_OUT
186	Transfer Pump 1 Motor Stop	16-DO	1	8	2				TRNFRP1_STOP_OUT
187	Transfer Pump 2 Motor Start	16-DO	1	8	3				TRNFRP2_STRT_OUT
188	Transfer Pump 2 Motor Stop	16-DO	1	8	4				TRNFRP2_STOP_OUT
189	Transfer Pump 3 Motor Start	16-DO	1	8	5				TRNFRP3_STRT_OUT
190	Transfer Pump 3 Motor Stop	16-DO	1	8	6				TRNFRP3_STOP_OUT
191	Transfer Pump 4 Motor Start	16-DO	1	8	7				TRNFRP4_STRT_OUT
192	Transfer Pump 4 Motor Stop	16-DO	1	8	8				TRNFRP4_STOP_OUT
193	Recirculation Pump 1 Motor Start	16-DO	1	8	9				RECIRP1_STRT_OUT
194	Recirculation Pump 1 Motor Stop	16-DO	1	8	10				RECIRP1_STOP_OUT
195	Recirculation Pump 2 Motor Start	16-DO	1	8	11				RECIRP2_STRT_OUT
196	Recirculation Pump 2 Motor Stop	16-DO	1	8	12				RECIRP2_STOP_OUT
197	Gas Booster Pump 1 Motor Start	16-DO	1	8	13				GSBSTRP1_STRT_OUT
198	Gas Booster Pump 1 Motor Stop	16-DO	1	8	14				GSBSTRP1_STOP_OUT
199	Gas Booster Pump 2 Motor Start	16-DO	1	8	15				GSBSTRP2_STRT_OUT
200	Gas Booster Pump 2 Motor Stop	16-DO	1	8	16				GSBSTRP2_STOP_OUT
201	Emergency Bell	16-DO	2	1	1				EMERGNCY_ALRM_OUT
202	SPARE-DO	16-DO	2	1	2				
203	SPARE-DO	16-DO	2	1	3				
204	SPARE-DO	16-DO	2	1	4				
205	SPARE-DO	16-DO	2	1	5				
206	SPARE-DO	16-DO	2	1	6				
207	SPARE-DO	16-DO	2	1	7				
208	SPARE-DO	16-DO	2	1	8				
209	SPARE-DO	16-DO	2	1	9				
210	SPARE-DO	16-DO	2	1	10				
211	SPARE-DO	16-DO	2	1	11				
212	SPARE-DO	16-DO	2	1	12				
213	SPARE-DO	16-DO	2	1	13				
214	SPARE-DO	16-DO	2	1	14				
215	SPARE-DO	16-DO	2	1	15				
216	SPARE-DO	16-DO	2	1	16				
217	SPARE-DO	16-DO	2	2	1				
218	SPARE-DO	16-DO	2	2	2				
219	SPARE-DO	16-DO	2	2	3				
220	SPARE-DO	16-DO	2	2	4				
221	SPARE-DO	16-DO	2	2	5				
222	SPARE-DO	16-DO	2	2	6				
223	SPARE-DO	16-DO	2	2	7				
224	SPARE-DO	16-DO	2	2	8				
225	SPARE-DO	16-DO	2	2	9				
226	SPARE-DO	16-DO	2	2	10				
227	SPARE-DO	16-DO	2	2	11				
228	SPARE-DO	16-DO	2	2	12				

MIAMI-DADE WATER AND SEWER DEPARTMENT  
CENTRAL DISTRICT WASTE WATER TREATMENT PLANT  
INPUT/OUTPUT LIST  
RTU CD07 PLANT 2 DIGESTER 2

ITEM	DESCRIPTION	SIG. TYPE	RACK	CARD	POINT	PT.CONN	ZERO	SPAN	SIGNALNAME
229	SPARE-DO	16-DO	2	2	13				
230	SPARE-DO	16-DO	2	2	14				
231	SPARE-DO	16-DO	2	2	15				
232	SPARE-DO	16-DO	2	2	16				
233	SPARE-DO	16-DO	2	3	1				
234	SPARE-DO	16-DO	2	3	2				
235	SPARE-DO	16-DO	2	3	3				
236	SPARE-DO	16-DO	2	3	4				
237	SPARE-DO	16-DO	2	3	5				
238	SPARE-DO	16-DO	2	3	6				
239	SPARE-DO	16-DO	2	3	7				
240	SPARE-DO	16-DO	2	3	8				
241	SPARE-DO	16-DO	2	3	9				
242	SPARE-DO	16-DO	2	3	10				
243	SPARE-DO	16-DO	2	3	11				
244	SPARE-DO	16-DO	2	3	12				
245	SPARE-DO	16-DO	2	3	13				
246	SPARE-DO	16-DO	2	3	14				
247	SPARE-DO	16-DO	2	3	15				
248	SPARE-DO	16-DO	2	3	16				
<b>TOTALCONNECTED</b>			0						
<b>PERCENTAGECONNECTED+SPARES</b>			0.0%						
<b>SPARES</b>			0						

MIAMI-DADE WATER AND SEWER DEPARTMENT  
CENTRAL DISTRICT WASTE WATER TREATMENT PLANT  
INPUT/OUTPUT LIST  
RTU CD08 PLANT 2 DIGEST BUILDING 3

ITEM	DESCRIPTION	SIG.TYP	RACK	CARD	POINT	PT. CONN.	SPARE	ZERO	SPAN	SIGNAL NAME
1	Digester Tank 9 Level (Primary)	AI	2	1	1	1				DIGTNK9P.LEVEL.IN
2	Digester Tank 10 Level (Secondary)	AI	2	1	2	1				DIGTNK10S.LEVEL.IN
3	Digester Tank 11 Level (Primary)	AI	2	1	3	1				DIGTNK11P.LEVEL.IN
4	Digester Tank 12 Level (Secondary)	AI	2	1	4	1				DIGTNK12S.LEVEL.IN
5	Total Gas Flow Meter	AI	2	1	5	1				TOTLGAS.FLOW.IN
6	Total Raw Sludge To Digester Meter	AI	2	1	6	1				RSLGDDTI.FLOW.IN
7	Total Gas Flow Pressure Transmitter	AI	2	1	7	1				TGFLPRES.PRES.IN
8	Waste Gas To Flare	AI	2	1	8					WGASFLAR.FLOW.IN
9	Digest Temp 1	AI	2	2	1					DIGTNK1.TEMP.IN
10	Digest Temp 2	AI	2	2	2					DIGTNK2.TEMP.IN
11	Digest Temp 3	AI	2	2	3					DIGTNK3.TEMP.IN
12	Digest Temp 4	AI	2	2	4					DIGTNK4.TEMP.IN
13	Heat Exchanger 1 Water In	AI	2	2	5					HEW1.TEMP1.IN
14	Heat Exchanger 1 Water Out	AI	2	2	6					HEW1.TEMP2.IN
15	Heat Exchanger 1 Sludge In	AI	2	2	7					HES1.TEMP1.IN
16	Heat Exchanger 1 Sludge Out	AI	2	2	8					HES1.TEMP2.IN
17	Heat Exchanger 2 Water In	AI	2	3	1					HEW2.TEMP1.IN
18	Heat Exchanger 2 Water Out	AI	2	3	2					HEW2.TEMP2.IN
19	Heat Exchanger 2 Sludge In	AI	2	3	3					HES2.TEMP1.IN
20	Heat Exchanger 2 Sludge Out	AI	2	3	4					HES2.TEMP2.IN
21	Valve #1 Position (future)	AI	2	3	5					VALVE1.POS.IN
22	Valve #2 Position (future)	AI	2	3	6					VALVE2.POS.IN
23	Valve #3 Position (future)	AI	2	3	7					VALVE3.POS.IN
24	Valve #4 Position (future)	AI	2	3	8					VALVE4.POS.IN
25	Raw Sludge Flow to Digester #9	AI	2	4	1					DIGTNK9.FLOW.IN
26	Raw Sludge Flow to Digester #10	AI	2	4	2					DIGTNK10.FLOW.IN
27	Raw Sludge Flow to Digester #11	AI	2	4	3					DIGTNK11.FLOW.IN
28	Total Raw Sludge Flow Out Cluster #3	AI	2	4	4					TRSC3DW.FLOW.IN
29	Temperature Transmitter	AI	2	4	5	1				ROOM_TEMP_IN
30	LEL 1 Sensor	AI	2	4	6	1		0	100	LEL1.LVL.IN
31	LEL 2 Sensor	AI	2	4	7	1		0	100	LEL2.LVL.IN
32	LEL 3 Sensor	AI	2	4	8	1		0	100	LEL3.LVL.IN
33	LEL 4 Sensor	AI	2	5	1	1		0	100	LEL4.LVL.IN
34	LEL 5 Sensor	AI	2	5	2	1		0	100	LEL5.LVL.IN
35	LEL 6 Sensor	AI	2	5	3	1		0	100	LEL6.LVL.IN
36	LEL 7 Sensor	AI	2	5	4	1		0	100	LEL7.LVL.IN
36	LEL 8 Sensor	AI	2	5	5	1		0	100	LEL8.LVL.IN
36	LEL 9 Sensor	AI	2	5	6	1		0	100	LEL9.LVL.IN
36	LEL 10 Sensor	AI	2	5	7	1		0	100	LEL10.LVL.IN
36	H2S Sensor	AI	2	5	8	1		0	50	H2S.LVL.IN
	<b>Blank</b>	<b>Blank</b>	<b>Blank</b>	<b>6</b>	<b>Blank</b>					
37	Valve #1 Control (future)	AO	2	7	1		1			VALVE1.CTRL.OUT
38	Valve #2 Control (future)	AO	2	7	2		1			VALVE2.CTRL.OUT
39	Valve #3 Control (future)	AO	2	7	3		1			VALVE3.CTRL.OUT
40	Valve #4 Control (future)	AO	2	7	4		1			VALVE4.CTRL.OUT
41	Spare	AO	2	7	5		1			Spare
42	Spare	AO	2	7	6		1			Spare
43	Spare	AO	2	7	7		1			Spare
44	Spare	AO	2	7	8		1			Spare
45	Spare	AO	2	8	1		1			Spare
46	Spare	AO	2	8	2		1			Spare
47	Spare	AO	2	8	3		1			Spare
48	Spare	AO	2	8	4		1			Spare
49	Spare	AO	2	8	5		1			Spare
50	Spare	AO	2	8	6		1			Spare
51	Spare	AO	2	8	7		1			Spare
52	Spare	AO	2	8	8		1			Spare
53	Gas Booster Pump 1 Motor	DI	1	1	1	1				GSBSTRP1.STAT.IN
54	Gas Booster Pump 2 Motor	DI	1	1	2	1				GSBSTRP2.STAT.IN
55	Recirculation Pump 1 Motor	DI	1	1	3	1				RECIRP1.STAT.IN
56	Recirculation Pump 2 Motor	DI	1	1	4	1				RECIRP2.STAT.IN
57	Recirculation Pump 3 Motor (future)	DI	1	1	5	1	1			RECIRP3.STAT.IN
58	Transfer Pump 1 Motor	DI	1	1	6	1				TRNFRP1.STAT.IN
59	Transfer Pump 2 Motor	DI	1	1	7	1				TRNFRP2.STAT.IN
60	Transfer Pump 3 Motor	DI	1	1	8	1				TRNFRP3.STAT.IN
61	Transfer Pump 4 Motor	DI	1	1	9	1				TRNFRP4.STAT.IN
62	RTU Power Failure	DI	1	1	10	1				ACFAIL_001.STAT.IN
63	RTU Battery Low	DI	1	1	11	1				BATT_LOW_001.ALARM.IN
64	Emergency Call	DI	1	1	12					EMERGENCY.ALARM.IN
65	Fire Alarm	DI	1	1	13					FIRE.ALARM.IN
66	Basement Flooding	DI	1	1	14	1				BASEMENT.ALARM.IN
67	LEL Alarm 1	DI	1	1	15	1				LEL1.ALARM.IN
68	LEL Alarm 2	DI	1	1	16	1				LEL2.ALARM.IN
69	LEL Alarm 3	DI	1	2	1	1				LEL3.ALARM.IN
70	LEL Alarm 4	DI	1	2	2	1				LEL4.ALARM.IN
71	LEL Alarm 5	DI	1	2	3	1				LEL5.ALARM.IN

MIAMI-DADE WATER AND SEWER DEPARTMENT  
CENTRAL DISTRICT WASTE WATER TREATMENT PLANT  
INPUT/OUTPUT LIST  
RTU CD08 PLANT 2 DIGEST BUILDING 3

ITEM	DESCRIPTION	SIG.TYP	RACK	CARD	POINT	PT. CONN.	SPARE	ZERO	SPAN	SIGNAL NAME
72	LEL Alarm 6	DI	1	2	4	1				LEL6.ALARM.IN
73	LEL Alarm 7	DI	1	2	5	1				LEL7.ALARM.IN
74	LEL Alarm 8	DI	1	2	6	1				LEL8.ALARM.IN
75	Digester Tank #9 Mixer Forward Status	DI	1	2	7					DITK9MF.STAT.IN
76	Digester Tank #9 Mixer Reverse Status	DI	1	2	8					DITK9MR.STAT.IN
77	Digester Tank #10 Mixer Forward Status	DI	1	2	9					DITK10MF.STAT.IN
78	Digester Tank #10 Mixer Reverse Status	DI	1	2	10					DITK10MR.STAT.IN
79	Digester Tank #11 Mixer Forward Status	DI	1	2	11					DITK11MF.STAT.IN
80	Digester Tank #11 Mixer Reverse Status	DI	1	2	12					DITK11MR.STAT.IN
81	Over Flow To Sanitary Sewer	DI	1	2	13					OVRFLOW.STAT.IN
82	Transfer Box High Level	DI	1	2	14					TRNFBOX.STAT.IN
83	LEL Alarm 9	DI	1	2	15	1				LEL9.ALARM.IN
84	LEL Alarm 10	DI	1	2	16	1				LEL10.ALARM.IN
85	H2S Alarm	DI	1	3	1	1				H2S.ALARM.IN
86	Valve #8 Status (future)	DI	1	3	2		1			VALVE8.STAT.IN
87	Valve #9 Status (future)	DI	1	3	3		1			VALVE9.STAT.IN
88	Valve #10 Status (future)	DI	1	3	4		1			VALVE10.STAT.IN
89	RTU Surge Suppressor Failure	DI	1	3	5	1				ACSURGE.FAIL.IN
90	Spare	DI	1	3	6		1			Spare
91	Spare	DI	1	3	7		1			Spare
92	Spare	DI	1	3	8		1			Spare
89	Spare	DI	1	3	9		1			Spare
90	Spare	DI	1	3	10		1			Spare
91	Spare	DI	1	3	11		1			Spare
92	Spare	DI	1	3	12		1			Spare
89	Spare	DI	1	3	13		1			Spare
90	Spare	DI	1	3	14		1			Spare
91	Spare	DI	1	3	15		1			Spare
92	RTU Network Switch Failure	DI	1	3	16		1			SWITCH_STAT_IN
	<b>Blank</b>	<b>Blank</b>	<b>Blank</b>	<b>4</b>	<b>Blank</b>					
93	Gas Booster Pump 1 Motor Start	DO	1	5	1					GSBSTRP1.STRT.OUT
94	Gas Booster Pump 1 Motor Stop	DO	1	5	2					GSBSTRP1.STOP.OUT
95	Gas Booster Pump 2 Motor Start	DO	1	5	3					GSBSTRP2.STRT.OUT
96	Gas Booster Pump 2 Motor Stop	DO	1	5	4					GSBSTRP2.STOP.OUT
97	Recirculation Pump 1 Motor Start	DO	1	5	5					RECIRP1.STRT.OUT
98	Recirculation Pump 1 Motor Stop	DO	1	5	6					RECIRP1.STOP.OUT
99	Recirculation Pump 2 Motor Start	DO	1	5	7					RECIRP2.STRT.OUT
100	Recirculation Pump 2 Motor Stop	DO	1	5	8					RECIRP2.STOP.OUT
101	Recirculation Pump 3 Motor Start (future)	DO	1	5	9		1			RECIRP3.STRT.OUT
102	Recirculation Pump 3 Motor Stop (future)	DO	1	5	10		1			RECIRP3.STOP.OUT
103	Transfer Pump 1 Motor Start	DO	1	5	11					TRNFRP1.STRT.OUT
104	Transfer Pump 1 Motor Stop	DO	1	5	12					TRNFRP1.STOP.OUT
105	Transfer Pump 2 Motor Start	DO	1	5	13					TRNFRP2.STRT.OUT
106	Transfer Pump 2 Motor Stop	DO	1	5	14					TRNFRP2.STOP.OUT
107	Transfer Pump 3 Motor Start	DO	1	5	15					TRNFRP3.STRT.OUT
108	Transfer Pump 3 Motor Stop	DO	1	5	16					TRNFRP3.STOP.OUT
109	Transfer Pump 4 Motor Start	DO	1	6	1					TRNFRP4.STRT.OUT
110	Transfer Pump 4 Motor Stop	DO	1	6	2					TRNFRP4.STOP.OUT
111	Emergency Bell	DO	1	6	3					EMERGNCY.ALARM.OUT
112	Spare	DO	1	6	4		1			Spare
113	Digester Tank #9 Mixer Forward Control	DO	1	6	5					DITK9MF.CTRL.OUT
114	Digester Tank #9 Mixer Reverse Control	DO	1	6	6					DITK9MR.CTRL.OUT
115	Digester Tank #9 Stop Control	DO	1	6	7					DITK9MS.CTRL.OUT
116	Digester Tank #10 Mixer Forward Control	DO	1	6	8					DITK10MF.CTRL.OUT
117	Digester Tank #10 Mixer Reverse Control	DO	1	6	9					DITK10MR.CTRL.OUT
118	Digester Tank #10 Stop Control	DO	1	6	10					DITK10MS.CTRL.OUT
119	Digester Tank #11 Mixer Forward Control	DO	1	6	11					DITK11MF.CTRL.OUT
120	Digester Tank #11 Mixer Reverse Control	DO	1	6	12					DITK11MR.CTRL.OUT
121	Digester Tank #11 Stop Control	DO	1	6	13					DITK11MS.CTRL.OUT
122	Valve #5 Open (future)	DO	1	6	14		1			VALVE5.OPEN.OUT
123	Valve #5 Close (future)	DO	1	6	15		1			VALVE5.CLOSE.OUT
124	Valve #6 Open (future)	DO	1	6	16		1			VALVE6.OPEN.OUT
125	Valve #6 Close (future)	DO	1	7	1		1			VALVE6.CLOSE.OUT
126	Valve #7 Open (future)	DO	1	7	2		1			VALVE7.OPEN.OUT
127	Valve #7 Close (future)	DO	1	7	3		1			VALVE7.CLOSE.OUT
128	Valve #8 Open (future)	DO	1	7	4		1			VALVE8.OPEN.OUT
129	Valve #8 Close (future)	DO	1	7	5		1			VALVE8.CLOSE.OUT
130	Valve #9 Open (future)	DO	1	7	6		1			VALVE9.OPEN.OUT
131	Valve #9 Close (future)	DO	1	7	7		1			VALVE9.CLOSE.OUT
132	Spare	DO	1	7	8		1			Spare
133	Valve #10 Open (future)	DO	1	7	9		1			VALVE10.OPEN.OUT
134	Valve #10 Close (future)	DO	1	7	10		1			VALVE10.CLOSE.OUT
135	Spare	DO	1	7	11		1			Spare
136	Spare	DO	1	7	12		1			Spare
137	Spare	DO	1	7	13		1			Spare
138	Spare	DO	1	7	14		1			Spare

MIAMI-DADE WATER AND SEWER DEPARTMENT  
 CENTRAL DISTRICT WASTE WATER TREATMENT PLANT  
 INPUT/OUTPUT LIST  
 RTU CD08 PLANT 2 DIGEST BUILDING 3

ITEM	DESCRIPTION	SIG.TYP	RACK	CARD	POINT	PT. CONN.	SPARE	ZERO	SPAN	SIGNAL NAME
139	Spare	DO	1	7	15		1			Spare
140	Spare	DO	1	7	16		1			Spare
	<b>Blank</b>	<b>Blank</b>	<b>Blank</b>	<b>8</b>	<b>Blank</b>					

MIAMI-DADE WATER AND SEWER DEPARTMENT  
CENTRAL DISTRICT WASTE WATER TREATMENT PLANT  
INPUT/OUTPUT LIST  
RTU CD09 - DIGESTER CLUSTER BUILDING #4 - PLANT #2

ITEM	DESCRIPTION	SIG. TYPE	RACK	CARD	POINT	PT. CONN	ZERO	SPAN	SIGNAL NAME
1	Digester Tank 13 Level (Primary)	8-AI	2	1	1	1	0	10	DGTNK13P_LEVEL_IN
2	Digester Tank 14 Level (Secondary)	8-AI	2	1	2	1	0	10	DGTNK14S_LEVEL_IN
3									
4	Digester Tank 15 Level (Primary)	8-AI	2	1	3	1	0	10	DGTNK15P_LEVEL_IN
5	Digester Tank 16 Level (Secondary)	8-AI	2	1	4	1	0	10	DGTNK16S_LEVEL_IN
6									
7	Total Gas Flow Meter	8-AI	2	1	5	1	0	20000	TOTLGAS_FLOW_IN
8	Total Raw Sludge To Digester Meter	8-AI	2	1	6	1	0	1000	RSLGDTDI_FLOW_IN
9									
10	Total Gas Flow Pressure Transmitter	8-AI	2	1	7		0	0	TGFLPRES_PRES_IN
11	Waste Gas to Flare	8-AI	2	1	8		0	0	WGASFLAR_FLOW_IN
12									
13	LEL 1 Sensor	8-AI	2	2	1	1	0	100	LEL1_LVL_IN
14	LEL 2 Sensor	8-AI	2	2	2	1	0	100	LEL2_LVL_IN
15									
16	LEL 3 Sensor	8-AI	2	2	3	1	0	100	LEL3_LVL_IN
17	LEL 4 Sensor	8-AI	2	2	4	1	0	100	LEL4_LVL_IN
18									
19	LEL 5 Sensor	8-AI	2	2	5	1	0	100	LEL5_LVL_IN
20	LEL 6 Sensor	8-AI	2	2	6	1	0	100	LEL6_LVL_IN
21									
22	LEL 7 Sensor	8-AI	2	2	7	1	0	100	LEL7_LVL_IN
23	LEL 8 Sensor	8-AI	2	2	8	1	0	100	LEL8_LVL_IN
24									
25	LEL 9 Sensor	8-AI	2	3	1	1	0	100	LEL9_LVL_IN
26	LEL 10 Sensor	8-AI	2	3	2	1	0	100	LEL10_LVL_IN
27									
28	H2S Sensor	8-AI	2	3	3	1	0	50	H2S_LVL_IN
29	Heat Exchanger 2 Sludge Temperature Out	8-AI	2	3	4		0	0	HE2SLGOU_TEMP_IN
30									
31	Valve #1 Position (future)	8-AI	2	3	5		0	0	VALVE1_POS_IN
32	Valve #2 Position (future)	8-AI	2	3	6		0	0	VALVE2_POS_IN
33									
34	Valve #3 Position (future)	8-AI	2	3	7		0	0	VALVE3_POS_IN
35	Valve #4 Position (future)	8-AI	2	3	8		0	0	VALVE4_POS_IN
36									
37	Raw Sludge Flow to Digester #13	8-AI	2	4	1		0	0	RSFLWD13_FLOW_IN
38	Raw Sludge Flow to Digester #14	8-AI	2	4	2		0	0	RSFLWD14_FLOW_IN
39									
40	Raw Sludge Flow to Digester #15	8-AI	2	4	3		0	0	RSFLWD15_FLOW_IN
41	Raw Sludge Flow to Digester #16	8-AI	2	4	4		0	0	RSFLWD16_FLOW_IN
42									
43	Digester Tank #13 Gas Pressure	8-AI	2	4	5		0	0	DIG13GAS_PRES_IN
44	Digester Tank #14 Gas Pressure	8-AI	2	4	6		0	0	DIG14GAS_PRES_IN
45									
46	Digester Tank #15 Gas Pressure	8-AI	2	4	7		0	0	DIG15GAS_PRES_IN
47	Digester Tank #16 Gas Pressure	8-AI	2	4	8		0	0	DIG16GAS_PRES_IN
48									
49	Supernate Flow	8-AI	2	5	1		0	0	SUPRNATE_FLOW_IN
50	Total Raw Sludge Flow Out	8-AI	2	5	2		0	0	TOTSLGOU_FLOW_IN
51									
52	Sludge From Digester to Dewatering	8-AI	2	5	3		0	1200	TRSC2DW_FLOW_IN
53	SPARE	8-AI	2	5	4				
54									
55	SPARE	8-AI	2	5	5				
56	SPARE	8-AI	2	5	6				
57									
58	SPARE	8-AI	2	5	7				
59	SPARE	8-AI	2	5	8				
60									
61	Valve #1 Control (future)	4-AO	2	7	1		0	0	VALVE1_CTRL_OUT
62	Valve #2 Control (future)	4-AO	2	7	2		0	0	VALVE2_CTRL_OUT
63	Valve #3 Control (future)	4-AO	2	7	3		0	0	VALVE3_CTRL_OUT
64	Valve #4 Control (future)	4-AO	2	7	4		0	0	VALVE4_CTRL_OUT
65		4-AO	2	8	1				
66		4-AO	2	8	2				
67		4-AO	2	8	3				
68		4-AO	2	8	4				
69	Gas Booster Pump 1 Motor	16-DI	1	1	1				GSBSTRP1_STAT_IN
70	Gas Booster Pump 2 Motor	16-DI	1	1	2				GSBSTRP2_STAT_IN
71	Recirculation Pump 1 Motor	16-DI	1	1	3				RECIRP1_STAT_IN
72	Recirculation Pump 2 Motor	16-DI	1	1	4				RECIRP2_STAT_IN
73	Transfer Pump 1 Motor	16-DI	1	1	5				TRNFRP1_STAT_IN
74	Transfer Pump 2 Motor	16-DI	1	1	6				TRNFRP2_STAT_IN
75	Transfer Pump 3 Motor	16-DI	1	1	7				TRNFRP3_STAT_IN
76	Transfer Pump 4 Motor	16-DI	1	1	8				TRNFRP4_STAT_IN
77	RTU AC FAILURE	16-DI	1	1	9				UPS_STAT_IN



MIAMI-DADE WATER AND SEWER DEPARTMENT  
CENTRAL DISTRICT WASTE WATER TREATMENT PLANT  
INPUT/OUTPUT LIST  
RTU CD09 - DIGESTER CLUSTER BUILDING #4 - PLANT #2

ITEM	DESCRIPTION	SIG. TYPE	RACK	CARD	POINT	PT. CONN	ZERO	SPAN	SIGNAL NAME
78	RTU AC SURGE FAILURE	16-DI	1	1	10				UPS_ALARM_IN
79	RTU BATTERY LOW	16-DI	1	1	11				EMERGENCY_ALARM_IN
80	Fire Alarm	16-DI	1	1	12				FIRE_ALARM_IN
81	Basement Flooding	16-DI	1	1	13				BASEMENT_ALARM_IN
82	LEL Alarm 1	16-DI	1	1	14	1			LEL1_ALARM_IN
83	LEL Alarm 2	16-DI	1	1	15	1			LEL2_ALARM_IN
84	LEL Alarm 3	16-DI	1	1	16	1			LEL3_ALARM_IN
85	LEL Alarm 4	16-DI	1	2	1	1			LEL4_ALARM_IN
86	LEL Alarm 5	16-DI	1	2	2	1			LEL5_ALARM_IN
87	LEL Alarm 6	16-DI	1	2	3	1			LEL6_ALARM_IN
88	LEL Alarm 7	16-DI	1	2	4	1			LEL7_ALARM_IN
89	LEL Alarm 8	16-DI	1	2	5	1			LEL8_ALARM_IN
90	LEL Alarm 9	16-DI	1	2	6	1			LEL9_ALARM_IN
91	LEL Alarm 10	16-DI	1	2	7	1			LEL10_ALARM_IN
92	H2S Alarm	16-DI	1	2	8	1			H2S_ALARM_IN
93	Valve #8 Status (future)	16-DI	1	2	9				VALVE8_STAT_IN
94	Valve #9 Status (future)	16-DI	1	2	10				VALVE9_STAT_IN
95	Valve #10 Status (future)	16-DI	1	2	11				VALVE10_STAT_IN
96		16-DI	1	2	12				
97		16-DI	1	2	13				
98		16-DI	1	2	14				
99		16-DI	1	2	15				
100		16-DI	1	2	16				
101		16-DI	1	3	1				
102		16-DI	1	3	2				
103		16-DI	1	3	3				
104		16-DI	1	3	4				
105		16-DI	1	3	5				
106		16-DI	1	3	6				
107		16-DI	1	3	7				
108		16-DI	1	3	8				
109		16-DI	1	3	9				
110		16-DI	1	3	10				
111		16-DI	1	3	11				
112		16-DI	1	3	12				
113		16-DI	1	3	13				
114		16-DI	1	3	14				
115		16-DI	1	3	15				
116	RTU Network Switch Failure	16-DI	1	3	16				SWITCH_STAT_IN
117	Gas Booster Pump 1 Motor Start	16-DO	1	5	1				GSBSTRP1_STRT_OUT
118	Gas Booster Pump 1 Motor Stop	16-DO	1	5	2				GSBSTRP1_STOP_OUT
119	Gas Booster Pump 2 Motor Start	16-DO	1	5	3				GSBSTRP2_STRT_OUT
120	Gas Booster Pump 2 Motor Stop	16-DO	1	5	4				GSBSTRP2_STOP_OUT
121	Recirculation Pump 1 Motor Start	16-DO	1	5	5				RECIRP1_STRT_OUT
122	Recirculation Pump 1 Motor Stop	16-DO	1	5	6				RECIRP1_STOP_OUT
123	Recirculation Pump 2 Motor Start	16-DO	1	5	7				RECIRP2_STRT_OUT
124	Recirculation Pump 2 Motor Stop	16-DO	1	5	8				RECIRP2_STOP_OUT
125	Transfer Pump 1 Motor Start	16-DO	1	5	9				TRNFRP1_STRT_OUT
126	Transfer Pump 1 Motor Stop	16-DO	1	5	10				TRNFRP1_STOP_OUT
127	Transfer Pump 2 Motor Start	16-DO	1	5	11				TRNFRP2_STRT_OUT
128	Transfer Pump 2 Motor Stop	16-DO	1	5	12				TRNFRP2_STOP_OUT
129	Transfer Pump 3 Motor Start	16-DO	1	5	13				TRNFRP3_STRT_OUT
130	Transfer Pump 3 Motor Stop	16-DO	1	5	14				TRNFRP3_STOP_OUT
131	Transfer Pump 4 Motor Start	16-DO	1	5	15				TRNFRP4_STRT_OUT
132	Transfer Pump 4 Motor Stop	16-DO	1	5	16				TRNFRP4_STOP_OUT
133	Emergency Bell	16-DO	1	6	1				EMERGENCY_ALARM_OUT
134	RTU Battery Test	16-DO	1	6	2				RTU_BTEST_OUT
135	Valve #5 Open (future)	16-DO	1	6	3				VALEV5_OPEN_OUT
136	Valve #5 Close (future)	16-DO	1	6	4				VALVE5_CLOSE_OUT
137	Valve #6 Open (future)	16-DO	1	6	5				VALVE6_OPEN_OUT
138	Valve #6 Close (future)	16-DO	1	6	6				VALVE6_CLOSE_OUT
139	Valve #7 Open (future)	16-DO	1	6	7				VALVE7_OPEN_OUT
140	Valve #7 Close (future)	16-DO	1	6	8				VALVE7_CLOSE_OUT
141	Valve #8 Open (future)	16-DO	1	6	9				VALVE8_OPEN_OUT
142	Valve #8 Close (future)	16-DO	1	6	10				VALVE8_CLOSE_OUT
143	Valve #9 Open (future)	16-DO	1	6	11				VALVE9_OPEN_OUT
144	Valve #9 Close (future)	16-DO	1	6	12				VALVE9_CLOSE_OUT
145	Valve #10 Open (future)	16-DO	1	6	13				VALVE10_OPEN_OUT
146	Valve #10 Close (future)	16-DO	1	6	14				VALVE10_CLOSE_OUT
147		16-DO	1	6	15				
148		16-DO	1	6	16				
149		16-DO	1	7	1				
150		16-DO	1	7	2				
151		16-DO	1	7	3				
152		16-DO	1	7	4				
153		16-DO	1	7	5				
154		16-DO	1	7	6				

MIAMI-DADE WATER AND SEWER DEPARTMENT  
 CENTRAL DISTRICT WASTE WATER TREATMENT PLANT  
 INPUT/OUTPUT LIST  
 RTU CD09 - DIGESTER CLUSTER BUILDING #4 - PLANT #2

ITEM	DESCRIPTION	SIG. TYPE	RACK	CARD	POINT	PT. CONN	ZERO	SPAN	SIGNAL NAME
155		16-DO	1	7	7				
156		16-DO	1	7	8				
157		16-DO	1	7	9				
158		16-DO	1	7	10				
159		16-DO	1	7	11				
160		16-DO	1	7	12				
161		16-DO	1	7	13				
162		16-DO	1	7	14				
163		16-DO	1	7	15				
164		16-DO	1	7	16				

MIAMI-DADE WATER AND SEWER DEPARTMENT  
CENTRAL DISTRICT WASTE WATER TREATMENT PLANT  
INPUT/OUTPUT LIST  
RTU CD10 - CHEMICAL BUILDING #1

ITEM	DESCRIPTION	SIG.TYPE	RACK	CARD	POINT	PT. CONN.	SPARE	ZERO	SPAN	SIGNAL NAME
1	Reusable Water PH Meter	AI	2	1	1	1		1	13.000	REUSE.PH.IN
2	Reusable Water Meter	AI	2	1	2	1				REUSE.FLOW.IN
3	Chlorine Pressure Transmitter	AI	2	1	3	1				CHLORINE.PRES.IN
4	Reusable Pressure Transmitter	AI	2	1	4	1				REUSE.PRES.IN
5	Chlorinator # 1 Flow Rate	AI	2	1	5	1				CHLORIN1.FLOW.IN
6	Chlorinator # 2 Flow Rate	AI	2	1	6	1				CHLORIN2.FLOW.IN
7	Chlorinator # 3 Flow Rate	AI	2	1	7	1				CHLORIN3.FLOW.IN
8	Chlorine Residual 1	AI	2	1	8	1		0	5.000	CHLORINE.RES1.IN
9	Chlorine Injection Unit Speed Indication	AI	2	2	1	1				CLINJECT.SPD.IN
10	Chlorine Cylinder Scale Weight South	AI	2	2	2	1				SCALE1.WEIGHT.IN
11	Chlorine Cylinder Scale Weight North	AI	2	2	3	1				SCALE2.WEIGHT.IN
12	Chlorine Sensor #1	AI	2	2	4	1				CL2LEAK1.TRANS.IN
13	Chlorine Sensor #2	AI	2	2	5	1				CL2LEAK2.TRANS.IN
14	Chlorine Sensor #3	AI	2	2	6	1				CL2LEAK3.TRANS.IN
15	Chlorine Sensor #4	AI	2	2	7	1				CL2LEAK4.TRANS.IN
16	Chlorine Sensor #5	AI	2	2	8	1				CL2LEAK5.TRANS.IN
17	Chlorine Sensor #6	AI	2	3	1	1				CL2LEAK6.TRANS.IN
18	Chlorine Sensor #7	AI	2	3	2	1				CL2LEAK7.TRANS.IN
19	Chlorine Sensor #8	AI	2	3	3	1				CL2LEAK8.TRANS.IN
20	Chlorine Residual 2	AI	2	3	4	1		0	5.000	CHLORINE.RES2.IN
21	Spare	AI	2	3	5		1			
22	Spare	AI	2	3	6		1			
23	Spare	AI	2	3	7		1			
24	Spare	AI	2	3	8		1			
25	Blank Slot	Blank	2	4						
26	Blank Slot	Blank	2	5						
27	Blank Slot	Blank	2	6						
28	Chlorinator # 1 Flow Control	AO	2	7	1	1				CHLORIN1.FLOW.OUT
29	Chlorinator # 2 Flow Control	AO	2	7	2	1				CHLORIN2.FLOW.OUT
30	Chlorinator # 3 Flow Control	AO	2	7	3	1				CHLORIN3.FLOW.OUT
31	Chlorine Injection Unit Speed Control	AO	2	7	4	1				CLINJECT.SPD.OUT
32	Spare	AO	2	7	5		1			
33	Spare	AO	2	7	6		1			
34	Spare	AO	2	7	7		1			
35	Spare	AO	2	7	8		1			
36	Blank Slot	Blank	2	8						
37	Non-Potable Water Injection Pump 1 Motor	DI	1	1	1	1				NPWPUMP1.STAT.IN
38	Non-Potable Water Injection Pump 2 Motor	DI	1	1	2	1				NPWPUMP2.STAT.IN
39	Non-Potable Water Injection Pump 3 Motor	DI	1	1	3	1				NPWPUMP3.STAT.IN
40	Non-Potable Water Injection Pump 4 Motor	DI	1	1	4	1				NPWPUMP4.STAT.IN
41	Basement Floor Flooding	DI	1	1	5	1				..
42	Spare	DI	1	1	6		1			..
43	Emergency Call	DI	1	1	7					EMERGENCY.ALARM.IN
44	Fire Alarm	DI	1	1	8					FIRE.ALARM.IN
45	Chlorinator # 1 Status On - Off	DI	1	1	9					CHLORIN1.STAT.IN
46	Chlorinator # 1 Remote Signal Loss	DI	1	1	10					CHLORIN1.ALARM.IN
47	Chlorinator # 2 Status On - Off	DI	1	1	11					CHLORIN2.STAT.IN
48	Chlorinator # 2 Remote Signal Loss	DI	1	1	12					CHLORIN2.ALARM.IN
49	Chlorinator # 3 Status On - Off	DI	1	1	13					CHLORIN3.STAT.IN
50	Chlorinator # 3 Remote Signal Loss	DI	1	1	14					CHLORIN3.ALARM.IN
51	Evaporator # 1 Status On - Off	DI	1	1	15	1				EVAP1.STAT.IN
52	Evaporator # 1 Low Temp.	DI	1	1	16	1				EVAP1.ALARM1.IN
53	Evaporator # 1 High Temp.	DI	1	2	1	1				EVAP1.ALARM2.IN
54	Evaporator # 1 Low Water Level	DI	1	2	2	1				EVAP1.ALARM3.IN
55	Evaporator # 2 Status On - Off	DI	1	2	3	1				EVAP2.STAT.IN
56	Evaporator # 2 Low Temp.	DI	1	2	4	1				EVAP2.ALARM1.IN
57	Evaporator # 2 High Temp.	DI	1	2	5	1				EVAP2.ALARM2.IN
58	Evaporator # 2 Low Water Level	DI	1	2	6	1				EVAP2.ALARM3.IN
59	Evaporator # 3 Status On - Off	DI	1	2	7	1				EVAP3.STAT.IN
60	Evaporator # 3 Low Temp.	DI	1	2	8	1				EVAP3.ALARM1.IN
61	Evaporator # 3 High Temp.	DI	1	2	9	1				EVAP3.ALARM2.IN
62	Evaporator # 3 Low Water Level	DI	1	2	10	1				EVAP3.ALARM3.IN
63	Switchover Trouble	DI	1	2	11					SWTCHOVR.ALARM.IN
64	Switchover In Progress - Low Pressure Switch	DI	1	2	12	1				SWTCHOVR.STAT.IN
65	Switchover Valve Bank # 1 Status - Open	DI	1	2	13	1				BANK1.OPEND.IN
66	Switchover Valve Bank # 2 Status - Open	DI	1	2	14	1				BANK2.OPEND.IN
67	Bank # 1 High Pressure	DI	1	2	15	1				BANK1.ALARM.IN
68	Bank # 2 High Pressure	DI	1	2	16	1				BANK2.ALARM.IN
69	Chlorine Sample Pump Status On - Off	DI	1	3	1	1				SAMPLE.STAT.IN
70	Chlorine Sample Pump Call To Run	DI	1	3	2	1				SAMPLE.CNTL.IN
71	Loss Of Sample Flow	DI	1	3	3	1				SAMPLE.ALARM.IN
72	Low Residual Alarm	DI	1	3	4	1				CLANALYZ.ALARM1.IN
73	Chlorine Analyzer High Temperature	DI	1	3	5	1				CLANALYZ.ALARM2.IN
74	Chlorine Injection Unit Status On - Off	DI	1	3	6	1				CLINJECT.STAT.IN
75	Chlorine Injection Unit VFD Trouble	DI	1	3	7	1				CLINJECT.ALARM1.IN
76	Chlorine Injection Unit Motor Fault	DI	1	3	8	1				CLINJECT.ALARM2.IN



MIAMI-DADE WATER AND SEWER DEPARTMENT  
CENTRAL DISTRICT WASTE WATER TREATMENT PLANT  
INPUT/OUTPUT LIST  
RTU CD 11 - EFFLUENT BUILDING

ITEM	DESCRIPTION	SIG.TYP	RACK	CARD	POINT	PT. CONN.	SPARE	ZERO	SPAN	SIGNAL NAME
1	Bearing Cooling Water Pressure	AI	2	1	1	1		0	100	SEALWTR.PRES.IN
2	Effluent Flow 120" Outfall	AI	2	1	2	1		0	400	EFFLNT.FLOW1.IN
3	MCC #1 Amps.	AI	2	1	3	1		0	800	MCC1.AMP.IN
4	MCC #2 Amps.	AI	2	1	4	1		0	800	MCC2.AMP.IN
5	Wetwell Level South	AI	2	1	5	1		0	15	WWELL.LVL2.IN
6	Wetwell Level North	AI	2	1	6	1		0	15	WWELL.LVL1.IN
7	Surgewell Level	AI	2	1	7	1		0	40	SURGWELL.LVL.IN
8	Turbidity	AI	2	1	8	1		0	200	TURB.LVL.IN
9	Effluent Pump #1 RPM	AI	2	2	1	1		0	580	EPUMP1.RPM.IN
10	Effluent Pump #2 RPM	AI	2	2	2	1		0	580	EPUMP2.RPM.IN
11	Effluent Pump #3 RPM	AI	2	2	3	1		0	580	EPUMP3.RPM.IN
12	Effluent Pump #4 RPM	AI	2	2	4	1		0	580	EPUMP4.RPM.IN
13	Room Temperature	AI	2	2	5	1		0	150	ROOM.TEMP..IN
14	Chlorine Residual 1	AI	2	2	6	1		0	5	CHLORINE.RES.IN
15	Chlorine Residual 2	AI	2	2	7	1		0	5	CHLORINE.RES2.IN
16	Spare	AI	2	2	8		1			..
17	Plant Water Pressure	AI	2	3	1	1		0	100	CITYWTR.PRES.IN
18	Effluent Flow 102" Outfall	AI	2	3	2			0	250	EFFLNT.FLOW2.IN
19	Spare	AI	2	3	3		1			..
20	Spare	AI	2	3	4		1			..
21	Spare	AI	2	3	5		1			..
22	Spare	AI	2	3	6		1			..
23	Spare	AI	2	3	7		1			..
24	Spare	AI	2	3	8		1			..
25	Effluent Pump #5 RPM	AI	2	4	1	1		0	580	EPUMP5.RPM.IN
26	Effluent Pump #6 RPM	AI	2	4	2	1		0	580	EPUMP6.RPM.IN
27	Effluent Pump #7 RPM	AI	2	4	3	1		0	580	EPUMP7.RPM.IN
28	Effluent Pump #8 RPM	AI	2	4	4	1		0	580	EPUMP8.RPM.IN
29	PH Level 1	AI	2	4	5	1		4	10	PH.LVL.IN
30	PH Level 2	AI	2	4	6	1		4	10	PH2.LVL.IN
31	Disolved Oxygen	AI	2	4	7	1		0	10	DO.LVL.IN
32	Spare	AI	2	4	8		1			
33	Effluent Pump #1 Speed Control	AO	2	5	1	1		0	580	EPUMP1.SPD.OUT
34	Effluent Pump #2 Speed Control	AO	2	5	2	1		0	580	EPUMP2.SPD.OUT
35	Effluent Pump #3 Speed Control	AO	2	5	3	1		0	580	EPUMP3.SPD.OUT
36	Effluent Pump #4 Speed Control	AO	2	5	4	1		0	580	EPUMP4.SPD.OUT
37	Spare	AO	2	5	5		1			
38	Spare	AO	2	5	6		1			
39	Spare	AO	2	5	7		1			
40	Spare	AO	2	5	8		1			
41	Effluent Pump #5 Speed Control	AO	2	6	1	1		0	580	EPUMP5.SPD.OUT
42	Effluent Pump #6 Speed Control	AO	2	6	2	1		0	580	EPUMP6.SPD.OUT
43	Effluent Pump #7 Speed Control	AO	2	6	3	1		0	580	EPUMP7.SPD.OUT
44	Effluent Pump #8 Speed Control	AO	2	6	4	1		0	580	EPUMP8.SPD.OUT
45	Spare	AO	2	6	5		1			
46	Spare	AO	2	6	6		1			
47	Spare	AO	2	6	7		1			
48	Spare	AO	2	6	8		1			
49	BLANK	BLANK	2	7						
50	BLANK	BLANK	2	8						
51	Wetwell High Level Float	DI	1	1	1	1				WWELL.ALRM.IN
52	Compressor Failure	DI	1	1	2	1				COMPR.ALRM.IN
53	Low Control Voltage	DI	1	1	3	1				VOLTAGE.ALRM.IN
54	Effluent Pump #1 - Running	DI	1	1	4	1				EPUMP1.STAT.IN
55	Effluent Pump #2 - Running	DI	1	1	5	1				EPUMP2.STAT.IN
56	Effluent Pump #3 - Running	DI	1	1	6	1				EPUMP3.STAT.IN
57	Effluent Pump #4 - Running	DI	1	1	7	1				EPUMP4.STAT.IN
58	Spare	DI	1	1	8		1			
59	Spare	DI	1	1	9		1			
60	Spare	DI	1	1	10		1			
61	Spare	DI	1	1	11		1			
62	Effluent Pump #1 - Failed	DI	1	1	12	1				EPUMP1.FAIL.IN
63	Effluent Pump #2 - Failed	DI	1	1	13	1				EPUMP2.FAIL.IN
64	Effluent Pump #3 - Failed	DI	1	1	14	1				EPUMP3.FAIL.IN
65	Effluent Pump #4 - Failed	DI	1	1	15	1				EPUMP4.FAIL.IN
66	Effluent Pump #5 - Failed	DI	1	1	16	1				EPUMP5.FAIL.IN
67	Effluent Pump #6 - Failed	DI	1	2	1	1				EPUMP6.FAIL.IN
68	Effluent Pump #7 - Failed	DI	1	2	2	1				EPUMP7.FAIL.IN
69	Effluent Pump #8 - Failed	DI	1	2	3	1				EPUMP8.FAIL.IN
70	Battery Low	DI	1	2	4	1				BATLOW.ALRM.IN
71	AC Fail RTU	DI	1	2	5	1				ACFAIL.IN
72	Emergency Call	DI	1	2	6	1				EMERGENCY.ALRM.IN
73	Fire Alarm	DI	1	2	7	1				FIRE.ALRM.IN

MIAMI-DADE WATER AND SEWER DEPARTMENT  
CENTRAL DISTRICT WASTE WATER TREATMENT PLANT  
INPUT/OUTPUT LIST  
RTU CD 11 - EFFLUENT BUILDING

ITEM	DESCRIPTION	SIG.TYP	RACK	CARD	POINT	PT. CONN.	SPARE	ZERO	SPAN	SIGNAL NAME
74	AC Surge Protection Failure	DI	1	2	8	1				ACSURGE.IN
75	RTU SWITCH Failure	DI	1	2	9	1				RTU.SWITCH.IN
76	Spare	DI	1	2	10		1			..
77	Spare	DI	1	2	11		1			..
78	Spare	DI	1	2	12		1			..
79	Effluent Pump #5 - Running	DI	1	2	13	1				EPUMP5.STAT.IN
80	Effluent Pump #6 - Running	DI	1	2	14	1				EPUMP6.STAT.IN
81	Effluent Pump #7 - Running	DI	1	2	15	1				EPUMP7.STAT.IN
82	Effluent Pump #8 - Running	DI	1	2	16	1				EPUMP8.STAT.IN
83	Pump #1 Motor MCC In AUTO Position	DI	1	3	1	1				EPUMP1.AUTO.IN
84	Pump #2 Motor MCC In AUTO Position	DI	1	3	2	1				EPUMP2.AUTO.IN
85	Pump #3 Motor MCC In AUTO Position	DI	1	3	3	1				EPUMP3.AUTO.IN
86	Pump #4 Motor MCC In AUTO Position	DI	1	3	4	1				EPUMP4.AUTO.IN
87	Pump #5 Motor MCC In AUTO Position	DI	1	3	5	1				EPUMP5.AUTO.IN
88	Pump #6 Motor MCC In AUTO Position	DI	1	3	6	1				EPUMP6.AUTO.IN
89	Pump #7 Motor MCC In AUTO Position	DI	1	3	7	1				EPUMP7.AUTO.IN
90	Pump #8 Motor MCC In AUTO Position	DI	1	3	8	1				EPUMP8.AUTO.IN
91	Pump #1 Motor MCC In HAND Position	DI	1	3	9	1				EPUMP1.HAND.IN
92	Pump #2 Motor MCC In HAND Position	DI	1	3	10	1				EPUMP2.HAND.IN
93	Pump #3 Motor MCC In HAND Position	DI	1	3	11	1				EPUMP3.HAND.IN
94	Pump #4 Motor MCC In HAND Position	DI	1	3	12	1				EPUMP4.HAND.IN
95	Pump #5 Motor MCC In HAND Position	DI	1	3	13	1				EPUMP5.HAND.IN
96	Pump #6 Motor MCC In HAND Position	DI	1	3	14	1				EPUMP6.HAND.IN
97	Pump #7 Motor MCC In HAND Position	DI	1	3	15	1				EPUMP7.HAND.IN
98	Pump #8 Motor MCC In HAND Position	DI	1	3	16	1				EPUMP8.HAND.IN
99	480 Volt Auto Transfer Switch NORMAL	DI	1	4	1	1				ATSW.STAT1.IN
100	480 Volt Auto Transfer Switch EMERGENCY POWER	DI	1	4	2	1				ATSW.STAT2.IN
101	4160 Volt Main A	DI	1	4	3	1				MBA.CLSD.IN
102	4160 Volt Main B	DI	1	4	4	1				MBB.CLSD.IN
103	4160 Volt Tie A	DI	1	4	5	1				MTA.CLSD.IN
104	4160 Volt Tie B	DI	1	4	6	1				MTB.CLSD.IN
105	Bearing Cooling Water Pump #1	DI	1	4	7	1				SWPUMP1.STAT.IN
106	Bearing Cooling Water Pump #2	DI	1	4	8	1				SWPUMP2.STAT.IN
107	Spare	DI	1	4	9		1			..
108	Spare	DI	1	4	10		1			..
109	Spare	DI	1	4	11		1			..
110	Spare	DI	1	4	12		1			..
111	Spare	DI	1	4	13		1			..
112	Spare	DI	1	4	14		1			..
113	Spare	DI	1	4	15		1			..
114	Spare	DI	1	4	16		1			..
115	<b>BLANK</b>	<b>BLANK</b>	<b>1</b>	<b>5</b>						
116	Effluent Pump #1 Start	DO	1	6	1	1				EPUMP1.STRT.OUT
117	Effluent Pump #2 Start	DO	1	6	2	1				EPUMP2.STRT.OUT
118	Effluent Pump #3 Start	DO	1	6	3	1				EPUMP3.STRT.OUT
119	Effluent Pump #4 Start	DO	1	6	4	1				EPUMP4.STRT.OUT
120	Spare	DO	1	6	5		1			
121	Spare	DO	1	6	6		1			
122	Spare	DO	1	6	7		1			
123	Spare	DO	1	6	8		1			
124	Spare	DO	1	6	9		1			..
125	Spare	DO	1	6	10		1			..
126	Spare	DO	1	6	11		1			..
127	Spare	DO	1	6	12		1			..
128	Spare	DO	1	6	13		1			..
129	Spare	DO	1	6	14		1			..
130	Spare	DO	1	6	15		1			..
131	Spare	DO	1	6	16		1			..
132	Bearing Cooling Water Pump #1 - Start	DO	1	7	1	1				SWPUMP1.STRT.OUT
133	Bearing Cooling Water Pump #2 - Start	DO	1	7	2	1				SWPUMP2.STRT.OUT
134	Spare	DO	1	7	3		1			..
135	Spare	DO	1	7	4		1			..
136	Spare	DO	1	7	5		1			..
137	Chlorine Leak - Building #1	DO	1	7	6	1				CHLORINE.ALRM1.OUT
138	Chlorine Leak - Building #2	DO	1	7	7	1				CHLORINE.ALRM2.OUT
139	Emergency Bell/Wetwell Level Alarm	DO	1	7	8	1				EMERGENCY.ALRM.OUT
140	Normal Power	DO	1	6	9	1				NORMAL.PWR.OUT
141	Emergency Power	DO	1	7	10	1				EMERGENCY.PWR.OUT
142	Generator B1 Status	DO	1	7	11	1				EMDB1.STAT.OUT
143	Generator B2 Status	DO	1	7	12	1				EMDB2.STAT.OUT
144	Generator B3 Status	DO	1	7	13	1				EMDB3.STAT.OUT
145	Generator B4 Status	DO	1	7	14	1				EMDB4.STAT.OUT
146	Generator B5 Status	DO	1	7	15	1				EMDB5.STAT.OUT

MIAMI-DADE WATER AND SEWER DEPARTMENT  
 CENTRAL DISTRICT WASTE WATER TREATMENT PLANT  
 INPUT/OUTPUT LIST  
 RTU CD 11 - EFFLUENT BUILDING

ITEM	DESCRIPTION	SIG.TYP	RACK	CARD	POINT	PT. CONN.	SPARE	ZERO	SPAN	SIGNAL NAME
147	Generator A Status	DO	1	7	16	1				EMDA.STAT.OUT
148	Pump #1 WorkStation Manual Start	DO	1	8	1	1				EPUMP1.MANUAL.OUT
149	Pump #2 WorkStation Manual Start	DO	1	8	2	1				EPUMP2.MANUAL.OUT
150	Pump #3 WorkStation Manual Start	DO	1	8	3	1				EPUMP3.MANUAL.OUT
151	Pump #4 WorkStation Manual Start	DO	1	8	4	1				EPUMP4.MANUAL.OUT
152	Pump #5 WorkStation Manual Start	DO	1	8	5	1				EPUMP5.MANUAL.OUT
153	Pump #6 WorkStation Manual Start	DO	1	8	6	1				EPUMP6.MANUAL.OUT
154	Pump #7 WorkStation Manual Start	DO	1	8	7	1				EPUMP7.MANUAL.OUT
155	Pump #8 WorkStation Manual Start	DO	1	8	8	1				EPUMP8.MANUAL.OUT
156	Spare	DO	1	8	9		1			..
157	Spare	DO	1	8	10		1			..
158	Spare	DO	1	8	11		1			..
159	Spare	DO	1	8	12		1			..
160	Effluent Pump #5 Start	DO	1	8	13	1				EPUMP5.STRT.OUT
161	Effluent Pump #6 Start	DO	1	8	14	1				EPUMP6.STRT.OUT
162	Effluent Pump #7 Start	DO	1	8	15	1				EPUMP7.STRT.OUT
163	Effluent Pump #8 Start	DO	1	8	16	1				EPUMP8.STRT.OUT
	<b>ToTal</b>					<b>109</b>	<b>50</b>			

**TOTAL CONNECTED**  
**PERCENTAGE CONNECTED + SPARES**  
**SPARES**

**109**  
**98%**  
**50**





MIAMI-DADE WATER AND SEWER DEPARTMENT  
CENTRAL DISTRICT WASTE WATER TREATMENT PLANT  
INPUT/OUTPUT LIST  
RTU CD13 (no location cited)

ITEM	DESCRIPTION	SIG.TYP	RACK	CARD	POINT	PT. CONN.	SPARE	ZERO	SPAN	SIGNAL NAME
1	Level Meter East Side	AI	2	1	1	1				EASTSIDE.LVL.IN
2	Level Meter West Side	AI	2	1	2	1				WESTSIDE.LVL.IN
3	Sludge To Digester Flow Meter	AI	2	1	3	1				SLUDGE.FLOW1.IN
4	Wastewater Flow Meter	AI	2	1	4	1				WWTR.FLOW.IN
5	Sludge To Concentrator Flow Meter	AI	2	1	5	1				SLUDGE.FLOW2.IN
6	Room Temperature	AI	2	1	6	1				ROOM.TEMP.IN
7	spare	AI	2	1	7		1			..
8	spare	AI	2	1	8		1			..
9	spare	AI	2	2	1		1			..
10	Waste Sludge to Concentrator 1 Flow	AI	2	2	2	1				WSLUDGE1.FLOW.IN
11	Waste Sludge to Concentrator 2 Flow	AI	2	2	3	1				WSLUDGE2.FLOW.IN
12	Waste Sludge to Concentrator 3 Flow	AI	2	2	4	1				WSLUDGE3.FLOW.IN
13	Waste Sludge to Concentrator 4 Flow	AI	2	2	5	1				WSLUDGE4.FLOW.IN
14	Spare	AI	2	2	6		1			..
15	Spare	AI	2	2	7		1			..
16	Spare	AI	2	2	8		1			..
17	BLANK		2	3						
18	BLANK		2	4						
19	Spare	AO	2	5	1		1			..
20	Spare	AO	2	5	2		1			..
21	Spare	AO	2	5	3		1			..
22	Spare	AO	2	5	4		1			..
23	Spare	AO	2	5	5		1			..
24	Spare	AO	2	5	6		1			..
25	Spare	AO	2	5	7		1			..
26	Spare	AO	2	5	8		1			..
27	BLANK		2	6						
28	BLANK		2	7						
29	BLANK		2	8						
30	Wastewater Pump 1 Motor	DI	1	1	1	1				WPUMP1.STAT.IN
31	Wastewater Pump 2 Motor	DI	1	1	2	1				WPUMP2.STAT.IN
32	Wastewater Pump 3 Motor	DI	1	1	3	1				WPUMP3.STAT.IN
33	Wastewater Pump 4 Motor	DI	1	1	4	1				WPUMP4.STAT.IN
34	Wastewater Pump 5 Motor	DI	1	1	5	1				WPUMP5.STAT.IN
35	Wastewater Pump 6 Motor	DI	1	1	6	1				WPUMP6.STAT.IN
36	Sludge Pump 1 Hydraulic Pump Motor	DI	1	1	7	1				SHPUMP1.STAT.IN
37	Sludge Pump 2 Hydraulic Pump Motor	DI	1	1	8	1				SHPUMP2.STAT.IN
38	Sludge Pump 3 Hydraulic Pump Motor	DI	1	1	9	1				SHPUMP3.STAT.IN
39	Sludge Pump 4 Hydraulic Pump Motor	DI	1	1	10	1				SHPUMP4.STAT.IN
40	Sludge Pump 5 Hydraulic Pump Motor	DI	1	1	11	1				SHPUMP5.STAT.IN
41	Sludge Pump 6 Hydraulic Pump Motor	DI	1	1	12	1				SHPUMP6.STAT.IN
42	Seal Water Pump 1 Motor	DI	1	1	13	1				SWPUMP1.STAT.IN
43	Seal Water Pump 2 Motor	DI	1	1	14	1				SWPUMP2.STAT.IN
44	Sludge Concentration Tank 1 Collector Drive Motor	DI	1	1	15	1				SDPUMP1.STAT.IN
45	Sludge Concentration Tank 2 Collector Drive Motor	DI	1	1	16	1				SDPUMP2.STAT.IN
46	Sludge Concentration Tank 3 Collector Drive Motor	DI	1	2	1	1				SDPUMP3.STAT.IN
47	Sludge Concentration Tank 4 Collector Drive Motor	DI	1	2	2	1				SDPUMP4.STAT.IN
48	RTU Low Battery RTU	DI	1	2	1	1				RTU.BATLOW.IN
49	RTU AC FAILURE	DI	1	2	2	1				RTU.ACFAIL.IN
50	RTU NETWORK SWITCH FAILURE	DI	1	2	5	1				RTU.SWITCH.IN
51	Fire Alarm	DI	1	2	6	1				FIRE.ALARM.IN
52	Basement Flooding 1 Concentrator Bldg.	DI	1	2	7	1				BASEMENT.ALARM1.IN
53	Basement Flooding 2 Polymer Bldg.	DI	1	2	8	1				BASEMENT.ALARM2.IN
54	Polymer Pump 1 Status	DI	1	2	9	1				PPUMP1.STAT.IN
55	Polymer Pump 2 Status	DI	1	2	10	1				PPUMP2.STAT.IN
56	Polymer System Fail #1	DI	1	2	11	1				POLYSYS1.FAIL.IN
57	Polymer System Fail #2	DI	1	2	12	1				POLYSYS2.FAIL.IN
58	Polymer Feed Tank Low Level Alarm	DI	1	2	13	1				POLYTNKL.ALARM.IN
59	Polymer Feed Tank High Level Alarm	DI	1	2	14	1				POLYTNKH.ALARM.IN
60	Polymer Mixing Tank High Level Alarm	DI	1	2	15	1				POLYMIX.ALARM.IN
61	RTU AC Surge Failure	DI	1	2	16	1				RTU.SURGE.IN
62	BLANK		1	3						
63	BLANK		1	4						
64	Wastewater Pump 1 Motor Start	DO	1	5	1	1				WPUMP1.STRT.OUT
65	Wastewater Pump 1 Motor Stop	DO	1	5	2	1				WPUMP1.STOP.OUT
66	Wastewater Pump 2 Motor Start	DO	1	5	3	1				WPUMP2.STRT.OUT
67	Wastewater Pump 2 Motor Stop	DO	1	5	4	1				WPUMP2.STOP.OUT
68	Wastewater Pump 3 Motor Start	DO	1	5	5	1				WPUMP3.STRT.OUT
69	Wastewater Pump 3 Motor Stop	DO	1	5	6	1				WPUMP3.STOP.OUT
70	Wastewater Pump 4 Motor Start	DO	1	5	7	1				WPUMP4.STRT.OUT
71	Wastewater Pump 4 Motor Stop	DO	1	5	8	1				WPUMP4.STOP.OUT
72	Wastewater Pump 5 Motor Start	DO	1	5	9	1				WPUMP5.STRT.OUT
73	Wastewater Pump 5 Motor Stop	DO	1	5	10	1				WPUMP5.STOP.OUT
74	Wastewater Pump 6 Motor Start	DO	1	5	11	1				WPUMP6.STRT.OUT
75	Wastewater Pump 6 Motor Stop	DO	1	5	12	1				WPUMP6.STOP.OUT
76	Sludge Pump 1 Hydraulic Pump Motor Start	DO	1	5	13	1				SHPUMP1.STRT.OUT
77	Sludge Pump 1 Hydraulic Pump Motor Stop	DO	1	5	14	1				SHPUMP1.STOP.OUT
78	Sludge Pump 2 Hydraulic Pump Motor Start	DO	1	5	15	1				SHPUMP2.STRT.OUT
79	Sludge Pump 2 Hydraulic Pump Motor Stop	DO	1	5	16	1				SHPUMP2.STOP.OUT
80	Sludge Pump 3 Hydraulic Pump Motor Start	DO	1	6	1	1				SHPUMP3.STRT.OUT
81	Sludge Pump 3 Hydraulic Pump Motor Stop	DO	1	6	2	1				SHPUMP3.STOP.OUT
82	Sludge Pump 4 Hydraulic Pump Motor Start	DO	1	6	3	1				SHPUMP4.STRT.OUT
83	Sludge Pump 4 Hydraulic Pump Motor Stop	DO	1	6	4	1				SHPUMP4.STOP.OUT
84	Sludge Pump 5 Hydraulic Pump Motor Start	DO	1	6	5	1				SHPUMP5.STRT.OUT
85	Sludge Pump 5 Hydraulic Pump Motor Stop	DO	1	6	6	1				SHPUMP5.STOP.OUT
86	Sludge Pump 6 Hydraulic Pump Motor Start	DO	1	6	7	1				SHPUMP6.STRT.OUT
87	Sludge Pump 6 Hydraulic Pump Motor Stop	DO	1	6	8	1				SHPUMP6.STOP.OUT
88	Seal Water Pump 1 Motor Start	DO	1	6	9	1				SWPUMP1.STRT.OUT
89	Seal Water Pump 1 Motor Stop	DO	1	6	10	1				SWPUMP1.STOP.OUT
90	Seal Water Pump 2 Motor Start	DO	1	6	11	1				SWPUMP2.STRT.OUT
91	Seal Water Pump 2 Motor Stop	DO	1	6	12	1				SWPUMP2.STOP.OUT



MIAMI-DADE WATER AND SEWER DEPARTMENT  
CENTRAL DISTRICT WASTE WATER TREATMENT PLANT  
INPUT/OUTPUT LIST  
RTU CD14 (no location cited)

ITEM	DESCRIPTION	SIG.TYP	RACK	CARD	POINT	PT. CONN.	SPARE	ZERO	SPAN	SIGNAL NAME
1	PH Meter 1	AI	2	1	1	1		0	14	SCRB01.PH.IN
2	PH Meter 2	AI	2	1	2	1		0	14	SCRB02.PH.IN
3	PH Meter 3	AI	2	1	3	1		0	14	SCRB03.PH.IN
4	Chlorine residual Meter 1	AI	2	1	4	1				CHLO01.RES.IN
5	Chlorine residual Meter 2	AI	2	1	5	1				CHLO02.RES.IN
6	Chlorine residual Meter 3	AI	2	1	6	1				CHLO03.RES.IN
7	Spare	AI	2	1	7		1			..
8	Spare	AI	2	1	8		1			..
9	<b>BLANK</b>		<b>2</b>	<b>2</b>						
10	<b>BLANK</b>		<b>2</b>	<b>3</b>						
11	<b>BLANK</b>		<b>2</b>	<b>4</b>						
12	Spare	AO	2	5	1		1			..
13	Spare	AO	2	5	2		1			..
14	Spare	AO	2	5	3		1			..
15	Spare	AO	2	5	4		1			..
16	Spare	AO	2	5	5		1			..
17	Spare	AO	2	5	6		1			..
18	Spare	AO	2	5	7		1			..
19	Spare	AO	2	5	8		1			..
20	<b>BLANK</b>		<b>2</b>	<b>6</b>						
21	<b>BLANK</b>		<b>2</b>	<b>7</b>						
22	<b>BLANK</b>		<b>2</b>	<b>8</b>						
23	Scrubber Blower 1 Motor	DI	1	1	1	1				SCBL01.STAT.IN
24	Scrubber Blower 2 Motor	DI	1	1	2	1				SCBL02.STAT.IN
25	Scrubber 1 Chemical Recirc. Pump 1 Motor	DI	1	1	3	1				SC1RPMP1.STAT.IN
26	Scrubber 1 Chemical Recirc. Pump 2 Motor	DI	1	1	4	1				SC1RPMP2.STAT.IN
27	Scrubber 2 Chemical Recirc. Pump 1 Motor	DI	1	1	5	1				SC2RPMP1.STAT.IN
28	Scrubber 2 Chemical Recirc. Pump 2 Motor	DI	1	1	6	1				SC2RPMP2.STAT.IN
29	Scrubber 3 Chemical Recirc. Pump 1 Motor	DI	1	1	7	1				SC3RPMP1.STAT.IN
30	Scrubber 3 Chemical Recirc. Pump 2 Motor	DI	1	1	8	1				SC3RPMP2.STAT.IN
31	Bleach Feed Pump Scrubber 1 Motor	DI	1	1	9	1				BFPMP01.STAT.IN
32	Bleach Feed Pump Scrubber 2 Motor	DI	1	1	10	1				BFPMP02.STAT.IN
33	Bleach Feed Pump Scrubber 3 Motor	DI	1	1	11	1				BFPMP03.STAT.IN
34	Bleach Feed Pump Standby Motor	DI	1	1	12	1				BLESTDBY.STAT.IN
35	Chemical Feed Pump Scrubber 1 Motor	DI	1	1	13	1				CFPMP01.STAT.IN
36	Chemical Feed Pump Scrubber 2 Motor	DI	1	1	14	1				CFPMP02.STAT.IN
37	Chemical Feed Pump Scrubber 3 Motor	DI	1	1	15	1				CFPMP03.STAT.IN
38	Chemical Feed Pump Standby Motor	DI	1	1	16	1				CHEMSTDB.STAT.IN
39	RTU Low Battery	DI	1	2	1	1				RTU.BATLOW.IN
40	RTU AC Fail	DI	1	2	2	1				RTU.ACFAIL.IN
41	Emergency Call	DI	1	2	3					EMERGENCY.STAT.IN
42	Fire Alarm	DI	1	2	4					FIRE.STAT.IN
43	RTU AC Surge Protection Failure	DI	1	2	5	1				RTU.SURGE.IN
44	RTU NETWORK Switch Failure	DI	1	2	6	1				RTU.SWITCH.IN
45	Spare	DI	1	2	7		1			..
46	Spare	DI	1	2	8		1			..
47	Spare	DI	1	2	9		1			..
48	Spare	DI	1	2	10		1			..
49	Spare	DI	1	2	11		1			..
50	Spare	DI	1	2	12		1			..
51	Spare	DI	1	2	13		1			..
52	Spare	DI	1	2	14		1			..
53	Spare	DI	1	2	15		1			..
54	Spare	DI	1	2	16		1			..
55	<b>BLANK</b>		<b>1</b>	<b>3</b>						
56	<b>BLANK</b>		<b>1</b>	<b>4</b>						
57	Scrubber Blower 1 Motor Start	DO	1	5	1	1				SCBL01.START.OUT
58	Scrubber Blower 1 Motor Stop	DO	1	5	2	1				SCBL01.STOP.OUT
59	Scrubber Blower 2 Motor Start	DO	1	5	3	1				SCBL02.START.OUT
60	Scrubber Blower 2 Motor Stop	DO	1	5	4	1				SCBL02.STOP.OUT
61	Scrubber 1 Chemical Recirc. Pump 1 Motor start	DO	1	5	5	1				SC1RPMP1.START.OUT
62	Scrubber 1 Chemical Recirc. Pump 1 Motor stop	DO	1	5	6	1				SC1RPMP1.STOP.OUT
63	Scrubber 1 Chemical Recirc. Pump 2 Motor start	DO	1	5	7	1				SC1RPMP2.START.OUT
64	Scrubber 1 Chemical Recirc. Pump 2 Motor stop	DO	1	5	8	1				SC1RPMP2.STOP.OUT
65	Scrubber 2 Chemical Recirc. Pump 1 Motor start	DO	1	5	9	1				SC2RPMP1.START.OUT
66	Scrubber 2 Chemical Recirc. Pump 1 Motor stop	DO	1	5	10	1				SC2RPMP1.STOP.OUT
67	Scrubber 2 Chemical Recirc. Pump 2 Motor start	DO	1	5	11	1				SC2RPMP2.START.OUT
68	Scrubber 2 Chemical Recirc. Pump 2 Motor stop	DO	1	5	12	1				SC2RPMP2.STOP.OUT
69	Scrubber 3 Chemical Recirc. Pump 1 Motor start	DO	1	5	13	1				SC3RPMP1.START.OUT
70	Scrubber 3 Chemical Recirc. Pump 1 Motor stop	DO	1	5	14	1				SC3RPMP1.STOP.OUT
71	Scrubber 3 Chemical Recirc. Pump 2 Motor start	DO	1	5	15	1				SC3RPMP2.START.OUT
72	Scrubber 3 Chemical Recirc. Pump 2 Motor stop	DO	1	5	16	1				SC3RPMP2.STOP.OUT
73	Bleach Feed Pump Scrubber 1 Motor Start	DO	1	6	1	1				BFPMP01.START.OUT
74	Bleach Feed Pump Scrubber 1 Motor Stop	DO	1	6	2	1				BFPMP01.STOP.OUT
75	Bleach Feed Pump Scrubber 2 Motor Start	DO	1	6	3	1				BFPMP02.START.OUT
76	Bleach Feed Pump Scrubber 2 Motor Stop	DO	1	6	4	1				BFPMP02.STOP.OUT



MIAMI-DADE WATER AND SEWER DEPARTMENT  
CENTRAL DISTRICT WASTE WATER TREATMENT PLANT  
INPUT/OUTPUT LIST  
RTU CD15 PLANT 1 RETURN STATION 3

ITEM	DESCRIPTION	SIG.TYP	RACK	CARD	POINT	PT. CONN.	SPARE	ZERO	SPAN	SIGNAL NAME
1	Station 1 - Return Sludge Pump 1 RPM	AI	2	1	1	1				S1RSP01.RPM.IN
2	Station 1 - Return Sludge Pump 2 RPM	AI	2	1	2	1				S1RSP02.RPM.IN
3	Station 1 - Return Sludge Pump 3 RPM	AI	2	1	3	1				S1RSP03.RPM.IN
4	Station 1 - Return Sludge Pump 4 RPM	AI	2	1	4	1				S1RSP04.RPM.IN
5	Station 2 - Return Sludge Pump 1 RPM	AI	2	1	5	1				S2RSP01.RPM.IN
6	Station 2 - Return Sludge Pump 2 RPM	AI	2	1	6	1				S2RSP02.RPM.IN
7	Station 2 - Return Sludge Pump 3 RPM	AI	2	1	7	1				S2RSP03.RPM.IN
8	Station 2 - Return Sludge Pump 4 RPM	AI	2	1	8	1				S2RSP04.RPM.IN
9	Station 3 - Return Sludge Pump 1 RPM	AI	2	2	1	1				S3RSP01.RPM.IN
10	Station 3 - Return Sludge Pump 2 RPM	AI	2	2	2	1				S3RSP02.RPM.IN
11	Station 3 - Return Sludge Pump 3 RPM	AI	2	2	3	1				S3RSP03.RPM.IN
12	Station 3 - Return Sludge Pump 4 RPM	AI	2	2	4	1				S3RSP04.RPM.IN
13	Return Sludge Station 1 Flow Meter 1	AI	2	2	5	1				RSS1FM01.FLOW.IN
14	Return Sludge Station 1 Flow Meter 2	AI	2	2	6	1				RSS1FM02.FLOW.IN
15	Return Sludge Station 1 Flow Meter 3	AI	2	2	7	1				RSS1FM03.FLOW.IN
16	Return Sludge Station 1 Flow Meter 4	AI	2	2	8	1				RSS1FM04.FLOW.IN
17	Return Sludge Station 2 Flow Meter 1	AI	2	3	1	1				RSS2FM01.FLOW.IN
18	Return Sludge Station 2 Flow Meter 2	AI	2	3	2	1				RSS2FM02.FLOW.IN
19	Return Sludge Station 2 Flow Meter 3	AI	2	3	3	1				RSS2FM03.FLOW.IN
20	Return Sludge Station 2 Flow Meter 4	AI	2	3	4	1				RSS2FM04.FLOW.IN
21	Return Sludge Station 3 Flow Meter 1	AI	2	3	5	1				RSS3FM01.FLOW.IN
22	Return Sludge Station 3 Flow Meter 2	AI	2	3	6	1				RSS3FM02.FLOW.IN
23	Return Sludge Station 3 Flow Meter 3	AI	2	3	7	1				RSS3FM03.FLOW.IN
24	Return Sludge Station 3 Flow Meter 4	AI	2	3	8	1				RSS3FM04.FLOW.IN
25	Final Return Sludge Flow Meter	AI	2	4	1	1				FIRETSLU.FLOW.IN
26	Waste Sludge Flow Meter	AI	2	4	2	1				WASTESLU.FLOW.IN
27	Waste Sludge Flow Valve Position	AI	2	4	3	1				WASTESLU.VLV.IN
28	Final Trough DO	AI	2	4	4	1				DOFINAL.TROUGH.IN
29	Room Temperature	AI	2	4	5	1				ROOM.TEMP.IN
30	Total Suspended Solids Meter	AI	2	4	6	1		0	5000	TSS.TRANS.IN
31	Spare	AI	2	4	7		1			
32	Spare	AI	2	4	8		1			
33	Tank1B Blanket Level	AI	2	5	1	1		0	15	LEVEL1.TRANS.IN
34	Tank2B Blanket Level	AI	2	5	2	1		0	15	LEVEL2.TRANS.IN
35	Tank3B Blanket Level	AI	2	5	3	1		0	15	LEVEL3.TRANS.IN
36	Tank4B Blanket Level	AI	2	5	4	1		0	15	LEVEL4.TRANS.IN
37	Tank5B Blanket Level	AI	2	5	5	1		0	15	LEVEL5.TRANS.IN
38	Tank6B Blanket Level	AI	2	5	6	1		0	15	LEVEL6.TRANS.IN
39	Spare	AI	2	5	7		1			
40	Spare	AI	2	5	8		1			
41	Station 1 - Return Sludge Pump 1 Speed Control	AO	2	6	1	1				S1RSP01.SPD.OUT
42	Station 1 - Return Sludge Pump 2 Speed Control	AO	2	6	2	1				S1RSP02.SPD.OUT
43	Station 1 - Return Sludge Pump 3 Speed Control	AO	2	6	3	1				S1RSP03.SPD.OUT
44	Station 1 - Return Sludge Pump 4 Motor	AO	2	6	4	1				S1RSP04M.SPD.OUT
45	Station 1 - Return Sludge Pump 4 Speed Control	AO	2	6	5	1				S1RSP04.SPD.OUT
46	Station 2 - Return Sludge Pump 1 Speed Control	AO	2	6	6	1				S2RSP01.SPD.OUT
47	Station 2 - Return Sludge Pump 2 Speed Control	AO	2	6	7	1				S2RSP02.SPD.OUT
48	Station 2 - Return Sludge Pump 3 Speed Control	AO	2	6	8	1				S2RSP03.SPD.OUT
49	Station 2 - Return Sludge Pump 4 Motor	AO	2	7	1	1				S2RSP04M.SPD.OUT
50	Station 2 - Return Sludge Pump 4 Speed Control	AO	2	7	2	1				S2RSP04.SPD.OUT
51	Station 3 - Return Sludge Pump 1 Speed Control	AO	2	7	3	1				S3RSP01.SPD.OUT
52	Station 3 - Return Sludge Pump 2 Speed Control	AO	2	7	4	1				S3RSP02.SPD.OUT
53	Station 3 - Return Sludge Pump 3 Speed Control	AO	2	7	5	1				S3RSP03.SPD.OUT
54	Station 3 - Return Sludge Pump 4 Speed Control	AO	2	7	6	1				S3RSP04.SPD.OUT
55	Waste Sludge Flow Valve Control	AO	2	7	7	1				WASTESLU.VLV.OUT
56	Spare	AO	2	7	8		1			..
57	Spare	AO	2	8	1		1			
58	Spare	AO	2	8	2		1			
59	Spare	AO	2	8	3		1			
60	Spare	AO	2	8	4		1			
61	Spare	AO	2	8	5		1			
62	Spare	AO	2	8	6		1			
63	Spare	AO	2	8	7		1			
64	Spare	AO	2	8	8		1			
65	Station 1 - Return Sludge Pump 1 Motor	DI	1	1	1	1				S1RSP01.STAT.IN
66	Station 1 - Return Sludge Pump 2 Motor	DI	1	1	2	1				S1RSP02.STAT.IN
67	Station 1 - Return Sludge Pump 3 Motor	DI	1	1	3	1				S1RSP03.STAT.IN
68	Station 1 - Return Sludge Pump 4 Motor	DI	1	1	4	1				..
69	Station 2 - Return Sludge Pump 1 Motor	DI	1	1	5	1				S2RSP01.STAT.IN
70	Station 2 - Return Sludge Pump 2 Motor	DI	1	1	6	1				S2RSP02.STAT.IN
71	Station 2 - Return Sludge Pump 3 Motor	DI	1	1	7	1				S2RSP03.STAT.IN
72	Station 2 - Return Sludge Pump 4 Motor	DI	1	1	8	1				..
73	Station 3 - Return Sludge Pump 1 Motor	DI	1	1	9	1				S3RSP01.STAT.IN
74	Station 3 - Return Sludge Pump 2 Motor	DI	1	1	10	1				S3RSP02.STAT.IN

MIAMI-DADE WATER AND SEWER DEPARTMENT  
CENTRAL DISTRICT WASTE WATER TREATMENT PLANT  
INPUT/OUTPUT LIST  
RTU CD15 PLANT 1 RETURN STATION 3

ITEM	DESCRIPTION	SIG.TYP	RACK	CARD	POINT	PT. CONN.	SPARE	ZERO	SPAN	SIGNAL NAME
75	Station 3 - Return Sludge Pump 3 Motor	DI	1	1	11	1				S3RSP03.STAT.IN
76	Station 3 - Return Sludge Pump 4 Motor	DI	1	1	12	1				S3RSP04.STAT.IN
77	Station 3 - Blower 1	DI	1	1	13	1				BLOWER01.STAT.IN
78	Station 3 - Blower 2	DI	1	1	14	1				BLOWER02.STAT.IN
79	Scum Pump 1	DI	1	1	15	1				SCMPMP01.STAT.IN
80	Scum Pump 2	DI	1	1	16	1				SCMPMP02.STAT.IN
81	Pass A Longit.Collect Motor 1	DI	1	2	1	1				PALCM01.STAT.IN
82	Pass A Longit.Collect Motor 2	DI	1	2	2	1				PALCM02.STAT.IN
83	Pass A Longit.Collect Motor 3	DI	1	2	3	1				PALCM03.STAT.IN
84	Pass A Longit.Collect Motor 4	DI	1	2	4	1				PALCM04.STAT.IN
85	Pass A Longit.Collect Motor 5	DI	1	2	5	1				PALCM05.STAT.IN
86	Pass A Longit.Collect Motor 6	DI	1	2	6	1				PALCM06.STAT.IN
87	Pass B Longit.Collect Motor 1	DI	1	2	7	1				PBLCM01.STAT.IN
88	Pass B Longit.Collect Motor 2	DI	1	2	8	1				PBLCM02.STAT.IN
89	Pass B Longit.Collect Motor 3	DI	1	2	9	1				PBLCM03.STAT.IN
90	Pass B Longit.Collect Motor 4	DI	1	2	10	1				PBLCM04.STAT.IN
91	Pass B Longit.Collect Motor 5	DI	1	2	11	1				PBLCM05.STAT.IN
92	Pass B Longit.Collect Motor 6	DI	1	2	12	1				PBLCM06.STAT.IN
93	Pass C Longit.Collect Motor 1	DI	1	2	13	1				PCLCM01.STAT.IN
94	Pass C Longit.Collect Motor 2	DI	1	2	14	1				PCLCM02.STAT.IN
95	Pass C Longit.Collect Motor 3	DI	1	2	15	1				PCLCM03.STAT.IN
96	Pass C Longit.Collect Motor 4	DI	1	2	16	1				PCLCM04.STAT.IN
97	Pass C Longit.Collect Motor 5	DI	1	3	1	1				PCLCM05.STAT.IN
98	Pass C Longit.Collect Motor 6	DI	1	3	2	1				PCLCM06.STAT.IN
99	Cross Collector Motor 1	DI	1	3	3	1				CCM1.STAT.IN
100	Cross Collector Motor 2	DI	1	3	4	1				CCM2.STAT.IN
101	Cross Collector Motor 3	DI	1	3	5	1				CCM3.STAT.IN
102	Cross Collector Motor 4	DI	1	3	6	1				CCM4.STAT.IN
103	Cross Collector Motor 5	DI	1	3	7	1				CCM5.STAT.IN
104	Cross Collector Motor 6	DI	1	3	8	1				CCM6.STAT.IN
105	Final Settling Tank 6 Scum Barscreen 1 Motor	DI	1	3	9	1				FST06SB1.STAT.IN
106	RTU Low Battery	DI	1	3	10	1				RTU.BATLOW.IN
107	RTU AC Fail	DI	1	3	11	1				RTU.ACFAIL.IN
108	Emergency Call	DI	1	3	12	1				EMERGENCY.ALARM.IN
109	Fire Alarm	DI	1	3	13	1				FIRE.ALARM.IN
110	Basement Flooding Bldg. 1	DI	1	3	14	1				BSEMNT01.ALARM.IN
111	Basement Flooding Bldg. 2	DI	1	3	15	1				BSEMNT02.ALARM.IN
112	Basement Flooding Bldg. 3	DI	1	3	16	1				BSEMNT03.ALARM.IN
113	Station 1: Seal Water Pump 1 Motor	DI	1	4	1	1				S1SWP01M.STAT.IN
114	Station 1: Seal Water Pump 2 Motor	DI	1	4	2	1				S1SWP02M.STAT.IN
115	Station 1: Seal Water Pressure PSI	DI	1	4	3	1				S1SWPPSI.ALARM.IN
116	Station 2: Seal Water Pump 1 Motor	DI	1	4	4	1				S2SWP01M.STAT.IN
117	Station 2: Seal Water Pump 2 Motor	DI	1	4	5	1				S2SWP02M.STAT.IN
118	Station 2: Seal Water Pressure PSI	DI	1	4	6	1				S2SWPPSI.ALARM.IN
119	Station 3: Seal Water Pump 1 Motor	DI	1	4	7	1				S3SWP01M.STAT.IN
120	Station 3: Seal Water Pump 2 Motor	DI	1	4	8	1				S3SWP02M.STAT.IN
121	Seal Water Pressure PSI	DI	1	4	9	1				SWPPSI.ALARM.IN
122	RTU AC Surge Failure	DI	1	4	10	1				RTU.SURGE.IN
123	RTU NETWORK SWITCH FAILURE	DI	1	4	11	1				RTU.SWITCH.IN
124	Spare	DI	1	4	12		1			..
125	Spare	DI	1	4	13		1			..
126	Spare	DI	1	4	14		1			..
127	Spare	DI	1	4	15		1			..
128	Spare	DI	1	4	16		1			..
129	Spare	DI	1	5	1		1			..
130	Spare	DI	1	5	2		1			..
131	Spare	DI	1	5	3		1			..
132	Spare	DI	1	5	4		1			..
133	Spare	DI	1	5	5		1			..
134	Spare	DI	1	5	6		1			..
135	Spare	DI	1	5	7		1			..
136	Spare	DI	1	5	8		1			..
137	Spare	DI	1	5	9		1			..
138	Spare	DI	1	5	10		1			..
139	Spare	DI	1	5	11		1			..
140	Spare	DI	1	5	12		1			..
141	Spare	DI	1	5	13		1			..
142	Spare	DI	1	5	14		1			..
143	Spare	DI	1	5	15		1			..
144	Spare	DI	1	5	16		1			..
145	Station 1 - Return Sludge Pump 1 Motor Start	DO	1	6	1	1				S1RSP01.START.OUT
146	Station 1 - Return Sludge Pump 1 Motor Stop	DO	1	6	2	1				S1RSP01.STOP.OUT
147	Station 1 - Return Sludge Pump 2 Motor Start	DO	1	6	3	1				S1RSP02.START.OUT
148	Station 1 - Return Sludge Pump 2 Motor Stop	DO	1	6	4	1				S1RSP02.STOP.OUT



MIAMI-DADE WATER AND SEWER DEPARTMENT  
CENTRAL DISTRICT WASTE WATER TREATMENT PLANT  
INPUT/OUTPUT LIST  
RTU CD16 - DIGESTER CLUSTER BUILDING #2 - PLANT#1

ITEM	DESCRIPTION	SIG. TYPE	RACK	CARD	POINT	PT. CONN	ZERO	SPAN	SIGNAL NAME
1	Digester Tank 5 Level (Primary)	8-AI	1	8	1	X	0	10	DIGTNK5_LVL_IN
2	Digester Tank 6 Level (Secondary)	8-AI	1	8	2	X	0	10	DIGTNK6_LVL_IN
3									
4	Digester Tank 7 Level (Primary)	8-AI	1	8	3	X	0	10	DIGTNK7_LVL_IN
5	Digester Tank 8 Level (Secondary)	8-AI	1	8	4	X	0	10	DIGTNK8_LVL_IN
6									
7	Total Raw Sludge to Digester Cluster 2	8-AI	1	8	5	X	0	1000	TRSDICL2_FLOW_I
8	Raw Sludge to Digester Tank 5 (Primary)	8-AI	1	8	6	X	0	100	DIGTNK5_FLOW_I
9									
10	Raw Sludge to Digester Tank 6 (Secondary)	8-AI	1	8	7	X	0	100	DIGTNK6_FLOW_I
11	Raw Sludge to Digester Tank 7 (Primary)	8-AI	1	8	8	X	0	100	DIGTNK7_FLOW_I
12									
13	Raw Sludge to Digester Tank 8 (Secondary)	8-AI	2	1	1	X	0	100	DIGTNK8.FLOW.I
14	Total Raw Sludge from Cluster 2 to Dewatering	8-AI	2	1	2		0	100	TRSCL2DW_FLOW_I
15									
16	Cluster 2 Supernate Flow	8-AI	2	1	3		0	100	CLSTR2SU_FLOW_I
17	Digester Tank 5 Cover Gas Pressure	8-AI	2	1	4		0	100	DIGTNK5_PRES_IN
18									
19	Digester Tank 6 Cover Gas Pressure	8-AI	2	1	5		0	100	DIGTNK6_PRES_IN
20	Digester Tank 7 Cover Gas Pressure	8-AI	2	1	6		0	100	DIGTNK7_PRES_IN
21									
22	Digester Tank 8 Cover Gas Pressure	8-AI	2	1	7		0	100	DIGTNK8_PRES_IN
23	Gas Booster Inlet Temperature	8-AI	2	1	8		0	100	GASBOSTR_TEMP_IN
24									
25	Digester Tank 5 Temperature	8-AI	2	2	1		0	100	DIGTNK5_TEMP_IN
26	Digester Tank 6 Temperature	8-AI	2	2	2		0	100	DIGTNK6_TEMP_IN
27									
28	Digester Tank 7 Temperature	8-AI	2	2	3		0	100	DIGTNK7_TEMP_IN
29	Digester Tank 8 Temperature	8-AI	2	2	4		0	100	DIGTNK8_TEMP_IN
30									
31	Gas Flow Meter Flow	8-AI	2	2	5		0	3000	GASFLMET_FLOW_I
32	Waste Gas to Flare	8-AI	2	2	6		0	100	WGASFLAR_FLOW_I
33									
34	Total Gas Flow Pressure Transmitter	8-AI	2	2	7		0	50	TGFLPRES_PRES_IN
35	Heat Exchanger 1 Water In Temperature	8-AI	2	2	8		0	100	HEW1_TEMP1_IN
36									
37	Heat Exchanger 1 Water Out Temperature	8-AI	2	3	1		0	100	HEW1_TEMP2_IN
38	Heat Exchanger 1 Sludge Out Temperature	8-AI	2	3	2		0	100	HES1_TEMP2_IN
39									
40	Heat Exchanger 2 Water In Temperature	8-AI	2	3	3		0	100	HEW2_TEMP1_IN
41	Heat Exchanger 2 Water Out Temperature	8-AI	2	3	4		0	100	HEW2_TEMP2_IN
42									
43	Heat Exchanger 2 Sludge Out Temperature	8-AI	2	3	5		0	100	HES2_TEMP2_IN
44	Heat Exchanger 1 Sludge Temperature In	8-AI	2	3	6		0	100	HES1_TEMP1_IN
45									
46	Heat Exchanger 2 Sludge Temperature In	8-AI	2	3	7		0	100	HES2_TEMP1_IN
47	LEL Sensor 1	8-AI	2	3	8	X	0	100	LEL1_LVL_IN
48									
49	LEL Sensor 2	8-AI	2	4	1	X			LEL2_LVL_IN
50	LEL Sensor 3	8-AI	2	4	2	X			LEL3_LVL_IN
51									
52	LEL Sensor 4	8-AI	2	4	3	X			LEL4_LVL_IN
53	LEL Sensor 5	8-AI	2	4	4	X			LEL5_LVL_IN
54									
55	LEL Sensor 6	8-AI	2	4	5	X			LEL6_LVL_IN
56	LEL Sensor 7	8-AI	2	4	6	X			LEL7_LVL_IN
57									
58	LEL Sensor 8	8-AI	2	4	7	X			LEL8_LVL_IN
59	LEL Sensor 9	8-AI	2	4	8	X			LEL9_LVL_IN
60									
61	LEL Sensor 10	8-AI	2	5	1	X			LEL10_LVL_IN
62	H2S Sensor	8-AI	2	5	2	X			H2S_LVL_IN
63									
64	Spare	8-AI	2	5	3				
65	Spare	8-AI	2	5	4				
66									
67	Spare	8-AI	2	5	5				
68	Spare	8-AI	2	5	6				
69									
70	Spare	8-AI	2	5	7				
71	Spare	8-AI	2	5	8				
72									
73	Valve Control 5	4-AO	2	7	1				VLVCTRL5_POS_OUT
74	Valve Control 6	4-AO	2	7	2				VLVCTRL6_POS_OUT
75	Valve Control 7	4-AO	2	7	3				VLVCTRL7_POS_OUT
76	Valve Control 8	4-AO	2	7	4				VLVCTRL8_POS_OUT



MIAMI-DADE WATER AND SEWER DEPARTMENT  
CENTRAL DISTRICT WASTE WATER TREATMENT PLANT  
INPUT/OUTPUT LIST  
RTU CD16 - DIGESTER CLUSTER BUILDING #2 - PLANT#1

ITEM	DESCRIPTION	SIG. TYPE	RACK	CARD	POINT	PT. CONN	ZERO	SPAN	SIGNAL NAME
77	Spare	4-AO	2	8	1				
78	Spare	4-AO	2	8	2				
79	Spare	4-AO	2	8	3				
80	Spare	4-AO	2	8	4				
81	Transfer Pump 1 Motor	16-DI	1	1	1	X			TRNFRP1_STAT_IN
82	Transfer Pump 2 Motor	16-DI	1	1	2	X			TRNFRP2_STAT_IN
83	Transfer Pump 3 Motor	16-DI	1	1	3	X			TRNFRP3_STAT_IN
84	Transfer Pump 4 Motor	16-DI	1	1	4	X			TRNFRP4_STAT_IN
85	Recirculation Pump 1 Motor	16-DI	1	1	5	X			RECIRP1_STAT_IN
86	Recirculation Pump 2 Motor	16-DI	1	1	6	X			RECIRP2_STAT_IN
87	Gas Booster Pump 1 Motor	16-DI	1	1	7	X			GSBSTRP1_STAT_IN
88	Gas Booster Pump 2 Motor	16-DI	1	1	8	X			GSBSTRP2_STAT_IN
89	Tank 5 Mixer 1 Motor Status Forward	16-DI	1	1	9	X			TK5MX1_STAT1_IN
90	Tank 5 Mixer 1 Motor Status Reverse	16-DI	1	1	10	X			TK5MX1_STAT2_IN
91	Tank 5 Mixer 2 Motor Status Forward	16-DI	1	1	11	X			TK5MX2_STAT1_IN
92	Tank 5 Mixer 2 Motor Status Reverse	16-DI	1	1	12	X			TK5MX2_STAT2_IN
93	Tank 5 Mixer 3 Motor Status Forward	16-DI	1	1	13	X			TK5MX3_STAT1_IN
94	Tank 5 Mixer 3 Motor Status Reverse	16-DI	1	1	14	X			TK5MX3_STAT2_IN
95	Tank 7 Mixer 1 Motor Status Forward	16-DI	1	1	15	X			TK7MX1_STAT1_IN
96	Tank 7 Mixer 1 Motor Status Reverse	16-DI	1	1	16	X			TK7MX1_STAT2_IN
97	Tank 7 Mixer 2 Motor Status Forward	16-DI	1	2	1	X			TK7MX2_STAT1_IN
98	Tank 7 Mixer 2 Motor Status Reverse	16-DI	1	2	2	X			TK7MX2_STAT2_IN
99	Tank 7 Mixer 3 Motor Status Forward	16-DI	1	2	3	X			TK7MX3_STAT1_IN
100	Tank 7 Mixer 3 Motor Status Reverse	16-DI	1	2	4	X			TK7MX3_STAT2_IN
101	RTU AC FAIL	16-DI	1	2	5	X			UPS_STAT_IN
102	RTU Battery low	16-DI	1	2	6	X			UPS_ALRM_IN
103	RTU AC SURGE FAILURE	16-DI	1	2	7	X			SURGE_ALRM_IN
104	Fire Alarm	16-DI	1	2	8				FIRE_ALRM_IN
105	Basement Flooding	16-DI	1	2	9	X			BASEMENT_ALRM_IN
106	LEL 1 Alarm	16-DI	1	2	10	X			LEL1_ALRM_IN
107	LEL 2 Alarm	16-DI	1	2	11	X			LEL2_ALRM_IN
108	LEL 3 Alarm	16-DI	1	2	12	X			LEL3_ALRM_IN
109	LEL 4 Alarm	16-DI	1	2	13	X			LEL4_ALRM_IN
110	LEL 5 Alarm	16-DI	1	2	14	X			LEL5_ALRM_IN
111	LEL 6 Alarm	16-DI	1	2	15	X			LEL6_ALRM_IN
112	LEL 7 Alarm	16-DI	1	2	16	X			LEL7_ALRM_IN
113	LEL 8 Alarm	16-DI	1	3	1	X			LEL8_ALRM_IN
114	LEL 9 Alarm	16-DI	1	3	2	X			LEL9_ALRM_IN
115	LEL 10 Alarm	16-DI	1	3	3	X			LEL10_ALRM_IN
116	H2S Alarm	16-DI	1	3	4	X			H2S_ALRM_IN
117	Spare	16-DI	1	3	5				
118	Spare	16-DI	1	3	6				
119	Spare	16-DI	1	3	7				
120	Spare	16-DI	1	3	8				
121	Spare	16-DI	1	3	9				
122	Spare	16-DI	1	3	10				
123	Spare	16-DI	1	3	11				
124	Spare	16-DI	1	3	12				
125	Spare	16-DI	1	3	13				
126	Spare	16-DI	1	3	14				
127	Spare	16-DI	1	3	15				
128	RTU Network Switch failure	16-DI	1	3	16				SWITCH_STAT_IN
129	Transfer Pump 1 Motor Start	16-DO	1	5	1				TRNFRP1_STRT_OUT
130	Transfer Pump 1 Motor Stop	16-DO	1	5	2				TRNFRP1_STOP_OUT
131	Transfer Pump 2 Motor Start	16-DO	1	5	3				TRNFRP2_STRT_OUT
132	Transfer Pump 2 Motor Stop	16-DO	1	5	4				TRNFRP2_STOP_OUT
133	Transfer Pump 3 Motor Start	16-DO	1	5	5				TRNFRP3_STRT_OUT
134	Transfer Pump 3 Motor Stop	16-DO	1	5	6				TRNFRP3_STOP_OUT
135	Transfer Pump 4 Motor Start	16-DO	1	5	7				TRNFRP4_STRT_OUT
136	Transfer Pump 4 Motor Stop	16-DO	1	5	8				TRNFRP4_STOP_OUT
137	Recirculation Pump 1 Motor Start	16-DO	1	5	9				RECIRP1_STRT_OUT
138	Recirculation Pump 1 Motor Stop	16-DO	1	5	10				RECIRP1_STOP_OUT
139	Recirculation Pump 2 Motor Start	16-DO	1	5	11				RECIRP2_STRT_OUT
140	Recirculation Pump 2 Motor Stop	16-DO	1	5	12				RECIRP2_STOP_OUT
141	Gas Booster Pump 1 Motor Start	16-DO	1	5	13				GSBSTRP1_STRT_OUT
142	Gas Booster Pump 1 Motor Stop	16-DO	1	5	14				GSBSTRP1_STOP_OUT
143	Gas Booster Pump 2 Motor Start	16-DO	1	5	15				GSBSTRP2_STRT_OUT
144	Gas Booster Pump 2 Motor Stop	16-DO	1	5	16				GSBSTRP2_STOP_OUT
145	Tank 5 Mixer 1 Motor Control Forward	16-DO	1	6	1				TK5MX1_FWD_OUT
146	Tank 5 Mixer 1 Motor Control Reverse	16-DO	1	6	2				TK5MX1_REV_OUT
147	Tank 5 Mixer 1 Motor Control Stop	16-DO	1	6	3				TK5MX1_STOP_OUT
148	Tank 5 Mixer 2 Motor Control Forward	16-DO	1	6	4				TK5MX2_FWD_OUT
149	Tank 5 Mixer 2 Motor Control Reverse	16-DO	1	6	5				TK5MX2_REV_OUT
150	Tank 5 Mixer 2 Motor Control Stop	16-DO	1	6	6				TK5MX2_STOP_OUT
151	Tank 5 Mixer 3 Motor Control Forward	16-DO	1	6	7				TK5MX3_FWD_OUT
152	Tank 5 Mixer 3 Motor Control Reverse	16-DO	1	6	8				TK5MX3_REV_OUT

MIAMI-DADE WATER AND SEWER DEPARTMENT  
 CENTRAL DISTRICT WASTE WATER TREATMENT PLANT  
 INPUT/OUTPUT LIST  
 RTU CD16 - DIGESTER CLUSTER BUILDING #2 - PLANT#1

ITEM	DESCRIPTION	SIG. TYPE	RACK	CARD	POINT	PT. CONN	ZERO	SPAN	SIGNAL NAME
153	Tank 5 Mixer 3 Motor Control Stop	16-DO	1	6	9				TK5MX3_STOP_OUT
154	Tank 7 Mixer 1 Motor Control Forward	16-DO	1	6	10				TK7MX1_FWD_OUT
155	Tank 7 Mixer 1 Motor Control Reverse	16-DO	1	6	11				TK7MX1_REV_OUT
156	Tank 7 Mixer 1 Motor Control Stop	16-DO	1	6	12				TK7MX1_STOP_OUT
157	Tank 7 Mixer 2 Motor Control Forward	16-DO	1	6	13				TK7MX2_FWD_OUT
158	Tank 7 Mixer 2 Motor Control Reverse	16-DO	1	6	14				TK7MX2_REV_OUT
159	Tank 7 Mixer 2 Motor Control Stop	16-DO	1	6	15				TK7MX2_STOP_OUT
160	Tank 7 Mixer 3 Motor Control Forward	16-DO	1	6	16				TK7MX3_FWD_OUT
161	Tank 7 Mixer 3 Motor Control Reverse	16-DO	1	7	1				TK7MX3_REV_OUT
162	Tank 7 Mixer 3 Motor Control Stop	16-DO	1	7	2				TK7MX3_STOP_OUT
163	Emergency Bell	16-DO	1	7	3				EMERGNCY_ALRM_OUT
164		16-DO	1	7	4				
165		16-DO	1	7	5				
166		16-DO	1	7	6				
167		16-DO	1	7	7				
168		16-DO	1	7	8				
169		16-DO	1	7	9				
170		16-DO	1	7	10				
171		16-DO	1	7	11				
172		16-DO	1	7	12				
173		16-DO	1	7	13				
174		16-DO	1	7	14				
175		16-DO	1	7	15				
176		16-DO	1	7	16				

	Points	Boards	Spare
4-AI	0	0	
8-AI	48	6	
2-AO	0	0	
4-AO	8	2	
8-DI	0	0	
16-DI	48	3	
8-DO	0	0	
16-DO	48	3	
Spare AI	0		0%
Spare AO	0		0%
Spare DI	0		0%
Spare DO	0		0%
<b>Total</b>	<b>152</b>	<b>14</b>	

**TOTAL CONNECTED** 0  
**PERCENTAGE CONNECTED + SPARES** 0.0%  
**SPARES** 0

MIAMI-DADE WATER AND SEWER DEPARTMENT  
CENTRAL DISTRICT WASTE WATER TREATMENT PLANT  
INPUT/OUTPUT LIST  
RTU CD17 PLANT2 RETURN SLUDGE1

ITEM	DESCRIPTION	SIG. TYPE	RACK	CARD	POINT	PT. CONN	ZERO	SPAN	SIGNALNAME
1	Digester Tank 1 Level Primary	8-AI	1	8	1	X	0	10	DIGTNK1_LVL_I
2	Digester Tank 2 Level Secondary	8-AI	1	8	2	X	0	10	DIGTNK2_LVL_I
3					9				
4	Digester Tank 3 Level Primary	8-AI	1	8	3	X	0	10	DIGTNK3_LVL_I
5	Digester Tank 4 Level Secondary	8-AI	1	8	4	X	0	10	DIGTNK4_LVL_I
6					10				
7	Total Raw Sludge to Digester Cluster 1	8-AI	1	8	5	X	0	100	TRSDICL1_FLOW_I
8	Raw Sludge to Digester Tank #1 Primary (future)	8-AI	1	8	6	X	0	100	DIGTNK1_FLOW_I
9					19				
10	Raw Sludge to Digester Tank #2 Secondary (future)	8-AI	1	8	7	X	0	100	DIGTNK2_FLOW_I
11	Raw Sludge to Digester Tank #3 Primary (future)	8-AI	1	8	8	X	0	100	DIGTNK3_FLOW_I
12					20				
13	Raw Sludge to Digester Tank #4 Secondary (future)	8-AI	2	1	1	X	0	100	DIGTNK4_FLOW_I
14	Total Raw Sludge from Cluster 1 to Dewatering (future)	8-AI	2	1	2	X	0	100	TRSL1DW_FLOW_I
15					9				
16	Cluster 1 Supernate Flow (future)	8-AI	2	1	3	X	0	100	CLSTR1SU_FLOW_I
17	Digester Tank 1 Temperature	8-AI	2	1	4	X	0	100	DIGTNK1_TEMP_I
18					10				
19	Digester Tank 2 Temperature	8-AI	2	1	5	X	0	100	DIGTNK2_TEMP_I
20	Digester Tank 3 Temperature	8-AI	2	1	6	X	0	100	DIGTNK3_TEMP_I
21					19				
22	Digester Tank 4 Temperature	8-AI	2	1	7	X	0	100	DIGTNK4_TEMP_I
23	Digester Tank 1 Cover Gas Pressure	8-AI	2	1	8	X	0	100	DIGTNK1_PRES_I
24					20				
25	Digester Tank 2 Cover Gas Pressure	8-AI	2	2	1	X	0	100	DIGTNK2_PRES_I
26	Digester Tank 3 Cover Gas Pressure	8-AI	2	2	2	X	0	100	DIGTNK3_PRES_I
27					9				
28	Digester Tank 4 Cover Gas Pressure	8-AI	2	2	3	X	0	100	DIGTNK4_PRES_I
29	Gas Flow Total Meter	8-AI	2	2	4	X	0	20000	GASFLMET_FLOW_I
30					10				
31	Gas Flow Total Pressure Transmitter	8-AI	2	2	5	X	0	50	TGFLPRES_PRES_I
32	Waste Gas Flow to Flare (future)	8-AI	2	2	6	X	0	100	WGASFLAR_FLOW_I
33					19				
34	Gas Booster Pump Inlet Pressure	8-AI	2	2	7	X	0	100	GASBOSTR_TEMP_I
35	LEL Meter 1	8-AI	2	2	8	X	0	100	LELMETR1_LVL_I
36					20				
37	LEL Meter 2	8-AI	2	3	1	X	0	100	LELMETR2_LVL_I
38	LEL Meter 3	8-AI	2	3	2	X	0	100	LELMETR3_LVL_I
39					9				
40	LEL Meter 4	8-AI	2	3	3	X	0	100	LELMETR4_LVL_I
41	LEL Meter 5	8-AI	2	3	4	X	0	100	LELMETR5_LVL_I
42					10				
43	LEL Meter 6	8-AI	2	3	5	X	0	100	LELMETR6_LVL_I
44	LEL Meter 7	8-AI	2	3	6	X	0	100	LELMETR7_LVL_I
45					19				
46	H2S Hydrogen Sulphide Meter	8-AI	2	3	7	X	0	100	HYDRSULF_LVL_I
47	Heat Exchanger 1 Water In Temperature	8-AI	2	3	8	X	0	100	HEW1_TEMP1_I
48					20				
49	Heat Exchanger 1 Water Out Temperature	8-AI	2	4	1	X	0	100	HEW1_TEMP2_I
50	Heat Exchanger 1 Sludge Out Temperature	8-AI	2	4	2	X	0	100	HES1_TEMP2_I
51					9				
52	Heat Exchanger 2 Water In Temperature	8-AI	2	4	3	X	0	100	HEW2_TEMP1_I
53	Heat Exchanger 2 Water Out Temperature	8-AI	2	4	4	X	0	100	HEW2_TEMP2_I
54					10				
55	Heat Exchanger 2 Sludge Out Temperature	8-AI	2	4	5	X	0	100	HES2_TEMP2_I
56	Heat Exchanger 1 Sludge Temperature In	8-AI	2	4	6	X	0	100	HES1_TEMP1_I
57					19				
58	Heat Exchanger 2 Sludge Temperature In	8-AI	2	4	7	X	0	100	HES2_TEMP1_I
59	Valve 1 Position (future)	8-AI	2	4	8	X	0	100	VLVPOS1_POS_I
60					20				
61	Valve 2 Position (future)	8-AI	2	5	1	X	0	100	VLVPOS2_POS_I
62	Valve 3 Position (future)	8-AI	2	5	2	X	0	100	VLVPOS3_POS_I
63					9				
64	Valve 4 Position (future)	8-AI	2	5	3		0	100	VLVPOS4_POS_I
65	SPARE-AI	8-AI	2	5	4				
66					10				
67	SPARE-AI	8-AI	2	5	5				
68	SPARE-AI	8-AI	2	5	6				
69					19				
70	SPARE-AI	8-AI	2	5	7				
71	SPARE-AI	8-AI	2	5	8				
72					20				
73	Valve 1 Control (future)	4-AO	2	7	1				VLVCTRL1_POS_OUT
74	Valve 2 Control (future)	4-AO	2	7	2				VLVCTRL2_POS_OUT
75	Valve 3 Control (future)	4-AO	2	7	3				VLVCTRL3_POS_OUT
76	Valve 4 Control (future)	4-AO	2	7	4				VLVCTRL4_POS_OUT
77	SPARE-AO	4-AO	2	8	1				
78	SPARE-AO	4-AO	2	8	2				
79	SPARE-AO	4-AO	2	8	3				
80	SPARE-AO	4-AO	2	8	4				
81	Transfer Pump 1 Motor	16-DI	1	1	1	X			TRNFRP1_STAT_IN
82	Transfer Pump 2 Motor	16-DI	1	1	2	X			TRNFRP2_STAT_IN
83	Transfer Pump 3 Motor	16-DI	1	1	3	X			TRNFRP3_STAT_IN
84	Transfer Pump 4 Motor	16-DI	1	1	4	X			TRNFRP4_STAT_IN
85	Recirculation Pump 1 Motor	16-DI	1	1	5	X			RECIRP1_STAT_IN
86	Recirculation Pump 2 Motor	16-DI	1	1	6	X			RECIRP2_STAT_IN
87	Gas Booster Pump 1 Motor	16-DI	1	1	7	X			GSBSTRP1_STAT_IN
88	Gas Booster Pump 2 Motor	16-DI	1	1	8	X			GSBSTRP2_STAT_IN
89	RTU AC fail	16-DI	1	1	9	X			UPS_STAT_IN
90	RTU Battery low	16-DI	1	1	10	X			UPS_ALRM_IN
91	Emergency Call	16-DI	1	1	11				EMERGENCY_ALRM_IN

MIAMI-DADE WATER AND SEWER DEPARTMENT  
CENTRAL DISTRICT WASTE WATER TREATMENT PLANT  
INPUT/OUTPUT LIST  
RTU CD17 PLANT2 RETURN SLUDGE1

ITEM	DESCRIPTION	SIG. TYPE	RACK	CARD	POINT	PT. CONN	ZERO	SPAN	SIGNALNAME
92	Fire Alarm (future)	16-DI	1	1	12				FIRE_ALRM_IN
93	Basement Flooding	16-DI	1	1	13				BASEMENT_ALRM_IN
94	RTU AC surge failure	16-DI	1	1	14	X			ACSURGE_FAIL_IN
95	SPARE-DI	16-DI	1	1	15				
96	SPARE-DI	16-DI	1	1	16				
97	LEL Meter 1 Alarm	16-DI	1	2	1	X			LEL1_ALRM_IN
98	LEL Meter 2 Alarm	16-DI	1	2	2	X			LEL2_ALRM_IN
99	LEL Meter 3 Alarm	16-DI	1	2	3	X			LEL3_ALRM_IN
100	LEL Meter 4 Alarm	16-DI	1	2	4	X			LEL4_ALRM_IN
101	LEL Meter 5 Alarm	16-DI	1	2	5	X			LEL5_ALRM_IN
102	LEL Meter 6 Alarm	16-DI	1	2	6	X			LEL6_ALRM_IN
103	LEL Meter 7 Alarm	16-DI	1	2	7	X			LEL7_ALRM_IN
104	H2S Meter 1 Alarm	16-DI	1	2	8	X			H2S_ALRM_IN
105	SPARE-DI	16-DI	1	2	9				
106	SPARE-DI	16-DI	1	2	10				
107	SPARE-DI	16-DI	1	2	11				
108	SPARE-DI	16-DI	1	2	12				
109	SPARE-DI	16-DI	1	2	13				
110	SPARE-DI	16-DI	1	2	14				
111	SPARE-DI	16-DI	1	2	15				
112	SPARE-DI	16-DI	1	2	16				
113	SPARE-DI	16-DI	1	3	1				
114	SPARE-DI	16-DI	1	3	2				
115	SPARE-DI	16-DI	1	3	3				
116	SPARE-DI	16-DI	1	3	4				
117	SPARE-DI	16-DI	1	3	5				
118	SPARE-DI	16-DI	1	3	6				
119	SPARE-DI	16-DI	1	3	7				
120	SPARE-DI	16-DI	1	3	8				
121	SPARE-DI	16-DI	1	3	9				
122	SPARE-DI	16-DI	1	3	10				
123	SPARE-DI	16-DI	1	3	11				
124	SPARE-DI	16-DI	1	3	12				
125	SPARE-DI	16-DI	1	3	13				
126	SPARE-DI	16-DI	1	3	14				
127	SPARE-DI	16-DI	1	3	15				
128	RTU Network Switch failure	16-DI	1	3	16				SWITCH_STAT_IN
129	Transfer Pump 1 Motor Start	16-DO	1	5	1	X			TRNFRP1_STRT_OUT
130	Transfer Pump 1 Motor Stop	16-DO	1	5	2	X			TRNFRP1_STOP_OUT
131	Transfer Pump 2 Motor Start	16-DO	1	5	3	X			TRNFRP2_STRT_OUT
132	Transfer Pump 2 Motor Stop	16-DO	1	5	4	X			TRNFRP2_STOP_OUT
133	Transfer Pump 3 Motor Start	16-DO	1	5	5	X			TRNFRP3_STRT_OUT
134	Transfer Pump 3 Motor Stop	16-DO	1	5	6	X			TRNFRP3_STOP_OUT
135	Transfer Pump 4 Motor Start	16-DO	1	5	7	X			TRNFRP4_STRT_OUT
136	Transfer Pump 4 Motor Stop	16-DO	1	5	8	X			TRNFRP4_STOP_OUT
137	Recirculation Pump 1 Motor Start	16-DO	1	5	9	X			RECIRP1_STRT_OUT
138	Recirculation Pump 1 Motor Stop	16-DO	1	5	10	X			RECIRP1_STOP_OUT
139	Recirculation Pump 2 Motor Start	16-DO	1	5	11	X			RECIRP2_STRT_OUT
140	Recirculation Pump 2 Motor Stop	16-DO	1	5	12	X			RECIRP2_STOP_OUT
141	Gas Booster Pump 1 Motor Start	16-DO	1	5	13	X			GSBSTRP1_STRT_OUT
142	Gas Booster Pump 1 Motor Stop	16-DO	1	5	14	X			GSBSTRP1_STOP_OUT
143	Gas Booster Pump 2 Motor Start	16-DO	1	5	15	X			GSBSTRP2_STRT_OUT
144	Gas Booster Pump 2 Motor Stop	16-DO	1	5	16	X			GSBSTRP2_STOP_OUT
145	Emergency Bell	16-DO	1	6	1				EMERGNCY_ALRM_OUT
146	SPARE-DO	16-DO	1	6	2				
147	SPARE-DO	16-DO	1	6	3				
148	SPARE-DO	16-DO	1	6	4				
149	SPARE-DO	16-DO	1	6	5				
150	SPARE-DO	16-DO	1	6	6				
151	SPARE-DO	16-DO	1	6	7				
152	SPARE-DO	16-DO	1	6	8				
153	SPARE-DO	16-DO	1	6	9				
154	SPARE-DO	16-DO	1	6	10				
155	SPARE-DO	16-DO	1	6	11				
156	SPARE-DO	16-DO	1	6	12				
157	SPARE-DO	16-DO	1	6	13				
158	SPARE-DO	16-DO	1	6	14				
159	SPARE-DO	16-DO	1	6	15				
160	SPARE-DO	16-DO	1	6	16				
161	SPARE-DO	16-DO	1	7	1				
162	SPARE-DO	16-DO	1	7	2				
163	SPARE-DO	16-DO	1	7	3				
164	SPARE-DO	16-DO	1	7	4				
165	SPARE-DO	16-DO	1	7	5				
166	SPARE-DO	16-DO	1	7	6				
167	SPARE-DO	16-DO	1	7	7				
168	SPARE-DO	16-DO	1	7	8				
169	SPARE-DO	16-DO	1	7	9				
170	SPARE-DO	16-DO	1	7	10				
171	SPARE-DO	16-DO	1	7	11				
172	SPARE-DO	16-DO	1	7	12				
173	SPARE-DO	16-DO	1	7	13				
174	SPARE-DO	16-DO	1	7	14				
175	SPARE-DO	16-DO	1	7	15				
176	SPARE-DO	16-DO	1	7	16				



MIAMI-DADE WATER AND SEWER DEPARTMENT  
CENTRAL DISTRICT WASTE WATER TREATMENT PLANT  
INPUT/OUTPUT LIST  
RTU CD18 - CO-GEN BUILDING

ITEM	DESCRIPTION	SIG. TYPE	RACK	CARD	POINT	PT. CONN	ZERO	SPAN	SIGNAL NAME
1	Water Temperature tp Digester	8-AI	1	8	1		0	200	WATDIG.TEMP.I
2	Total Gas Pressure	8-AI	1	8	2	X	0	50	TOTALGAS.PRES.I
3						-			
4	Total Gas Flow	8-AI	1	8	3	X	0	75000	TOTALGAS.FLOW.I
5	Gas Pressure	8-AI	1	8	4	X	0	50	GAS.PRES.I
6						-			
7	FPL Load	8-AI	1	8	5		0	1500	FPL.LOAD.I
8	CO-Generator Load	8-AI	1	8	6		0	800	CGEN.LOAD.I
9						-			
10	Superior #1 Main Breaker KW	8-AI	1	8	7	X	0	1400	SPR1MB.LOAD.I
11	SWITCHGEAR ROOM TEMPERATURE	8-AI	1	8	8	X	0	150	ROOM.TEMP1.I
12						-			
13	CD CO-Generation Plant OPERATOR CONTROL ROOM TEMPERATURE	8-AI	2	1	1	X	0	150	ROOM.TEMP2.I
14	Superior #1 RPM	8-AI	2	1	2		0	1000	SPR1MB.SPD.I
15						-			
16	Superior #2 Main Breaker KW	8-AI	2	1	3	X	0	1400	SPR2MB.LOAD.I
17	Superior #2 Main Breaker Voltage	8-AI	2	1	4		0	100	SPR2MB.VOLT.I
18						-			
19	CD CO-Generation Plant Superior 2 Main Breaker KVAR Input	8-AI	2	1	5		-1600	3200	SPR2MB.KVAR.I
20	Superior #2 RPM	8-AI	2	1	6	X	0	100	SPR2MB.SPD.I
21						-			
22	CD CO-Generation Plant Superior 1 Main Breaker KVAR Input	8-AI	2	1	7	-	0	1400	SPR1MB.KVAR.I
23	Superior #3 Main Breaker Voltage	8-AI	2	1	8		0	100	SPR3MB.VOLT.I
24						-			
25	CD CO-Generation Plant Superior 3 Main Breaker KVAR Input	8-AI	2	2	1	-	-1600	3200	SPR3MB.KVAR.I
26	Superior #3 RPM	8-AI	2	2	2	-	0	1000	SPR3MB.SPD.I
27						-			
28	Superior #4 Main Breaker KW	8-AI	2	2	3	-	0	1400	SPR4MB.LOAD.I
29	Superior #4 Main Breaker Voltage	8-AI	2	2	4	-	0	100	SPR4MB.VOLT.I
30						-			
31	CD CO-Generation Plant Superior 4 Main Breaker KVAR Input	8-AI	2	2	5	-	-1600	3200	SPR4MB.KVAR.I
32	Superior #4 RPM	8-AI	2	2	6	-	0	1000	SPR4MB.SPD.I
33						-			
34	Superior CO-Gen Total KW	8-AI	2	2	7		0	100	SPRCGEN.LOAD.I
35	Superior CO-Gen Voltage	8-AI	2	2	8		0	100	SPRCGEN.VOLT.I
36						-			
37	Superior #1 lube oil Pressure	8-AI	2	3	1		0	100	SPR1LUBE.PRES.I
38	Superior #1 lube oil temp in	8-AI	2	3	2		0	100	SPR1LUBE.TEMP1.I
39									
40	Superior #1 lube oil temp out	8-AI	2	3	3		0	100	SPR1LUBE.TEMP2.I
41	Superior #1 water temp in	8-AI	2	3	4		0	100	SPR1WTR.TEMP1.I
42									
43	Superior #1 water temp out	8-AI	2	3	5		0	100	SPR1WTR.TEMP2.I
44	Superior #1 water pressure	8-AI	2	3	6		0	100	SPR1WTR.PRES.I
45									
46	Superior #1 gas pressure	8-AI	2	3	7		0	100	SPR1GAS.PRES.I
47	Superior #1 starting air pressure	8-AI	2	3	8		0	100	SPR1AIR.PRES.I
48									
49	Superior #2 lube oil Pressure	8-AI	2	4	1		0	100	SPR2LUBE.PRES.I
50	Superior #2 lube oil temp in	8-AI	2	4	2		0	100	SPR2LUBE.TEMP1.I
51									
52	Superior #2 lube oil temp out	8-AI	2	4	3		0	100	SPR2LUBE.TEMP2.I
53	Superior #2 water temp in	8-AI	2	4	4		0	100	SPR2WTR.TEMP1.I
54									
55	Superior #2 water temp out	8-AI	2	4	5		0	100	SPR2WTR.TEMP2.I
56	Superior #2 water pressure	8-AI	2	4	6		0	100	SPR2WTR.PRES.I
57									
58	Superior #2 gas pressure	8-AI	2	4	7		0	100	SPR2GAS.PRES.I
59	Superior #2 starting air pressure	8-AI	2	4	8		0	100	SPR2AIR.PRES.I
60									
61	Superior #3 lube oil Pressure	8-AI	2	5	1		0	100	SPR3LUBE.PRES.I
62	Superior #3 lube oil temp in	8-AI	2	5	2		0	100	SPR3LUBE.TEMP1.I
63									
64	Superior #3 lube oil temp out	8-AI	2	5	3		0	100	SPR3LUBE.TEMP2.I
65	Superior #3 water temp in	8-AI	2	5	4		0	100	SPR3WTR.TEMP1.I
66									
67	Superior #3 water temp out	8-AI	2	5	5		0	100	SPR3WTR.TEMP2.I
68	Superior #3 water pressure	8-AI	2	5	6		0	100	SPR3WTR.PRES.I
69									
70	Superior #3 gas pressure	8-AI	2	5	7		0	100	SPR3GAS.PRES.I
71	Superior #3 starting air pressure	8-AI	2	5	8		0	100	SPR3AIR.PRES.I
72									
73	Superior #4 lube oil Pressure	8-AI	2	6	1		0	100	SPR4LUBE.PRES.I
74	Superior #4 lube oil temp in	8-AI	2	6	2		0	100	SPR4LUBE.TEMP1.I
75									
76	Superior #4 lube oil temp out	8-AI	2	6	3		0	100	SPR4LUBE.TEMP2.I

MIAMI-DADE WATER AND SEWER DEPARTMENT  
CENTRAL DISTRICT WASTE WATER TREATMENT PLANT  
INPUT/OUTPUT LIST  
RTU CD18 - CO-GEN BUILDING

ITEM	DESCRIPTION	SIG. TYPE	RACK	CARD	POINT	PT. CONN	ZERO	SPAN	SIGNAL NAME
77	Superior #4 water temp in	8-AI	2	6	4		0	100	SPR4WTR.TEMP1.I
78									
79	Superior #4 water temp out	8-AI	2	6	5		0	100	SPR4WTR.TEMP2.I
80	Superior #4 water pressure	8-AI	2	6	6		0	100	SPR4WTR.PRES.I
81									
82	Superior #4 gas pressure	8-AI	2	6	7		0	100	SPR4GAS.PRES.I
83	Superior #4 starting air pressure	8-AI	2	6	8		0	100	SPR4AIR.PRES.I
84									
85	Superior #1 gas flow	8-AI	2	7	1		0	600	SPR1GAS.FLOW.I
86	Superior #2 gas flow	8-AI	2	7	2		0	600	SPR2GAS.FLOW.I
87									
88	Superior #3 gas flow	8-AI	2	7	3		0	600	SPR3GAS.FLOW.I
89	Superior #4 gas flow	8-AI	2	7	4		0	600	SPR4GAS.FLOW.I
90									
91	Plant #1 gas flow	8-AI	2	7	5		0	30000	PL1GAS.FLOW.I
92	Plant #1 gas pressure	8-AI	2	7	6		0	50	PL1GAS.PRES.I
93									
94	Plant #2 gas flow	8-AI	2	7	7		0	40000	PL2GAS.FLOW.I
95	Plant #2 gas pressure	8-AI	2	7	8		0	50	PL2GAS.PRES.I
96									
97	Superior #3 Main Breaker KW	8-AI	2	8	1		0	1400	SPR3MB.LOAD.I
98	SPARE-AI	8-AI	2	8	2				
99									
100	SPARE-AI	8-AI	2	8	3				
101	SPARE-AI	8-AI	2	8	4				
102									
103	SPARE-AI	8-AI	2	8	5				
104	SPARE-AI	8-AI	2	8	6				
105									
106	SPARE-AI	8-AI	2	8	7				
107	SPARE-AI	8-AI	2	8	8				
108									
109		4-AO	1	5	1		0	8000	GEN.TOTKW.OUT
110		4-AO	1	5	2		0	15000	FPL.TOTKW.OUT
111	SPARE-AO	4-AO	1	5	3				
112	SPARE-AO	4-AO	1	5	4				
113	Superior #1 - Running	16-DI	1	1	1				SPR1.STAT.IN
114	Superior #2 - Running	16-DI	1	1	2				SPR2.STAT.IN
115	Superior #3 - Running	16-DI	1	1	3				SPR3.STAT.IN
116	Superior #4 - Running	16-DI	1	1	4				SPR4.STAT.IN
117	Gas Compressor 1 Motor	16-DI	1	1	5				COMPRES1.STAT.IN
118	Gas Compressor 2 Motor	16-DI	1	1	6				COMPRES2.STAT.IN
119	Gas Compressor 3 Motor	16-DI	1	1	7				COMPRES3.STAT.IN
120	Gas Compressor 4 Motor	16-DI	1	1	8				COMPRES4.STAT.IN
121	Gas Compressor Cooling Water Pump 1 Motor	16-DI	1	1	9				GCWPUMP1.STAT.IN
122	Gas Compressor Cooling Water Pump 2 Motor	16-DI	1	1	10				GCWPUMP2.STAT.IN
123	Generator Air Start Air Compressor 1 Motor	16-DI	1	1	11				GASAC1.STAT.IN
124	Generator Air Start Air Compressor 2 Motor	16-DI	1	1	12				GASAC2.STAT.IN
125	Generator Air Start Air Compressor 3 Motor	16-DI	1	1	13				GASAC3.STAT.IN
126	Generator Air Start Air Compressor 4 Motor	16-DI	1	1	14				GASAC4.STAT.IN
127	Superior #1 Generator Pre Lube Pump Motor	16-DI	1	1	15				SPR1LUBE.STAT.IN
128	Superior #2 Generator Pre Lube Pump Motor	16-DI	1	1	16				SPR2LUBE.STAT.IN
129	Superior #3 Generator Pre Lube Pump Motor	16-DI	1	2	1				SPR3LUBE.STAT.IN
130	Superior #4 Generator Pre Lube Pump Motor	16-DI	1	2	2				SPR4LUBE.STAT.IN
131	Digester Hot Water Pump 1 Motor	16-DI	1	2	3				DHWPUMP1.STAT.IN
132	Digester Hot Water Pump 2 Motor	16-DI	1	2	4				DHWPUMP2.STAT.IN
133	Digester Hot Water Pump 3 Motor	16-DI	1	2	5				DHWPUMP3.STAT.IN
134	Superior #1 CO-Gen 5KV Main Breaker	16-DI	1	2	6				SPR1MB.CLSD.IN
135	Superior #2 CO-Gen 5KV Main Breaker	16-DI	1	2	7				SPR2MB.CLSD.IN
136	Superior #3 CO-Gen 5KV Main Breaker	16-DI	1	2	8				SPR3MB.CLSD.IN
137	Superior #4 CO-Gen 5KV Main Breaker	16-DI	1	2	9				SPR4MB.CLSD.IN
138	CO-Gen 5KV Main Tie A	16-DI	1	2	10				CGENMTA.STAT.IN
139	CO-Gen 5KV Main Tie B	16-DI	1	2	11				CGENMTB.STAT.IN
140	FPL Load Control	16-DI	1	2	12				FPL.CTRL.IN
141	UPS Inverter ON	16-DI	1	2	13				RTU.ALRM.IN
142	UPS Alarm	16-DI	1	2	14				RTU.FAIL.IN
143	DC Fail Switchgear	16-DI	1	2	15				SWGEAR.FAIL.IN
144	Emergency Call	16-DI	1	2	16				EMERGENCY.ALRM.IN
145	Fire Alarm	16-DI	1	3	1				FIRE.ALRM.IN
146	Catastrophic Valve Status	16-DI	1	3	2				CATASTR.STAT.IN
147	RTU AC FAIL	16-DI	1	3	3				UPS.STAT.IN
148	RTUBATTERY LOW	16-DI	1	3	4				UPS.ALARM.IN
149	RTU AC SURGE FAILURE	16-DI	1	3	5				ACSURGE.FAIL.IN
150	SPARE-DI	16-DI	1	3	6				
151	SPARE-DI	16-DI	1	3	7				
152	SPARE-DI	16-DI	1	3	8				





MIAMI-DADE WATER AND SEWER DEPARTMENT  
CENTRAL DISTRICT WASTE WATER TREATMENT PLANT  
INPUT/OUTPUT LIST  
RTU CD19 (no location cited)

ITEM	DESCRIPTION	SIG.TYP	RACK	CARD	POINT	PT. CONN.	SPARE	ZERO	SPAN	SIGNAL NAME
1	Return Sludge Meter Train 1	AI	2	1	1	1				T1RTNSLG.FLOW.IN
2	Return Sludge Meter Train 2	AI	2	1	2	1				T2RTNSLG.FLOW.IN
3	Return Sludge Meter Train 3	AI	2	1	3	1				T3RTNSLG.FLOW.IN
4	LEL South Meter Train 1	AI	2	1	4	1				T1LELS.LVL.IN
5	LEL South Meter Train 2	AI	2	1	5	1				T2LELS.LVL.IN
6	LEL South Meter Train 3	AI	2	1	6	1				T3LELS.LVL.IN
7	LEL North Meter Train 1	AI	2	1	7	1				T1LELN.LVL.IN
8	LEL North Meter Train 2	AI	2	1	8	1				T2LELN.LVL.IN
9	LEL North Meter Train 3	AI	2	2	1	1				T3LELN.LVL.IN
10	Train Tank Pressure Transmitter Train 1	AI	1	2	2	1				T1TANK.PRES.IN
11	Train Tank Pressure Transmitter Train 2	AI	2	2	3	1				T2TANK.PRES.IN
12	Train Tank Pressure Transmitter Train 3	AI	2	2	4	1				T3TANK.PRES.IN
13	Disolved Oxygen Train 1	AI	2	2	5	1				T1DISOXY.CONC.IN
14	Disolved Oxygen Train 2	AI	2	2	6	1				T2DISOXY.CONC.IN
15	Disolved Oxygen Train 3	AI	2	2	7	1				T3DISOXY.CONC.IN
16	Oxygen Flow To Train 1 -Plant 1 (future)	AI	2	2	8	1				T1OXY.FLOW.IN
17	Oxygen Flow To Train 2 -Plant 1 (future)	AI	2	3	1	1				T2OXY.FLOW.IN
18	Oxygen Flow To Train 3 -Plant 1 (future)	AI	2	3	2	1				T3OXY.FLOW.IN
19	Return Sludge Meter Train 4	AI	2	3	3					T4RTNSLG.FLOW.IN
20	Disolved Oxygen Meter Train 1	AI	2	3	4					TRAIN1.DO.IN
21	Disolved Oxygen Meter Train 2	AI	2	3	5					TRAIN2.DO.IN
22	Disolved Oxygen Meter Train 3	AI	2	3	6					TRAIN3.DO.IN
23	room temperature	AI	2	3	7	1				..
24	Spare	AI	2	3	8		1			..
25	Spare	AI	2	4	1		1			..
26	Spare	AI	2	4	2		1			..
27	Spare	AI	2	4	3		1			..
28	Spare	AI	2	4	4		1			..
29	Spare	AI	2	4	5		1			..
30	Spare	AI	2	4	6		1			..
31	Spare	AI	2	4	7		1			..
32	Spare	AI	2	4	8		1			..
33	<b>Blank Slot</b>	<b>Blank</b>	<b>2</b>	<b>5</b>						
34	<b>Blank Slot</b>	<b>Blank</b>	<b>2</b>	<b>6</b>						
35	Spare	AO	2	7	1		1			..
36	Spare	AO	2	7	2		1			..
37	Spare	AO	2	7	3		1			..
38	Spare	AO	2	7	4		1			..
39	Spare	AO	2	7	5		1			..
40	Spare	AO	2	7	6		1			..
41	Spare	AO	2	7	7		1			..
42	Spare	AO	2	7	8		1			..
43	<b>Blank Slot</b>	<b>Blank</b>	<b>2</b>	<b>8</b>						
44	Oxygenation Train 1 Mixer 11 Motor	DI	1	1	1	1				T1MIX11.STAT.IN
45	Oxygenation Train 1 Mixer 12 Motor	DI	1	1	2	1				T1MIX12.STAT.IN
46	Oxygenation Train 1 Mixer 21 Motor	DI	1	1	3	1				T1MIX21.STAT.IN
47	Oxygenation Train 1 Mixer 22 Motor	DI	1	1	4	1				T1MIX22.STAT.IN
48	Oxygenation Train 1 Mixer 31 Motor	DI	1	1	5	1				T1MIX31.STAT.IN
49	Oxygenation Train 1 Mixer 32 Motor	DI	1	1	6	1				T1MIX32.STAT.IN
50	Oxygenation Train 1 Mixer 41 Motor	DI	1	1	7	1				T1MIX41.STAT.IN
51	Oxygenation Train 1 Mixer 42 Motor	DI	1	1	8	1				T1MIX42.STAT.IN
52	Oxygenation Train 1 Mixer 51 Motor	DI	1	1	9	1				T1MIX51.STAT.IN
53	Oxygenation Train 1 Mixer 52 Motor	DI	1	1	10	1				T1MIX52.STAT.IN
54	Oxygenation Train 1 Mixer 61 Motor	DI	1	1	11	1				T1MIX61.STAT.IN
55	Oxygenation Train 1 Mixer 62 Motor	DI	1	1	12	1				T1MIX62.STAT.IN
56	Oxygenation Train 2 Mixer 11 Motor	DI	1	1	13	1				T2MIX11.STAT.IN
57	Oxygenation Train 2 Mixer 12 Motor	DI	1	1	14	1				T2MIX12.STAT.IN
58	Oxygenation Train 2 Mixer 21 Motor	DI	1	1	15	1				T2MIX21.STAT.IN
59	Oxygenation Train 2 Mixer 22 Motor	DI	1	1	16	1				T2MIX22.STAT.IN
60	Oxygenation Train 2 Mixer 31 Motor	DI	1	2	1	1				T2MIX31.STAT.IN
61	Oxygenation Train 2 Mixer 32 Motor	DI	2	3	2	1				T2MIX32.STAT.IN
62	Oxygenation Train 2 Mixer 41 Motor	DI	1	2	3	1				T2MIX41.STAT.IN
63	Oxygenation Train 2 Mixer 42 Motor	DI	1	2	4	1				T2MIX42.STAT.IN
64	Oxygenation Train 2 Mixer 51 Motor	DI	1	2	5	1				T2MIX51.STAT.IN
65	Oxygenation Train 2 Mixer 52 Motor	DI	1	2	6	1				T2MIX52.STAT.IN
66	Oxygenation Train 2 Mixer 61 Motor	DI	1	2	7	1				T2MIX61.STAT.IN
67	Oxygenation Train 2 Mixer 62 Motor	DI	1	2	8	1				T2MIX62.STAT.IN
68	Oxygenation Train 1 Purge Blower 1 Motor	DI	1	2	9	1				BLWR1.STAT.IN
69	Oxygenation Train 2 Purge Blower 2 Motor	DI	1	2	10	1				BLWR2.STAT.IN
70	Oxygenation Train 3 Mixer 11 Motor	DI	1	2	11	1				T3MIX11.STAT.IN
71	Oxygenation Train 3 Mixer 12 Motor	DI	1	2	12	1				T3MIX12.STAT.IN
72	Oxygenation Train 3 Mixer 21 Motor	DI	1	2	13	1				T3MIX21.STAT.IN
73	Oxygenation Train 3 Mixer 22 Motor	DI	1	2	14	1				T3MIX22.STAT.IN
74	Oxygenation Train 3 Mixer 31 Motor	DI	1	2	15	1				T3MIX31.STAT.IN
75	Oxygenation Train 3 Mixer 32 Motor	DI	1	2	16	1				T3MIX32.STAT.IN
76	Oxygenation Train 3 Mixer 41 Motor	DI	1	3	1	1				T3MIX41.STAT.IN

MIAMI-DADE WATER AND SEWER DEPARTMENT  
CENTRAL DISTRICT WASTE WATER TREATMENT PLANT  
INPUT/OUTPUT LIST  
RTU CD19 (no location cited)

ITEM	DESCRIPTION	SIG.TYP	RACK	CARD	POINT	PT. CONN.	SPARE	ZERO	SPAN	SIGNAL NAME
77	Oxygenation Train 3 Mixer 42 Motor	DI	1	3	2	1				T3MIX42.STAT.IN
78	Oxygenation Train 3 Mixer 51 Motor	DI	1	3	3	1				T3MIX51.STAT.IN
79	Oxygenation Train 3 Mixer 52 Motor	DI	1	3	4	1				T3MIX52.STAT.IN
80	Oxygenation Train 3 Mixer 61 Motor	DI	1	3	5	1				T3MIX61.STAT.IN
81	Oxygenation Train 3 Mixer 62 Motor	DI	1	3	6	1				T3MIX62.STAT.IN
82	Oxygenation Train 3 Purge Blower 3 Motor	DI	1	3	7	1				BLWR3.STAT.IN
83	UPS Inverter ON	DI	1	3	8					UPS.STAT.IN
84	UPS Alarm	DI	1	3	9					UPS.ALRM.IN
85	Emergency Call	DI	1	3	10					EMERGENCY.ALRM.IN
86	Fire Alarm	DI	1	3	11					FIRE.ALRM.IN
87	Bar Screen Status	DI	1	3	12	1				BARSCREEN.STAT.IN
88	RTU AC FAIL	DI	1	3	13	1				ACFAIL_STAT_IN
89	RTU Battery Low	DI	1	3	14	1				BATLOW_STAT_IN
90	RTU AC Surge Protection Failure	DI	1	3	15	1				ACFAIL_STAT_IN
91	RTU Network Switch Failure	DI	1	3	16	1				SWITCH_STAT_IN
92	Spare	DI	1	4	1		1			..
93	Spare	DI	1	4	2		1			..
94	Spare	DI	1	4	3		1			..
95	Spare	DI	1	4	4		1			..
96	Spare	DI	1	4	5		1			..
97	Spare	DI	1	4	6		1			..
98	Spare	DI	1	4	7		1			..
99	Spare	DI	1	4	8		1			..
100	Spare	DI	1	4	9		1			..
101	Spare	DI	1	4	10		1			..
102	Spare	DI	1	4	11		1			..
103	Spare	DI	1	4	12		1			..
104	Spare	DI	1	4	13		1			..
105	Spare	DI	1	4	14		1			..
106	Spare	DI	1	4	15		1			..
107	Spare	DI	1	4	16		1			..
108	<b>Blank Slot</b>	<b>Blank</b>	<b>1</b>	<b>5</b>						
109	Oxygenation Train 1 Mixer 11 Motor Start	DO	1	6	1					T1MIX11.STRT.OUT
110	Oxygenation Train 1 Mixer 12 Motor Start	DO	1	6	2					T1MIX12.STRT.OUT
111	Oxygenation Train 1 Mixer 21 Motor Start	DO	1	6	3					T1MIX21.STRT.OUT
112	Oxygenation Train 1 Mixer 22 Motor Start	DO	1	6	4					T1MIX22.STRT.OUT
113	Oxygenation Train 1 Mixer 31 Motor Start	DO	1	6	5					T1MIX31.STRT.OUT
114	Oxygenation Train 1 Mixer 32 Motor Start	DO	1	6	6					T1MIX32.STRT.OUT
115	Oxygenation Train 1 Mixer 41 Motor Start	DO	1	6	7					T1MIX41.STRT.OUT
116	Oxygenation Train 1 Mixer 42 Motor Start	DO	1	6	8					T1MIX42.STRT.OUT
117	Oxygenation Train 1 Mixer 51 Motor Start	DO	1	6	9					T1MIX51.STRT.OUT
118	Oxygenation Train 1 Mixer 52 Motor Start	DO	1	6	10					T1MIX52.STRT.OUT
119	Oxygenation Train 1 Mixer 61 Motor Start	DO	1	6	11					T1MIX61.STRT.OUT
120	Oxygenation Train 1 Mixer 62 Motor Start	DO	1	6	12					T1MIX62.STRT.OUT
121	Oxygenation Train 2 Mixer 11 Motor Start	DO	1	6	13					T2MIX11.STRT.OUT
122	Oxygenation Train 2 Mixer 12 Motor Start	DO	1	6	14					T2MIX12.STRT.OUT
123	Oxygenation Train 2 Mixer 21 Motor Start	DO	1	6	15					T2MIX21.STRT.OUT
124	Oxygenation Train 2 Mixer 22 Motor Start	DO	1	6	16					T2MIX22.STRT.OUT
125	Oxygenation Train 2 Mixer 31 Motor Start	DO	1	7	1					T2MIX31.STRT.OUT
126	Oxygenation Train 2 Mixer 32 Motor Start	DO	1	7	2					T2MIX32.STRT.OUT
127	Oxygenation Train 2 Mixer 41 Motor Start	DO	1	7	3					T2MIX41.STRT.OUT
128	Oxygenation Train 2 Mixer 42 Motor Start	DO	1	7	4					T2MIX42.STRT.OUT
129	Oxygenation Train 2 Mixer 51 Motor Start	DO	1	7	5					T2MIX51.STRT.OUT
130	Oxygenation Train 2 Mixer 52 Motor Start	DO	1	7	6					T2MIX52.STRT.OUT
131	Oxygenation Train 2 Mixer 61 Motor Start	DO	1	7	7					T2MIX61.STRT.OUT
132	Oxygenation Train 2 Mixer 62 Motor Start	DO	1	7	8					T2MIX62.STRT.OUT
133	Oxygenation Train 1 Purge Blower 1 Motor Start	DO	1	7	9					T3MIX11.STRT.OUT
134	Oxygenation Train 2 Purge Blower 2 Motor Start	DO	1	7	10					T3MIX12.STRT.OUT
135	Oxygenation Train 3 Mixer 11 Motor Start	DO	1	7	11					T3MIX21.STRT.OUT
136	Oxygenation Train 3 Mixer 12 Motor Start	DO	1	7	12					T3MIX22.STRT.OUT
137	Oxygenation Train 3 Mixer 21 Motor Start	DO	1	7	13					T3MIX31.STRT.OUT
138	Oxygenation Train 3 Mixer 22 Motor Start	DO	1	7	14					T3MIX32.STRT.OUT
139	Oxygenation Train 3 Mixer 31 Motor Start	DO	1	7	15					T3MIX41.STRT.OUT
140	Oxygenation Train 3 Mixer 32 Motor Start	DO	1	7	16					T3MIX42.STRT.OUT
141	Oxygenation Train 3 Mixer 41 Motor Start	DO	1	8	1					T3MIX51.STRT.OUT
142	Oxygenation Train 3 Mixer 42 Motor Start	DO	1	8	2					T3MIX52.STRT.OUT
143	Oxygenation Train 3 Mixer 51 Motor Start	DO	1	8	3					T3MIX61.STRT.OUT
144	Oxygenation Train 3 Mixer 52 Motor Start	DO	1	8	4					T3MIX62.STRT.OUT
145	Oxygenation Train 3 Mixer 61 Motor Start	DO	1	8	5					T3MIX61.STRT.OUT
146	Oxygenation Train 3 Mixer 62 Motor Start	DO	1	8	6					T3MIX62.STRT.OUT
147	Oxygenation Train 3 Purge Blower 2 Motor Start	DO	1	8	7					BLWR3.STRT.OUT
148	Emergency Bell	DO	1	8	8					EMERGENCY.ALRM.OUT
149	Spare	DO	1	8	9		1			..
150	Spare	DO	1	8	10		1			..
151	Spare	DO	1	8	11		1			..
152	Spare	DO	1	8	12		1			..



MIAMI-DADE WATER AND SEWER DEPARTMENT  
CENTRAL DISTRICT WASTE WATER TREATMENT PLANT  
INPUT/OUTPUT LIST  
RTU CD21 (no location cited)

ITEM	DESCRIPTION	SIG.TYP	RACK	CARD	POINT	PT.CONN	SPARE	ZERO	SPAN	SIGNAL NAME
1	PH Meter 1	AI	2	1	1	1		0	14	SCRB01.PH.IN
2	PH Meter 2	AI	2	1	2	1		0	14	SCRB02.PH.IN
3	PH Meter 3	AI	2	1	3	1		0	14	SCRB03.PH.IN
4	Chlorine residual Meter 1	AI	2	1	4		1			CHLO01.RES.IN
5	Influent Plant 1 North Meter2 Grit #1 Parshall Flume	AI	2	1	5	1		0	100	INFLNT1.FLOW12.IN
6	Influent Plant 1 South Meter2 Grit #1 Parshall Flume	AI	2	1	6	1		0	100	INFLNT1.FLOW22.IN
7	Influent Plant 1 North Meter1 Grit #1 Ultrasonic	AI	2	1	7	1		0	100	INFLNT1.FLOW1.IN
8	Influent Plant 1 South Meter1 Grit #1 Ultrasonic	AI	2	1	8	1		0	100	INFLNT1.FLOW2.IN
9	BLANK		2	2						
10	BLANK		2	3						
11	BLANK		2	4						
12	Spare	AO	2	5	1		1			..
13	Spare	AO	2	5	2		1			..
14	Spare	AO	2	5	3		1			..
15	Spare	AO	2	5	4		1			..
16	Spare	AO	2	5	5		1			..
17	Spare	AO	2	5	6		1			..
18	Spare	AO	2	5	7		1			..
19	Spare	AO	2	5	8		1			..
20	BLANK		2	6						
21	BLANK		2	7						
22	BLANK		2	8						
23	Scrubber Blower 1 Motor	DI	1	1	1	1				SCBL01.STAT.IN
24	Scrubber Blower 2 Motor	DI	1	1	2	1				SCBL02.STAT.IN
25	Scrubber 1 Chemical Recirc. Pump 1 Motor	DI	1	1	3	1				SC1RPMP1.STAT.IN
26	Scrubber 1 Chemical Recirc. Pump 2 Motor	DI	1	1	4	1				SC1RPMP2.STAT.IN
27	Scrubber 2 Chemical Recirc. Pump 1 Motor	DI	1	1	5	1				SC2RPMP1.STAT.IN
28	Scrubber 2 Chemical Recirc. Pump 2 Motor	DI	1	1	6	1				SC2RPMP2.STAT.IN
29	Scrubber 3 Chemical Recirc. Pump 1 Motor	DI	1	1	7	1				SC3RPMP1.STAT.IN
30	Scrubber 3 Chemical Recirc. Pump 2 Motor	DI	1	1	8	1				SC3RPMP2.STAT.IN
31	Bleach Feed Pump Scrubber 1 Motor	DI	1	1	9	1				BFPMP01.STAT.IN
32	Bleach Feed Pump Scrubber 2 Motor	DI	1	1	10	1				BFPMP02.STAT.IN
33	Bleach Feed Pump Scrubber 3 Motor	DI	1	1	11	1				BFPMP03.STAT.IN
34	Bleach Feed Pump Standby Motor	DI	1	1	12	1				BLESTDBY.STAT.IN
35	Chemical Feed Pump Scrubber 1 Motor	DI	1	1	13	1				CFPMP01.STAT.IN
36	Chemical Feed Pump Scrubber 2 Motor	DI	1	1	14	1				CFPMP02.STAT.IN
37	Chemical Feed Pump Scrubber 3 Motor	DI	1	1	15	1				CFPMP03.STAT.IN
38	Chemical Feed Pump Standby Motor	DI	1	1	16	1				CHEMSTDB.STAT.IN
39	RTU Low Battery	DI	1	2	1	1				BATLOW.STAT.IN
40	RTU AC Fail	DI	1	2	2	1				ACFAIL.STAT.IN
41	Emergency Call	DI	1	2	3					RTU.ALRM2.IN
42	Fire Alarm	DI	1	2	4					EMERGNCY.ALRM.IN
43	Basement Flood Grid Bldg.	DI	1	2	5	1				FIRE.ALRM.IN
44	RTU AC Surge Protection Failure	DI	1	2	6	1				ACSURGE.STAT.IN
45	RTU Network Switch Failure	DI	1	2	7	1				SWITCH.STAT.IN
46	Spare	DI	1	2	8		1			..
47	Spare	DI	1	2	9		1			..
48	Spare	DI	1	2	10		1			..
49	Spare	DI	1	2	11		1			..
50	Spare	DI	1	2	12		1			..
51	Spare	DI	1	2	13		1			..
52	Spare	DI	1	2	14		1			..
53	Spare	DI	1	2	15		1			..
54	Spare	DI	1	2	16		1			..
55	BLANK		1	3						
56	BLANK		1	4						
57	Scrubber Blower 1 Motor Start	DO	1	5	1	1				SCBL01.START.OUT
58	Scrubber Blower 1 Motor Stop	DO	1	5	2	1				SCBL01.STOP.OUT
59	Scrubber Blower 2 Motor Start	DO	1	5	3	1				SCBL02.START.OUT
60	Scrubber Blower 2 Motor Stop	DO	1	5	4	1				SCBL02.STOP.OUT
61	Scrubber 1 Chemical Recirc. Pump 1 Motor start	DO	1	5	5	1				SC1RPMP1.START.OUT
62	Scrubber 1 Chemical Recirc. Pump 1 Motor stop	DO	1	5	6	1				SC1RPMP1.STOP.OUT
63	Scrubber 1 Chemical Recirc. Pump 2 Motor start	DO	1	5	7	1				SC1RPMP2.START.OUT
64	Scrubber 1 Chemical Recirc. Pump 2 Motor stop	DO	1	5	8	1				SC1RPMP2.STOP.OUT
65	Scrubber 2 Chemical Recirc. Pump 1 Motor start	DO	1	5	9	1				SC2RPMP1.START.OUT
66	Scrubber 2 Chemical Recirc. Pump 1 Motor stop	DO	1	5	10	1				SC2RPMP1.STOP.OUT
67	Scrubber 2 Chemical Recirc. Pump 2 Motor start	DO	1	5	11	1				SC2RPMP2.START.OUT
68	Scrubber 2 Chemical Recirc. Pump 2 Motor stop	DO	1	5	12	1				SC2RPMP2.STOP.OUT
69	Scrubber 3 Chemical Recirc. Pump 1 Motor start	DO	1	5	13	1				SC3RPMP1.START.OUT
70	Scrubber 3 Chemical Recirc. Pump 1 Motor stop	DO	1	5	14	1				SC3RPMP1.STOP.OUT
71	Scrubber 3 Chemical Recirc. Pump 2 Motor start	DO	1	5	15	1				SC3RPMP2.START.OUT
72	Scrubber 3 Chemical Recirc. Pump 2 Motor stop	DO	1	5	16	1				SC3RPMP2.STOP.OUT
73	Bleach Feed Pump Scrubber 1 Motor Start	DO	1	6	1	1				BFPMP01.START.OUT
74	Bleach Feed Pump Scrubber 1 Motor Stop.	DO	1	6	2	1				BFPMP01.STOP.OUT
75	Bleach Feed Pump Scrubber 2 Motor Start.	DO	1	6	3	1				BFPMP02.START.OUT
76	Bleach Feed Pump Scrubber 2 Motor Stop.	DO	1	6	4	1				BFPMP02.STOP.OUT

MIAMI-DADE WATER AND SEWER DEPARTMENT  
CENTRAL DISTRICT WASTE WATER TREATMENT PLANT  
INPUT/OUTPUT LIST  
RTU CD21 (no location cited)

ITEM	DESCRIPTION	SIG.TYP	RACK	CARD	POINT	PT.CONN	SPARE	ZERO	SPAN	SIGNAL NAME
77	Bleach Feed Pump Scrubber 3 Motor Start.	DO	1	6	5	1				BFPMP03.START.OUT
78	Bleach Feed Pump Scrubber 3 Motor Stop.	DO	1	6	6	1				BFPMP03.STOP.OUT
79	Bleach Feed Pump Standby Motor Start.	DO	1	6	7	1				BLESTDBY.START.OUT
80	Bleach Feed Pump Standby Motor Stop.	DO	1	6	8	1				BLESTDBY.STOP.OUT
81	Chemical Feed Pump Scrubber 1 Motor Start.	DO	1	6	9	1				CFPMP01.START.OUT
82	Chemical Feed Pump Scrubber 1 Motor Stop.	DO	1	6	10	1				CFPMP01.STOP.OUT
83	Chemical Feed Pump Scrubber 2 Motor Start.	DO	1	6	11	1				CFPMP02.START.OUT
84	Chemical Feed Pump Scrubber 2 Motor Stop.	DO	1	6	12	1				CFPMP02.STOP.OUT
85	Chemical Feed Pump Scrubber 3 Motor Start.	DO	1	6	13	1				CFPMP03.START.OUT
86	Chemical Feed Pump Scrubber 3 Motor Stop.	DO	1	6	14	1				CFPMP03.STOP.OUT
87	Chemical Feed Pump Standby Motor Start.	DO	1	6	15	1				CHEMSTDB.START.OUT
88	Chemical Feed Pump Standby Motor Stop.	DO	1	6	16	1				CHEMSTDB.STOP.OUT
89	Emergency Bell	DO	1	7	1	1				EMERGENCY.ALARM.OUT
90	Spare	DO	1	7	2		1			..
91	Spare	DO	1	7	3		1			..
92	Spare	DO	1	7	4		1			..
93	Spare	DO	1	7	5		1			..
94	Spare	DO	1	7	6		1			..
95	Spare	DO	1	7	7		1			..
96	Spare	DO	1	7	8		1			..
97	Spare	DO	1	7	9		1			..
98	Spare	DO	1	7	10		1			..
99	Spare	DO	1	7	11		1			..
100	Spare	DO	1	7	12		1			..
101	Spare	DO	1	7	13		1			..
102	Spare	DO	1	7	14		1			..
103	Spare	DO	1	7	15		1			..
104	Spare	DO	1	7	16		1			..
	<b>BLANK</b>		<b>1</b>	<b>8</b>						

<b>TOTAL CONNECTED</b>	<b>61</b>
<b>PERCENTAGE CONNECTED + SPARES</b>	<b>90%</b>
<b>SPARES</b>	<b>25</b>

MIAMI-DADE WATER AND SEWER DEPARTMENT  
CENTRAL DISTRICT WASTE WATER TREATMENT PLANT  
INPUT/OUTPUT LIST  
RTU CD22 CD SWITCHGEAR BUILDING

ITEM	ITEM	DESCRIPTION	SIG.TYP	RACK	CARD	POINT	PT. CONN.	SPARE	ZERO	SPAN	SIGNAL NAME
1	1	Room Temperature	AI	2	1	1	1				ROOM.TEMP.IN
2	2	Generator 13.2 Tie Breaker B Voltage	AI	2	1	2					GT.VOLT.B.IN
3	3	FPL Voltage "A" (future)	AI	2	1	3					FPL.VOLTA.IN
4	4	FPL Voltage "B"	AI	2	1	4					FPL.VOLTB.IN
5	5	Generator 13.2 Tie Breaker A KW	AI	2	1	5					GT.LOADA.IN
6	6	Generator 13.2 Tie Breaker B KW	AI	2	1	6					GT.LOADB.IN
7	7	FPL KW "A"	AI	2	1	7					FPL.LOADA.IN
8	8	FPL KW "B"	AI	2	1	8					FPL.LOADB.IN
9	9	Fuel Tank #5 Level/Gallons	AI	2	2	1	1				FTANK5.LVL.IN
10	10	Fuel Tank #6 Level/Gallons	AI	2	2	2	1				FTANK6.LVL.IN
11	11	Fuel Tank #7 Level/Gallons	AI	2	2	3	1				FTANK7.LVL.IN
12	12	Spare	AI	2	2	4		1			
13	13	Fuel Tank #1 Level/Gallons	AI	2	2	5	1				FTANK1.LVL.IN
14	14	Fuel Tank #2 Level/Gallons	AI	2	2	6	1				FTANK2.LVL.IN
15	15	Fuel Tank #3 Level/Gallons	AI	2	2	7	1				FTANK3.LVL.IN
16	16	Fuel Tank #4 Level/Gallons	AI	2	2	8	1				FTANK4.LVL.IN
17	17	Switchgear Battery Bank 1 Volts	AI	2	3	1	1				BANK1.VOLTS.IN
18	18	Switchgear Battery Bank 2 Volts	AI	2	3	2	1				BANK2.VOLTS.IN
19	19	Spare	AI	2	3	3		1			
20	20	Spare	AI	2	3	4		1			
21	21	Spare	AI	2	3	5		1			
22	22	Spare	AI	2	3	6		1			
23	23	Spare	AI	2	3	7		1			
24	24	Spare	AI	2	3	8		1			
25	25	Blank Slot	Blank	2	4						
26	26	Blank Slot	Blank	2	5						
27	27	Blank Slot	Blank	2	6						
28	28	Spare	AO	2	7	1		1			
29	29	Spare	AO	2	7	2		1			
30	30	Spare	AO	2	7	3		1			
31	31	Spare	AO	2	7	4		1			
32	32	Spare	AO	2	7	5		1			
33	33	Spare	AO	2	7	6		1			
34	34	Spare	AO	2	7	7		1			
35	35	Spare	AO	2	7	8		1			
36	36	Blank Slot	Blank	2	8						
37	37	Switchgear Battery bank 1 + Open Ground Fault	DI	1	1	1	1				BANK1.FAULT.POS
38	38	Switchgear Battery bank 1 - Open Ground Fault	DI	1	1	2	1				BANK1.FAULT.NEG
39	39	Switchgear Battery bank 1 High Battery Volts	DI	1	1	3	1				BANK1.HIGH.VOLT
40	40	Switchgear Battery bank 1 Low Battery Volts	DI	1	1	4	1				BANK1.LOW.VOLT
41	41	Switchgear Battery bank 2 + Open Ground Fault	DI	1	1	5	1				BANK2.FAULT.POS
42	42	Switchgear Battery bank 2 - Open Ground Fault	DI	1	1	6	1				BANK2.FAULT.NEG
43	43	Switchgear Battery bank 2 High Battery Volts	DI	1	1	7	1				BANK2.HIGH.VOLT
44	44	Switchgear Battery bank 2 Low Battery Volts	DI	1	1	8	1				BANK2.LOW.VOLT
45	45	EMD B3 Low Day Tank	DI	1	1	9					DTANKB3.ALARM1.IN
46	46	EMD B3 High Day Tank	DI	1	1	10					DTANKB3.ALARM2.IN
47	47	EMD B4 - Running (Future)	DI	1	1	11					GEN5.STAT.IN
48	48	EMD B4 Low Day Tank	DI	1	1	12					DTANKB4.ALARM1.IN
49	49	EMD B4 High Day Tank	DI	1	1	13					DTANKB4.ALARM2.IN
50	50	EMD B5 - Running	DI	1	1	14					GEN6.STAT.IN
51	51	EMD B5 Low Day Tank	DI	1	1	15					DTANKB5.ALARM1.IN
52	52	EMD B5 High Day Tank	DI	1	1	16					DTANKB5.ALARM2.IN
53	53	Spare	DI	1	2	1	1				
54	54	EMD A Low Day Tank	DI	1	2	2	1				DTANKA.ALARM1.IN
55	55	EMD A High Day Tank	DI	1	2	3	1				DTANKA.ALARM2.IN
56	56	Sub-Station 1 - 13.2 Main Breaker - Closed Status	DI	1	2	4	1				SS1MB.CLSD.IN
57	57	Sub-Station 2 - 13.2 Main Breaker - Closed Status	DI	1	2	5	1				SS2MB.CLSD.IN
58	58	Sub-Station 3 - 13.2 Main Breaker - Closed Status	DI	1	2	6	1				SS3MB.CLSD.IN
59	59	Sub-Station 4 - 13.2 Main Breaker - Closed Status	DI	1	2	7	1				SS4MB.CLSD.IN
60	60	Sub-Station 5 - 13.2 Main Breaker - Closed Status	DI	1	2	8	1				SS5MB.CLSD.IN
61	61	Sub-Station 6 - 13.2 Main Breaker - Closed Status	DI	1	2	9	1				SS6MB.CLSD.IN
62	62	Sub-Station 7 - 13.2 Main Breaker - Closed Status	DI	1	2	10	1				SS7MB.CLSD.IN
63	63	Sub-Station 7a - 13.2 Main Breaker - Closed Status	DI	1	2	11	1				SS7AMB.CLSD.IN
64	64	Sub-Station 8 - 13.2 Main Breaker - Closed Status	DI	1	2	12	1				SS8MB.CLSD.IN
65	65	Sub-Station 8a - 13.2 Main Breaker - Closed Status	DI	1	2	13	1				SS8AMB.CLSD.IN
66	66	Sub-Station 9 - 13.2 Main Breaker - Closed Status	DI	1	2	14	1				SS9MB.CLSD.IN
67	67	Sub-Station 9a - 13.2 Main Breaker - Closed Status	DI	1	2	15	1				SS9AMB.CLSD.IN
68	68	Sub-Station 10 - 13.2 Main Breaker - Closed Status	DI	1	2	16	1				SS10MB.CLSD.IN
69	69	Sub-Station 10a - 13.2 Main Breaker - Closed Status	DI	1	3	1	1				SS10AMB.CLSD.IN
70	70	Sub-Station 11 - 13.2 Main Breaker - Closed Status	DI	1	3	2	1				SS11MB.CLSD.IN
71	71	Sub-Station 12 - 13.2 Main Breaker - Closed Status	DI	1	3	3	1				SS12MB.CLSD.IN
72	72	Sub-Station 13 - 13.2 Main Breaker - Closed Status	DI	1	3	4	1				SS13MB.CLSD.IN
73	73	Sub-Station 14 - 13.2 Main Breaker - Closed Status	DI	1	3	5	1				SS14MB.CLSD.IN
74	74	Sub-Station 15 - 13.2 Main Breaker - Closed Status	DI	1	3	6	1				SS15MB.CLSD.IN
75	75	Sub-Station 16 - 13.2 Main Breaker - Closed Status	DI	1	3	7	1				SS16MB.CLSD.IN
76	76	Sub-Station 17/17a - 13.2 Main Breaker - Closed Status	DI	1	3	8	1				SS17MB.CLSD.IN

MIAMI-DADE WATER AND SEWER DEPARTMENT  
CENTRAL DISTRICT WASTE WATER TREATMENT PLANT  
INPUT/OUTPUT LIST  
RTU CD22 CD SWITCHGEAR BUILDING

ITEM	ITEM	DESCRIPTION	SIG.TYP	RACK	CARD	POINT	PT. CONN.	SPARE	ZERO	SPAN	SIGNAL NAME
77	77	Spare	DI	1	3	9		1			
78	78	Sub-Station 18/18a - 13.2 Main Breaker - Closed Status	DI	1	3	10	1				SS18MB.CLSD.IN
79	79	Spare	DI	1	3	11		1			
80	80	Sub-Station 19 - 13.2 Main Breaker - Closed Status	DI	1	3	12	1				SS19MB.CLSD.IN
81	81	Sub-Station 19a - 13.2 Main Breaker - Closed Status	DI	1	3	13	1				SS19AMB.CLSD.IN
82	82	Sub-Station 20 - 13.2 Main Breaker - Closed Status	DI	1	3	14	1				SS20MB.CLSD.IN
83	83	Sub-Station 20a - 13.2 Main Breaker - Closed Status	DI	1	3	15	1				SS20AMB.CLSD.IN
84	84	Sub-Station 4 O2 Crossover 13.2 Main Breaker - Closed Status	DI	1	3	16	1				SSO2MB.CLSD.IN
85	85	Sub-Station 13 Crossover (De-watering) - Closed Status (future)	DI	1	4	1	1				SSDWMB.CLSD.IN
86	86	FPL Main "A" 13.2 Main Breaker - Closed Status	DI	1	4	2	1				FPLMBA.CLSD.IN
87	87	FPL Main "B" 13.2 Main Breaker - Closed Status	DI	1	4	3	1				FPLMBB.CLSD.IN
88	88	FPL Tie Main "A" 13.2 Main Breaker - Closed Status	DI	1	4	4	1				FPLMTA.CLSD.IN
89	89	FPL Tie Main "B" 13.2 Main Breaker - Closed Status	DI	1	4	5	1				FPLMTB.CLSD.IN
90	90	Gas Generator Incoming 5KV Main 1 - Closed Status	DI	1	4	6	1				EMDGT.A.CLSD.IN
91	91	Gas Generator Incoming 5KV Main 2 - Closed Status	DI	1	4	7	1				EMDGT.B.CLSD.IN
92	92	EMD 5KV Step Up Tie "A" - Closed Status	DI	1	4	8	1				EMDSTA.CLSD.IN
93	93	EMD 5KV Step Up Tie "B" - Closed Status	DI	1	4	9	1				EMDSTB.CLSD.IN
94	94	Generator 1 Main Breaker - Closed Status	DI	1	4	10	1				GEN1.MBCLSD.IN
95	95	Generator 3 Main Breaker - Closed Status	DI	1	4	11	1				GEN3.MBCLSD.IN
96	96	Generator 4 Main Breaker - Closed Status	DI	1	4	12	1				GEN4.MBCLSD.IN
97	97	Generator 5 Main Breaker - Closed Status	DI	1	4	13	1				GEN5.MBCLSD.IN
98	98	Generator 6 Main Breaker - Closed Status	DI	1	4	14	1				GEN6.MBCLSD.IN
99	99	Generator 2 Main Breaker - Closed Status	DI	1	4	15	1				GEN2.MBCLSD.IN
100	100	Gas Generator Incoming 5KV Main 1 - Closed Status	DI	1	4	16					GGI1MD.CLSD.IN
101	101	Gas Generator Incoming 5KV Main 2 - Closed Status	DI	1	5	1	1				GGI2MD.CLSD.IN
102	102	Utility Failure - Under/Over Voltage Relay	DI	1	5	2	1				UTIL.FAIL.IN
103	103	Spare	DI	1	5	3		1			
104	104	DC Fail Switchgear	DI	1	5	4	1				SWGEAR.FAIL.IN
105	105	Emergency Call	DI	1	5	5	1				EMERGENCY.ALARM
106	106	Fire Alarm	DI	1	5	6	1				FIRE.ALARM.IN
107	107	Intrusion Alarm	DI	1	5	7	1				INTRSN.ALARM.IN
108	108	UPS Inverter ON	DI	1	5	8	1				UPS.STAT.IN
109	109	UPS Alarm	DI	1	5	9	1				UPS.ALARM.IN
110	110	FPL PROTECTIVE RELAY	DI	1	5	10	1				FPL.ALARM.IN
111	111	RTU AC FAIL	DI	1	5	11	1				RTU.ACFAIL.IN
112	112	RTU Battery Low	DI	1	5	12	1				RTU.BATLOW.IN
113	113	RTU AC Surge Protection Failure	DI	1	5	13	1				RTU.SURGE.IN
114	114	Spare	DI	1	5	14		1			
115	115	Spare	DI	1	5	15		1			
116	116	RTU NETWORK SWITCH FAILURE	DI	1	5	16		1			RTU.SWITCH.IN
117	115	Blank Slot	Blank	1	6						
118	116	Emergency Bell	DO	1	7	1	1				EMERGENCY.ALARM.C
119	117	Load shedding 1	DO	1	7	2	1				SHED1.LOAD.OUT
120	118	Load shedding 2	DO	1	7	3	1				SHED2.LOAD.OUT
121	119	Load shedding 3	DO	1	7	4	1				SHED3.LOAD.OUT
122	120	Spare	DO	1	7	5		1			
123	121	Spare	DO	1	7	6		1			
124	122	Spare	DO	1	7	7		1			
125	123	Spare	DO	1	7	8		1			
126	124	Spare	DO	1	7	9		1			
127	125	Spare	DO	1	7	10		1			
128	126	Spare	DO	1	7	11		1			
129	127	Spare	DO	1	7	12		1			
130	128	Spare	DO	1	7	13		1			
131	129	Spare	DO	1	7	14		1			
132	130	Spare	DO	1	7	15		1			
131	131	Spare	DO	1	7	16		1			
132		Blank Slot	Blank	1	8						

PERCE  
SPARE

#VALUE!

MIAMI-DADE WATER AND SEWER DEPARTMENT  
CENTRAL DISTRICT WASTE WATER TREATMENT PLANT  
INPUT/OUTPUT LIST  
RTU CD23- AIR SCRUBBER BUILDING #4

ITEM	DESCRIPTION	SIG. TYPE	RACK	CARD	POINT	PT. CONN	ZERO	SPAN	SIGNAL NAME
1	PH Meter 1	8-AI	1	6	1		0	14	SCRB01_PH_IN
2	PH Meter 2	8-AI	1	6	2		0	14	SCRB02_PH_IN
3									
4	PH Meter 3	8-AI	1	6	3		0	14	SCRB03_PH_IN
5	Chlorine residual Meter 1	8-AI	1	6	4		0	10	CHLO01_RES_IN
6									
7	Chlorine residual Meter 2	8-AI	1	6	5		0	10	CHLO02_RES_IN
8	Chlorine residual Meter 3	8-AI	1	6	6		0	10	CHLO03_RES_IN
9									
10	SPARE	8-AI	1	6	7				
11	SPARE	8-AI	1	6	8				
12									
13	SPARE	4-AO	1	8	1				
14	SPARE	4-AO	1	8	2				
15	SPARE	4-AO	1	8	3				
16	SPARE	4-AO	1	8	4				
17	Scrubber Blower 1 Motor	16-DI	1	1	1				SCBL01_STAT_IN
18	Scrubber Blower 2 Motor	16-DI	1	1	2				SCBL02_STAT_IN
19	Scrubber 1 Chemical Recirc_Pump 1 Motor	16-DI	1	1	3				SC1RPMP1_STAT_IN
20	Scrubber 1 Chemical Recirc_Pump 2 Motor	16-DI	1	1	4				SC1RPMP2_STAT_IN
21	Scrubber 2 Chemical Recirc_Pump 1 Motor	16-DI	1	1	5				SC2RPMP1_STAT_IN
22	Scrubber 2 Chemical Recirc_Pump 2 Motor	16-DI	1	1	6				SC2RPMP2_STAT_IN
23	Scrubber 3 Chemical Recirc_Pump 1 Motor	16-DI	1	1	7				SC3RPMP1_STAT_IN
24	Scrubber 3 Chemical Recirc_Pump 2 Motor	16-DI	1	1	8				SC3RPMP2_STAT_IN
25	Bleach Feed Pump Scrubber 1 Motor	16-DI	1	1	9				BFPMP01_STAT_IN
26	Bleach Feed Pump Scrubber 2 Motor	16-DI	1	1	10				BFPMP02_STAT_IN
27	Bleach Feed Pump Scrubber 3 Motor	16-DI	1	1	11				BFPMP03_STAT_IN
28	Bleach Feed Pump Standby Motor	16-DI	1	1	12				BLESTDBY_STAT_IN
29	Chemical Feed Pump Scrubber 1 Motor	16-DI	1	1	13				CFPMP01_STAT_IN
30	Chemical Feed Pump Scrubber 2 Motor	16-DI	1	1	14				CFPMP02_STAT_IN
31	Chemical Feed Pump Scrubber 3 Motor	16-DI	1	1	15				CFPMP03_STAT_IN
32	Chemical Feed Pump Standby Motor	16-DI	1	1	16				CHEMSTDB_STAT_IN
33	RTU Low Battery	16-DI	1	2	1				RTU_ALRM1_IN
34	RTU AC Fail	16-DI	1	2	2				RTU_ALRM2_IN
35	Emergency Call	16-DI	1	2	3				EMERGENCY_ALRM_IN
36	Fire Alarm	16-DI	1	2	4				FIRE_ALRM_IN
37		16-DI	1	2	5				
38		16-DI	1	2	6				
39		16-DI	1	2	7				
40		16-DI	1	2	8				
41		16-DI	1	2	9				
42		16-DI	1	2	10				
43		16-DI	1	2	11				
44		16-DI	1	2	12				
45		16-DI	1	2	13				
46		16-DI	1	2	14				
47		16-DI	1	2	15				
48	RTU Network Switch Failure	16-DI	1	2	16				
49	Scrubber Blower 1 Motor Start	16-DO	1	3	1				SCBL01_START_OUT
50	Scrubber Blower 1 Motor Stop	16-DO	1	3	2				SCBL01_STOP_OUT
51	Scrubber Blower 2 Motor Start	16-DO	1	3	3				SCBL02_START_OUT
52	Scrubber Blower 2 Motor Stop	16-DO	1	3	4				SCBL02_STOP_OUT
53	Scrubber 1 Chemical Recirc_Pump 1 Motor start	16-DO	1	3	5				SC1RPMP1_START_OUT
54	Scrubber 1 Chemical Recirc_Pump 1 Motor stop	16-DO	1	3	6				SC1RPMP1_STOP_OUT
55	Scrubber 1 Chemical Recirc_Pump 2 Motor start	16-DO	1	3	7				SC1RPMP2_START_OUT
56	Scrubber 1 Chemical Recirc_Pump 2 Motor stop	16-DO	1	3	8				SC1RPMP2_STOP_OUT
57	Scrubber 2 Chemical Recirc_Pump 1 Motor start	16-DO	1	3	9				SC2RPMP1_START_OUT
58	Scrubber 2 Chemical Recirc_Pump 1 Motor stop	16-DO	1	3	10				SC2RPMP1_STOP_OUT
59	Scrubber 2 Chemical Recirc_Pump 2 Motor start	16-DO	1	3	11				SC2RPMP2_START_OUT
60	Scrubber 2 Chemical Recirc_Pump 2 Motor stop	16-DO	1	3	12				SC2RPMP2_STOP_OUT
61	Scrubber 3 Chemical Recirc_Pump 1 Motor start	16-DO	1	3	13				SC3RPMP1_START_OUT
62	Scrubber 3 Chemical Recirc_Pump 1 Motor stop	16-DO	1	3	14				SC3RPMP1_STOP_OUT
63	Scrubber 3 Chemical Recirc_Pump 2 Motor start	16-DO	1	3	15				SC3RPMP2_START_OUT
64	Scrubber 3 Chemical Recirc_Pump 2 Motor stop	16-DO	1	3	16				SC3RPMP2_STOP_OUT
65	Bleach Feed Pump Scrubber 1 Motor Start	16-DO	1	4	1				BFPMP01_START_OUT
66	Bleach Feed Pump Scrubber 1 Motor Stop	16-DO	1	4	2				BFPMP01_STOP_OUT
67	Bleach Feed Pump Scrubber 2 Motor Start	16-DO	1	4	3				BFPMP02_START_OUT
68	Bleach Feed Pump Scrubber 2 Motor Stop	16-DO	1	4	4				BFPMP02_STOP_OUT
69	Bleach Feed Pump Scrubber 3 Motor Start	16-DO	1	4	5				BFPMP03_START_OUT
70	Bleach Feed Pump Scrubber 3 Motor Stop	16-DO	1	4	6				BFPMP03_STOP_OUT
71	Bleach Feed Pump Standby Motor Start	16-DO	1	4	7				BLESTDBY_START_OUT
72	Bleach Feed Pump Standby Motor Stop	16-DO	1	4	8				BLESTDBY_STOP_OUT
73	Chemical Feed Pump Scrubber 1 Motor Start	16-DO	1	4	9				CFPMP01_START_OUT
74	Chemical Feed Pump Scrubber 1 Motor Stop	16-DO	1	4	10				CFPMP01_STOP_OUT
75	Chemical Feed Pump Scrubber 2 Motor Start	16-DO	1	4	11				CFPMP02_START_OUT
76	Chemical Feed Pump Scrubber 2 Motor Stop	16-DO	1	4	12				CFPMP02_STOP_OUT
77	Chemical Feed Pump Scrubber 3 Motor Start	16-DO	1	4	13				CFPMP03_START_OUT



MIAMI-DADE WATER AND SEWER DEPARTMENT  
CENTRAL DISTRICT WASTE WATER TREATMENT PLANT  
INPUT/OUTPUT LIST  
RTU CD23- AIR SCRUBBER BUILDING #4

ITEM	DESCRIPTION	SIG. TYPE	RACK	CARD	POINT	PT. CONN	ZERO	SPAN	SIGNAL NAME
78	Chemical Feed Pump Scrubber 3 Motor Stop_	16-DO	1	4	14				CFPMP03_STOP_OUTT
79	Chemical Feed Pump Standby Motor Start_	16-DO	1	4	15				CHEMSTDB_START_OUT
80	Chemical Feed Pump Standby Motor Stop_	16-DO	1	4	16				CHEMSTDB_STOP_OUT
81	Emergency Bell	16-DO	1	5	1				EMERGENCY_ALARM_OUT
82		16-DO	1	5	2				
83		16-DO	1	5	3				
84		16-DO	1	5	4				
85		16-DO	1	5	5				
86		16-DO	1	5	6				
87		16-DO	1	5	7				
88		16-DO	1	5	8				
89		16-DO	1	5	9				
90		16-DO	1	5	10				
91		16-DO	1	5	11				
92		16-DO	1	5	12				
93		16-DO	1	5	13				
94		16-DO	1	5	14				
95		16-DO	1	5	15				
96		16-DO	1	5	16				

MIAMI-DADE WATER AND SEWER DEPARTMENT  
CENTRAL DISTRICT WASTE WATER TREATMENT PLANT  
INPUT/OUTPUT LIST  
RTU CD24 - SLUDGE CONCENTRATION BUILDING PLANT #2

ITEM	DESCRIPTION	SIG. TYPE	RACK	CARD	POINT	PT. CONN	ZERO	SPAN	SIGNAL NAME
1	Flow Meter To Plant 2	8-AI	2	1	1	X	0	1000	NTHDIST_FLOW2_IN
2	Flow Meter To Plant 1	8-AI	2	1	2	X	0	1000	NTHDIST_FLOW1_IN
3									
4	??	8-AI	2	1	3	X	0	1000	CNTDIST_FLOW_IN
5	Waste Water Flow Meter	8-AI	2	1	4	X	0	100	WWTR_FLOW_IN
6									
7	Raw Sludge To Digester Flow Meter	8-AI	2	1	5	X	0	1000	SLUDGE_FLOW_IN
8	Tank Level Meter East Wastewater	8-AI	2	1	6	X	0	100	EASTSIDE_LVL_IN
9									
10	Tank Level Meter West Wastewater	8-AI	2	1	7	X	0	16	WESTSIDE_LVL_IN
11	Sludge Pump 1 Speed	8-AI	2	1	8		0	100	SHPUMP1_SPD_IN
12									
13	Sludge Pump 2 Speed	8-AI	2	2	1		0	100	SHPUMP2_SPD_IN
14	Sludge Pump 3 Speed	8-AI	2	2	2		0	100	SHPUMP3_SPD_IN
15									
16	Sludge Pump 4 Speed	8-AI	2	2	3		0	100	SHPUMP4_SPD_IN
17	Sludge Pump 5 Speed	8-AI	2	2	4		0	100	SHPUMP5_SPD_IN
18									
19	Sludge Pump 6 Speed	8-AI	2	2	5		0	100	SHPUMP6_SPD_IN
20	Sludge Concentrator Tank 1 Blanket Level	8-AI	2	2	6		0	100	SCTANK1_LVL_IN
21									
22	Sludge Concentrator Tank 2 Blanket Level	8-AI	2	2	7		0	100	SCTANK2_LVL_IN
23	Sludge Concentrator Tank 3 Blanket Level	8-AI	2	2	8		0	100	SCTANK3_LVL_IN
24									
25	Sludge Concentrator Tank 4 Blanket Level	8-AI	2	3	1		0	100	SCTANK4_LVL_IN
26	Waste Sludge to Concentrator 1 Flow	8-AI	2	3	2	X	0	100	WSLUDGE1_FLOW_IN
27									
28	Waste Sludge to Concentrator 2 Flow	8-AI	2	3	3	X	0	100	WSLUDGE2_FLOW_IN
29	Waste Sludge to Concentrator 3 Flow	8-AI	2	3	4	X	0	100	WSLUDGE3_FLOW_IN
30									
31	Waste Sludge to Concentrator 4 Flow	8-AI	2	3	5	X	0	100	WSLUDGE4_FLOW_IN
32	Waste Sludge to Concentrator 1 Valve pos	8-AI	2	3	6		0	100	WSLUDGE1_POS_IN
33									
34	Waste Sludge to Concentrator 2 Valve Pos	8-AI	2	3	7		0	100	WSLUDGE2_POS_IN
35	Waste Sludge to Concentrator 3 Valve Pos	8-AI	2	3	8		0	100	WSLUDGE3_POS_IN
36									
37	Waste Sludge to Concentrator 4 Valve Pos	8-AI	2	4	1		0	100	WSLUDGE4_POS_IN
38	North District Pipeline Pressure	8-AI	2	4	2		0	100	PRESSURE_TRANS_IN
39									
40	SPARE-AI	8-AI	2	4	3				
41	SPARE-AI	8-AI	2	4	4				
42									
43	SPARE-AI	8-AI	2	4	5				
44	SPARE-AI	8-AI	2	4	6				
45									
46	SPARE-AI	8-AI	2	4	7				
47	SPARE-AI	8-AI	2	4	8				
48									
49	Waste Sludge Concentrator 1 Valve Control	4-AO	2	6	1		0	100	WSLUDGE1_CTRL_OUT
50	Waste Sludge Concentrator 2 Valve Control	4-AO	2	6	2		0	100	WSLUDGE2_CTRL_OUT
51	Waste Sludge Concentrator 3 Valve Control	4-AO	2	6	3		0	100	WSLUDGE3_CTRL_OUT
52	Waste Sludge Concentrator 4 Valve Control	4-AO	2	6	4		0	100	WSLUDGE4_CTRL_OUT
53	SPARE-AO	4-AO	2	7	1				
54	SPARE-AO	4-AO	2	7	2				
55	SPARE-AO	4-AO	2	7	3				
56	SPARE-AO	4-AO	2	7	4				
57	Wastewater Pump 1 Motor	16-DI	1	1	1	X			WPUMP1_STAT_IN
58	Wastewater Pump 2 Motor	16-DI	1	1	2	X			WPUMP2_STAT_IN
59	Wastewater Pump 3 Motor	16-DI	1	1	3	X			WPUMP3_STAT_IN
60	Wastewater Pump 4 Motor	16-DI	1	1	4	X			WPUMP4_STAT_IN
61	Wastewater Pump 5 Motor	16-DI	1	1	5	X			WPUMP5_STAT_IN
62	Wastewater Pump 6 Motor	16-DI	1	1	6	X			WPUMP6_STAT_IN
63	Sludge Pump 1 Hydraulic Pump Motor	16-DI	1	1	7	X			SHPUMP1_STAT_IN
64	Sludge Pump 2 Hydraulic Pump Motor	16-DI	1	1	8	X			SHPUMP2_STAT_IN
65	Sludge Pump 3 Hydraulic Pump Motor	16-DI	1	1	9	X			SHPUMP3_STAT_IN
66	Sludge Pump 4 Hydraulic Pump Motor	16-DI	1	1	10	X			SHPUMP4_STAT_IN
67	Sludge Pump 5 Hydraulic Pump Motor	16-DI	1	1	11	X			SHPUMP5_STAT_IN
68	Sludge Pump 6 Hydraulic Pump Motor	16-DI	1	1	12	X			SHPUMP6_STAT_IN
69	Sludge Concentration Tank 1 Collector Drive Motor	16-DI	1	1	13	X			SDPUMP1_STAT_IN
70	Sludge Concentration Tank 2 Collector Drive Motor	16-DI	1	1	14	X			SDPUMP2_STAT_IN
71	Sludge Concentration Tank 3 Collector Drive Motor	16-DI	1	1	15	X			SDPUMP3_STAT_IN
72	Sludge Concentration Tank 4 Collector Drive Motor	16-DI	1	1	16	X			SDPUMP4_STAT_IN
73	SPARE	16-DI	1	2	1				SPARE
74	SPARE	16-DI	1	2	2				SPARE
75	SPARE	16-DI	1	2	3				SPARE
76	SPARE	16-DI	1	2	4				SPARE

MIAMI-DADE WATER AND SEWER DEPARTMENT  
CENTRAL DISTRICT WASTE WATER TREATMENT PLANT  
INPUT/OUTPUT LIST  
RTU CD24 - SLUDGE CONCENTRATION BUILDING PLANT #2

ITEM	DESCRIPTION	SIG. TYPE	RACK	CARD	POINT	PT. CONN	ZERO	SPAN	SIGNAL NAME
77	Basement Flooding	16-DI	1	2	5	X			BASEMENT_ALARM_IN
78	Polymer #1 Pump Status	16-DI	1	2	6	X			PPUMP1_STAT_IN
79	Polymer #2 Pump Status	16-DI	1	2	7	X			PPUMP2_STAT_IN
80	Polymer System #1 Fail	16-DI	1	2	8	X			POLYSYS1_FAIL_IN
81	Polymer System #2 Fail	16-DI	1	2	9	X			POLYSYS2_FAIL_IN
82	RTU AC Failure	16-DI	1	2	10	X			AC_FAIL_IN
83	RTU Surge Suppressor Failure	16-DI	1	2	11	X			ACSURGE_FAIL_IN
84	RTU Battery Low	16-DI	1	2	12	X			BATTERY_LOW_IN
85	spare	16-DI	1	2	13				
86	spare	16-DI	1	2	14				
87	spare	16-DI	1	2	15				
88	RTU Network Switch Failure	16-DI	1	2	16				
89	spare	16-DI	1	3	1				
90	spare	16-DI	1	3	2				
91	spare	16-DI	1	3	3				
92	spare	16-DI	1	3	4				
93	spare	16-DI	1	3	5				
94	spare	16-DI	1	3	6				
95	spare	16-DI	1	3	7				
96	spare	16-DI	1	3	8				
97	spare	16-DI	1	3	9				
98	spare	16-DI	1	3	10				
99	spare	16-DI	1	3	11				
100	spare	16-DI	1	3	12				
101	spare	16-DI	1	3	13				
102	spare	16-DI	1	3	14				
103	spare	16-DI	1	3	15				
104	spare	16-DI	1	3	16				
105	Wastewater Pump 1 Motor Start	16-DO	1	5	1				WPUMP1_STRT_OUT
106	Wastewater Pump 1 Motor Stop	16-DO	1	5	2				WPUMP1_STOP_OUT
107	Wastewater Pump 2 Motor Start	16-DO	1	5	3				WPUMP2_STRT_OUT
108	Wastewater Pump 2 Motor Stop	16-DO	1	5	4				WPUMP2_STOP_OUT
109	Wastewater Pump 3 Motor Start	16-DO	1	5	5				WPUMP3_STRT_OUT
110	Wastewater Pump 3 Motor Stop	16-DO	1	5	6				WPUMP3_STOP_OUT
111	Wastewater Pump 4 Motor Start	16-DO	1	5	7				WPUMP4_STRT_OUT
112	Wastewater Pump 4 Motor Stop	16-DO	1	5	8				WPUMP4_STOP_OUT
113	Wastewater Pump 5 Motor Start	16-DO	1	5	9				WPUMP5_STRT_OUT
114	Wastewater Pump 5 Motor Stop	16-DO	1	5	10				WPUMP5_STOP_OUT
115	Wastewater Pump 6 Motor Start	16-DO	1	5	11				WPUMP6_STRT_OUT
116	Wastewater Pump 6 Motor Stop	16-DO	1	5	12				WPUMP6_STOP_OUT
117	Sludge Pump 1 Hydraulic Pump Motor Start	16-DO	1	5	13				SHPUMP1_STRT_OUT
118	Sludge Pump 1 Hydraulic Pump Motor Stop	16-DO	1	5	14				SHPUMP1_STOP_OUT
119	Sludge Pump 2 Hydraulic Pump Motor Start	16-DO	1	5	15				SHPUMP2_STRT_OUT
120	Sludge Pump 2 Hydraulic Pump Motor Stop	16-DO	1	5	16				SHPUMP2_STOP_OUT
121	Sludge Pump 3 Hydraulic Pump Motor Start	16-DO	1	6	1				SHPUMP3_STRT_OUT
122	Sludge Pump 3 Hydraulic Pump Motor Stop	16-DO	1	6	2				SHPUMP3_STOP_OUT
123	Sludge Pump 4 Hydraulic Pump Motor Start	16-DO	1	6	3				SHPUMP4_STRT_OUT
124	Sludge Pump 4 Hydraulic Pump Motor Stop	16-DO	1	6	4				SHPUMP4_STOP_OUT
125	Sludge Pump 5 Hydraulic Pump Motor Start	16-DO	1	6	5				SHPUMP5_STRT_OUT
126	Sludge Pump 5 Hydraulic Pump Motor Stop	16-DO	1	6	6				SHPUMP5_STOP_OUT
127	Sludge Pump 6 Hydraulic Pump Motor Start	16-DO	1	6	7				SHPUMP6_STRT_OUT
128	Sludge Pump 6 Hydraulic Pump Motor Stop	16-DO	1	6	8				SHPUMP6_STOP_OUT
129	Sludge Concentration Tank 1 Collector Drive Motor Start	16-DO	1	6	9				SDPUMP1_STRT_OUT
130	Sludge Concentration Tank 1 Collector Drive Motor Stop	16-DO	1	6	10				SDPUMP1_STOP_OUT
131	Sludge Concentration Tank 2 Collector Drive Motor Start	16-DO	1	6	11				SDPUMP2_STRT_OUT
132	Sludge Concentration Tank 2 Collector Drive Motor Stop	16-DO	1	6	12				SDPUMP2_STOP_OUT
133	Sludge Concentration Tank 3 Collector Drive Motor Start	16-DO	1	6	13				SDPUMP3_STRT_OUT
134	Sludge Concentration Tank 3 Collector Drive Motor Stop	16-DO	1	6	14				SDPUMP3_STOP_OUT
135	Sludge Concentration Tank 4 Collector Drive Motor Start	16-DO	1	6	15				SDPUMP4_STRT_OUT
136	Sludge Concentration Tank 4 Collector Drive Motor Stop	16-DO	1	6	16				SDPUMP4_STOP_OUT
137	Emergency Bell	16-DO	1	7	1				EMERGENCY_ALARM_OUT
138	SPARE-DO	16-DO	1	7	2				
139	SPARE-DO	16-DO	1	7	3				
140	SPARE-DO	16-DO	1	7	4				
141	SPARE-DO	16-DO	1	7	5				
142	SPARE-DO	16-DO	1	7	6				
143	SPARE-DO	16-DO	1	7	7				
144	SPARE-DO	16-DO	1	7	8				
145	SPARE-DO	16-DO	1	7	9				
146	SPARE-DO	16-DO	1	7	10				
147	SPARE-DO	16-DO	1	7	11				
148	SPARE-DO	16-DO	1	7	12				
149	SPARE-DO	16-DO	1	7	13				
150	SPARE-DO	16-DO	1	7	14				
151	SPARE-DO	16-DO	1	7	15				
152	SPARE-DO	16-DO	1	7	16				

MIAMI-DADE WATER AND SEWER DEPARTMENT  
 CENTRAL DISTRICT WASTE WATER TREATMENT PLANT  
 INPUT/OUTPUT LIST  
 RTU CD24 - SLUDGE CONCENTRATION BUILDING PLANT #2

ITEM	DESCRIPTION	SIG. TYPE	RACK	CARD	POINT	PT. CONN	ZERO	SPAN	SIGNAL NAME
153	SPARE-DO	16-DO	1	8	1				
154	SPARE-DO	16-DO	1	8	2				
155	SPARE-DO	16-DO	1	8	3				
156	SPARE-DO	16-DO	1	8	4				
157	SPARE-DO	16-DO	1	8	5				
158	SPARE-DO	16-DO	1	8	6				
159	SPARE-DO	16-DO	1	8	7				
160	SPARE-DO	16-DO	1	8	8				
161	SPARE-DO	16-DO	1	8	9				
162	SPARE-DO	16-DO	1	8	10				
163	SPARE-DO	16-DO	1	8	11				
164	SPARE-DO	16-DO	1	8	12				
165	SPARE-DO	16-DO	1	8	13				
166	SPARE-DO	16-DO	1	8	14				
167	SPARE-DO	16-DO	1	8	15				
168	SPARE-DO	16-DO	1	8	16				

MIAMI-DADE WATER AND SEWER DEPARTMENT  
CENTRAL DISTRICT WASTE WATER TREATMENT PLANT  
INPUT/OUTPUT LIST  
RTU CD25 (no location cited)

ITEM	DESCRIPTION	SIG.TYP	RACK	CARD	POINT	PT. CONN	SPARE	ZERO	SPAN	SIGNAL NAME
1	PH Meter 1	AI	2	1	1	1		0	14	SCRB01.PH.IN
2	PH Meter 2	AI	2	1	2	1		0	14	SCRB02.PH.IN
3	PH Meter 3	AI	2	1	3	1		0	14	SCRB03.PH.IN
4	Chlorine residual Meter 1	AI	2	1	4					CHLO01.RES.IN
5	Influent Plant 2 North Meter2 Grit #2 Parshall Flume-ISCC	AI	2	1	5	1		0	100	INFLNT2.FLOW12.IN
6	Influent Plant 2 South Meter2 Grit #2 Parshall Flume-ISCC	AI	2	1	6	1		0	100	INFLNT2.FLOW22.IN
7	Influent Plant 2 North Meter1 Grit #2 Ultrasonic-Pulsar	AI	2	1	7	1		0	100	INFLNT2.FLOW1.IN
8	Influent Plant 2 South Meter1 Grit #2 Ultrasonic-Pulsar	AI	2	1	8	1		0	100	INFLNT2.FLOW2.IN
9	Spare	AI	2	2	1		1			..
10	Spare	AI	2	2	2		1			..
11	Spare	AI	2	2	3		1			..
12	Spare	AI	2	2	4		1			..
13	Spare	AI	2	2	5		1			..
14	Spare	AI	2	2	6		1			..
15	Spare	AI	2	2	7		1			..
16	Spare	AI	2	2	8		1			..
17	<b>BLANK</b>		<b>2</b>	<b>3</b>						
18	<b>BLANK</b>		<b>2</b>	<b>4</b>						
19	Spare	AO	2	5	1		1			..
20	Spare	AO	2	5	2		1			..
21	Spare	AO	2	5	3		1			..
22	Spare	AO	2	5	4		1			..
23	Spare	AO	2	5	5		1			..
24	Spare	AO	2	5	6		1			..
25	Spare	AO	2	5	7		1			..
26	Spare	AO	2	5	8		1			..
27	<b>BLANK</b>		<b>2</b>	<b>6</b>						
28	<b>BLANK</b>		<b>2</b>	<b>7</b>						
29	<b>BLANK</b>		<b>2</b>	<b>8</b>						
30	Scrubber Blower 1 Motor	DI	1	1	1	1				SCBL01.STAT.IN
31	Scrubber Blower 2 Motor	DI	1	1	2	1				SCBL02.STAT.IN
32	Scrubber 1 Chemical Recirc. Pump 1 Motor	DI	1	1	3	1				SC1RPMP1.STAT.IN
33	Scrubber 1 Chemical Recirc. Pump 2 Motor	DI	1	1	4	1				SC1RPMP2.STAT.IN
34	Scrubber 2 Chemical Recirc. Pump 1 Motor	DI	1	1	5	1				SC2RPMP1.STAT.IN
35	Scrubber 2 Chemical Recirc. Pump 2 Motor	DI	1	1	6	1				SC2RPMP2.STAT.IN
36	Scrubber 3 Chemical Recirc. Pump 1 Motor	DI	1	1	7	1				SC3RPMP1.STAT.IN
37	Scrubber 3 Chemical Recirc. Pump 2 Motor	DI	1	1	8	1				SC3RPMP2.STAT.IN
38	Bleach Feed Pump Scrubber 1 Motor	DI	1	1	9					BFPMP01.STAT.IN
39	Bleach Feed Pump Scrubber 2 Motor	DI	1	1	10					BFPMP02.STAT.IN
40	Bleach Feed Pump Scrubber 3 Motor	DI	1	1	11					BFPMP03.STAT.IN
41	Bleach Feed Pump Standby Motor	DI	1	1	12					BLESTDBY.STAT.IN
42	Chemical Feed Pump Scrubber 1 Motor	DI	1	1	13	1				CFPMP01.STAT.IN
43	Chemical Feed Pump Scrubber 2 Motor	DI	1	1	14	1				CFPMP02.STAT.IN
44	Chemical Feed Pump Scrubber 3 Motor	DI	1	1	15	1				CFPMP03.STAT.IN
45	Chemical Feed Pump Standby Motor	DI	1	1	16					CHEMSTDB.STAT.IN
46	RTU Low Battery	DI	1	2	1	1				BATLOW.STAT.IN
47	RTU AC Fail	DI	1	2	2	1				ACFAIL.STAT.IN
48	Emergency Call	DI	1	2	3					EMERGENCY.ALARM.IN
49	Fire Alarm	DI	1	2	4					FIRE.ALARM.IN
50	Basement Flood Grid Bldg. #2	DI	1	2	5					BSEMNT.ALARM.IN
51	RTU Surge Protection Failure	DI	1	2	6	1				ACSURGE.STAT.IN
52	RTU network Switchover Failure	DI	1	2	7	1				SWITCH.STAT.IN
53	Spare	DI	1	2	8		1			..
54	Spare	DI	1	2	9		1			..
55	Spare	DI	1	2	10		1			..
56	Spare	DI	1	2	11		1			..
57	Spare	DI	1	2	12		1			..
58	Spare	DI	1	2	13		1			..
59	Spare	DI	1	2	14		1			..
60	Spare	DI	1	2	15		1			..
61	Spare	DI	1	2	16		1			..
62	Spare	DI	1	3	1		1			..
63	Spare	DI	1	3	2		1			..
64	Spare	DI	1	3	3		1			..
65	Spare	DI	1	3	4		1			..
66	Spare	DI	1	3	5		1			..
67	Spare	DI	1	3	6		1			..
68	Spare	DI	1	3	7		1			..
69	Spare	DI	1	3	8		1			..
70	Spare	DI	1	3	9		1			..
71	Spare	DI	1	3	10		1			..
72	Spare	DI	1	3	11		1			..
73	Spare	DI	1	3	12		1			..
74	Spare	DI	1	3	13		1			..
75	Spare	DI	1	3	14		1			..
76	Spare	DI	1	3	15		1			..

MIAMI-DADE WATER AND SEWER DEPARTMENT  
CENTRAL DISTRICT WASTE WATER TREATMENT PLANT  
INPUT/OUTPUT LIST  
RTU CD25 (no location cited)

ITEM	DESCRIPTION	SIG.TYP	RACK	CARD	POINT	PT. CONN	SPARE	ZERO	SPAN	SIGNAL NAME
77	Spare	DI	1	3	16		1			..
78	<b>BLANK</b>		<b>1</b>	<b>4</b>						
79	Scrubber Blower 1 Motor Start	DO	1	5	1	1				SCBL01.START.OUT
80	Scrubber Blower 1 Motor Stop	DO	1	5	2	1				SCBL01.STOP.OUT
81	Scrubber Blower 2 Motor Start	DO	1	5	3	1				SCBL02.START.OUT
82	Scrubber Blower 2 Motor Stop	DO	1	5	4	1				SCBL02.STOP.OUT
83	Scrubber 1 Chemical Recirc. Pump 1 Motor start	DO	1	5	5	1				SC1RPMP1.START.OUT
84	Scrubber 1 Chemical Recirc. Pump 1 Motor stop	DO	1	5	6	1				SC1RPMP1.STOP.OUT
85	Scrubber 1 Chemical Recirc. Pump 2 Motor start	DO	1	5	7	1				SC1RPMP2.START.OUT
86	Scrubber 1 Chemical Recirc. Pump 2 Motor stop	DO	1	5	8	1				SC1RPMP2.STOP.OUT
87	Scrubber 2 Chemical Recirc. Pump 1 Motor start	DO	1	5	9	1				SC2RPMP1.START.OUT
88	Scrubber 2 Chemical Recirc. Pump 1 Motor stop	DO	1	5	10	1				SC2RPMP1.STOP.OUT
89	Scrubber 2 Chemical Recirc. Pump 2 Motor start	DO	1	5	11	1				SC2RPMP2.START.OUT
90	Scrubber 2 Chemical Recirc. Pump 2 Motor stop	DO	1	5	12	1				SC2RPMP2.STOP.OUT
91	Scrubber 3 Chemical Recirc. Pump 1 Motor start	DO	1	5	13	1				SC3RPMP1.START.OUT
92	Scrubber 3 Chemical Recirc. Pump 1 Motor stop	DO	1	5	14	1				SC3RPMP1.STOP.OUT
93	Scrubber 3 Chemical Recirc. Pump 2 Motor start	DO	1	5	15	1				SC3RPMP2.START.OUT
94	Scrubber 3 Chemical Recirc. Pump 2 Motor stop	DO	1	5	16	1				SC3RPMP2.STOP.OUT
95	Bleach Feed Pump Scrubber 1 Motor Start	DO	1	6	1	1				BFPMP01.START.OUT
96	Bleach Feed Pump Scrubber 1 Motor Stop.	DO	1	6	2	1				BFPMP01.STOP.OUT
97	Bleach Feed Pump Scrubber 2 Motor Start.	DO	1	6	3	1				BFPMP02.START.OUT
98	Bleach Feed Pump Scrubber 2 Motor Stop.	DO	1	6	4	1				BFPMP02.STOP.OUT
99	Bleach Feed Pump Scrubber 3 Motor Start.	DO	1	6	5	1				BFPMP03.START.OUT
100	Bleach Feed Pump Scrubber 3 Motor Stop.	DO	1	6	6	1				BFPMP03.STOP.OUT
101	Bleach Feed Pump Standby Motor Start.	DO	1	6	7	1				BLESTDBY.START.OUT
102	Bleach Feed Pump Standby Motor Stop.	DO	1	6	8	1				BLESTDBY.STOP.OUT
103	Chemical Feed Pump Scrubber 1 Motor Start.	DO	1	6	9	1				CFPMP01.START.OUT
104	Chemical Feed Pump Scrubber 1 Motor Stop.	DO	1	6	10	1				CFPMP01.STOP.OUT
105	Chemical Feed Pump Scrubber 2 Motor Start.	DO	1	6	11	1				CFPMP02.START.OUT
106	Chemical Feed Pump Scrubber 2 Motor Stop.	DO	1	6	12	1				CFPMP02.STOP.OUT
107	Chemical Feed Pump Scrubber 3 Motor Start.	DO	1	6	13	1				CFPMP03.START.OUT
108	Chemical Feed Pump Scrubber 3 Motor Stop.	DO	1	6	14	1				CFPMP03.STOP.OUT
109	Chemical Feed Pump Standby Motor Start.	DO	1	6	15	1				CHEMSTDB.START.OUT
110	Chemical Feed Pump Standby Motor Stop.	DO	1	6	16	1				CHEMSTDB.STOP.OUT
111	Emergency Bell	DO	1	7	1	1				EMERGENCY.ALARM.OUT
112	Spare	DO	1	7	2		1			#VALUE!
113	Spare	DO	1	7	3		1			..
114	Spare	DO	1	7	4		1			..
115	Spare	DO	1	7	5		1			..
116	Spare	DO	1	7	6		1			..
117	Spare	DO	1	7	7		1			..
118	Spare	DO	1	7	8		1			..
119	Spare	DO	1	7	9		1			#VALUE!
120	Spare	DO	1	7	10		1			..
121	Spare	DO	1	7	11		1			..
122	Spare	DO	1	7	12		1			..
123	Spare	DO	1	7	13		1			..
124	Spare	DO	1	7	14		1			..
125	Spare	DO	1	7	15		1			..
126	Spare	DO	1	7	16		1			..
127	<b>BLANK</b>		<b>1</b>	<b>8</b>						

TOTAL CONNECTED 55  
PERCENTAGE CONNECTED + SPARES 87%  
SPARES 56

MIAMI-DADE WATER AND SEWER DEPARTMENT  
CENTRAL DISTRICT WASTE WATER TREATMENT PLANT  
INPUT/OUTPUT LIST  
RTU CD26 (no location cited)

ITEM	DESCRIPTION	SIG.TYP	RACK	CARD	POINT	PT. CONN.	SPARE	ZERO	SPAN	SIGNAL NAME
1	Waste Nitrogen Purity	AI	1	5	1					WASTENIT.PURITY.IN
2	Product Oxygen Purity	AI	1	5	2					PROXYGEN.PURITY.IN
3	Vent Oxygen Flow	AI	1	5	3					VENTOX.FLOW.IN
4	Product Gas Oxygen	AI	1	5	4					OXYGEN.GAS.IN
5	Product Liquid Oxygen	AI	1	5	5					OXYGEN.LQD.IN
6	Future Oxygen Flow To Train 4 - Plant 1	AI	1	5	6					OXFLT4P1.FLOW.IN
7	Hydron Carbon Level Plant 1	AI	1	5	7					HCPLA01.LVL.IN
8	Hydron Carbon Level Plant 2	AI	1	5	8					HCPLA02.LVL.IN
9	Hydron Carbon Level Plant 3	AI	1	6	1					HCPLA03.LVL.IN
10	Room Temperature Sensor	AI	1	6	2	1		0	150	ROOM.TEMP1.IN
11	Ammonia Sensor #1 at Sludge Hauling building	AI	1	6	3	1		0	1000	AMMONIA1.TRANS.IN
12	Ammonia Sensor #2 at Sludge Hauling building	AI	1	6	4	1		0	1000	AMMONIA2.TRANS.IN
13	Spare	AI	1	6	5		1			..
14	Spare	AI	1	6	6		1			..
15	Spare	AI	1	6	7		1			..
16	Spare	AI	1	6	8		1			..
17	Spare	AO	1	7	1		1			..
18	Spare	AO	1	7	2		1			..
19	Spare	AO	1	7	3		1			..
20	Spare	AO	1	7	4		1			..
21	Spare	AI	1	7	5		1			..
22	Spare	AI	1	7	6		1			..
23	Spare	AI	1	7	7		1			..
24	Spare	AI	1	7	8		1			..
25	<b>BLANK</b>		<b>1</b>	<b>8</b>						
26	Compressor 1 - Running	DI	1	1	1					COMPR01.STATUS.IN
27	Compressor 2 - Running	DI	1	1	2					COMPR02.STATUS.IN
28	Compressor 3 - Running	DI	1	1	3					COMPR03.STATUS.IN
29	Compressor 4 (Future) - Running	DI	1	1	4					COMPR04.STATUS.IN
30	RTU Low Battery	DI	1	1	5	1				BATLOW.STAT.IN
31	RTU AC Fail	DI	1	1	6	1				ACFAIL.STAT.IN
32	Emergency Call	DI	1	1	7					EMERGNCY.ALRM.IN
33	Fire Alarm	DI	1	1	8					FIRE.ALRM.IN
34	RTU AC SURGE	DI	1	1	9	1				ACSURGE.STAT.IN
35	RTU NETWORK SWITCH	DI	1	1	10	1				SWITCH.STAT.IN
36	Spare	DI	1	1	11		1			..
37	Spare	DI	1	1	12		1			..
38	Spare	DI	1	1	13		1			..
39	Spare	DI	1	1	14		1			..
40	Spare	DI	1	1	15		1			..
41	Spare	DI	1	1	16		1			..
42	<b>BLANK</b>		<b>1</b>	<b>2</b>						
43	Emergency Bell	DO	1	3	1	1				EMERGNCY.ALRM.OUT
44	Spare	DO	1	3	2		1			..
45	Spare	DO	1	3	3		1			..
46	Spare	DO	1	3	4		1			..
47	Spare	DO	1	3	5		1			..
48	Spare	DO	1	3	6		1			..
49	Spare	DO	1	3	7		1			..
50	Spare	DO	1	3	8		1			..
51	Spare	DO	1	3	9		1			..
52	Spare	DO	1	3	10		1			..
53	Spare	DO	1	3	11		1			..
54	Spare	DO	1	3	12		1			..
55	Spare	DO	1	3	13		1			..
56	Spare	DO	1	3	14		1			..
57	Spare	DO	1	3	15		1			..
58	Spare	DO	1	3	16		1			..
59	<b>BLANK</b>		<b>1</b>	<b>4</b>						

TOTAL CONNECTED 8  
PERCENTAGE CONNECTED + SPARES 82%  
SPARES 33

MIAMI-DADE WATER AND SEWER DEPARTMENT  
CENTRAL DISTRICT WASTE WATER TREATMENT PLANT  
INPUT/OUTPUT LIST  
RTU CD27 UNOX PLANT 2

ITEM	DESCRIPTION	SIG.TYP	RACK	CARD	POINT	PT. CONN.	SPARE	ZERO	SPAN	SIGNAL NAME
1	Return Sludge Meter Train 1	AI	3	1	1					T1RTNSLG.FLOW.IN
2	Return Sludge Meter Train 2	AI	3	1	2					T2RTNSLG.FLOW.IN
3	Return Sludge Meter Train 3	AI	3	1	3					T3RTNSLG.FLOW.IN
4	Return Sludge Meter Train 4	AI	3	1	4					T4RTNSLG.FLOW.IN
5	LEL South Meter Train 1	AI	3	1	5	1				T1LELS.LVL.IN
6	LEL South Meter Train 2	AI	3	1	6	1				T2LELS.LVL.IN
7	LEL South Meter Train 3	AI	3	1	7	1				T3LELS.LVL.IN
8	LEL South Meter Train 4	AI	3	1	8	1				T4LELS.LVL.IN
9	LEL North Meter Train 1	AI	3	2	1	1				T1LELN.LVL.IN
10	LEL North Meter Train 2	AI	3	2	2	1				T2LELN.LVL.IN
11	LEL North Meter Train 3	AI	3	2	3	1				T3LELN.LVL.IN
12	LEL North Meter Train 4	AI	3	2	4	1				T4LELN.LVL.IN
13	Train Tank Pressure Transmitter Train 1	AI	3	2	5					T1TANK.PRES.IN
14	Train Tank Pressure Transmitter Train 2	AI	3	2	6					T2TANK.PRES.IN
15	Train Tank Pressure Transmitter Train 3	AI	3	2	7					T3TANK.PRES.IN
16	Train Tank Pressure Transmitter Train 4	AI	3	2	8					T4TANK.PRES.IN
17	Disolved Oxygen Train 1	AI	3	3	1					T1DISOXY.CONC.IN
18	Disolved Oxygen Train 2	AI	3	3	2					T2DISOXY.CONC.IN
19	Disolved Oxygen Train 3	AI	3	3	3					T3DISOXY.CONC.IN
20	Disolved Oxygen Train 4	AI	3	3	4					T4DISOXY.CONC.IN
21	Oxygen Flow to Train 1-Plant 2	AI	3	3	5	1				T1OXY.FLOW.IN
22	Oxygen Flow to Train 2-Plant 2	AI	3	3	6	1				T2OXY.FLOW.IN
23	Oxygen Flow to Train 3-Plant 2	AI	3	3	7	1				T3OXY.FLOW.IN
24	Oxygen Flow to Train 4-Plant 2	AI	3	3	8	1				T4OXY.FLOW.IN
25	Room Temperature	AI	3	4	1	1				ROOM.TEMP1.IN
26	Train 1 Vent Purity	AI	3	4	2	1		0	100	TRAIN1.PUR.IN
27	Train 2 Vent Purity	AI	3	4	3	1		0	100	TRAIN2.PUR.IN
28	Train 3 Vent Purity	AI	3	4	4	1		0	100	TRAIN3.PUR.IN
29	Train 4 Vent Purity	AI	3	4	5	1		0	100	TRAIN4.PUR.IN
30	SPARE	AI	3	4	6		1			..
31	SPARE	AI	3	4	7		1			..
32	SPARE	AI	3	4	8		1			..
33	<b>BLANK</b>	<b>Blank</b>	<b>3</b>	<b>5</b>						
34	<b>BLANK</b>	<b>Blank</b>	<b>3</b>	<b>6</b>						
35	SPARE	AO	3	7	1		1			..
36	SPARE	AO	3	7	2		1			..
37	SPARE	AO	3	7	3		1			..
38	SPARE	AO	3	7	4		1			..
39	SPARE	AO	3	7	5		1			..
40	SPARE	AO	3	7	6		1			..
41	SPARE	AO	3	7	7		1			..
42	SPARE	AO	3	7	8		1			..
43	<b>BLANK</b>	<b>Blank</b>	<b>3</b>	<b>8</b>						
44	Oxygenation Train 1 Mixer 11 Motor	DI	1	1	1	1				T1MIX11.STAT.IN
45	Oxygenation Train 1 Mixer 12 Motor	DI	1	1	2	1				T1MIX12.STAT.IN
46	Oxygenation Train 1 Mixer 21 Motor	DI	1	1	3	1				T1MIX21.STAT.IN
47	Oxygenation Train 1 Mixer 22 Motor	DI	1	1	4	1				T1MIX22.STAT.IN
48	Oxygenation Train 1 Mixer 31 Motor	DI	1	1	5	1				T1MIX31.STAT.IN
49	Oxygenation Train 1 Mixer 32 Motor	DI	1	1	6	1				T1MIX32.STAT.IN
50	Oxygenation Train 1 Mixer 41 Motor	DI	1	1	7	1				T1MIX41.STAT.IN
51	Oxygenation Train 1 Mixer 42 Motor	DI	1	1	8	1				T1MIX42.STAT.IN
52	Oxygenation Train 1 Mixer 51 Motor	DI	1	1	9	1				T1MIX51.STAT.IN
53	Oxygenation Train 1 Mixer 52 Motor	DI	1	1	10	1				T1MIX52.STAT.IN
54	Oxygenation Train 1 Mixer 61 Motor	DI	1	1	11	1				T1MIX61.STAT.IN
55	Oxygenation Train 1 Mixer 62 Motor	DI	1	1	12	1				T1MIX62.STAT.IN
56	Oxygenation Train 2 Mixer 11 Motor	DI	1	1	13	1				T2MIX11.STAT.IN
57	Oxygenation Train 2 Mixer 12 Motor	DI	1	1	14	1				T2MIX12.STAT.IN
58	Oxygenation Train 2 Mixer 21 Motor	DI	1	1	15	1				T2MIX21.STAT.IN
59	Oxygenation Train 2 Mixer 22 Motor	DI	1	1	16	1				T2MIX22.STAT.IN
60	Oxygenation Train 2 Mixer 31 Motor	DI	1	2	1	1				T2MIX31.STAT.IN
61	Oxygenation Train 2 Mixer 32 Motor	DI	1	2	2	1				T2MIX32.STAT.IN
62	Oxygenation Train 2 Mixer 41 Motor	DI	1	2	3	1				T2MIX41.STAT.IN
63	Oxygenation Train 2 Mixer 42 Motor	DI	1	2	4	1				T2MIX42.STAT.IN
64	Oxygenation Train 2 Mixer 51 Motor	DI	1	2	5	1				T2MIX51.STAT.IN
65	Oxygenation Train 2 Mixer 52 Motor	DI	1	2	6	1				T2MIX52.STAT.IN
66	Oxygenation Train 2 Mixer 61 Motor	DI	1	2	7	1				T2MIX61.STAT.IN
67	Oxygenation Train 2 Mixer 62 Motor	DI	1	2	8	1				T2MIX62.STAT.IN
68	Oxygenation Train 1 Purge Blower 1 Motor	DI	1	2	9	1				BLWR1.STAT.IN
69	Oxygenation Train 2 Purge Blower 2 Motor	DI	1	2	10	1				BLWR2.STAT.IN
70	Oxygenation Train 3 Mixer 11 Motor	DI	1	2	11	1				T3MIX11.STAT.IN
71	Oxygenation Train 3 Mixer 12 Motor	DI	1	2	12	1				T3MIX12.STAT.IN
72	Oxygenation Train 3 Mixer 21 Motor	DI	1	2	13	1				T3MIX21.STAT.IN
73	Oxygenation Train 3 Mixer 22 Motor	DI	1	2	14	1				T3MIX22.STAT.IN
74	Oxygenation Train 3 Mixer 31 Motor	DI	1	2	15	1				T3MIX31.STAT.IN
75	Oxygenation Train 3 Mixer 32 Motor	DI	1	2	16	1				T3MIX32.STAT.IN
76	Oxygenation Train 3 Mixer 41 Motor	DI	1	3	1	1				T3MIX41.STAT.IN



MIAMI-DADE WATER AND SEWER DEPARTMENT  
CENTRAL DISTRICT WASTE WATER TREATMENT PLANT  
INPUT/OUTPUT LIST  
RTU CD27 UNOX PLANT 2

ITEM	DESCRIPTION	SIG.TYP	RACK	CARD	POINT	PT. CONN.	SPARE	ZERO	SPAN	SIGNAL NAME
77	Oxygenation Train 3 Mixer 42 Motor	DI	1	3	2	1				T3MIX42.STAT.IN
78	Oxygenation Train 3 Mixer 51 Motor	DI	1	3	3	1				T3MIX51.STAT.IN
79	Oxygenation Train 3 Mixer 52 Motor	DI	1	3	4	1				T3MIX52.STAT.IN
80	Oxygenation Train 3 Mixer 61 Motor	DI	1	3	5	1				T3MIX61.STAT.IN
81	Oxygenation Train 3 Mixer 62 Motor	DI	1	3	6	1				T3MIX62.STAT.IN
82	Oxygenation Train 4 Mixer 11 Motor	DI	1	3	7	1				T4MIX11.STAT.IN
83	Oxygenation Train 4 Mixer 12 Motor	DI	1	3	8	1				T4MIX12.STAT.IN
84	Oxygenation Train 4 Mixer 21 Motor	DI	1	3	9	1				T4MIX21.STAT.IN
85	Oxygenation Train 4 Mixer 22 Motor	DI	1	3	10	1				T4MIX22.STAT.IN
86	Oxygenation Train 4 Mixer 31 Motor	DI	1	3	11	1				T4MIX31.STAT.IN
87	Oxygenation Train 4 Mixer 32 Motor	DI	1	3	12	1				T4MIX32.STAT.IN
88	Oxygenation Train 4 Mixer 41 Motor	DI	1	3	13	1				T4MIX41.STAT.IN
89	Oxygenation Train 4 Mixer 42 Motor	DI	1	3	14	1				T4MIX42.STAT.IN
90	Oxygenation Train 4 Mixer 51 Motor	DI	1	3	15	1				T4MIX51.STAT.IN
91	Oxygenation Train 4 Mixer 52 Motor	DI	1	3	16	1				T4MIX52.STAT.IN
92	Oxygenation Train 4 Mixer 61 Motor	DI	1	4	1	1				T4MIX61.STAT.IN
93	Oxygenation Train 4 Mixer 62 Motor	DI	1	4	2	1				T4MIX62.STAT.IN
94	Oxygenation Train 3 Purge Blower 3 Motor	DI	1	4	3	1				BLWR3.STAT.IN
95	Oxygenation Train 4 Purge Blower 4 Motor	DI	1	4	4	1				BLWR4.STAT.IN
96	UPS Inverter ON	DI	1	4	5					UPS.STAT.IN
97	UPS Alarm	DI	1	4	6					UPS.ALRM.IN
98	Emergency Call	DI	1	4	7					EMERGENCY.ALRM.IN
99	Fire Alarm	DI	1	4	8					FIRE.ALRM.IN
100	Bar Screen Status	DI	1	4	9					BARSCREEN.STAT.IN
101	RTU AC Power Failure	DI	1	4	10	1				ACFAIL.STAT.IN
102	RTU Battery Low	DI	1	4	11	1				BATLOW.STAT.IN
103	RTU AC Surge Suppressor Failure	DI	1	4	12	1				ACSURGE.STAT.IN
104	Spare	DI	1	4	13		1			..
105	Spare	DI	1	4	14		1			..
106	Spare	DI	1	4	15		1			..
107	RTU Network Switch Failure	DI	1	4	16		1			..
108	Spare	DI	1	5	1		1			..
109	Spare	DI	1	5	2		1			..
110	Spare	DI	1	5	3		1			..
111	Spare	DI	1	5	4		1			..
112	Spare	DI	1	5	5		1			..
113	Spare	DI	1	5	6		1			..
114	Spare	DI	1	5	7		1			..
115	Spare	DI	1	5	8		1			..
116	Spare	DI	1	5	9		1			..
117	Spare	DI	1	5	10		1			..
118	Spare	DI	1	5	11		1			..
119	Spare	DI	1	5	12		1			..
120	Spare	DI	1	5	13		1			..
121	Spare	DI	1	5	14		1			..
122	Spare	DI	1	5	15		1			..
123	Spare	DI	1	5	16		1			..
124	<b>BLANK</b>	<b>Blank</b>	<b>1</b>	<b>6</b>						
125	Oxygenation Train 1 Mixer 11 Motor Start	DO	1	7	1					T1MIX11.STRT.OUT
126	Oxygenation Train 1 Mixer 11 Motor Stop	DO	1	7	2					T1MIX11.STOP.OUT
127	Oxygenation Train 1 Mixer 12 Motor Start	DO	1	7	3					T1MIX12.STRT.OUT
128	Oxygenation Train 1 Mixer 12 Motor Stop	DO	1	7	4					T1MIX12.STOP.OUT
129	Oxygenation Train 1 Mixer 21 Motor Start	DO	1	7	5					T1MIX21.STRT.OUT
130	Oxygenation Train 1 Mixer 21 Motor Stop	DO	1	7	6					T1MIX21.STOP.OUT
131	Oxygenation Train 1 Mixer 22 Motor Start	DO	1	7	7					T1MIX22.STRT.OUT
132	Oxygenation Train 1 Mixer 22 Motor Stop	DO	1	7	8					T1MIX22.STOP.OUT
133	Oxygenation Train 1 Mixer 31 Motor Start	DO	1	7	10					T1MIX31.STRT.OUT
134	Oxygenation Train 1 Mixer 31 Motor Stop	DO	1	7	11					T1MIX31.STOP.OUT
135	Oxygenation Train 1 Mixer 32 Motor Start	DO	1	7	12					T1MIX32.STRT.OUT
136	Oxygenation Train 1 Mixer 32 Motor Stop	DO	1	7	13					T1MIX32.STOP.OUT
137	Oxygenation Train 1 Mixer 41 Motor Start	DO	1	7	14					T1MIX41.STRT.OUT
138	Oxygenation Train 1 Mixer 41 Motor Stop	DO	1	7	15					T1MIX41.STOP.OUT
139	Oxygenation Train 1 Mixer 42 Motor Start	DO	1	7	16					T1MIX42.STRT.OUT
140	Oxygenation Train 1 Mixer 42 Motor Stop	DO	1	8	1					T1MIX42.STOP.OUT
141	Oxygenation Train 1 Mixer 51 Motor Start	DO	1	8	2					T1MIX51.STRT.OUT
142	Oxygenation Train 1 Mixer 51 Motor Stop	DO	1	8	3					T1MIX51.STOP.OUT
143	Oxygenation Train 1 Mixer 52 Motor Start	DO	1	8	4					T1MIX52.STRT.OUT
144	Oxygenation Train 1 Mixer 52 Motor Stop	DO	1	8	5					T1MIX52.STOP.OUT
145	Oxygenation Train 1 Mixer 61 Motor Start	DO	1	8	6					T1MIX61.STRT.OUT
146	Oxygenation Train 1 Mixer 61 Motor Stop	DO	1	8	7					T1MIX61.STOP.OUT
147	Oxygenation Train 1 Mixer 62 Motor Start	DO	1	8	8					T1MIX62.STRT.OUT
148	Oxygenation Train 1 Mixer 62 Motor Stop	DO	1	8	10					T1MIX62.STOP.OUT
149	Oxygenation Train 2 Mixer 11 Motor Start	DO	1	8	11					T2MIX11.STRT.OUT
150	Oxygenation Train 2 Mixer 11 Motor Stop	DO	1	8	12					T2MIX11.STOP.OUT
151	Oxygenation Train 2 Mixer 12 Motor Start	DO	1	8	13					T2MIX12.STRT.OUT
152	Oxygenation Train 2 Mixer 12 Motor Stop	DO	1	8	14					T2MIX12.STOP.OUT

MIAMI-DADE WATER AND SEWER DEPARTMENT  
CENTRAL DISTRICT WASTE WATER TREATMENT PLANT  
INPUT/OUTPUT LIST  
RTU CD27 UNOX PLANT 2

ITEM	DESCRIPTION	SIG.TYP	RACK	CARD	POINT	PT. CONN.	SPARE	ZERO	SPAN	SIGNAL NAME
153	Oxygenation Train 2 Mixer 21 Motor Star	DO	1	8	15					T2MIX21.STRT.OUT
154	Oxygenation Train 2 Mixer 21 Motor Stop	DO	1	8	16					T2MIX21.STOP.OUT
155	Oxygenation Train 2 Mixer 22 Motor Star	DO	2	1	1					T2MIX22.STRT.OUT
156	Oxygenation Train 2 Mixer 22 Motor Stop	DO	2	1	2					T2MIX22.STOP.OUT
157	Oxygenation Train 2 Mixer 31 Motor Star	DO	2	1	3					T2MIX31.STRT.OUT
158	Oxygenation Train 2 Mixer 31 Motor Stop	DO	2	1	4					T2MIX31.STOP.OUT
159	Oxygenation Train 2 Mixer 32 Motor Star	DO	2	1	5					T2MIX32.STRT.OUT
160	Oxygenation Train 2 Mixer 32 Motor Stop	DO	2	1	6					T2MIX32.STOP.OUT
161	Oxygenation Train 2 Mixer 41 Motor Star	DO	2	1	7					T2MIX41.STRT.OUT
162	Oxygenation Train 2 Mixer 41 Motor Stop	DO	2	1	8					T2MIX41.STOP.OUT
163	Oxygenation Train 2 Mixer 42 Motor Star	DO	2	1	10					T2MIX42.STRT.OUT
164	Oxygenation Train 2 Mixer 42 Motor Stop	DO	2	1	11					T2MIX42.STOP.OUT
165	Oxygenation Train 2 Mixer 51 Motor Star	DO	2	1	12					T2MIX51.STRT.OUT
166	Oxygenation Train 2 Mixer 51 Motor Stop	DO	2	1	13					T2MIX51.STOP.OUT
167	Oxygenation Train 2 Mixer 52 Motor Star	DO	2	1	14					T2MIX52.STRT.OUT
168	Oxygenation Train 2 Mixer 52 Motor Stop	DO	2	1	15					T2MIX52.STOP.OUT
169	Oxygenation Train 2 Mixer 61 Motor Star	DO	2	1	16					T2MIX61.STRT.OUT
170	Oxygenation Train 2 Mixer 61 Motor Stop	DO	2	2	1					T2MIX61.STOP.OUT
171	Oxygenation Train 2 Mixer 62 Motor Star	DO	2	2	2					T2MIX62.STRT.OUT
172	Oxygenation Train 2 Mixer 62 Motor Stop	DO	2	2	3					T2MIX62.STOP.OUT
173	Oxygenation Train 1 Purge Blower 1 Motor Star	DO	2	2	4					BLWR1.STRT.OUT
174	Oxygenation Train 1 Purge Blower 1 Motor Stop	DO	2	2	5					BLWR1.STOP.OUT
175	Oxygenation Train 2 Purge Blower 2 Motor Star	DO	2	2	6					BLWR2.STRT.OUT
176	Oxygenation Train 2 Purge Blower 2 Motor Stop	DO	2	2	7					BLWR2.STOP.OUT
177	Oxygenation Train 3 Mixer 11 Motor Star	DO	2	2	8					T3MIX11.STRT.OUT
178	Oxygenation Train 3 Mixer 11 Motor Stop	DO	2	2	10					T3MIX11.STOP.OUT
179	Oxygenation Train 3 Mixer 12 Motor Star	DO	2	2	11					T3MIX12.STRT.OUT
180	Oxygenation Train 3 Mixer 12 Motor Stop	DO	2	2	12					T3MIX12.STOP.OUT
181	Oxygenation Train 3 Mixer 21 Motor Star	DO	2	2	13					T3MIX21.STRT.OUT
182	Oxygenation Train 3 Mixer 21 Motor Stop	DO	2	2	14					T3MIX21.STOP.OUT
183	Oxygenation Train 3 Mixer 22 Motor Star	DO	2	2	15					T3MIX22.STRT.OUT
184	Oxygenation Train 3 Mixer 22 Motor Stop	DO	2	2	16					T3MIX22.STOP.OUT
185	Oxygenation Train 3 Mixer 31 Motor Star	DO	2	3	1					T3MIX31.STRT.OUT
186	Oxygenation Train 3 Mixer 31 Motor Stop	DO	2	3	2					T3MIX31.STOP.OUT
187	Oxygenation Train 3 Mixer 32 Motor Star	DO	2	3	3					T3MIX32.STRT.OUT
188	Oxygenation Train 3 Mixer 32 Motor Stop	DO	2	3	4					T3MIX32.STOP.OUT
189	Oxygenation Train 3 Mixer 41 Motor Star	DO	2	3	5					T3MIX41.STRT.OUT
190	Oxygenation Train 3 Mixer 41 Motor Stop	DO	2	3	6					T3MIX41.STOP.OUT
191	Oxygenation Train 3 Mixer 42 Motor Star	DO	2	3	7					T3MIX42.STRT.OUT
192	Oxygenation Train 3 Mixer 42 Motor Stop	DO	2	3	8					T3MIX42.STOP.OUT
193	Oxygenation Train 3 Mixer 51 Motor Star	DO	2	3	10					T3MIX51.STRT.OUT
194	Oxygenation Train 3 Mixer 51 Motor Stop	DO	2	3	11					T3MIX51.STOP.OUT
195	Oxygenation Train 3 Mixer 52 Motor Star	DO	2	3	12					T3MIX52.STRT.OUT
196	Oxygenation Train 3 Mixer 52 Motor Stop	DO	2	3	13					T3MIX52.STOP.OUT
197	Oxygenation Train 3 Mixer 61 Motor Star	DO	2	3	14					T3MIX61.STRT.OUT
198	Oxygenation Train 3 Mixer 61 Motor Stop	DO	2	3	15					T3MIX61.STOP.OUT
199	Oxygenation Train 3 Mixer 62 Motor Star	DO	2	3	16					T3MIX62.STRT.OUT
200	Oxygenation Train 3 Mixer 62 Motor Stop	DO	2	4	1					T3MIX62.STOP.OUT
201	Oxygenation Train 4 Mixer 11 Motor Star	DO	2	4	2					T4MIX11.STRT.OUT
202	Oxygenation Train 4 Mixer 11 Motor Stop	DO	2	4	3					T4MIX11.STOP.OUT
203	Oxygenation Train 4 Mixer 12 Motor Star	DO	2	4	4					T4MIX12.STRT.OUT
204	Oxygenation Train 4 Mixer 12 Motor Stop	DO	2	4	5					T4MIX12.STOP.OUT
205	Oxygenation Train 4 Mixer 21 Motor Star	DO	2	4	6					T4MIX21.STRT.OUT
206	Oxygenation Train 4 Mixer 21 Motor Stop	DO	2	4	7					T4MIX21.STOP.OUT
207	Oxygenation Train 4 Mixer 22 Motor Star	DO	2	4	8					T4MIX22.STRT.OUT
208	Oxygenation Train 4 Mixer 22 Motor Stop	DO	2	4	10					T4MIX22.STOP.OUT
209	Oxygenation Train 4 Mixer 31 Motor Star	DO	2	4	11					T4MIX31.STRT.OUT
210	Oxygenation Train 4 Mixer 31 Motor Stop	DO	2	4	12					T4MIX31.STOP.OUT
211	Oxygenation Train 4 Mixer 32 Motor Star	DO	2	4	13					T4MIX32.STRT.OUT
212	Oxygenation Train 4 Mixer 32 Motor Stop	DO	2	4	14					T4MIX32.STOP.OUT
213	Oxygenation Train 4 Mixer 41 Motor Star	DO	2	4	15					T4MIX41.STRT.OUT
214	Oxygenation Train 4 Mixer 41 Motor Stop	DO	2	4	16					T4MIX41.STOP.OUT
215	Oxygenation Train 4 Mixer 42 Motor Star	DO	2	5	1					T4MIX42.STRT.OUT
216	Oxygenation Train 4 Mixer 42 Motor Stop	DO	2	5	2					T4MIX42.STOP.OUT
217	Oxygenation Train 4 Mixer 51 Motor Star	DO	2	5	3					T4MIX51.STRT.OUT
218	Oxygenation Train 4 Mixer 51 Motor Stop	DO	2	5	4					T4MIX51.STOP.OUT
219	Oxygenation Train 4 Mixer 52 Motor Star	DO	2	5	5					T4MIX52.STRT.OUT
220	Oxygenation Train 4 Mixer 52 Motor Stop	DO	2	5	6					T4MIX52.STOP.OUT
221	Oxygenation Train 4 Mixer 61 Motor Star	DO	2	5	7					T4MIX61.STRT.OUT
222	Oxygenation Train 4 Mixer 61 Motor Stop	DO	2	5	8					T4MIX61.STOP.OUT
223	Oxygenation Train 4 Mixer 62 Motor Star	DO	2	5	10					T4MIX62.STRT.OUT
224	Oxygenation Train 4 Mixer 62 Motor Stop	DO	2	5	11					T4MIX62.STOP.OUT
225	Oxygenation Train 3 Purge Blower 3 Motor Star	DO	2	5	12					BLWR3.STRT.OUT
226	Oxygenation Train 3 Purge Blower 3 Motor Stop	DO	2	5	13					BLWR3.STOP.OUT
227	Oxygenation Train 4 Purge Blower 4 Motor Star	DO	2	5	14					BLWR4.STRT.OUT
228	Oxygenation Train 4 Purge Blower 4 Motor Stop	DO	2	5	15					BLWR4.STOP.OUT

MIAMI-DADE WATER AND SEWER DEPARTMENT  
 CENTRAL DISTRICT WASTE WATER TREATMENT PLANT  
 INPUT/OUTPUT LIST  
 RTU CD27 UNOX PLANT 2

ITEM	DESCRIPTION	SIG.TYP	RACK	CARD	POINT	PT. CONN.	SPARE	ZERO	SPAN	SIGNAL NAME
229	Emergency Bell	DO	2	5	16					EMERGENCY.ALARM.OUT
230	SPARE	DO	2	6	1		1			..
231	SPARE	DO	2	6	2		1			..
232	SPARE	DO	2	6	3		1			..
233	SPARE	DO	2	6	4		1			..
234	SPARE	DO	2	6	5		1			..
235	SPARE	DO	2	6	6		1			..
236	SPARE	DO	2	6	7		1			..
237	SPARE	DO	2	6	8		1			..
238	SPARE	DO	2	6	10		1			..
239	SPARE	DO	2	6	11		1			..
240	SPARE	DO	2	6	12		1			..
241	SPARE	DO	2	6	13		1			..
242	SPARE	DO	2	6	14		1			..
243	SPARE	DO	2	6	15		1			..
244	SPARE	DO	2	6	16		1			..
245	<b>BLANK</b>	<b>Blank</b>	<b>1</b>	<b>7</b>						
246	<b>BLANK</b>	<b>Blank</b>	<b>1</b>	<b>8</b>						

MIAMI-DADE WATER AND SEWER DEPARTMENT  
CENTRAL DISTRICT WASTE WATER TREATMENT PLANT  
INPUT/OUTPUT LIST  
RTU CD28 REUSE FILTER

ITEM	DESCRIPTION	SIG. TYPE	RACK	CARD	POINT	ZERO	SPAN	SIGNAL NAME
1	Pump1 HOA Selector Switch	DI	1	1	1			PUMP1_HOA_IN
2	Pump1 Run Status	DI	1	1	2			PUMP1_STAT_IN
3	Pump1 Overload	DI	1	1	3			PUMP1_FAULT_IN
4	Pump2 HOA Selector Switch	DI	1	1	4			PUMP2_HOA_IN
5	Pump2 Run Status	DI	1	1	5			PUMP2_STAT_IN
6	Pump2 Overload	DI	1	1	6			PUMP2_FAULT_IN
7	Pump3 HOA Selector Switch	DI	1	1	7			PUMP3_HOA_IN
8	Pump3 Run Status	DI	1	1	8			PUMP3_STAT_IN
9	Pump3 Overload	DI	1	1	9			PUMP3_FAULT_IN
10	Pump4 HOA Selector Switch	DI	1	1	10			PUMP4_HOA_IN
11	Pump4 Run Status	DI	1	1	11			PUMP4_STAT_IN
12	Pump4 Overload	DI	1	1	12			PUMP4_FAULT_IN
13	Pump5 HOA Selector Switch	DI	1	1	13			PUMP5_HOA_IN
14	Pump5 Run Status	DI	1	1	14			PUMP5_STAT_IN
15	Pump5 Overload	DI	1	1	15			PUMP5_FAULT_IN
16	Power Fail	DI	1	1	16			POWER_FAIL_IN
17	No Flow Switch	DI	1	2	1			NO_FLOW_SW_IN
18	Suction Level Float Switch	DI	1	2	2			SUCLVL_FLOAT_IN
19	Alarm Silence	DI	1	2	3			ALARM_SILENCE_IN
20	Supply Valve Opened	DI	1	2	4			SUPPLY_VLVOPEN_IN
21	Supply Valve Closed	DI	1	2	5			SUPPLY_VLVCLOSE_IN
22	Spare	DI	1	2	6			
23	Spare	DI	1	2	7			
24	Spare	DI	1	2	8			
25	Spare	DI	1	2	9			
26	Spare	DI	1	2	10			
27	Spare	DI	1	2	11			
28	Spare	DI	1	2	12			
29	Spare	DI	1	2	13			
30	Spare	DI	1	2	14			
31	Spare	DI	1	2	15			
32	RTU NETWORK SWITCH FAILURE	DI	1	2	16			RTU_SWITCH_IN
33	Discharge Pressure	AI	1	4	1			DISCH_PRESS_AIN
34	Output Flow	AI	1	4	2			OUTPUT_FLOW_AIN
35	Input Flow	AI	1	4	3			INFL_FLOW_AIN
36	Chlorine Residual	AI	1	4	4			CHLORINE_RES_AIN
37	Turbidity	AI	1	4	5			TURBIDITY_STAT_AIN
38	pH	AI	1	4	6			PH_STAT_AIN
39	Input Valve Position	AI	1	4	7			SUPPLY_VLVPOS_AIN
40	Storage Tank Level	AI	1	4	8			STANK_LVL_AIN
41	Spare	AI	1	5	1			
42	Spare	AI	1	5	2			
43	Spare	AI	1	5	3			
44	Spare	AI	1	5	4			
45	Spare	AI	1	5	5			
46	Spare	AI	1	5	6			
47	Spare	AI	1	5	7			
48	Spare	AI	1	5	8			
49	Supply Valve Position	AO	1	6	1			SUPPLY_VLVPOS_AOUT
50	Spare	AO	1	6	2			
51	Spare	AO	1	6	3			
52	Spare	AO	1	6	4			
53	Pump 1 Start	DO	1	7	1			PUMP1_START_OUT
54	Pump 2 Start	DO	1	7	2			PUMP2_START_OUT
55	Pump 3 Start	DO	1	7	3			PUMP3_START_OUT
56	Pump 4 Start	DO	1	7	4			PUMP4_START_OUT
57	Pump 5 Start	DO	1	7	5			PUMP5_START_OUT
58	Low System Alarm Light	DO	1	7	6			LOWSYS_ALRM_OUT
59	Low Suction Level Shutdown	DO	1	7	7			LOWSUC_LVL_OUT
60	Alarm Horn	DO	1	7	8			ALRM_HORN_OUT
61	Common Alarm Relay	DO	1	7	9			COMMON_ALRM_OUT
62	Influent Valve Open	DO	1	7	10			INFL_VLV_OPEN
63	Influent Valve Close	DO	1	7	11			INFL_VLV_CLOSE
64	Spare	DO	1	7	12			
65	Spare	DO	1	7	13			
66	Spare	DO	1	7	14			
67	Spare	DO	1	7	15			
68	Spare	DO	1	7	16			

MIAMI-DADE WATER AND SEWER DEPARTMENT  
 CENTRAL DISTRICT WASTE WATER TREATMENT PLANT  
 INPUT/OUTPUT LIST  
 RTU CD28 REUSE FILTER

ITEM	DESCRIPTION	SIG. TYPE	RACK	CARD	POINT	ZERO	SPAN	SIGNAL NAME
------	-------------	-----------	------	------	-------	------	------	-------------

	Points	Boards	Spare
<b>AI</b>	16	2.000	
<b>AO</b>	4	1.000	
<b>DI</b>	32	2.000	
<b>DO</b>	16	1.000	
<b>Spare AI</b>	8		50%
<b>Spare AO</b>	3		75%
<b>Spare DI</b>	11		34%
<b>Spare DO</b>	5		31%
<b>Total</b>	68	6.00	

MIAMI-DADE WATER AND SEWER DEPARTMENT  
 CENTRAL DISTRICT WASTE WATER TREATMENT PLANT  
 INPUT/OUTPUT LIST  
 RTU CD101 M-99 KEY BISCAYNE METER

ITEM	DESCRIPTION	SIG. TYPE	RACK	CARD	POINT	PT. CONN	SPARE	ZERO	SPAN	SIGNAL NAME
1	PRESSURE TRANSMITTER	8-AI	1	8	1	1				PRESSURE_TRANS
2	FLOW TRANSMITTER	8-AI	1	8	2	1				FLOW_TRANS
3	LEVEL TRANSMITTER	8-AI	1	8	3		1			LEVEL_TRANS
4	SPARE-AI	8-AI	1	8	4		1			
5	SPARE-AI	8-AI	1	8	5		1			
6	SPARE-AI	8-AI	1	8	6		1			
7	SPARE-AI	8-AI	1	8	7		1			
8	SPARE-AI	8-AI	1	8	8		1			
9	BATTERY LOW	16-DI	1	4	1	1				RTU_BATFLOW_IN
10	AC FAIL	16-DI	1	4	2	1				RTU_ACFAIL_IN
11	SURGE SUPPRESSOR	16-DI	1	4	3	1				RTU_SURGE_IN
12	SPARE-DI	16-DI	1	4	4		1			
13	SPARE-DI	16-DI	1	4	5		1			
14	SPARE-DI	16-DI	1	4	6		1			
15	SPARE-DI	16-DI	1	4	7		1			
16	SPARE-DI	16-DI	1	4	8		1			
17	SPARE-DI	16-DI	1	4	9		1			
18	SPARE-DI	16-DI	1	4	10		1			
19	SPARE-DI	16-DI	1	4	11		1			
20	SPARE-DI	16-DI	1	4	12		1			
21	SPARE-DI	16-DI	1	4	13		1			
22	SPARE-DI	16-DI	1	4	14		1			
23	SPARE-DI	16-DI	1	4	15		1			
24	SPARE-DI	16-DI	1	4	16		1			
25	SPARE-DO	16-DO	1	6	1		1			
26	SPARE-DO	16-DO	1	6	2		1			
27	SPARE-DO	16-DO	1	6	3		1			
28	SPARE-DO	16-DO	1	6	4		1			
29	SPARE-DO	16-DO	1	6	5		1			
30	SPARE-DO	16-DO	1	6	6		1			
31	SPARE-DO	16-DO	1	6	7		1			
32	SPARE-DO	16-DO	1	6	8		1			
33	SPARE-DO	16-DO	1	6	9		1			
34	SPARE-DO	16-DO	1	6	10		1			
35	SPARE-DO	16-DO	1	6	11		1			
36	SPARE-DO	16-DO	1	6	12		1			
37	SPARE-DO	16-DO	1	6	13		1			
38	SPARE-DO	16-DO	1	6	14		1			
39	SPARE-DO	16-DO	1	6	15		1			
40	SPARE-DO	16-DO	1	6	16		1			

	Points	Boards	Spare
4-AI	0	0	
8-AI	8	1	
2-AO	0	0	
4-AO	0	0	
8-DI	0	0	
16-DI	16	1	
8-DO	0	0	
16-DO	16	1	
Spare AI	5		63%
Spare AO	0		#DIV/0!
Spare DI	13		81.25%
Spare DO	16		100%
<b>Total</b>	<b>40</b>	<b>3</b>	

**TOTAL CONNECTED** 5  
**PERCENTAGE CONNECTED + SPARES** 20.83%  
**SPARES** 35

## **South District Wastewater Treatment Plant I/O List**

MIAMI-DADE WATER AND SEWER DEPARTMENT  
SOUTH DISTRICT WASTE WATER TREATMENT PLANT  
INPUT/OUTPUT LIST  
RTU SD01 SCRUBBER BUILDING 1, GRIT 1

ITEM	DESCRIPTION	SIG. TYPE	RACK	CARD	POINT	PT. CONN	SPARE	ZERO	SPAN	SIGNAL NAME
1	Air Scrubber 1 pH Meter	8-AI	1	6	1	1		0	14	ANALYZR1_PH
2	Air Scrubber 2 pH Meter	8-AI	1	6	2	1		0	14	ANALYZR2_PH
3	Air Scrubber 3 pH Meter	8-AI	1	6	3	1		0	14	ANALYZR3_PH
4	Stage 1 pH Meter	8-AI	1	6	4	1		0	14	CHLOR1_RESID
5	Stage 2 pH Meter	8-AI	1	6	5	1		0	14	CHLOR2_RESID
6	Chlorine Residual Meter 3	8-AI	1	6	6	1		0	14	CHLOR3_RESID
7	Room Temperature	8-AI	1	6	7	1		0	150	ROOM_TEMP
8	SPARE-AI	8-AI	1	6	8		1			
9	SPARE-AI	8-AI	1	7	1		1			
10	SPARE-AI	8-AI	1	7	2		1			
11	SPARE-AI	8-AI	1	7	3		1			
12	SPARE-AI	8-AI	1	7	4		1			
13	SPARE-AI	8-AI	1	7	5		1			
14	SPARE-AI	8-AI	1	7	6		1			
15	SPARE-AI	8-AI	1	7	7		1			
16	SPARE-AI	8-AI	1	7	8		1			
17	Plant1 Influent Flow (Mag Meter)	8-AI	2	5	1	1		0	200	INFMAG_FLOW_IN
18	Plant1 Influent Flow (Venturi Meter)	8-AI	2	5	2	1		0	200	INFVEN_SQR
19	Plant1 Raw Meter Inlet Gate Position (future)	8-AI	2	5	3	1		0	100	INLET_POS
20	Plant1 Raw Meter Inlet Gate Open (future)	8-AI	2	5	4	1		0	100	INLET_OPEN
21	Plant1 Raw Meter Inlet Gate Close (future)	8-AI	2	5	5	1		0	100	INLET_CLOSE
22	Plant1 Raw Meter Inlet Gate Stop (future)	8-AI	2	5	6	1		0	100	INLET_STOP
23	Plant1 Raw Meter Outlet Gate Position (future)	8-AI	2	5	7	1		0	100	OUTLET_POS
24	Plant1 Raw Meter Outlet Gate Open (future)	8-AI	2	5	8	1		0	100	OUTLET_OPEN
25	Plant1 Raw Meter Outlet Gate Close (future)	8-AI	2	6	1	1		0	100	OUTLET_CLOSE
26	Plant1 Raw Meter Outlet Gate Stop (future)	8-AI	2	6	2	1		0	100	OUTLET_STOP
27	Plant1 Raw Meter Bypass Gate Position (future)	8-AI	2	6	3	1		0	100	BYPASS_POS
28	Plant1 Raw Meter Bypass Gate Open (future)	8-AI	2	6	4	1		0	100	BYPASS_OPEN
29	Plant1 Raw Meter Bypass Gate Close (future)	8-AI	2	6	5	1		0	100	BYPASS_CLOSE
30	Plant1 Raw Meter Bypass Gate Stop (future)	8-AI	2	6	6	1		0	100	BYPASS_STOP
31	East Flume Influent Valve Position	8-AI	2	6	7	1		0	100	EFINFL_VLVPOS
32	West Flume Influent Valve Position	8-AI	2	6	8	1		0	100	WFINFL_VLVPOS
33	Influent Temperature (future)	8-AI	2	7	1	1		0	100	INFL_TEMP
34	Influent pH (future)	8-AI	2	7	2	1		0	100	INFL_PH
35	Influent Disolved Oxygen (future)	8-AI	2	7	3	1		0	100	INFL_DISOXY
36	SPARE-AI	8-AI	2	7	4		1			
37	SPARE-AI	8-AI	2	7	5		1			
38	SPARE-AI	8-AI	2	7	6		1			
39	SPARE-AI	8-AI	2	7	7		1			
40	SPARE-AI	8-AI	2	7	8		1			
41	SPARE-AO	4-AO	1	8	1		1			
42	SPARE-AO	4-AO	1	8	2		1			
43	SPARE-AO	4-AO	1	8	3		1			
44	SPARE-AO	4-AO	1	8	4		1			
45	SPARE-AO	4-AO	2	8	1		1			
46	SPARE-AO	4-AO	2	8	2		1			
47	SPARE-AO	4-AO	2	8	3		1			
48	SPARE-AO	4-AO	2	8	4		1			
49	Scrubber Blower 1 Motor	16-DI	1	1	1	1				SCR1BLWR_STAT_IN
50	Scrubber Blower 2 Motor	16-DI	1	1	2	1				SCR2BLWR_STAT_IN
51	Scrubber Chemical Recirc. Pump 1-1 Motor	16-DI	1	1	3	1				SCR1REC1_STAT_IN
52	Scrubber Chemical Recirc. Pump 1-2 Motor	16-DI	1	1	4	1				SCR1REC2_STAT_IN
53	Scrubber Chemical Recirc. Pump 2-1 Motor	16-DI	1	1	5	1				SCR2REC1_STAT_IN
54	Scrubber Chemical Recirc. Pump 2-2 Motor	16-DI	1	1	6	1				SCR2REC2_STAT_IN
55	Scrubber Chemical Recirc. Pump 3-1 Motor	16-DI	1	1	7	1				SCR3REC1_STAT_IN
56	Scrubber Chemical Recirc. Pump 3-2 Motor	16-DI	1	1	8	1				SCR3REC2_STAT_IN
57	Caustic Soda Feed Pump 1-1 Motor	16-DI	1	1	9	1				SCR1BLCH_STAT_IN
58	Caustic Soda Feed Pump 1-2 Motor	16-DI	1	1	10	1				SCR2BLCH_STAT_IN
59	Caustic Soda Feed Pump 1-3 Motor	16-DI	1	1	11	1				SCR3BLCH_STAT_IN
60	Caustic Soda Feed Pump 2-1 Motor	16-DI	1	1	12	1				SCRBLCH_STAT_IN
61	Caustic Soda Feed Pump 2-2 Motor	16-DI	1	1	13	1				SCR1CHEM_STAT_IN
62	Sump Pump 1 Status	16-DI	1	1	14	1				SCR2CHEM_STAT_IN
63	Sump Pump 2 Status	16-DI	1	1	15	1				SCR3CHEM_STAT_IN
64	RTU Network Switch	16-DI	1	1	16	1				RTU_SWITCH_IN
65	SCRUBBER 1 AC FAILURE ALARM	16-DI	1	2	1	1				ACFAIL_IN
66	SCRUBBER 1 BATTERY LOW ALARM	16-DI	1	2	2	1				BATTERY_LOW_IN
67	SCRUBBER 1 SURGE PROTECTOR ALARM	16-DI	1	2	3	1				ACSURGE_FAIL_IN
68	Fire Alarm	16-DI	1	2	4	1				FIREA_ALRM_IN
69	Mix/Transfer Pump 1 Motor	16-DI	1	2	5	1				MIXPMP1_STAT_IN
70	Mix/Transfer Pump 2 Motor	16-DI	1	2	6	1				MIXPMP2_STAT_IN
71	SPARE-DI	16-DI	1	2	7		1			
72	SPARE-DI	16-DI	1	2	8		1			
73	SPARE-DI	16-DI	1	2	9		1			
74	SPARE-DI	16-DI	1	2	10		1			
75	SPARE-DI	16-DI	1	2	11		1			
76	SPARE-DI	16-DI	1	2	12		1			



MIAMI-DADE WATER AND SEWER DEPARTMENT  
SOUTH DISTRICT WASTE WATER TREATMENT PLANT  
INPUT/OUTPUT LIST  
RTU SD01 SCRUBBER BUILDING 1, GRIT 1

ITEM	DESCRIPTION	SIG. TYPE	RACK	CARD	POINT	PT. CONN	SPARE	ZERO	SPAN	SIGNAL NAME
77	SPARE-DI	16-DI	1	2	13		1			
78	SPARE-DI	16-DI	1	2	14		1			
79	SPARE-DI	16-DI	1	2	15		1			
80	SPARE-DI	16-DI	1	2	16		1			
81	East Flume Influent Valve Status	16-DI	2	1	1	1				EFINFLV_STAT_IN
82	West Flume Influent Valve Status	16-DI	2	1	2	1				WFINFLV_STAT_IN
83	Barscreen 1 Status	16-DI	2	1	3	1				BARSC1_STAT_IN
84	Barscreen 2 Status	16-DI	2	1	4	1				BARSC2_STAT_IN
85	Barscreen 3 Status	16-DI	2	1	5	1				BARSC3_STAT_IN
86	Barscreen 4 Status	16-DI	2	1	6	1				BARSC4_STAT_IN
87	Barscreen Conveyor 1 Status	16-DI	2	1	7	1				BSCON1_STAT_IN
88	Barscreen Conveyor 2 Status	16-DI	2	1	8	1				BSCON2_STAT_IN
89	Grit Collector East Status	16-DI	2	1	9	1				EGCOLE_STAT_IN
90	Grit Collector West Status	16-DI	2	1	10	1				WGCOLE_STAT_IN
91	Grit Collector East Shear Pin Alarm	16-DI	2	1	11	1				ESHEARPIN_ALRM_IN
92	Grit Collector West Shear Pin Alarm	16-DI	2	1	12	1				WSHEARPIN_ALRM_IN
93	Grit Screw Conveyor East Status	16-DI	2	1	13	1				ESCONV_STAT_IN
94	Grit Screw Conveyor West Status	16-DI	2	1	14	1				WSCONV_STAT_IN
95	Aeration Blower 1 Status	16-DI	2	1	15	1				BLWR1_STAT_IN
96	Aeration Blower 2 Status	16-DI	2	1	16	1				BLWR2_STAT_IN
97	Aeration Blower 3 Status	16-DI	2	2	1	1				BLWR3_STAT_IN
98	Aeration Blower 1 Vibration Alarm	16-DI	2	2	2	1				BLWR1_ALRM_IN
99	Aeration Blower 2 Vibration Alarm	16-DI	2	2	3	1				BLWR2_ALRM_IN
100	Aeration Blower 3 Vibration Alarm	16-DI	2	2	4	1				BLWR3_ALRM_IN
101	Dewatering Pump 1 Status	16-DI	2	2	5	1				DWPMP1_STAT_IN
102	Dewatering Pump 2 Status	16-DI	2	2	6	1				DWPMP2_STAT_IN
103	Sump Pump 1 Status	16-DI	2	2	7	1				SMPMP1_STAT_IN
104	Sump Pump 2 Status	16-DI	2	2	8	1				SMPMP2_STAT_IN
105	Sump Pump 3 Status	16-DI	2	2	9	1				SMPMP3_STAT_IN
106	Sump Pump 4 Status	16-DI	2	2	10	1				SMPMP4_STAT_IN
107	Meter Pit High Water Level Alarm	16-DI	2	2	11	1				PIT_HILVL_IN
108	Basement Flooding Alarm	16-DI	2	2	12	1				BFLOOD_ALRM_IN
109	Barscreen Channel High Water Level	16-DI	2	2	13	1				CHANNEL_HILVL_IN
110	GRIT 1 AC FAILURE ALARM	16-DI	2	2	14	1				RTU_ACFAIL_IN
111	GRIT 1 BATTERY LOW ALARM	16-DI	2	2	15	1				RTU_BATLOW_IN
112	GRIT 1 SURGE PROTECTOR ALARM	16-DI	2	2	16	1				RTU_SURGE_IN
113	SPARE-DI	16-DI	2	3	1		1			
114	SPARE-DI	16-DI	2	3	2		1			
115	SPARE-DI	16-DI	2	3	3		1			
116	SPARE-DI	16-DI	2	3	4		1			
117	SPARE-DI	16-DI	2	3	5		1			
118	SPARE-DI	16-DI	2	3	6		1			
119	SPARE-DI	16-DI	2	3	7		1			
120	SPARE-DI	16-DI	2	3	8		1			
121	SPARE-DI	16-DI	2	3	9		1			
122	SPARE-DI	16-DI	2	3	10		1			
123	SPARE-DI	16-DI	2	3	11		1			
124	SPARE-DI	16-DI	2	3	12		1			
125	SPARE-DI	16-DI	2	3	13		1			
126	SPARE-DI	16-DI	2	3	14		1			
127	SPARE-DI	16-DI	2	3	15		1			
128	SPARE-DI	16-DI	2	3	16		1			
129	Scrubber Blower 1 Motor Start	16-DO	1	3	1	1				SCR1BLWR_START_OUT
130	Scrubber Blower 1 Motor Stop	16-DO	1	3	2	1				SCR1BLWR_STOP_OUT
131	Scrubber Blower 2 Motor Start	16-DO	1	3	3	1				SCR2BLWR_START_OUT
132	Scrubber Blower 2 Motor Stop	16-DO	1	3	4	1				SCR2BLWR_STOP_OUT
133	Scrubber Chemical Recirc. Pump 1-1 Motor start	16-DO	1	3	5	1				SCR1REC1_START_OUT
134	Scrubber Chemical Recirc. Pump 1-1 Motor stop	16-DO	1	3	6	1				SCR1REC1_STOP_OUT
135	Scrubber Chemical Recirc. Pump 1-2 Motor start	16-DO	1	3	7	1				SCR1REC2_START_OUT
136	Scrubber Chemical Recirc. Pump 1-2 Motor stop	16-DO	1	3	8	1				SCR1REC2_STOP_OUT
137	Scrubber Chemical Recirc. Pump 2-1 Motor start	16-DO	1	3	9	1				SCR2REC1_START_OUT
138	Scrubber Chemical Recirc. Pump 2-1 Motor stop	16-DO	1	3	10	1				SCR2REC1_STOP_OUT
139	Scrubber Chemical Recirc. Pump 2-2 Motor start	16-DO	1	3	11	1				SCR2REC2_START_OUT
140	Scrubber Chemical Recirc. Pump 2-2 Motor stop	16-DO	1	3	12	1				SCR2REC2_STOP_OUT
141	Scrubber Chemical Recirc. Pump 3-1 Motor start	16-DO	1	3	13	1				SCR3REC1_START_OUT
142	Scrubber Chemical Recirc. Pump 3-1 Motor stop	16-DO	1	3	14	1				SCR3REC1_STOP_OUT
143	Scrubber Chemical Recirc. Pump 3-2 Motor start	16-DO	1	3	15	1				SCR3REC2_START_OUT
144	Scrubber Chemical Recirc. Pump 3-2 Motor stop	16-DO	1	3	16	1				SCR3REC2_STOP_OUT
145	Caustic Soda Feed Pump 1-1 Motor Start	16-DO	1	4	1	1				SCR1BLCH_START_OUT
146	Caustic Soda Feed Pump 1-1 Motor Stop.	16-DO	1	4	2	1				SCR1BLCH_STOP_OUT
147	Caustic Soda Feed Pump 1-2 Motor Start.	16-DO	1	4	3	1				SCR2BLCH_START_OUT
148	Caustic Soda Feed Pump 1-2 Motor Stop.	16-DO	1	4	4	1				SCR2BLCH_STOP_OUT
149	Caustic Soda Feed Pump 1-3 Motor Start.	16-DO	1	4	5	1				SCR3BLCH_START_OUT
150	Caustic Soda Feed Pump 1-3 Motor Stop.	16-DO	1	4	6	1				SCR3BLCH_STOP_OUT
151	Caustic Soda Feed Pump 2-1 Motor Start.	16-DO	1	4	7	1				SCRBLCH_START_OUT
152	Caustic Soda Feed Pump 2-1 Motor Stop.	16-DO	1	4	8	1				SCRBLCH_STOP_OUT

MIAMI-DADE WATER AND SEWER DEPARTMENT  
SOUTH DISTRICT WASTE WATER TREATMENT PLANT  
INPUT/OUTPUT LIST  
RTU SD01 SCRUBBER BUILDING 1, GRIT 1

ITEM	DESCRIPTION	SIG. TYPE	RACK	CARD	POINT	PT. CONN	SPARE	ZERO	SPAN	SIGNAL NAME
153	Caustic Soda Feed Pump 2-2 Motor Start.	16-DO	1	4	9	1				SCR1CHEM_START_OUT
154	Caustic Soda Feed Pump 2-2 Motor Stop.	16-DO	1	4	10	1				SCR1CHEM_STOP_OUT
155	Chemical feed Pump scrubber 2 Motor Start	16-DO	1	4	11	1				SCR2CHEM_START_OUT
156	Chemical feed Pump scrubber 2 Motor Stop	16-DO	1	4	12	1				SCR2CHEM_STOP_OUT
157	Chemical feed Pump scrubber 3 Motor Start	16-DO	1	4	13	1				SCR3CHEM_START_OUT
158	Chemical feed Pump scrubber 3 Motor Stop	16-DO	1	4	14	1				SCR3CHEM_STOP_OUT
159	Chemical feed Pump standby Motor Start	16-DO	1	4	15	1				SCRCHEM_START_OUT
160	Chemical feed Pump standby Motor Stop	16-DO	1	4	16	1				SCRCHEM_STOP_OUT
161	SPARE-DO	16-DO	1	5	1		1			
162	SPARE-DO	16-DO	1	5	2		1			
163	SPARE-DO	16-DO	1	5	3		1			
164	SPARE-DO	16-DO	1	5	4		1			
165	SPARE-DO	16-DO	1	5	5		1			
166	SPARE-DO	16-DO	1	5	6		1			
167	SPARE-DO	16-DO	1	5	7		1			
168	SPARE-DO	16-DO	1	5	8		1			
169	SPARE-DO	16-DO	1	5	9		1			
170	SPARE-DO	16-DO	1	5	10		1			
171	SPARE-DO	16-DO	1	5	11		1			
172	SPARE-DO	16-DO	1	5	12		1			
173	SPARE-DO	16-DO	1	5	13		1			
174	SPARE-DO	16-DO	1	5	14		1			
175	SPARE-DO	16-DO	1	5	15		1			
176	SPARE-DO	16-DO	1	5	16		1			
177	East Flume Influent Valve Open	16-DO	2	4	1	1				EFIVLV_OPEND_OUT
178	East Flume Influent Valve Close	16-DO	2	4	2	1				EFIVLV_CLSD_OUT
179	East Flume Influent Valve Stop	16-DO	2	4	3	1				EFIVLV_STOP_OUT
180	West Flume Influent Valve Open	16-DO	2	4	4	1				WFIVLV_OPEND_OUT
181	West Flume Influent Valve Close	16-DO	2	4	5	1				WFIVLV_CLS_OUT
182	WestFlume Influent Valve Stop	16-DO	2	4	6	1				WFIVLV_STOP_OUT
183	Dewatering Pump 1 Start	16-DO	2	4	7	1				DWPMP1_STRT_OUT
184	Dewatering Pump 1 Stop	16-DO	2	4	8	1				DWPMP1_STOP_OUT
185	Dewatering Pump 2 Start	16-DO	2	4	9	1				DWPMP2_STRT_OUT
186	Dewatering Pump 2 Stop	16-DO	2	4	10	1				DWPMP2_STOP_OUT
187	Emergency Alarm Silence (Reset)	16-DO	2	4	11	1				EMGRST_ALRM_OUT
188	SPARE-DO	16-DO	2	4	12		1			
189	SPARE-DO	16-DO	2	4	13		1			
190	SPARE-DO	16-DO	2	4	14		1			
191	SPARE-DO	16-DO	2	4	15		1			
192	SPARE-DO	16-DO	2	4	16		1			

**NOTE:**  
SIGNAL NAMES CHANGED

	Points	Boards	Spare
4-AI	0	0	
8-AI	40	5	
2-AO	0	0	
4-AO	8	2	
8-DI	0	0	
16-DI	80	5	
8-DO	0	0	
16-DO	64	4	
Spare AI	14		35%
Spare AO	8		100%
Spare DI	26		33%
Spare DO	21		33%
<b>Total</b>	<b>192</b>	<b>16</b>	

**TOTAL CONNECTED** 123  
**PERCENTAGE CONNECTED + SPARES** 100.00%  
**SPARES** 69

MIAMI-DADE WATER AND SEWER DEPARTMENT  
SOUTH DISTRICT WASTE WATER TREATMENT PLANT  
INPUT/OUTPUT LIST  
RTU SD03 SCRUBBER BUILDING 2, GRIT 2

ITEM	DESCRIPTION	SIG.TYPE	RACK	CARD	POINT	PT. CONN	SPARE	ZERO	SPAN	SIGNAL NAME
1	Plant1 Influent Flow (Mag Meter)*	8-AI	1	5	1	1		0	200	INFMAG_FLOW_IN
2	Plant1 Influent Flow (Venturi Meter)*	8-AI	1	5	2			0	200	INVEN_SQR_IN
3	East Grit Chamber Influent Channel Level	8-AI	1	5	3	1				EINFCHAN.LEVEL.IN
4	East Grit Chamber Effluent Channel Level	8-AI	1	5	4	1				EEFFCHAN.LEVEL.IN
5	East Grit Chamber Screen Motor Speed	8-AI	1	5	5	1				ESCREEN.SPD.IN
6	East Grit Chamber Brush Motor Speed	8-AI	1	5	6	1				EBRUSH.SPD.IN
7	East Grit Chamber Combustible Gas Concentration	8-AI	1	5	7					ECHAMB.GAS.IN
8	East Grit Chamber Compactor Motor Amps	8-AI	1	5	8					ECOMPACT.AMPS.IN
9	West Grit Chamber Influent Channel Level	8-AI	1	6	1	1				WINFCHAN.LEVEL.IN
10	West Grit Chamber Effluent Channel Level	8-AI	1	6	2	1				WEFFCHAN.LEVEL.IN
11	West Grit Chamber Screen Motor Speed	8-AI	1	6	3	1				WSCREEN.SPD.IN
12	West Grit Chamber Brush Motor Speed	8-AI	1	6	4	1				WBRUSH.SPD.IN
13	West Grit Chamber Combustible Gas Concentration	8-AI	1	6	5					WCHAMB.GAS.IN
14	West Grit Chamber Compactor Motor Amps	8-AI	1	6	6					WCOMPACT.AMPS.IN
15	East Flume Influent Valve Position*	8-AI	1	6	7			0	100	EFINFL.VLVPOS.IN
16	West Flume Influent Valve Position*	8-AI	1	6	8			0	100	WFINFL.VLVPOS.IN
17	East Grit Chamber Screen Motor Amps	8-AI	1	7	1					ESCREEN.AMPS.IN
18	East Grit Chamber Screen Motor Torque	8-AI	1	7	2					ESCREEN.TORQUE.IN
19	East Grit Chamber Brush Motor Amps	8-AI	1	7	3					EBRUSH.AMPS.IN
20	East Grit Chamber Brush Motor Torque	8-AI	1	7	4					EBRUSH.TORQUE.IN
21	West Grit Chamber Screen Motor Amps	8-AI	1	7	5					WSCREEN.AMPS.IN
22	West Grit Chamber Screen Motor Torque	8-AI	1	7	6					WSCREEN.TORQUE.IN
23	West Grit Chamber Brush Motor Amps	8-AI	1	7	7					WBRUSH.AMPS.IN
24	West Grit Chamber Brush Motor Torque	8-AI	1	7	8					WBRUSH.TORQUE.IN
25	Air Scrubber 1 pH Meter*	8-AI	2	6	1	1		0	14	ANALYZR1.PH.IN
26	Air Scrubber 2 pH Meter*	8-AI	2	6	2	1		0	14	ANALYZR2.PH.IN
27	Air Scrubber 3 pH Meter*	8-AI	2	6	3	1		0	14	ANALYZR3.PH.IN
28	Stage 1 pH Meter*	8-AI	2	6	4	1		0	14	CHLOR1.RESID.IN
29	Stage 2 pH Meter*	8-AI	2	6	5	1		0	14	CHLOR2.RESID.IN
30	Chlorine Residual Meter 3*	8-AI	2	6	6	1		0	14	CHLOR3.RESID.IN
31	ROOM TEMPERATURE*	8-AI	2	6	7	1		0	150	ROOM.TEMP
32	SPARE-AI	8-AI	2	6	8		1			
33	SPARE-AI	8-AI	2	7	1		1			
34	SPARE-AI	8-AI	2	7	2		1			
35	SPARE-AI	8-AI	2	7	3		1			
36	SPARE-AI	8-AI	2	7	4		1			
37	SPARE-AI	8-AI	2	7	5		1			
38	SPARE-AI	8-AI	2	7	6		1			
39	SPARE-AI	8-AI	2	7	7		1			
40	SPARE-AI	8-AI	2	7	8		1			
41	ROOM TEMPERATURE*	8-AI	3	5	1	1		0	150	ROOM_TEMP1_IN
42	SPARE-AI	8-AI	3	5	2		1			
43	SPARE-AI	8-AI	3	5	3		1			
44	SPARE-AI	8-AI	3	5	4		1			
45	SPARE-AI	8-AI	3	5	5		1			
46	SPARE-AI	8-AI	3	5	6		1			
47	SPARE-AI	8-AI	3	5	7		1			
48	SPARE-AI	8-AI	3	5	8		1			
49	West Grit Chamber Screen Motor Speed Command	4-AO	1	8	1		1			WSCREEN.SPD.OUT
50	West Grit Chamber Brush Motor Speed Command	4-AO	1	8	2		1			WBRUSH.SPD.OUT
51	SPARE-AO	4-AO	1	8	3		1			
52	SPARE-AO	4-AO	1	8	4		1			
53	SPARE-AO	4-AO	2	8	1		1			
54	SPARE-AO	4-AO	2	8	2		1			
55	SPARE-AO	4-AO	2	8	3		1			
56	SPARE-AO	4-AO	2	8	4		1			
57	East Grit Chamber Screen Motor Speed Command	4-AO	3	8	1					ESCREEN.SPD.OUT
58	East Grit Chamber Brush Motor Speed Command	4-AO	3	8	2					EBRUSH.SPD.OUT
59		4-AO	3	8	3					
60		4-AO	3	8	4					
61	East Flume Influent Valve Status Open*	16-DI	1	1	1	1				EFINFLV_STAT_OPEN
62	East Flume Influent Valve Status Closed*	16-DI	1	1	2	1				EFINFLV_STAT_CLSD
63	Barscreen 1 Status*	16-DI	1	1	3	1				BARSC1_STAT_IN
64	Barscreen 2 Status*	16-DI	1	1	4	1				BARSC2_STAT_IN
65	Barscreen 3 Status*	16-DI	1	1	5	1				BARSC3_STAT_IN
66	Barscreen 4 Status*	16-DI	1	1	6	1				BARSC4_STAT_IN
67	Barscreen Conveyor 1 Status*	16-DI	1	1	7	1				BSCON1_STAT_IN
68	Barscreen Conveyor 2 Status*	16-DI	1	1	8	1				BSCON2_STAT_IN
69	West Flume Influent Valve Status Open*	16-DI	1	1	9	1				WFINFLV_STAT_OPEN
70	West Flume Influent Valve Status Closed*	16-DI	1	1	10	1				WFINFLV_STAT_CLSD
71	Grit Collector East Shear Pin Alarm*	16-DI	1	1	11	1				ESHEARPIN_ALRM_IN
72	Grit Collector West Shear Pin Alarm*	16-DI	1	1	12	1				WSHEARPIN_ALRM_IN
73	Grit Screw Conveyor East Status*	16-DI	1	1	13	1				ESCONV_STAT_IN
74	Grit Screw Conveyor West Status*	16-DI	1	1	14	1				WSCONV_STAT_IN
75	Aeration Blower 1 Status*	16-DI	1	1	15	1				BLWR1_STAT_IN
76	Aeration Blower 2 Status*	16-DI	1	1	16	1				BLWR2_STAT_IN

MIAMI-DADE WATER AND SEWER DEPARTMENT  
SOUTH DISTRICT WASTE WATER TREATMENT PLANT  
INPUT/OUTPUT LIST  
RTU SD03 SCRUBBER BUILDING 2, GRIT 2

ITEM	DESCRIPTION	SIG. TYPE	RACK	CARD	POINT	PT. CONN	SPARE	ZERO	SPAN	SIGNAL NAME
77	Aeration Blower 3 Status*	16-DI	1	2	1	1				BLWR3_STAT_IN
78	Aeration Blower 1 Vibration Alarm*	16-DI	1	2	2	1				BLWR1_ALRM_IN
79	Aeration Blower 2 Vibration Alarm*	16-DI	1	2	3	1				BLWR2_ALRM_IN
80	Aeration Blower 3 Vibration Alarm*	16-DI	1	2	4	1				BLWR3_ALRM_IN
81	Dewatering Pump 1 Status*	16-DI	1	2	5	1				DWPMP1_STAT_IN
82	Dewatering Pump 2 Status*	16-DI	1	2	6	1				DWPMP2_STAT_IN
83	Sump Pump 1 Status*	16-DI	1	2	7	1				SMPMP1_STAT_IN
84	Sump Pump 2 Status*	16-DI	1	2	8	1				SMPMP2_STAT_IN
85	Sump Pump 3 Status*	16-DI	1	2	9	1				SMPMP3_STAT_IN
86	Sump Pump 4 Status*	16-DI	1	2	10	1				SMPMP4_STAT_IN
87	Meter Pit High Water Level Alarm*	16-DI	1	2	11	1				PIT_HILVL_IN
88	Basement Flooding Alarm*	16-DI	1	2	12	1				BFLOOD_ALRM_IN
89	Barscreen Channel High Water Level*	16-DI	1	2	13	1				CHANNEL_HILVL_IN
90	AC FAILURE ALARM*	16-DI	1	2	14	1				
91	BATTERY LOW ALARM*	16-DI	1	2	15	1				
92	SURGE PROTECTOR ALARM*	16-DI	1	2	16	1				
93	FAN 1 STATUS*	16-DI	1	3	1	1				
94	RTU Network Switch	16-DI	1	3	2	1				RTU_SWITCH_IN
95	East Grit Chamber Influent Channel High Level	16-DI	1	3	3	1				EINFCHAN.LEVEL.HI
96	East Grit Chamber Screen Motor Bypass	16-DI	1	3	4	1				ESCREEN.BYPASS.IN
97	East Grit Chamber Screen Motor Status	16-DI	1	3	5	1				ESCREEN.STAT.IN
98	East Grit Chamber Screen Motor Remote	16-DI	1	3	6	1				ESCREEN.REMOTE.IN
99	East Grit Chamber Screen Motor Fail	16-DI	1	3	7	1				ESCREEN.FAIL.IN
100	East Grit Chamber Screen Motor E-Stop	16-DI	1	3	8	1				ESCREEN.ESTOP.IN
101	East Grit Chamber Brush Motor Bypass	16-DI	1	3	9	1				EBRUSH.BYPASS.IN
102	East Grit Chamber Brush Motor Status	16-DI	1	3	10	1				EBRUSH.STAT.IN
103	East Grit Chamber Brush Motor Remote	16-DI	1	3	11	1				EBRUSH.REMOTE.IN
104	East Grit Chamber Brush Motor Fail	16-DI	1	3	12	1				EBRUSH.FAIL.IN
105	East Grit Chamber Compactor Motor Status	16-DI	1	3	13	1				ECOMPACT.STAT.IN
106	East Grit Chamber Compactor Motor Remote	16-DI	1	3	14	1				ECOMPACT.REMOTE.IN
107	East Grit Chamber Compactor Motor Fail	16-DI	1	3	15	1				ECOMPACT.FAIL.IN
108	East Grit Chamber Compactor Door Open	16-DI	1	3	16	1				ECMPDOOR.OPEN.IN
109	Scrubber Blower 1 Motor*	16-DI	2	1	1	1				SCR1BLWR_STAT_IN
110	Scrubber Blower 2 Motor*	16-DI	2	1	2	1				SCR2BLWR_STAT_IN
111	Scrubber Chemical Recirc. Pump 1-1 Motor*	16-DI	2	1	3	1				SCR1REC1_STAT_IN
112	Scrubber Chemical Recirc. Pump 1-2 Motor*	16-DI	2	1	4	1				SCR1REC2_STAT_IN
113	Scrubber Chemical Recirc. Pump 2-1 Motor*	16-DI	2	1	5	1				SCR2REC1_STAT_IN
114	Scrubber Chemical Recirc. Pump 2-2 Motor*	16-DI	2	1	6	1				SCR2REC2_STAT_IN
115	Scrubber Chemical Recirc. Pump 3-1 Motor*	16-DI	2	1	7	1				SCR3REC1_STAT_IN
116	Scrubber Chemical Recirc. Pump 3-2 Motor*	16-DI	2	1	8	1				SCR3REC2_STAT_IN
117	Caustic Soda Feed Pump 1-1 Motor*	16-DI	2	1	9	1				SCR1BLCH_STAT_IN
118	Caustic Soda Feed Pump 1-2 Motor*	16-DI	2	1	10	1				SCR2BLCH_STAT_IN
119	Caustic Soda Feed Pump 1-3 Motor*	16-DI	2	1	11	1				SCR3BLCH_STAT_IN
120	Caustic Soda Feed Pump 2-1 Motor*	16-DI	2	1	12	1				SCRBLCH_STAT_IN
121	Caustic Soda Feed Pump 2-2 Motor*	16-DI	2	1	13	1				SCR1CHEM_STAT_IN
122	Sump Pump 1 Status*	16-DI	2	1	14	1				SCR2CHEM_STAT_IN
123	Sump Pump 2 Status*	16-DI	2	1	15	1				SCR3CHEM_STAT_IN
124	SPARE-DI	16-DI	2	1	16		1			
125	AC FAILURE ALARM*	16-DI	2	2	1	1				RTU_ACFAIL_IN
126	BATTERY LOW ALARM*	16-DI	2	2	2	1				RTU_BATFLOW_IN
127	SURGE PROTECTOR ALARM*	16-DI	2	2	3	1				RTU_SURGE_IN
128	Fire Alarm*	16-DI	2	2	4	1				FIREA_ALRM_IN
129	Mix/Transfer Pump 1 Motor*	16-DI	2	2	5	1				MIXPMP1_STAT_IN
130	Mix/Transfer Pump 2 Motor*	16-DI	2	2	6	1				MIXPMP2_STAT_IN
131	RTU Network Switch at Scrubber	16-DI	2	2	7	1				RTU_SWITCH1_IN
132	SPARE-DI	16-DI	2	2	8		1			
133	SPARE-DI	16-DI	2	2	9		1			
134	SPARE-DI	16-DI	2	2	10		1			
135	SPARE-DI	16-DI	2	2	11		1			
136	SPARE-DI	16-DI	2	2	12		1			
137	SPARE-DI	16-DI	2	2	13		1			
138	SPARE-DI	16-DI	2	2	14		1			
139	SPARE-DI	16-DI	2	2	15		1			
140	SPARE-DI	16-DI	2	2	16		1			
141	Washwater Booster Pump On	16-DI	3	1	1					BOOSTPMP.STAT.IN
142	Washwater Booster Pump Fail	16-DI	3	1	2					BOOSTPMP.FAIL.IN
143	Washwater Automatic Strainer High Differential Pressure	16-DI	3	1	3					WATERDIF.PRES.HI
144	West Grit Chamber Compactor Motor Status	16-DI	3	1	4	1				WCOMPACT.STAT.IN
145	West Grit Chamber Compactor Motor Remote	16-DI	3	1	5	1				WCOMPACT.REMOTE.IN
146	West Grit Chamber Compactor Motor Fail	16-DI	3	1	6	1				WCOMPACT.FAIL.IN
147	West Grit Chamber Compactor Door Open	16-DI	3	1	7	1				WCMPDOOR.OPEN.IN
148	West Grit Chamber Influent Channel High Level	16-DI	3	1	8	1				WINFCHAN.LEVEL.HI
149	West Grit Chamber Screen Motor Bypass	16-DI	3	1	9	1				WSCREEN.BYPASS.IN
150	West Grit Chamber Screen Motor Status	16-DI	3	1	10	1				WSCREEN.STAT.IN
151	West Grit Chamber Screen Motor Remote	16-DI	3	1	11	1				WSCREEN.REMOTE.IN
152	West Grit Chamber Screen Motor Fail	16-DI	3	1	12	1				WBRUSH.FAIL.IN

MIAMI-DADE WATER AND SEWER DEPARTMENT  
SOUTH DISTRICT WASTE WATER TREATMENT PLANT  
INPUT/OUTPUT LIST  
RTU SD03 SCRUBBER BUILDING 2, GRIT 2

ITEM	DESCRIPTION	SIG. TYPE	RACK	CARD	POINT	PT. CONN	SPARE	ZERO	SPAN	SIGNAL NAME
153	West Grit Chamber Screen Motor E-Stop	16-DI	3	1	13	1				WSCREEN.ESTOP.IN
154	West Grit Chamber Brush Motor Status	16-DI	3	1	14	1				WBRUSH.STAT.IN
155	West Grit Chamber Brush Motor Remote	16-DI	3	1	15	1				WBRUSH.REMOTE.IN
156	West Grit Chamber Brush Motor Fail	16-DI	3	1	16	1				WSCREEN.FAIL.IN
157	West Grit Chamber Brush Motor Bypass	16-DI	3	2	1	1				WBRUSH.BYPASS.IN
158	Combustible Gas Analyzer LEL East	16-DI	3	2	2	1				ELEL.TRANS.IN
159	Combustible Gas Analyzer Fail East	16-DI	3	2	3	1				ELEL.FAIL.IN
160	Grit Collector East Status*	16-DI	3	2	4	1				EGCOLE_STAT_IN
161	Grit Collector West Status*	16-DI	3	2	5	1				WGCOLE_STAT_IN
162	Conveyor 1 Auto Status	16-DI	3	2	6	1				BSCON1_AUTO_IN
163	Conveyor 1 Hand Status	16-DI	3	2	7	1				BSCON1_HAND_IN
164	Conveyor 1 Emergency Stop Status	16-DI	3	2	8					BSCON1_SHTDWN_IN
165	Conveyor 2 Auto Status	16-DI	3	2	9	1				BSCON2_AUTO_IN
166	Conveyor 2 Hand Status	16-DI	3	2	10	1				BSCON2_HAND_IN
167	Conveyor 2 Emergency Stop Status	16-DI	3	2	11					BSCON2_SHTDWN_IN
168	Combustible Gas Analyzer LEL West	16-DI	3	2	12	1				WLEL.TRANS.IN
169	Combustible Gas Analyzer Fail West	16-DI	3	2	13	1				WLEL.FAIL.IN
170	SPARE-DI	16-DI	3	2	14		1			
171	SPARE-DI	16-DI	3	2	15		1			
172	SPARE-DI	16-DI	3	2	16		1			
173	Barscreen 1 Auto Status	16-DI	3	3	1	1				BARSC1_AUTO_IN
174	Barscreen 1 Hand Status	16-DI	3	3	2	1				BARSC1_HAND_IN
175	Barscreen 1 Emergency Stop Status	16-DI	3	3	3	1				BARSC1_SHTDWN_IN
176	Barscreen 2 Auto Status	16-DI	3	3	4	1				BARSC2_AUTO_IN
177	Barscreen 2 Hand Status	16-DI	3	3	5	1				BARSC2_HAND_IN
178	Barscreen 2 Emergency Stop Status	16-DI	3	3	6	1				BARSC2_SHTDWN_IN
179	Barscreen 3 Auto Status	16-DI	3	3	7	1				BARSC3_AUTO_IN
180	Barscreen 3 Hand Status	16-DI	3	3	8	1				BARSC3_HAND_IN
181	Barscreen 3 Emergency Stop Status	16-DI	3	3	9	1				BARSC3_SHTDWN_IN
182	Barscreen 4 Auto Status	16-DI	3	3	10	1				BARSC4_AUTO_IN
183	Barscreen 4 Hand Status	16-DI	3	3	11	1				BARSC4_HAND_IN
184	Barscreen 4 Emergency Stop Status	16-DI	3	3	12	1				BARSC4_SHTDWN_IN
185	SPARE-DI	16-DI	3	3	13		1			
186	SPARE-DI	16-DI	3	3	14		1			
187	SPARE-DI	16-DI	3	3	15		1			
188	SPARE-DI	16-DI	3	3	16		1			
189	East Flume Influent Valve Open*	16-DO	1	4	1	1				EFIVLV_OPEN_OUT
190	East Flume Influent Valve Close*	16-DO	1	4	2	1				EFIVLV_CLSD_OUT
191	West Flume Influent Valve Open*	16-DO	1	4	3	1				WFIVLV_OPEN_OUT
192	West Flume Influent Valve Close*	16-DO	1	4	4	1				WFIVLV_CLSD_OUT
193	Barscreen 1 Start/Stop Command	16-DO	1	4	5					BARSC1_START_OUT
194	Barscreen 2 Start/Stop Command	16-DO	1	4	6					BARSC2_START_OUT
195	Barscreen 3 Start/Stop Command	16-DO	1	4	7					BARSC3_START_OUT
196	Barscreen 4 Start/Stop Command	16-DO	1	4	8					BARSC4_START_OUT
197	Barscreen Conveyor 1 Start/Stop Command	16-DO	1	4	9					BSCON1_START_OUT
198	Barscreen Conveyor 2 Start/Stop Command	16-DO	1	4	10					BSCON2_START_OUT
199	Emergency Alarm Silence (Reset)*	16-DO	1	4	11					EMGRST_ALRM_OUT
200	East Grit Chamber Air(pan wash) Header Solenoid	16-DO	1	4	12	1				EPANAIR_SOL_OUT
201	West Grit Chamber Air (pan wash) Header Solenoid	16-DO	1	4	13	1				WPANAIR_SOL_OUT
202	East Grit Chamber Screen Motor Run	16-DO	1	4	14	1				ESCREEN_START_OUT
203	West Grit Chamber Screen Motor Run	16-DO	1	4	15	1				WSCREEN_START_OUT
204	East Grit Chamber Shaft Wash Solenoid	16-DO	1	4	16	1				ESHAFT_SOL_OUT
205	Scrubber Blower 1 Motor Start*	16-DO	2	3	1	1				SCR1BLWR_START_OUT
206	Scrubber Blower 1 Motor Stop*	16-DO	2	3	2	1				SCR1BLWR_STOP_OUT
207	Scrubber Blower 2 Motor Start*	16-DO	2	3	3	1				SCR2BLWR_START_OUT
208	Scrubber Blower 2 Motor Stop*	16-DO	2	3	4	1				SCR2BLWR_STOP_OUT
209	Scrubber Chemical Recirc. Pump 1-1 Motor start*	16-DO	2	3	5	1				SCR1REC1_START_OUT
210	Scrubber Chemical Recirc. Pump 1-1 Motor stop*	16-DO	2	3	6	1				SCR1REC1_STOP_OUT
211	Scrubber Chemical Recirc. Pump 1-2 Motor start*	16-DO	2	3	7	1				SCR1REC2_START_OUT
212	Scrubber Chemical Recirc. Pump 1-2 Motor stop*	16-DO	2	3	8	1				SCR1REC2_STOP_OUT
213	Scrubber Chemical Recirc. Pump 2-1 Motor start*	16-DO	2	3	9	1				SCR2REC1_START_OUT
214	Scrubber Chemical Recirc. Pump 2-1 Motor stop*	16-DO	2	3	10	1				SCR2REC1_STOP_OUT
215	Scrubber Chemical Recirc. Pump 2-2 Motor start*	16-DO	2	3	11	1				SCR2REC2_START_OUT
216	Scrubber Chemical Recirc. Pump 2-2 Motor stop*	16-DO	2	3	12	1				SCR2REC2_STOP_OUT
217	Scrubber Chemical Recirc. Pump 3-1 Motor start*	16-DO	2	3	13	1				SCR3REC1_START_OUT
218	Scrubber Chemical Recirc. Pump 3-1 Motor stop*	16-DO	2	3	14	1				SCR3REC1_STOP_OUT
219	Scrubber Chemical Recirc. Pump 3-2 Motor start*	16-DO	2	3	15	1				SCR3REC2_START_OUT
220	Scrubber Chemical Recirc. Pump 3-2 Motor stop*	16-DO	2	3	16	1				SCR3REC2_STOP_OUT
221	Caustic Soda Feed Pump 1-1 Motor Start*	16-DO	2	4	1	1				SCR1BLCH_START_OUT
222	Caustic Soda Feed Pump 1-1 Motor Stop*	16-DO	2	4	2	1				SCR1BLCH_STOP_OUT
223	Caustic Soda Feed Pump 1-2 Motor Start*	16-DO	2	4	3	1				SCR2BLCH_START_OUT
224	Caustic Soda Feed Pump 1-2 Motor Stop*	16-DO	2	4	4	1				SCR2BLCH_STOP_OUT
225	Caustic Soda Feed Pump 1-3 Motor Start*	16-DO	2	4	5	1				SCR3BLCH_START_OUT
226	Caustic Soda Feed Pump 1-3 Motor Stop*	16-DO	2	4	6	1				SCR3BLCH_STOP_OUT
227	Caustic Soda Feed Pump 2-1 Motor Start*	16-DO	2	4	7	1				SCRBLCH_START_OUT
228	Caustic Soda Feed Pump 2-1 Motor Stop*	16-DO	2	4	8	1				SCRBLCH_STOP_OUT

MIAMI-DADE WATER AND SEWER DEPARTMENT  
 SOUTH DISTRICT WASTE WATER TREATMENT PLANT  
 INPUT/OUTPUT LIST  
 RTU SD03 SCRUBBER BUILDING 2, GRIT 2

ITEM	DESCRIPTION	SIG.TYPE	RACK	CARD	POINT	PT. CONN	SPARE	ZERO	SPAN	SIGNAL NAME
229	Chemical feed Pump scrubber 1 Motor Start*	16-DO	2	4	9	1				SCR1CHEM_START_OUT
230	Chemical feed Pump scrubber 1 Motor Stop*	16-DO	2	4	10	1				SCR1CHEM_STOP_OUT
231	Chemical feed Pump scrubber 2 Motor Start*	16-DO	2	4	11	1				SCR2CHEM_START_OUT
232	Chemical feed Pump scrubber 2 Motor Stop*	16-DO	2	4	12	1				SCR2CHEM_STOP_OUT
233	Chemical feed Pump scrubber 3 Motor Start*	16-DO	2	4	13	1				SCR3CHEM_START_OUT
234	Chemical feed Pump scrubber 3 Motor Stop*	16-DO	2	4	14	1				SCR3CHEM_STOP_OUT
235	Chemical feed Pump standby Motor Start*	16-DO	2	4	15	1				SCRCHEM_START_OUT
236	Chemical feed Pump standby Motor Stop*	16-DO	2	4	16	1				SCRCHEM_STOP_OUT
237	East Grit Chamber Brush Motor Forward	16-DO	3	7	1	1				EBRUSH_FWD_OUT
238	East Grit Chamber Brush Motor Reverse	16-DO	3	7	2	1				EBRUSH_REV_OUT
239	East Grit Chamber Compactor Motor Forward	16-DO	3	7	3	1				ECOMPACT_FWD_OUT
240	East Grit Chamber Compactor Motor Reverse	16-DO	3	7	4	1				ECOMPACT_REV_OUT
241	East Grit Chamber Screen Wash Solenoid	16-DO	3	7	5	1				ESCREEN_SOL_OUT
242	East Grit Chamber Hopper Wash Solenoid	16-DO	3	7	6	1				EHOPPER_SOL_OUT
243	East Grit Chamber Press/Pan Zone Wash Solenoid	16-DO	3	7	7	1				EPRESPAN_SOL_OUT
244	East Grit Chamber Pan Zone Wash Solenoid	16-DO	3	7	8	1				EPANZONE_SOL_OUT
245	West Grit Chamber Brush Motor Forward	16-DO	3	7	9	1				WBRUSH_FWD_OUT
246	West Grit Chamber Brush Motor Reverse	16-DO	3	7	10	1				WBRUSH_REV_OUT
247	West Grit Chamber Compactor Motor Forward	16-DO	3	7	11	1				WCOMPACT_FWD_OUT
248	West Grit Chamber Compactor Motor Reverse	16-DO	3	7	12	1				WCOMPACT_REV_OUT
249	West Grit Chamber Screen Wash Solenoid	16-DO	3	7	13	1				WSCREEN_SOL_OUT
250	West Grit Chamber Hopper Wash Solenoid	16-DO	3	7	14	1				WHOPPER_SOL_OUT
251	West Grit Chamber Press Zone Wash Solenoid	16-DO	3	7	15	1				WPRESPAN_SOL_OUT
252	West Grit Chamber Shaft Wash Solenoid	16-DO	3	7	16	1				WSHAFT_SOL_OUT

MIAMI-DADE WATER AND SEWER DEPARTMENT  
SOUTH DISTRICT WASTE WATER TREATMENT PLANT  
INPUT/OUTPUT LIST  
RTU SD04 FILTRATE BUILDING

ITEM	DESCRIPTION	SIG. TYPE	RACK	CARD	POINT	PT. CONN	SPARE	ZERO	SPAN	UNITS	SIGNAL NAME
1	Filtrate Wet Well Level (Inches)	8-AI	1	5	1	1		0	120.000	in	LEVEL.TRANS.IN
2	Filtrate Flow (GPM)	8-AI	1	5	2	1		0	2000.000	GPM	FLOW.TRANS.IN
3	Seal Water System Pressure	8-AI	1	5	3		1				
4	Wind Speed (future)	8-AI	1	5	4		1				
5	Wind Direction(future)	8-AI	1	5	5		1				
6	SPARE-AI	8-AI	1	5	6		1				
7	SPARE-AI	8-AI	1	5	7		1				
8	SPARE-AI	8-AI	1	5	8		1				
9	AC Fail	16-DI	1	3	1	1					ACFAIL.IN
10	Battery Low	16-DI	1	3	2	1					BATTERY.LOW.IN
11	AC Surge	16-DI	1	3	3	1					ACSURGE.IN
12	Sump Pump 2 Status	16-DI	1	3	4	1					PUMP2.SUMP.IN
13	Sump Pump 1 Status	16-DI	1	3	5	1					PUMP1.SUMP.IN
14	Seal Water Pump 2 Status	16-DI	1	3	6	1					PUMP2.SEAL.IN
15	Seal Water Pump 1 Status	16-DI	1	3	7	1					PUMP1.SEAL.IN
16	Sludge Pump 2 Status	16-DI	1	3	8	1					PUMP2.SLDG.IN
17	Sludge Pump 1 Status	16-DI	1	3	9	1					PUMP1.SLDG.IN
18	Basement flooding	16-DI	1	3	10	1					BASEMENT.FLOOD.IN
19	RTU Network Switch Failure	16-DI	1	3	11	1					RTU.SWITCH.IN
20	SPARE-DI	16-DI	1	3	12		1				
21	SPARE-DI	16-DI	1	3	13		1				
22	SPARE-DI	16-DI	1	3	14		1				
23	SPARE-DI	16-DI	1	3	15		1				
24	SPARE-DI	16-DI	1	3	16		1				
25	Filtrate Return Pump 1 Start (FUTURE)	16-DO	1	1	1		1				
26	Filtrate Return Pump 1 Stop (FUTURE)	16-DO	1	1	2		1				
27	Filtrate Return Pump 2 Start (FUTURE)	16-DO	1	1	3		1				
28	Filtrate Return Pump 2 Stop (FUTURE)	16-DO	1	1	4		1				
29	SPARE-DO	16-DO	1	1	5		1				
30	SPARE-DO	16-DO	1	1	6		1				
31	SPARE-DO	16-DO	1	1	7		1				
32	SPARE-DO	16-DO	1	1	8		1				
33	SPARE-DO	16-DO	1	1	9		1				
34	SPARE-DO	16-DO	1	1	10		1				
35	SPARE-DO	16-DO	1	1	11		1				
36	SPARE-DO	16-DO	1	1	12		1				
37	SPARE-DO	16-DO	1	1	13		1				
38	SPARE-DO	16-DO	1	1	14		1				
39	SPARE-DO	16-DO	1	1	15		1				
40	SPARE-DO	16-DO	1	1	16		1				

	Points	Boards	Spare
4-AI	0	0	
8-AI	8	1	
2-AO	0	0	
4-AO	0	0	
8-DI	0	0	
16-DI	16	1	
8-DO	0	0	
16-DO	16	1	
Spare AI	3		38%
Spare AO	0		#DIV/0!
Spare DI	5		31.25%
Spare DO	12		75%
<b>Total</b>	<b>40</b>	<b>3</b>	

TOTAL CONNECTED 13  
 PERCENTAGE CONNECTED + SPARES 20.83%  
 SPARES 27

MIAMI-DADE WATER AND SEWER DEPARTMENT  
SOUTH DISTRICT WASTE WATER TREATMENT PLANT  
INPUT/OUTPUT LIST  
RTU SD05 UNOX BUILDING 2 WEST

ITEM	DESCRIPTION	SIG. TYPE	RACK	CARD	POINT	PT. CONN	SPARE	ZERO	SPAN	UNITS	SIGNAL NAME
1	TRAIN 5 STAGE 1 LEL	8-AI	2	2	1	1		0	100	%	TRN5STG1_LEL_IN
2	TRAIN 5 STAGE 6 LEL	8-AI	2	2	2	1		0	100	%	TRN5STG6_LEL_IN
3	TRAIN 6 STAGE 1 LEL	8-AI	2	2	3	1		0	100	%	TRN6STG1_LEL_IN
4	TRAIN 6 STAGE 6 LEL	8-AI	2	2	4	1		0	100	%	TRN6STG6_LEL_IN
5	TRAIN 7 STAGE 1 LEL	8-AI	2	2	5	1		0	100	%	TRN7STG1_LEL_IN
6	TRAIN 7 STAGE 6 LEL	8-AI	2	2	6	1		0	100	%	TRN7STG6_LEL_IN
7	TRAIN 8 STAGE 1 LEL (FUTURE) SPARE	8-AI	2	2	7		1	0	100	%	TRN8STG1_LEL_IN
8	TRAIN 8 STAGE 6 LEL (FUTURE) SPARE	8-AI	2	2	8		1	0	100	%	TRN8STG6_LEL_IN
9	TRAIN 5 OXYGEN FLOW	8-AI	2	3	1	1		0	500		TRN5OXYG_FLOW_IN
10	TRAIN 6 OXYGEN FLOW	8-AI	2	3	2	1		0	500		TRN6OXYG_FLOW_IN
11	TRAIN 7 OXYGEN FLOW	8-AI	2	3	3	1		0	368		TRN7OXYG_FLOW_IN
12	TRAIN 8 OXYGEN FLOW (FUTURE) SPARE	8-AI	2	3	4		1	0	900		TRN8OXYG_FLOW_IN
13	TRAIN 5 OXYGEN VALVE POSITION	8-AI	2	3	5	1		0	100		TRN5OXYN_VLVPOS_IN
14	TRAIN 6 OXYGEN VALVE POSITION	8-AI	2	3	6	1		0	100		TRN6OXYN_VLVPOS_IN
15	TRAIN 7 OXYGEN VALVE POSITION	8-AI	2	3	7	1		0	100		TRN7OXYN_VLVPOS_IN
16	TRAIN 8 OXYGEN VALVE POSITION (FUTURE) SPARE	8-AI	2	3	8		1	0	100		TRN8OXYN_VLVPOS_IN
17	TRAIN 5 DO	8-AI	2	4	1		1	0	5		TRN5_DO_IN
18	TRAIN 6 DO	8-AI	2	4	2		1	0	5		TRN6_DO_IN
19	TRAIN 7 DO	8-AI	2	4	3		1	0	5		TRN7_DO_IN
20	TRAIN 8 DO (FUTURE) SPARE	8-AI	2	4	4		1	0	5		TRN8_DO_IN
21	TRAIN 5 VENT VALVE PURITY	8-AI	2	4	5	1		0	100		TRN5VENT_VLVPUR_IN
22	TRAIN 6 VENT VALVE PURITY	8-AI	2	4	6	1		0	100		TRN6VENT_VLVPUR_IN
23	TRAIN 7 VENT VALVE PURITY	8-AI	2	4	7	1		0	100		TRN7VENT_VLVPUR_IN
24	TRAIN 8 VENT VALVE PURITY (FUTURE) SPARE	8-AI	2	4	8		1	0	100		TRN8VENT_VLVPUR_IN
25	TRAIN 5 VENT VALVE POSITION	8-AI	2	5	1	1		0	100		TRN5VENT_VLVPOS_IN
26	TRAIN 6 VENT VALVE POSITION	8-AI	2	5	2	1		0	100		TRN6VENT_VLVPOS_IN
27	TRAIN 7 VENT VALVE POSITION	8-AI	2	5	3	1		0	100		TRN7VENT_VLVPOS_IN
28	TRAIN 8 VENT VALVE POSITION (FUTURE) SPARE	8-AI	2	5	4		1	0	100		TRN8VENT_VLVPOS_IN
29	TRAIN 5 RAS FLOW	8-AI	2	5	5	1		0	10	MGD	TRN5RAS_FLOW_IN
30	TRAIN 6 RAS FLOW	8-AI	2	5	6	1		0	10	MGD	TRN6RAS_FLOW_IN
31	TRAIN 7 RAS FLOW	8-AI	2	5	7	1		0	10	MGD	TRN7RAS_FLOW_IN
32	TRAIN 8 RAS FLOW (FUTURE) SPARE	8-AI	2	5	8		1	0	10	MGD	TRN8RAS_FLOW_IN
33	SPARE-AI	8-AI	2	6	1		1				
34	UNOX 2 ROOM TEMPERATURE	8-AI	2	6	2	1		0	150		UNOX2_TEMP_IN
35	BOX #5 (LEVEL)	8-AI	2	6	3	1		0	21.6	FT	BOX5_LEVEL_IN
36	BOX #6 (LEVEL)	8-AI	2	6	4	1		0	21.6	FT	BOX6_LEVEL_IN
37	BOX #7 (LEVEL)	8-AI	2	6	5	1		0	21.6	FT	BOX7_LEVEL_IN
38	BOX #8 (LEVEL)	8-AI	2	6	6	1		0	21.6	FT	BOX8_LEVEL_IN
39	SPARE-AI	8-AI	2	6	7		1				
40	SPARE-AI	8-AI	2	6	8		1				
41	BOX #5 WEIR GATE POSITION	8-AI	2	7	1	1		0	8.6	FT	WEIRG5_POS_IN
42	BOX #6 WEIR GATE POSITION	8-AI	2	7	2	1		0	8.6	FT	WEIRG6_POS_IN
43	BOX #7 WEIR GATE POSITION	8-AI	2	7	3	1		0	8.6	FT	WEIRG7_POS_IN
44	BOX #8 WEIR GATE POSITION	8-AI	2	7	4	1		0	8.6	FT	WEIRG8_POS_IN
45	TRAIN 5 TOTAL SUSPENDED SOLIDS(TSS) METER	8-AI	2	7	5		1	0	10000		TSS5_TRANS_IN
46	TRAIN 6 TOTAL SUSPENDED SOLIDS(TSS) METER	8-AI	2	7	6		1	0	10000		TSS6_TRANS_IN
47	TRAIN 7 TOTAL SUSPENDED SOLIDS(TSS) METER	8-AI	2	7	7		1	0	10000		TSS7_TRANS_IN
48	TRAIN 8 TOTAL SUSPENDED SOLIDS(TSS) METER	8-AI	2	7	8		1	0	10000		TSS8_TRANS_IN
49	TRAIN 5 OXYGEN VALVE CONTROL	4-AO	3	1	1	1		0	100		TRN5OXYG_VLVCTL_OUT
50	TRAIN 6 OXYGEN VALVE CONTROL	4-AO	3	1	2	1		0	100		TRN6OXYG_VLVCTL_OUT
51	TRAIN 7 OXYGEN VALVE CONTROL (FUTURE) SPARE	4-AO	3	1	3		1	0	100		TRN7OXYG_VLVCTL_OUT
52	TRAIN 8 OXYGEN VALVE CONTROL (FUTURE) SPARE	4-AO	3	1	4		1	0	100		TRN8OXYG_VLVCTL_OUT
53	TRAIN 5 VENT VALVE CONTROL	4-AO	3	2	1	1		0	100		TRN5VENT_VLVCTL_OUT
54	TRAIN 6 VENT VALVE CONTROL	4-AO	3	2	2	1		0	100		TRN6VENT_VLVCTL_OUT
55	TRAIN 7 VENT VALVE CONTROL (FUTURE) SPARE	4-AO	3	2	3		1	0	100		TRN7VENT_VLVCTL_OUT
56	TRAIN 8 VENT VALVE CONTROL (FUTURE) SPARE	4-AO	3	2	4		1	0	100		TRN8VENT_VLVCTL_OUT
57	BOX #5 WEIR GATE POSITION CONTROL	4-AO	3	3	1	1		0	8.6	FT	WEIRG5_POS_OUT
58	BOX #6 WEIR GATE POSITION CONTROL	4-AO	3	3	2	1		0	8.6	FT	WEIRG6_POS_OUT
59	BOX #7 WEIR GATE POSITION CONTROL	4-AO	3	3	3	1		0	8.6	FT	WEIRG7_POS_OUT
60	BOX #8 WEIR GATE POSITION CONTROL	4-AO	3	3	4	1		0	8.6	FT	WEIRG8_POS_OUT
61	SPARE-AO	4-AO	3	4	1		1				
62	SPARE-AO	4-AO	3	4	2		1				
63	SPARE-AO	4-AO	3	4	3		1				
64	SPARE-AO	4-AO	3	4	4		1				
65	TRAIN 5 MIXER 1-1 STATUS	16-DI	1	1	1	1					TRN5MX11_STAT_IN
66	TRAIN 5 MIXER 1-2 STATUS	16-DI	1	1	2	1					TRN5MX12_STAT_IN
67	TRAIN 5 MIXER 2-1 STATUS	16-DI	1	1	3	1					TRN5MX21_STAT_IN
68	TRAIN 5 MIXER 2-2 STATUS	16-DI	1	1	4	1					TRN5MX22_STAT_IN
69	TRAIN 5 MIXER 3-1 STATUS	16-DI	1	1	5	1					TRN5MX31_STAT_IN
70	TRAIN 5 MIXER 3-2 STATUS	16-DI	1	1	6	1					TRN5MX32_STAT_IN
71	TRAIN 5 MIXER 4-1 STATUS	16-DI	1	1	7	1					TRN5MX41_STAT_IN
72	TRAIN 5 MIXER 4-2 STATUS	16-DI	1	1	8	1					TRN5MX42_STAT_IN
73	TRAIN 5 MIXER 5-1 STATUS	16-DI	1	1	9	1					TRN5MX51_STAT_IN
74	TRAIN 5 MIXER 5-2 STATUS	16-DI	1	1	10	1					TRN5MX52_STAT_IN
75	TRAIN 5 MIXER 6-1 STATUS	16-DI	1	1	11	1					TRN5MX61_STAT_IN
76	TRAIN 5 MIXER 6-2 STATUS	16-DI	1	1	12	1					TRN5MX62_STAT_IN



MIAMI-DADE WATER AND SEWER DEPARTMENT  
SOUTH DISTRICT WASTE WATER TREATMENT PLANT  
INPUT/OUTPUT LIST  
RTU SD05 UNOX BUILDING 2 WEST

ITEM	DESCRIPTION	SIG. TYPE	RACK	CARD	POINT	PT. CONN	SPARE	ZERO	SPAN	UNITS	SIGNAL NAME
77	TRAIN 6 MIXER 1-1 STATUS	16-DI	1	1	13	1					TRN6MX11_STAT_IN
78	TRAIN 6 MIXER 1-2 STATUS	16-DI	1	1	14	1					TRN6MX12_STAT_IN
79	TRAIN 6 MIXER 2-1 STATUS	16-DI	1	1	15	1					TRN6MX21_STAT_IN
80	TRAIN 6 MIXER 2-2 STATUS	16-DI	1	1	16	1					TRN6MX22_STAT_IN
81	TRAIN 6 MIXER 3-1 STATUS	16-DI	1	2	1	1					TRN6MX31_STAT_IN
82	TRAIN 6 MIXER 3-2 STATUS	16-DI	1	2	2	1					TRN6MX32_STAT_IN
83	TRAIN 6 MIXER 4-1 STATUS	16-DI	1	2	3	1					TRN6MX41_STAT_IN
84	TRAIN 6 MIXER 4-2 STATUS	16-DI	1	2	4	1					TRN6MX42_STAT_IN
85	TRAIN 6 MIXER 5-1 STATUS	16-DI	1	2	5	1					TRN6MX51_STAT_IN
86	TRAIN 6 MIXER 5-2 STATUS	16-DI	1	2	6	1					TRN6MX52_STAT_IN
87	TRAIN 6 MIXER 6-1 STATUS	16-DI	1	2	7	1					TRN6MX61_STAT_IN
88	TRAIN 6 MIXER 6-2 STATUS	16-DI	1	2	8	1					TRN6MX62_STAT_IN
89	TRAIN 7 MIXER 1-1 STATUS	16-DI	1	2	9	1					TRN7MX11_STAT_IN
90	TRAIN 7 MIXER 1-2 STATUS	16-DI	1	2	10	1					TRN7MX12_STAT_IN
91	TRAIN 7 MIXER 2-1 STATUS	16-DI	1	2	11	1					TRN7MX21_STAT_IN
92	TRAIN 7 MIXER 2-2 STATUS	16-DI	1	2	12	1					TRN7MX22_STAT_IN
93	TRAIN 7 MIXER 3-1 STATUS	16-DI	1	2	13	1					TRN7MX31_STAT_IN
94	TRAIN 7 MIXER 3-2 STATUS	16-DI	1	2	14	1					TRN7MX32_STAT_IN
95	TRAIN 7 MIXER 4-1 STATUS	16-DI	1	2	15	1					TRN7MX41_STAT_IN
96	TRAIN 7 MIXER 4-2 STATUS	16-DI	1	2	16	1					TRN7MX42_STAT_IN
97	TRAIN 7 MIXER 5-1 STATUS	16-DI	1	3	1	1					TRN7MX51_STAT_IN
98	TRAIN 7 MIXER 5-2 STATUS	16-DI	1	3	2	1					TRN7MX52_STAT_IN
99	TRAIN 7 MIXER 6-1 STATUS	16-DI	1	3	3	1					TRN7MX61_STAT_IN
100	TRAIN 7 MIXER 6-2 STATUS	16-DI	1	3	4	1					TRN7MX62_STAT_IN
101	TRAIN 8 MIXER 1-1 STATUS (FUTURE) SPARE	16-DI	1	3	5		1				TRN8MX11_STAT_IN
102	TRAIN 8 MIXER 1-2 STATUS (FUTURE) SPARE	16-DI	1	3	6		1				TRN8MX12_STAT_IN
103	TRAIN 8 MIXER 2-1 STATUS (FUTURE) SPARE	16-DI	1	3	7		1				TRN8MX21_STAT_IN
104	TRAIN 8 MIXER 2-2 STATUS (FUTURE) SPARE	16-DI	1	3	8		1				TRN8MX22_STAT_IN
105	TRAIN 8 MIXER 3-1 STATUS (FUTURE) SPARE	16-DI	1	3	9		1				TRN8MX31_STAT_IN
106	TRAIN 8 MIXER 3-2 STATUS (FUTURE) SPARE	16-DI	1	3	10		1				TRN8MX32_STAT_IN
107	TRAIN 8 MIXER 4-1 STATUS (FUTURE) SPARE	16-DI	1	3	11		1				TRN8MX41_STAT_IN
108	TRAIN 8 MIXER 4-2 STATUS (FUTURE) SPARE	16-DI	1	3	12		1				TRN8MX42_STAT_IN
109	TRAIN 8 MIXER 5-1 STATUS (FUTURE) SPARE	16-DI	1	3	13		1				TRN8MX51_STAT_IN
110	TRAIN 8 MIXER 5-2 STATUS (FUTURE) SPARE	16-DI	1	3	14		1				TRN8MX52_STAT_IN
111	TRAIN 8 MIXER 6-1 STATUS (FUTURE) SPARE	16-DI	1	3	15		1				TRN8MX61_STAT_IN
112	TRAIN 8 MIXER 6-2 STATUS (FUTURE) SPARE	16-DI	1	3	16		1				TRN8MX62_STAT_IN
113	TRAIN 5 PURGE BLOWER STATUS	16-DI	1	4	1	1					TRN5BLWR_STAT_IN
114	TRAIN 6 PURGE BLOWER STATUS	16-DI	1	4	2	1					TRN6BLWR_STAT_IN
115	TRAIN 7 PURGE BLOWER STATUS	16-DI	1	4	3	1					TRN7BLWR_STAT_IN
116	TRAIN 8 PURGE BLOWER STATUS (FUTURE) SPARE	16-DI	1	4	4		1				TRN8BLWR_STAT_IN
117	AC FAILURE ALARM	16-DI	1	4	5	1					ACFAIL_IN
118	BATTERY LOW ALARM	16-DI	1	4	6	1					BATTERY_LOW_IN
119	FIRE ALARM	16-DI	1	4	7	1					FIRE_ALRM_IN
120	TRAIN 5 DIFFUSER BLOWER STATUS	16-DI	1	4	8	1					TRN5DIFB_STAT_IN
121	TRAIN 6 BLOWER STATUS	16-DI	1	4	9	1					TRN6DIFB_STAT_IN
122	TRAIN 7 BLOWER STATUS	16-DI	1	4	10	1					TRN7DIFB_STAT_IN
123	TRAIN 8 BLOWER STATUS (FUTURE) SPARE	16-DI	1	4	11		1				TRN8DIFB_STAT_IN
124	BOX #5 WEIR GATE FAILURE	16-DI	1	4	12		1				WEIRG5_ALRM_IN
125	BOX #6 WEIR GATE FAILURE	16-DI	1	4	13		1				WEIRG6_ALRM_IN
126	BOX #7 WEIR GATE FAILURE	16-DI	1	4	14		1				WEIRG7_ALRM_IN
127	BOX #8 WEIR GATE FAILURE	16-DI	1	4	15		1				WEIRG8_ALRM_IN
128	SURGE PROTECTOR ALARM	16-DI	1	4	16	1					ACSURGE_FAIL_IN
129	SPARE-DI	16-DI	1	5	1		1				
130	BOX #5 WEIR GATE CONTROL POSITION	16-DI	1	5	2		1				WEIRG5_LOCAL_IN
131	BOX #6 WEIR GATE CONTROL POSITION	16-DI	1	5	3		1				WEIRG6_LOCAL_IN
132	BOX #7 WEIR GATE CONTROL POSITION	16-DI	1	5	4		1				WEIRG7_LOCAL_IN
133	BOX #8 WEIR GATE CONTROL POSITION	16-DI	1	5	5		1				WEIRG8_LOCAL_IN
134	TRAIN 5 AIRATION BLOWER(FUTURE)	16-DI	1	5	5		1				TRN5AIR_STAT_IN
135	TRAIN 6 AIRATION BLOWER	16-DI	1	5	6	1					TRN6AIR_STAT_IN
136	SPARE-DI	16-DI	1	5	8		1				
137	SPARE-DI	16-DI	1	5	9		1				
138	SPARE-DI	16-DI	1	5	10		1				
139	SPARE-DI	16-DI	1	5	11		1				
140	SPARE-DI	16-DI	1	5	12		1				
141	SPARE-DI	16-DI	1	5	13		1				
142	SPARE-DI	16-DI	1	5	14		1				
143	SPARE-DI	16-DI	1	5	15		1				
144	SPARE-DI	16-DI	1	5	16		1				
145	TRAIN 5 MIXER 1-1 START	16-DO	1	6	1	1					TRN5MX11_START_OUT
146	TRAIN 5 MIXER 1-2 START	16-DO	1	6	2	1					TRN5MX12_START_OUT
147	TRAIN 5 MIXER 2-1 START	16-DO	1	6	3	1					TRN5MX21_START_OUT
148	TRAIN 5 MIXER 2-2 START	16-DO	1	6	4	1					TRN5MX22_START_OUT
149	TRAIN 5 MIXER 3-1 START	16-DO	1	6	5	1					TRN5MX31_START_OUT
150	TRAIN 5 MIXER 3-2 START	16-DO	1	6	6	1					TRN5MX32_START_OUT
151	TRAIN 5 MIXER 4-1 START	16-DO	1	6	7	1					TRN5MX41_START_OUT
152	TRAIN 5 MIXER 4-2 START	16-DO	1	6	8	1					TRN5MX42_START_OUT

MIAMI-DADE WATER AND SEWER DEPARTMENT  
SOUTH DISTRICT WASTE WATER TREATMENT PLANT  
INPUT/OUTPUT LIST  
RTU SD05 UNOX BUILDING 2 WEST

ITEM	DESCRIPTION	SIG. TYPE	RACK	CARD	POINT	PT. CONN	SPARE	ZERO	SPAN	UNITS	SIGNAL NAME
153	TRAIN 5 MIXER 5-1 START	16-DO	1	6	9	1					TRN5MX51_START_OUT
154	TRAIN 5 MIXER 5-2 START	16-DO	1	6	10	1					TRN5MX52_START_OUT
155	TRAIN 5 MIXER 6-1 START	16-DO	1	6	11	1					TRN5MX61_START_OUT
156	TRAIN 5 MIXER 6-2 START	16-DO	1	6	12	1					TRN5MX62_START_OUT
157	TRAIN 6 MIXER 1-1 START	16-DO	1	6	13	1					TRN6MX11_START_OUT
158	TRAIN 6 MIXER 1-2 START	16-DO	1	6	14	1					TRN6MX12_START_OUT
159	TRAIN 6 MIXER 2-1 START	16-DO	1	6	15	1					TRN6MX21_START_OUT
160	TRAIN 6 MIXER 2-2 START	16-DO	1	6	16	1					TRN6MX22_START_OUT
161	TRAIN 6 MIXER 3-1 START	16-DO	1	7	1	1					TRN6MX31_START_OUT
162	TRAIN 6 MIXER 3-2 START	16-DO	1	7	2	1					TRN6MX32_START_OUT
163	TRAIN 6 MIXER 4-1 START	16-DO	1	7	3	1					TRN6MX41_START_OUT
164	TRAIN 6 MIXER 4-2 START	16-DO	1	7	4	1					TRN6MX42_START_OUT
165	TRAIN 6 MIXER 5-1 START	16-DO	1	7	5	1					TRN6MX51_START_OUT
166	TRAIN 6 MIXER 5-2 START	16-DO	1	7	6	1					TRN6MX52_START_OUT
167	TRAIN 6 MIXER 6-1 START	16-DO	1	7	7	1					TRN6MX61_START_OUT
168	TRAIN 6 MIXER 6-2 START	16-DO	1	7	8	1					TRN6MX62_START_OUT
169	TRAIN 7 MIXER 1-1 START	16-DO	1	7	9		1				TRN7MX11_START_OUT
170	TRAIN 7 MIXER 1-2 START	16-DO	1	7	10		1				TRN7MX12_START_OUT
171	TRAIN 7 MIXER 2-1 START	16-DO	1	7	11		1				TRN7MX21_START_OUT
172	TRAIN 7 MIXER 2-2 START	16-DO	1	7	12		1				TRN7MX22_START_OUT
173	TRAIN 7 MIXER 3-1 START	16-DO	1	7	13		1				TRN7MX31_START_OUT
174	TRAIN 7 MIXER 3-2 START	16-DO	1	7	14		1				TRN7MX32_START_OUT
175	TRAIN 7 MIXER 4-1 START	16-DO	1	7	15		1				TRN7MX41_START_OUT
176	TRAIN 7 MIXER 4-2 START	16-DO	1	7	16		1				TRN7MX42_START_OUT
177	TRAIN 7 MIXER 5-1 START	16-DO	1	8	1		1				TRN7MX51_START_OUT
178	TRAIN 7 MIXER 5-2 START	16-DO	1	8	2		1				TRN7MX52_START_OUT
179	TRAIN 7 MIXER 6-1 START	16-DO	1	8	3		1				TRN7MX61_START_OUT
180	TRAIN 7 MIXER 6-2 START	16-DO	1	8	4		1				TRN7MX62_START_OUT
181	TRAIN 8 MIXER 1-1 START (FUTURE) SPARE	16-DO	1	8	5		1				TRN8MX11_START_OUT
182	TRAIN 8 MIXER 1-2 START (FUTURE) SPARE	16-DO	1	8	6		1				TRN8MX12_START_OUT
183	TRAIN 8 MIXER 2-1 START (FUTURE) SPARE	16-DO	1	8	7		1				TRN8MX21_START_OUT
184	TRAIN 8 MIXER 2-2 START (FUTURE) SPARE	16-DO	1	8	8		1				TRN8MX22_START_OUT
185	TRAIN 8 MIXER 3-1 START (FUTURE) SPARE	16-DO	1	8	9		1				TRN8MX31_START_OUT
186	TRAIN 8 MIXER 3-2 START (FUTURE) SPARE	16-DO	1	8	10		1				TRN8MX32_START_OUT
187	TRAIN 8 MIXER 4-1 START (FUTURE) SPARE	16-DO	1	8	11		1				TRN8MX41_START_OUT
188	TRAIN 8 MIXER 4-2 START (FUTURE) SPARE	16-DO	1	8	12		1				TRN8MX42_START_OUT
189	TRAIN 8 MIXER 5-1 START (FUTURE) SPARE	16-DO	1	8	13		1				TRN8MX51_START_OUT
190	TRAIN 8 MIXER 5-2 START (FUTURE) SPARE	16-DO	1	8	14		1				TRN8MX52_START_OUT
191	TRAIN 8 MIXER 6-1 START (FUTURE) SPARE	16-DO	1	8	15		1				TRN8MX61_START_OUT
192	TRAIN 8 MIXER 6-2 START (FUTURE) SPARE	16-DO	1	8	16		1				TRN8MX62_START_OUT
193	TRAIN 5 PURGE BLOWER START	16-DO	2	1	1	1					TRN5BLWR_START_OUT
194	TRAIN 5 PURGE BLOWER STOP	16-DO	2	1	2	1					TRN5BLWR_STOP_OUT
195	TRAIN 6 PURGE BLOWER START	16-DO	2	1	3	1					TRN6BLWR_START_OUT
196	TRAIN 6 PURGE BLOWER STOP	16-DO	2	1	4	1					TRN6BLWR_STOP_OUT
197	TRAIN 7 PURGE BLOWER START	16-DO	2	1	5		1				TRN7BLWR_START_OUT
198	TRAIN 7 PURGE BLOWER STOP	16-DO	2	1	6		1				TRN7BLWR_STOP_OUT
199	TRAIN 8 PURGE BLOWER START (FUTURE) SPARE	16-DO	2	1	7		1				TRN8BLWR_START_OUT
200	TRAIN 8 PURGE BLOWER STOP (FUTURE) SPARE	16-DO	2	1	8	1					TRN8BLWR_STOP_OUT
201	EMERGENCY BELL	16-DO	2	1	9	1					EMRGNCY_BELL_OUT
202	BOX #5 (Auto/Manual)	16-DO	2	1	10	1					WEIRG5_MAN_OUT
203	BOX #6 (Auto/Manual)	16-DO	2	1	11	1					WEIRG6_MAN_OUT
204	BOX #7 (Auto/Manual)	16-DO	2	1	12	1					WEIRG7_MAN_OUT
205	BOX #8 (Auto/Manual)	16-DO	2	1	13	1					WEIRG8_MAN_OUT
206	SPARE-DO	16-DO	2	1	14		1				
207	SPARE-DO	16-DO	2	1	15		1				
208	SPARE-DO	16-DO	2	1	16		1				

	Points	Boards	Spare
4-AI	0	0	
8-AI	48	6	
2-AO	0	0	
4-AO	16	4	
8-DI	0	0	
16-DI	80	5	
8-DO	0	0	
16-DO	64	4	
Spare AI	3		6%
Spare AO	4		25%
Spare DI	10		13%
Spare DO	3		5%
<b>Total</b>	<b>144</b>	<b>15</b>	
<b>TOTAL CONNECTED</b>	<b>119</b>		
<b>PERCENTAGE CONNECTED + SPARES</b>	<b>100.00%</b>		
<b>SPARES</b>	<b>89</b>		

MIAMI-DADE WATER AND SEWER DEPARTMENT  
SOUTH DISTRICT WASTE WATER TREATMENT PLANT  
INPUT/OUTPUT LIST  
RTU SD06 ELECTRICAL SWG BULDING #1

ITEM	DESCRIPTION	SIG. TYPE	RACK	CARD	POINT	PT. CONN	SPARE	ZERO	SPAN	SIGNAL NAME
1	ROOM TEMPERATURE	8-AI	1	6	1	1		0	150	ROOM_TEMP
2	DIESEL FUEL TANK 1	8-AI	1	6	2	1		0	126	FUEL1_LEVEL_IN
3	DIESEL FUEL TANK 2	8-AI	1	6	3	1		0	126	FUEL2_LEVEL_IN
4	DIESEL FUEL TANK 3	8-AI	1	6	4	1		0	126	FUEL3_LEVEL_IN
5	DIESEL FUEL TANK 4	8-AI	1	6	5	1		0	126	FUEL4_LEVEL_IN
6	DIESEL FUEL TANK 5	8-AI	1	6	6	1		0	126	FUEL5_LEVEL_IN
7	SPARE-DI	8-AI	1	6	7		1			
8	SPARE-DI	8-AI	1	6	8		1			
9	SPARE-DI	8-AI	1	7	1		1			
10	SPARE-DI	8-AI	1	7	2		1			
11	SPARE-DI	8-AI	1	7	3		1			
12	SPARE-DI	8-AI	1	7	4		1			
13	SPARE-DI	8-AI	1	7	5		1			
14	SPARE-DI	8-AI	1	7	6		1			
15	SPARE-DI	8-AI	1	7	7		1			
16	SPARE-DI	8-AI	1	7	8		1			
17	AC FAILURE ALARM	16-DI	1	1	1	1				ACFAIL_IN
18	BATTERY LOW ALARM	16-DI	1	1	2	1				BATTERY_LOW_IN
19	SURGE PROTECTOR ALARM	16-DI	1	1	3	1				ACSURGE_FAIL_IN
20	SPARE-DI	16-DI	1	1	4		1			
21	SPARE-DI	16-DI	1	1	5		1			
22	SPARE-DI	16-DI	1	1	6		1			
23	SPARE-DI	16-DI	1	1	7		1			
24	SPARE-DI	16-DI	1	1	8		1			
25	SPARE-DI	16-DI	1	1	9		1			
26	SPARE-DI	16-DI	1	1	10		1			
27	SPARE-DI	16-DI	1	1	11		1			
28	SPARE-DI	16-DI	1	1	12		1			
29	SPARE-DI	16-DI	1	1	13		1			
30	SPARE-DI	16-DI	1	1	14		1			
31	SPARE-DI	16-DI	1	1	15		1			
32	SPARE-DI	16-DI	1	1	16		1			
33	SPARE-DI	16-DI	1	2	1		1			
34	SPARE-DI	16-DI	1	2	2		1			
35	SPARE-DI	16-DI	1	2	3		1			
36	SPARE-DI	16-DI	1	2	4		1			
37	SPARE-DI	16-DI	1	2	5		1			
38	SPARE-DI	16-DI	1	2	6		1			
39	SPARE-DI	16-DI	1	2	7		1			
40	SPARE-DI	16-DI	1	2	8		1			
41	SPARE-DI	16-DI	1	2	9		1			
42	SPARE-DI	16-DI	1	2	10		1			
43	SPARE-DI	16-DI	1	2	11		1			
44	SPARE-DI	16-DI	1	2	12		1			
45	SPARE-DI	16-DI	1	2	13		1			
46	SPARE-DI	16-DI	1	2	14		1			
47	SPARE-DI	16-DI	1	2	15		1			
48	SPARE-DI	16-DI	1	2	16		1			
49	SPARE-DO	16-DO	1	4	1		1			
50	SPARE-DO	16-DO	1	4	2		1			
51	SPARE-DO	16-DO	1	4	3		1			
52	SPARE-DO	16-DO	1	4	4		1			
53	SPARE-DO	16-DO	1	4	5		1			
54	SPARE-DO	16-DO	1	4	6		1			
55	SPARE-DO	16-DO	1	4	7		1			
56	SPARE-DO	16-DO	1	4	8		1			
57	SPARE-DO	16-DO	1	4	9		1			
58	SPARE-DO	16-DO	1	4	10		1			
59	SPARE-DO	16-DO	1	4	11		1			
60	SPARE-DO	16-DO	1	4	12		1			
61	SPARE-DO	16-DO	1	4	13		1			
62	SPARE-DO	16-DO	1	4	14		1			
63	SPARE-DO	16-DO	1	4	15		1			
64	SPARE-DO	16-DO	1	4	16		1			

**NOTE:**  
SIGNAL NAMES CHANGED

	Points	Boards	Spare
4-AI	0	0	
8-AI	16	2	
2-AO	0	0	
4-AO	0	0	
8-DI	0	0	
16-DI	32	2	
8-DO	0	0	
16-DO	16	1	
Spare AI	0		0%
Spare AO	0		#DIV/0!

MIAMI-DADE WATER AND SEWER DEPARTMENT  
 SOUTH DISTRICT WASTE WATER TREATMENT PLANT  
 INPUT/OUTPUT LIST  
 RTU SD06 ELECTRICAL SWG BULDING #1

ITEM	DESCRIPTION	SIG. TYPE	RACK	CARD	POINT	PT. CONN	SPARE	ZERO	SPAN	SIGNAL NAME
		Spare DI	39		121.88%					
		Spare DO	16		100%					
		<b>Total</b>	64	5						
	<b>TOTAL CONNECTED</b>		9							
	<b>PERCENTAGE CONNECTED + SPARES</b>		33.33%							
	<b>SPARES</b>		55							

MIAMI-DADE WATER AND SEWER DEPARTMENT  
SOUTH DISTRICT WASTE WATER TREATMENT PLANT  
INPUT/OUTPUT LIST  
RTU SD07 UNOX BUILDING 1 EAST

ITEM	DESCRIPTION	SIG. TYPE	RACK	CARD	POINT	PT. CONN	SPARE	ZERO	SPAN	SIGNAL NAME
UNOX 1 (EAST) RACKS 1/2/3 (10.7.120.154/55/56)										
1	TRAIN 1 STAGE 1 LEL	8-AI	2	2	1	1		0	100	TRN1STG1_LEL_IN
2	TRAIN 1 STAGE 6 LEL	8-AI	2	2	2	1		0	100	TRN1STG6_LEL_IN
3	TRAIN 2 STAGE 1 LEL	8-AI	2	2	3	1		0	100	TRN2STG1_LEL_IN
4	TRAIN 2 STAGE 6 LEL	8-AI	2	2	4	1		0	100	TRN2STG6_LEL_IN
5	TRAIN 3 STAGE 1 LEL	8-AI	2	2	5	1		0	100	TRN3STG1_LEL_IN
6	TRAIN 3 STAGE 6 LEL	8-AI	2	2	6	1		0	100	TRN3STG6_LEL_IN
7	TRAIN 4 STAGE 1 LEL	8-AI	2	2	7	1		0	100	TRN4STG1_LEL_IN
8	TRAIN 4 STAGE 6 LEL	8-AI	2	2	8	1		0	100	TRN4STG6_LEL_IN
9	TRAIN 1 OXYGEN FLOW	8-AI	2	3	1	1		0	400	TRN1OXYG_FLOW
10	TRAIN 2 OXYGEN FLOW	8-AI	2	3	2	1		0	400	TRN2OXYG_FLOW_IN
11	TRAIN 3 OXYGEN FLOW	8-AI	2	3	3	1		0	400	TRN3OXYG_FLOW_IN
12	TRAIN 4 OXYGEN FLOW	8-AI	2	3	4	1		0	400	TRN4OXYG_FLOW_IN
13	TRAIN 1 OXYGEN VALVE POSITION	8-AI	2	3	5	1		0	100	TRN1OXYG_VLVPOS_IN
14	TRAIN 2 OXYGEN VALVE POSITION	8-AI	2	3	6	1		0	100	TRN2OXYG_VLVPOS_IN
15	TRAIN 3 OXYGEN VALVE POSITION	8-AI	2	3	7	1		0	100	TRN3OXYG_VLVPOS_IN
16	TRAIN 4 OXYGEN VALVE POSITION	8-AI	2	3	8	1		0	100	TRN4OXYG_VLVPOS_IN
17	TSS TRAIN 1	8-AI	2	4	1		1	0	10000	TSS1_TRANS_IN
18	TSS TRAIN 2	8-AI	2	4	2		1	0	10000	TSS2_TRANS_IN
19	TSS TRAIN 3	8-AI	2	4	3		1	0	10000	TSS3_TRANS_IN
20	TSS TRAIN 4	8-AI	2	4	4		1	0	10000	TSS4_TRANS_IN
21	TRAIN 1 VENT VALVE PURITY	8-AI	2	4	5	1		0	100	TRN1VENT_VLVPUR_IN
22	TRAIN 2 VENT VALVE PURITY	8-AI	2	4	6	1		0	100	TRN2VENT_VLVPUR_IN
23	TRAIN 3 VENT VALVE PURITY	8-AI	2	4	7	1		0	100	TRN3VENT_VLVPUR_IN
24	TRAIN 4 VENT VALVE PURITY	8-AI	2	4	8	1		0	100	TRN4VENT_VLVPUR_IN
25	TRAIN 1 VENT VALVE POSITION	8-AI	2	5	1	1		0	100	TRN1VENT_VLVPOS_IN
26	TRAIN 2 VENT VALVE POSITION	8-AI	2	5	2	1		0	100	TRN2VENT_VLVPOS_IN
27	TRAIN 3 VENT VALVE POSITION	8-AI	2	5	3	1		0	100	TRN3VENT_VLVPOS_IN
28	TRAIN 4 VENT VALVE POSITION	8-AI	2	5	4	1		0	100	TRN4VENT_VLVPOS_IN
29	TRAIN 1 RAS FLOW	8-AI	2	5	5	1		0	10	TRN1RAS_FLOW_IN
30	TRAIN 2 RAS FLOW	8-AI	2	5	6	1		0	10	TRN2RAS_FLOW_IN
31	TRAIN 3 RAS FLOW	8-AI	2	5	7	1		0	10	TRN3RAS_FLOW_IN
32	TRAIN 4 RAS FLOW	8-AI	2	5	8	1		0	10	TRN4RAS_FLOW_IN
33	UNOX 1 ROOM TEMPERATURE	8-AI	2	6	1	1		0	150	ROOM_TEMP
34	SPARE-AI	8-AI	2	6	2		1			
35	SPARE-AI	8-AI	2	6	3		1			
36	BOX #1 WEIR GATE POSITION	8-AI	2	6	4	1		0	8.6	WEIRG1_POS_IN
37	BOX #2 WEIR GATE POSITION	8-AI	2	6	5	1		0	8.6	WEIRG2_POS_IN
38	BOX #3 WEIR GATE POSITION	8-AI	2	6	6	1		0	8.6	WEIRG3_POS_IN
39	BOX #4 WEIR GATE POSITION	8-AI	2	6	7	1		0	8.6	WEIRG4_POS_IN
40	BOX #1 LEVEL	8-AI	2	6	8	1		0	23.61	BOX1_LEVEL_IN
41	BOX #2 LEVEL	8-AI	2	7	1	1		0	23.75	BOX2_LEVEL_IN
42	BOX #3 LEVEL	8-AI	2	7	2	1		0	24.01	BOX3_LEVEL_IN
43	BOX #4 LEVEL	8-AI	2	7	3	1		0	24.32	BOX4_LEVEL_IN
44	SPARE	8-AI	2	7	4	1	1			
45	DISSOLVED OXYGEN TRAIN 1	8-AI	2	7	5	1		0	5	DO1_TRANS_IN
46	DISSOLVED OXYGEN TRAIN 2	8-AI	2	7	6	1		0	5	DO2_TRANS_IN
47	DISSOLVED OXYGEN TRAIN 3	8-AI	2	7	7	1		0	5	DO3_TRANS_IN
48	DISSOLVED OXYGEN TRAIN 4	8-AI	2	7	8	1		0	5	DO4_TRANS_IN
49	TRAIN 1 OXYGEN VALVE CONTROL	4-AO	3	1	1	1		0	100	TRN1OXYG_VLVCTL_OUT
50	TRAIN 2 OXYGEN VALVE CONTROL	4-AO	3	1	2	1		0	100	TRN2OXYG_VLVCTL_OUT
51	TRAIN 3 OXYGEN VALVE CONTROL	4-AO	3	1	3	1		0	100	TRN3OXYG_VLVCTL_OUT
52	TRAIN 4 OXYGEN VALVE CONTROL	4-AO	3	1	4	1		0	100	TRN4OXYG_VLVCTL_OUT
53	TRAIN 1 VENT VALVE CONTROL	4-AO	3	2	1	1		0	100	TRN1VENT_VLVCTL_OUT
54	TRAIN 2 VENT VALVE CONTROL	4-AO	3	2	2	1		0	100	TRN2VENT_VLVCTL_OUT
55	TRAIN 3 VENT VALVE CONTROL	4-AO	3	2	3	1		0	100	TRN3VENT_VLVCTL_OUT
56	TRAIN 4 VENT VALVE CONTROL	4-AO	3	2	4	1		0	100	TRN4VENT_VLVCTL_OUT
57	BOX #1 WEIR GATE POSITION CONTROL	4-AO	3	3	1	1		0	8.6	WEIRG1_POS_OUT
58	BOX #2 WEIR GATE POSITION CONTROL	4-AO	3	3	2	1		0	8.6	WEIRG2_POS_OUT
59	BOX #3 WEIR GATE POSITION CONTROL	4-AO	3	3	3	1		0	8.6	WEIRG3_POS_OUT
60	BOX #4 WEIR GATE POSITION CONTROL	4-AO	3	3	4	1		0	8.6	WEIRG4_POS_OUT
61	SPARE-AO	4-AO	3	4	1		1			
62	SPARE-AO	4-AO	3	4	2		1			
63	SPARE-AO	4-AO	3	4	3		1			
64	SPARE-AO	4-AO	3	4	4		1			
65	TRAIN 1 MIXER 1-1 STATUS	16-DI	1	1	1	1				TRN1MX11_STAT_IN
66	TRAIN 1 MIXER 1-2 STATUS	16-DI	1	1	2	1				TRN1MX12_STAT_IN
67	TRAIN 1 MIXER 2-1 STATUS	16-DI	1	1	3	1				TRN1MX21_STAT_IN
68	TRAIN 1 MIXER 2-2 STATUS	16-DI	1	1	4	1				TRN1MX22_STAT_IN
69	TRAIN 1 MIXER 3-1 STATUS	16-DI	1	1	5	1				TRN1MX31_STAT_IN
70	TRAIN 1 MIXER 3-2 STATUS	16-DI	1	1	6	1				TRN1MX32_STAT_IN
71	TRAIN 1 MIXER 4-1 STATUS	16-DI	1	1	7	1				TRN1MX41_STAT_IN
72	TRAIN 1 MIXER 4-2 STATUS	16-DI	1	1	8	1				TRN1MX42_STAT_IN
73	TRAIN 1 MIXER 5-1 STATUS	16-DI	1	1	9	1				TRN1MX51_STAT_IN
74	TRAIN 1 MIXER 5-2 STATUS	16-DI	1	1	10	1				TRN1MX52_STAT_IN
75	TRAIN 1 MIXER 6-1 STATUS	16-DI	1	1	11	1				TRN1MX61_STAT_IN

MIAMI-DADE WATER AND SEWER DEPARTMENT  
SOUTH DISTRICT WASTE WATER TREATMENT PLANT  
INPUT/OUTPUT LIST  
RTU SD07 UNOX BUILDING 1 EAST

ITEM	DESCRIPTION	SIG. TYPE	RACK	CARD	POINT	PT. CONN	SPARE	ZERO	SPAN	SIGNAL NAME
76	TRAIN 1 MIXER 6-2 STATUS	16-DI	1	1	12	1				TRN1MX62_STAT_IN
77	TRAIN 2 MIXER 1-1 STATUS	16-DI	1	1	13	1				TRN2MX11_STAT_IN
78	TRAIN 2 MIXER 1-2 STATUS	16-DI	1	1	14	1				TRN2MX12_STAT_IN
79	TRAIN 2 MIXER 2-1 STATUS	16-DI	1	1	15	1				TRN2MX21_STAT_IN
80	TRAIN 2 MIXER 2-2 STATUS	16-DI	1	1	16	1				TRN2MX22_STAT_IN
81	TRAIN 2 MIXER 3-1 STATUS	16-DI	1	2	1	1				TRN2MX31_STAT_IN
82	TRAIN 2 MIXER 3-2 STATUS	16-DI	1	2	2	1				TRN2MX32_STAT_IN
83	TRAIN 2 MIXER 4-1 STATUS	16-DI	1	2	3	1				TRN2MX41_STAT_IN
84	TRAIN 2 MIXER 4-2 STATUS	16-DI	1	2	4	1				TRN2MX42_STAT_IN
85	TRAIN 2 MIXER 5-1 STATUS	16-DI	1	2	5	1				TRN2MX51_STAT_IN
86	TRAIN 2 MIXER 5-2 STATUS	16-DI	1	2	6	1				TRN2MX52_STAT_IN
87	TRAIN 2 MIXER 6-1 STATUS	16-DI	1	2	7	1				TRN2MX61_STAT_IN
88	TRAIN 2 MIXER 6-2 STATUS	16-DI	1	2	8	1				TRN2MX62_STAT_IN
89	TRAIN 3 MIXER 1-1 STATUS	16-DI	1	2	9	1				TRN3MX11_STAT_IN
90	TRAIN 3 MIXER 1-2 STATUS	16-DI	1	2	10	1				TRN3MX12_STAT_IN
91	TRAIN 3 MIXER 2-1 STATUS	16-DI	1	2	11	1				TRN3MX21_STAT_IN
92	TRAIN 3 MIXER 2-2 STATUS	16-DI	1	2	12	1				TRN3MX22_STAT_IN
93	TRAIN 3 MIXER 3-1 STATUS	16-DI	1	2	13	1				TRN3MX31_STAT_IN
94	TRAIN 3 MIXER 3-2 STATUS	16-DI	1	2	14	1				TRN3MX32_STAT_IN
95	TRAIN 3 MIXER 4-1 STATUS	16-DI	1	2	15	1				TRN3MX41_STAT_IN
96	TRAIN 3 MIXER 4-2 STATUS	16-DI	1	2	16	1				TRN3MX42_STAT_IN
97	TRAIN 3 MIXER 5-1 STATUS	16-DI	1	3	1	1				TRN3MX51_STAT_IN
98	TRAIN 3 MIXER 5-2 STATUS	16-DI	1	3	2	1				TRN3MX52_STAT_IN
99	TRAIN 3 MIXER 6-1 STATUS	16-DI	1	3	3	1				TRN3MX61_STAT_IN
100	TRAIN 3 MIXER 6-2 STATUS	16-DI	1	3	4	1				TRN3MX62_STAT_IN
101	TRAIN 4 MIXER 1-1 STATUS	16-DI	1	3	5	1				TRN4MX11_STAT_IN
102	TRAIN 4 MIXER 1-2 STATUS	16-DI	1	3	6	1				TRN4MX12_STAT_IN
103	TRAIN 4 MIXER 2-1 STATUS	16-DI	1	3	7	1				TRN4MX21_STAT_IN
104	TRAIN 4 MIXER 2-2 STATUS	16-DI	1	3	8	1				TRN4MX22_STAT_IN
105	TRAIN 4 MIXER 3-1 STATUS	16-DI	1	3	9	1				TRN4MX31_STAT_IN
106	TRAIN 4 MIXER 3-2 STATUS	16-DI	1	3	10	1				TRN4MX32_STAT_IN
107	TRAIN 4 MIXER 4-1 STATUS	16-DI	1	3	11	1				TRN4MX41_STAT_IN
108	TRAIN 4 MIXER 4-2 STATUS	16-DI	1	3	12	1				TRN4MX42_STAT_IN
109	TRAIN 4 MIXER 5-1 STATUS	16-DI	1	3	13	1				TRN4MX51_STAT_IN
110	TRAIN 4 MIXER 5-2 STATUS	16-DI	1	3	14	1				TRN4MX52_STAT_IN
111	TRAIN 4 MIXER 6-1 STATUS	16-DI	1	3	15	1				TRN4MX61_STAT_IN
112	TRAIN 4 MIXER 6-2 STATUS	16-DI	1	3	16	1				TRN4MX62_STAT_IN
113	TRAIN 1 PURGE BLOWER STATUS	16-DI	1	4	1	1				TRN1BLWR_STAT_IN
114	TRAIN 2 PURGE BLOWER STATUS	16-DI	1	4	2	1				TRN2BLWR_STAT_IN
115	TRAIN 3 PURGE BLOWER STATUS	16-DI	1	4	3	1				TRN3BLWR_STAT_IN
116	TRAIN 4 PURGE BLOWER STATUS	16-DI	1	4	4	1				TRN4BLWR_STAT_IN
117	AC FAILURE ALARM	16-DI	1	4	5	1				ACFAIL_IN
118	BATTERY LOW ALARM	16-DI	1	4	6	1				BATTERY_LOW_IN
119	FIRE ALARM	16-DI	1	4	7	1				FIRE_ALRM_IN
120	COMPRESSOR BLOWER #1 STATUS	16-DI	1	4	8	1				TRN1DIFB_STAT_IN
121	COMPRESSOR BLOWER #2 STATUS	16-DI	1	4	9	1				TRN2DIFB_STAT_IN
122	COMPRESSOR BLOWER #3 STATUS	16-DI	1	4	10	1				TRN3DIFB_STAT_IN
123	COMPRESSOR BLOWER #4 STATUS	16-DI	1	4	11	1				TRN4DIFB_STAT_IN
124	SURGE PROTECTOR ALARM	16-DI	1	4	12	1				ACSURGE_FAIL_IN
125	WEIR GATE #1 LOCAL CONTROL	16-DI	1	4	13	1				WEIRG1_LOCAL_IN
126	WEIR GATE #2 LOCAL CONTROL	16-DI	1	4	14	1				WEIRG2_LOCAL_IN
127	WEIR GATE #3 LOCAL CONTROL	16-DI	1	4	15	1				WEIRG3_LOCAL_IN
128	WEIR GATE #4 LOCAL CONTROL	16-DI	1	4	16	1				WEIRG4_LOCAL_IN
129	BOX #1 WEIR GATE FAILURE	16-DI	1	5	1	1				WEIRG1_ALRM_IN
130	BOX #2 WEIR GATE FAILURE	16-DI	1	5	2	1				WEIRG2_ALRM_IN
131	BOX #3 WEIR GATE FAILURE	16-DI	1	5	3	1				WEIRG3_ALRM_IN
132	BOX #4 WEIR GATE FAILURE	16-DI	1	5	4	1				WEIRG4_ALRM_IN
133	TRAIN 4 AERATION BLOWER	16-DI	1	5	5	1				TRN4AIR_STAT_IN
134	TRAIN 3 AERATION BLOWER	16-DI	1	5	6	1				TRN3AIR_STAT_IN
135	TRAIN 2 AERATION BLOWER	16-DI	1	5	7	1				TRN2AIR_STAT_IN
136	TRAIN 1 AERATION BLOWER	16-DI	1	5	8	1				TRN1AIR_STAT_IN
137	SPARE-DI	16-DI	1	5	9		1			
138	SPARE-DI	16-DI	1	5	10		1			
139	SPARE-DI	16-DI	1	5	11		1			
140	SPARE-DI	16-DI	1	5	12		1			
141	SPARE-DI	16-DI	1	5	13		1			
142	SPARE-DI	16-DI	1	5	14		1			
143	SPARE-DI	16-DI	1	5	15		1			
144	SPARE-DI	16-DI	1	5	16		1			
145	TRAIN 1 MIXER 1-1 START	16-DO	1	6	1	1				TRN1MX11_START_OUT
146	TRAIN 1 MIXER 1-2 START	16-DO	1	6	2	1				TRN1MX12_START_OUT
147	TRAIN 1 MIXER 2-1 START	16-DO	1	6	3	1				TRN1MX21_START_OUT
148	TRAIN 1 MIXER 2-2 START	16-DO	1	6	4	1				TRN1MX22_START_OUT
149	TRAIN 1 MIXER 3-1 START	16-DO	1	6	5	1				TRN1MX31_START_OUT
150	TRAIN 1 MIXER 3-2 START	16-DO	1	6	6	1				TRN1MX32_START_OUT
151	TRAIN 1 MIXER 4-1 START	16-DO	1	6	7	1				TRN1MX41_START_OUT

MIAMI-DADE WATER AND SEWER DEPARTMENT  
SOUTH DISTRICT WASTE WATER TREATMENT PLANT  
INPUT/OUTPUT LIST  
RTU SD07 UNOX BUILDING 1 EAST

ITEM	DESCRIPTION	SIG. TYPE	RACK	CARD	POINT	PT. CONN	SPARE	ZERO	SPAN	SIGNAL NAME
152	TRAIN 1 MIXER 4-2 START	16-DO	1	6	8	1				TRN1MX42_START_OUT
153	TRAIN 1 MIXER 5-1 START	16-DO	1	6	9	1				TRN1MX51_START_OUT
154	TRAIN 1 MIXER 5-2 START	16-DO	1	6	10	1				TRN1MX52_START_OUT
155	TRAIN 1 MIXER 6-1 START	16-DO	1	6	11	1				TRN1MX61_START_OUT
156	TRAIN 1 MIXER 6-2 START	16-DO	1	6	12	1				TRN1MX62_START_OUT
157	TRAIN 2 MIXER 1-1 START	16-DO	1	6	13	1				TRN2MX11_START_OUT
158	TRAIN 2 MIXER 1-2 START	16-DO	1	6	14	1				TRN2MX12_START_OUT
159	TRAIN 2 MIXER 2-1 START	16-DO	1	6	15	1				TRN2MX21_START_OUT
160	TRAIN 2 MIXER 2-2 START	16-DO	1	6	16	1				TRN2MX22_START_OUT
161	TRAIN 2 MIXER 3-1 START	16-DO	1	7	1	1				TRN2MX31_START_OUT
162	TRAIN 2 MIXER 3-2 START	16-DO	1	7	2	1				TRN2MX32_START_OUT
163	TRAIN 2 MIXER 4-1 START	16-DO	1	7	3	1				TRN2MX41_START_OUT
164	TRAIN 2 MIXER 4-2 START	16-DO	1	7	4	1				TRN2MX42_START_OUT
165	TRAIN 2 MIXER 5-1 START	16-DO	1	7	5	1				TRN2MX51_START_OUT
166	TRAIN 2 MIXER 5-2 START	16-DO	1	7	6	1				TRN2MX52_START_OUT
167	TRAIN 2 MIXER 6-1 START	16-DO	1	7	7	1				TRN2MX61_START_OUT
168	TRAIN 2 MIXER 6-2 START	16-DO	1	7	8	1				TRN2MX62_START_OUT
169	TRAIN 3 MIXER 1-1 START	16-DO	1	7	9	1				TRN3MX11_START_OUT
170	TRAIN 3 MIXER 1-2 START	16-DO	1	7	10	1				TRN3MX12_START_OUT
171	TRAIN 3 MIXER 2-1 START	16-DO	1	7	11	1				TRN3MX21_START_OUT
172	TRAIN 3 MIXER 2-2 START	16-DO	1	7	12	1				TRN3MX22_START_OUT
173	TRAIN 3 MIXER 3-1 START	16-DO	1	7	13	1				TRN3MX31_START_OUT
174	TRAIN 3 MIXER 3-2 START	16-DO	1	7	14	1				TRN3MX32_START_OUT
175	TRAIN 3 MIXER 4-1 START	16-DO	1	7	15	1				TRN3MX41_START_OUT
176	TRAIN 3 MIXER 4-2 START	16-DO	1	7	16	1				TRN3MX42_START_OUT
177	TRAIN 3 MIXER 5-1 START	16-DO	1	8	1	1				TRN3MX51_START_OUT
178	TRAIN 3 MIXER 5-2 START	16-DO	1	8	2	1				TRN3MX52_START_OUT
179	TRAIN 3 MIXER 6-1 START	16-DO	1	8	3	1				TRN3MX61_START_OUT
180	TRAIN 3 MIXER 6-2 START	16-DO	1	8	4	1				TRN3MX62_START_OUT
181	TRAIN 4 MIXER 1-1 START	16-DO	1	8	5	1				TRN4MX11_START_OUT
182	TRAIN 4 MIXER 1-2 START	16-DO	1	8	6	1				TRN4MX12_START_OUT
183	TRAIN 4 MIXER 2-1 START	16-DO	1	8	7	1				TRN4MX21_START_OUT
184	TRAIN 4 MIXER 2-2 START	16-DO	1	8	8	1				TRN4MX22_START_OUT
185	TRAIN 4 MIXER 3-1 START	16-DO	1	8	9	1				TRN4MX31_START_OUT
186	TRAIN 4 MIXER 3-2 START	16-DO	1	8	10	1				TRN4MX32_START_OUT
187	TRAIN 4 MIXER 4-1 START	16-DO	1	8	11	1				TRN4MX41_START_OUT
188	TRAIN 4 MIXER 4-2 START	16-DO	1	8	12	1				TRN4MX42_START_OUT
189	TRAIN 4 MIXER 5-1 START	16-DO	1	8	13	1				TRN4MX51_START_OUT
190	TRAIN 4 MIXER 5-2 START	16-DO	1	8	14	1				TRN4MX52_START_OUT
191	TRAIN 4 MIXER 6-1 START	16-DO	1	8	15	1				TRN4MX61_START_OUT
192	TRAIN 4 MIXER 6-2 START	16-DO	1	8	16	1				TRN4MX62_START_OUT
193	TRAIN 1 PURGE BLOWER START	16-DO	2	1	1	1				TRN1BLWR_START_OUT
194	TRAIN 1 PURGE BLOWER STOP	16-DO	2	1	2	1				TRN1BLWR_STOP_OUT
195	TRAIN 2 PURGE BLOWER START	16-DO	2	1	3	1				TRN2BLWR_START_OUT
196	TRAIN 2 PURGE BLOWER STOP	16-DO	2	1	4	1				TRN2BLWR_STOP_OUT
197	TRAIN 3 PURGE BLOWER START	16-DO	2	1	5	1				TRN3BLWR_START_OUT
198	TRAIN 3 PURGE BLOWER STOP	16-DO	2	1	6	1				TRN3BLWR_STOP_OUT
199	TRAIN 4 PURGE BLOWER START	16-DO	2	1	7	1				TRN4BLWR_START_OUT
200	TRAIN 4 PURGE BLOWER STOP	16-DO	2	1	8	1				TRN4BLWR_STOP_OUT
201	EMERGENCY BELL	16-DO	2	1	9	1				EMRGNCY_BELL_OUT
202	BOX #1 (Auto/Manual)	16-DO	2	1	10	1				BOX1_MAN_OUT
203	BOX #2 (Auto/Manual)	16-DO	2	1	11	1				BOX2_MAN_OUT
204	BOX #3 (Auto/Manual)	16-DO	2	1	12	1				BOX3_MAN_OUT
205	BOX #4 (Auto/Manual)	16-DO	2	1	13	1				BOX4_MAN_OUT
206	SPARE-DO	16-DO	2	1	14		1			
207	SPARE-DO	16-DO	2	1	15		1			
208	SPARE-DO	16-DO	2	1	16		1			
209	SUBSTATION 11 & 12 REMOTE RACK (10.7.120.176)									
210	SPARE-DI	16-DI	1	1	1		1			
211	SPARE-DI	16-DI	1	1	2		1			
212	SPARE-DI	16-DI	1	1	3		1			
213	SPARE-DI	16-DI	1	1	4		1			
214	SPARE-DI	16-DI	1	1	5		1			
215	SPARE-DI	16-DI	1	1	6		1			
216	SPARE-DI	16-DI	1	1	7		1			
217	SPARE-DI	16-DI	1	1	8		1			
218	SPARE-DI	16-DI	1	1	9		1			
219	SPARE-DI	16-DI	1	1	10		1			
220	SPARE-DI	16-DI	1	1	11		1			
221	SPARE-DI	16-DI	1	1	12		1			
222	SPARE-DI	16-DI	1	1	13		1			
223	SPARE-DI	16-DI	1	1	14		1			
224	SPARE-DI	16-DI	1	1	15		1			
225	SPARE-DI	16-DI	1	1	16		1			
226	SUBSTATION ROOM TEMPERATURE	8-AI	1	3	1	1		0	150	ROOM_TEMP1
227	SPARE-AI	8-AI	1	3	2		1			

MIAMI-DADE WATER AND SEWER DEPARTMENT  
 SOUTH DISTRICT WASTE WATER TREATMENT PLANT  
 INPUT/OUTPUT LIST  
 RTU SD07 UNOX BUILDING 1 EAST

ITEM	DESCRIPTION	SIG. TYPE	RACK	CARD	POINT	PT. CONN	SPARE	ZERO	SPAN	SIGNAL NAME
228	SPARE-AI	8-AI	1	3	3		1			
229	SPARE-AI	8-AI	1	3	4		1			
230	SPARE-AI	8-AI	1	3	5		1			
231	SPARE-AI	8-AI	1	3	6		1			
232	SPARE-AI	8-AI	1	3	7		1			
233	SPARE-AI	8-AI	1	3	8		1			

	Points	Boards	Spare
4-AI	0	0	
8-AI	56	7	
2-AO	0	0	
4-AO	16	4	
8-DI	0	0	
16-DI	96	6	
8-DO	0	0	
16-DO	64	4	
Spare AI	9		16%
Spare AO	4		25%
Spare DI	24		25%
Spare DO	3		5%
Total	272	21	

**TOTAL CONNECTED** 188  
**PERCENTAGE CONNECTED + SPARES** 100.43%  
**SPARES** 45



MIAMI-DADE WATER AND SEWER DEPARTMENT  
SOUTH DISTRICT WASTE WATER TREATMENT PLANT  
INPUT/OUTPUT LIST  
RTU SD10 RAS BUILDING 1

ITEM	DESCRIPTION	SIG. TYPE	RACK	CARD	POINT	PT. CONN	SPARE	ZERO	SPAN	SIGNAL NAME
RAS1 STATION RACKS 1/2/3 (10.7.120.146/147/82)										
1	CLARIFIER 1 RAS FLOW	8-AI	2	3	1	1		0	20000	CLARF1_FLOW_IN
2	CLARIFIER 2 RAS FLOW	8-AI	2	3	2	1		0	20000	CLARF2_FLOW_IN
3	CLARIFIER 3 RAS FLOW	8-AI	2	3	3	1		0	20000	CLARF3_FLOW_IN
4	CLARIFIER 4 RAS FLOW	8-AI	2	3	4	1		0	20000	CLARF4_FLOW_IN
5	WASTE SLUDGE TO CONCENTRATOR	8-AI	2	3	5	1		0	2000	WSTSLG_FLOW_I
6	RETURN SLUDGE TO TRAINS	8-AI	2	3	6	1		0	2000	RTSLG_FLOW_I
7	RAS PUMP 1 SPEED INDICATION	8-AI	2	3	7	1		0	890	RASP1_SPD_IN
8	RAS PUMP 2 SPEED INDICATION	8-AI	2	3	8	1		0	890	RASP2_SPD_IN
9	RAS PUMP 3 SPEED INDICATION	8-AI	2	4	1	1		0	890	RASP3_SPD_IN
10	RAS PUMP 4 SPEED INDICATION	8-AI	2	4	2	1		0	890	RASP4_SPD_IN
11	RAS PUMP 5 SPEED INDICATION	8-AI	2	4	3	1		0	890	RASP5_SPD_IN
12	RAS PUMP 6 SPEED INDICATION	8-AI	2	4	4	1		0	890	RASP6_SPD_IN
13	RAS PUMP 7 SPEED INDICATION	8-AI	2	4	5	1		0	890	RASP7_SPD_IN
14	RAS PUMP 8 SPEED INDICATION	8-AI	2	4	6	1		0	890	RASP8_SPD_IN
15	DEWATERING PUMPS DISCHARGE PRESSURE	8-AI	2	4	7	1		0	100	DEWTRNG_PRES_IN
16	RAS PUMPS DISCHARGE PRESSURE	8-AI	2	4	8	1		0	150	RAS_PRES_IN
17	CLARIFIER 1 BLANKET LEVEL	8-AI	2	5	1	1		0	16.8	CLARF1_LEVEL_I
18	TOTAL SUSPENDED SOLIDS (TSS)	8-AI	2	5	2	1		0	500	CLARTOT_SOL_I
19	CLARIFIER 1 WHEEL FLOW METER	8-AI	2	5	3	1		0	30	CLARF1_FLOW2_IN
20	CLARIFIER 2 WHEEL FLOW METER	8-AI	2	5	4	1		0	30	CLARF2_FLOW2_IN
21	CLARIFIER 3 WHEEL FLOW METER	8-AI	2	5	5	1		0	30	CLARF3_FLOW2_IN
22	CLARIFIER 4 WHEEL FLOW METER	8-AI	2	5	6	1		0	30	CLARF4_FLOW2_IN
23	SCUMWELL FLOW NORTH	8-AI	2	5	7	1		0	2700	SCUMWEL1_FLOW_I
24	SCUMWELL FLOW SOUTH	8-AI	2	5	8	1		0	2700	SCUMWEL2_FLOW_I
25	CLARIFIER 2 BLANK LEVEL	8-AI	2	6	1	1		0	16.8	CLARF2_LEVEL_I
26	SCUMWELL NORTH DISCHARGE PRESSURE	8-AI	2	6	2	1		0	100	SCUMWEL1_PRES_IN
27	CONE VALVE 1 POSITION % OPEN	8-AI	2	6	3	1		0	100	CONEVLV1_POS_IN
28	SPARE-AI	8-AI	2	6	4	1		0	100	
29	SCUM WELL 2 LEVEL (BUBBLER SOUTH)	8-AI	2	6	5	1		0	15	SCUMWEL2_LEVEL_IN
30	SCUM WELL 1 LEVEL (BUBBLER NORTH)	8-AI	2	6	6	1		0	15	SCUMWEL1_LEVEL_IN
31	DRIVE ROOM TEMPERATURE	8-AI	2	6	7	1		0	150	ROOM_TEMP
32	SCUMWELL SOUTH DISCHARGE PRESSURE	8-AI	2	6	8	1		0	100	SCUMWEL2_PRES_IN
33	CLARIFIER 3 BLANKET LEVEL	8-AI	2	7	1	1		0	16.8	CLARF3_LEVEL_I
34	SPARE-AI	8-AI	2	7	2		1			
35	SPARE-AI	8-AI	2	7	3		1			
36	SPARE-AI	8-AI	2	7	4		1			
37	SPARE-AI	8-AI	2	7	5		1			
38	SPARE-AI	8-AI	2	7	6		1			
39	SPARE-AI	8-AI	2	7	7		1			
40	SPARE-AI	8-AI	2	7	8		1			
41	CLARIFIER 4 BLANKET LEVEL	8-AI	2	8	1	1		0	16.8	CLARF4_LEVEL_I
42	SPARE-AI	8-AI	2	8	2		1			
43	SPARE-AI	8-AI	2	8	3		1			
44	SPARE-AI	8-AI	2	8	4		1			
45	SPARE-AI	8-AI	2	8	5		1			
46	SPARE-AI	8-AI	2	8	6		1			
47	SPARE-AI	8-AI	2	8	7		1			
48	SPARE-AI	8-AI	2	8	8		1			
49	RAS PUMP 1 SPEED CONTROL	4-AO	1	7	1	1		0	100	RASPMP1_SPD_OUT
50	RAS PUMP 2 SPEED CONTROL	4-AO	1	7	2	1		0	100	RASPMP2_SPD_OUT
51	RAS PUMP 3 SPEED CONTROL	4-AO	1	7	3	1		0	100	RASPMP3_SPD_OUT
52	RAS PUMP 4 SPEED CONTROL	4-AO	1	7	4	1		0	100	RASPMP4_SPD_OUT
53	RAS PUMP 5 SPEED CONTROL	4-AO	1	8	1	1		0	100	RASP5_SPD_OUT
54	RAS PUMP 6 SPEED CONTROL	4-AO	1	8	2	1		0	100	RASP6_SPD_OUT
55	RAS PUMP 7 SPEED CONTROL	4-AO	1	8	3	1		0	100	RASP7_SPD_OUT
56	RAS PUMP 8 SPEED CONTROL	4-AO	1	8	4	1		0	100	RASP8_SPD_OUT
57	CONE VALVE 1 POSITION CONTROL	4-AO	2	1	1	1		0	100	CONEVLV_POS_OUT
58	RAS TO OXYGENATION RECORDER	4-AO	2	1	2	1		0	20000	RTNSLG_OXYGEN_OUT
59	SPARE-AO	4-AO	2	1	3		1			
60	SPARE-AO	4-AO	2	1	4		1			
61	SPARE-AO	4-AO	2	2	1		1			
62	SPARE-AO	4-AO	2	2	2		1			
63	SPARE-AO	4-AO	2	2	3		1			
64	SPARE-AO	4-AO	2	2	4		1			
65	RAS PUMP 1 STATUS (VFD Running)	16-DI	1	1	1	1				RASP1_VFD_IN
66	RAS PUMP 2 STATUS (VFD Running)	16-DI	1	1	2	1				RASP2_VFD_IN
67	RAS PUMP 3 STATUS (VFD Running)	16-DI	1	1	3	1				RASP3_VFD_IN
68	RAS PUMP 4 STATUS (VFD Running)	16-DI	1	1	4	1				RASP4_VFD_IN
69	RAS PUMP 5 STATUS (VFD Running)	16-DI	1	1	5	1				RASP5_VFD_IN
70	RAS PUMP 6 STATUS (VFD Running)	16-DI	1	1	6	1				RASP6_VFD_IN
71	RAS PUMP 7 STATUS (VFD Running)	16-DI	1	1	7	1				RASP7_VFD_IN
72	RAS PUMP 8 STATUS (VFD Running)	16-DI	1	1	8	1				RASP8_VFD_IN
73	SPARE-DI	16-DI	1	1	9		1			
74	SPARE-DI	16-DI	1	1	10		1			
75	SCUM PUMP 1 STATUS NORTH	16-DI	1	1	11	1				SCUMPMP1_STAT_IN

MIAMI-DADE WATER AND SEWER DEPARTMENT  
SOUTH DISTRICT WASTE WATER TREATMENT PLANT  
INPUT/OUTPUT LIST  
RTU SD10 RAS BUILDING 1

ITEM	DESCRIPTION	SIG. TYPE	RACK	CARD	POINT	PT. CONN	SPARE	ZERO	SPAN	SIGNAL NAME
76	SCUM PUMP 2 STATUS NORTH	16-DI	1	1	12	1				SCUMPMP2_STAT_IN
77	DEWATERING PUMP 1 ALARM	16-DI	1	1	13	1				DEWTRPM1_ALARM_IN
78	DEWATERING PUMP 2 ALARM	16-DI	1	1	14	1				DEWTRPM2_ALARM_IN
79	CLARIFIER/COLLECTOR 1 STATUS	16-DI	1	1	15	1				CLARF1_STAT_IN
80	CLARIFIER/COLLECTOR 2 STATUS	16-DI	1	1	16	1				CLARF2_STAT_IN
81	CLARIFIER/COLLECTOR 3 STATUS	16-DI	1	2	1	1				CLARF3_STAT_IN
82	CLARIFIER/COLLECTOR 4 STATUS	16-DI	1	2	2	1				CLARF4_STAT_IN
83	TRAVELING SCREEN 1 STATUS NORTH	16-DI	1	2	3	1				TRVSCRN1_STAT_IN
84	TRAVELING SCREEN 2 STATUS SOUTH	16-DI	1	2	4	1				TRVSCRN2_STAT_IN
85	UPPER LEVEL SUMP PUMP 1A STATUS	16-DI	1	2	5	1				ULSUMP1A_STAT_IN
86	LOWER LEVEL SUMP PUMP 2A STATUS	16-DI	1	2	6	1				LLSUMP2A_STAT_IN
87	UPPER LEVEL SUMP PUMP 1B STATUS	16-DI	1	2	7	1				ULSUMP1B_STAT_IN
88	LOWER LEVEL SUMP PUMP 2B STATUS	16-DI	1	2	8	1				LLSUMP2B_STAT_IN
89	LOWER LEVEL FLOOD ALARM	16-DI	1	2	9	1				LLFLOOD_ALARM_IN
90	UPPER LEVEL FLOOD ALARM	16-DI	1	2	10	1				ULFLOOD_ALARM_IN
91	TRAVELING SCREEN 1 ALARM NORTH	16-DI	1	2	11	1				TRVSCRN1_ALARM_IN
92	TRAVELING SCREEN 2 ALARM SOUTH	16-DI	1	2	12	1				TRVSCRN2_ALARM_IN
93	AC FAILURE ALARM	16-DI	1	2	13	1				ACFAIL_IN
94	BATTERY LOW ALARM	16-DI	1	2	14	1				BATTERY_LOW_IN
95	FIRE ALARM	16-DI	1	2	15	1				FIRE_ALARM_IN
96	SURGE PROTECTION ALARM	16-DI	1	2	16	1				ACSURGE_FAIL_IN
97	SCUM PUMP 3 STATUS SOUTH	16-DI	1	3	1	1				SCUMPMP3_STAT_IN
98	SCUM PUMP 4 STATUS SOUTH	16-DI	1	3	2	1				SCUMPMP4_STAT_IN
99	RAS PUMP 1 VFD FAILURE	16-DI	1	3	3	1				RASP1_ALARM_IN
100	RAS PUMP 2 VFD FAILURE	16-DI	1	3	4	1				RASP2D_ALARM_IN
101	RAS PUMP 3 VFD FAILURE	16-DI	1	3	5	1				RASP3_ALARM_IN
102	RAS PUMP 4 VFD FAILURE	16-DI	1	3	6	1				RASP4_ALARM_IN
103	RAS PUMP 5 VFD FAILURE	16-DI	1	3	7	1				RASP5_ALARM_IN
104	RAS PUMP 6 VFD FAILURE	16-DI	1	3	8	1				RASP6_ALARM_IN
105	RAS PUMP 7 VFD FAILURE	16-DI	1	3	9	1				RASP7_ALARM_IN
106	RAS PUMP 8 VFD FAILURE	16-DI	1	3	10	1				RASP8_ALARM_IN
107	SPARE-DI	16-DI	1	3	11		1			
108	SPARE-DI	16-DI	1	3	12		1			
109	SPARE-DI	16-DI	1	3	13		1			
110	SPARE-DI	16-DI	1	3	14		1			
111	CONE VALVE ALARM	16-DI	1	3	15	1				CONEVLV1_ALARM_IN
112	CONE VALVE LOCAL/REMOTE	16-DI	1	3	16	1				CONEVLV1_LOCAL_IN
113	RAS PUMP 1 AUTO STATUS	16-DI	3	1	1	1				RASP1_AUTO_IN
114	RAS PUMP 2 AUTO STATUS	16-DI	3	1	2	1				RASP2_AUTO_IN
115	RAS PUMP 3 AUTO STATUS	16-DI	3	1	3	1				RASP3_AUTO_IN
116	RAS PUMP 4 AUTO STATUS	16-DI	3	1	4	1				RASP4_AUTO_IN
117	RAS PUMP 5 AUTO STATUS	16-DI	3	1	5	1				RASP5_AUTO_IN
118	RAS PUMP 6 AUTO STATUS	16-DI	3	1	6	1				RASP6_AUTO_IN
119	RAS PUMP 7 AUTO STATUS	16-DI	3	1	7	1				RASP7_AUTO_IN
120	RAS PUMP 8 AUTO STATUS	16-DI	3	1	8	1				RASP8_AUTO_IN
121	RAS PUMP 1 MANUAL STATUS	16-DI	3	1	9	1				RASP1_MANUAL_IN
122	RAS PUMP 2 MANUAL STATUS	16-DI	3	1	10	1				RASP2_MANUAL_IN
123	RAS PUMP 3 MANUAL STATUS	16-DI	3	1	11	1				RASP3_MANUAL_IN
124	RAS PUMP 4 MANUAL STATUS	16-DI	3	1	12	1				RASP4_MANUAL_IN
125	RAS PUMP 5 MANUAL STATUS	16-DI	3	1	13	1				RASP5_MANUAL_IN
126	RAS PUMP 6 MANUAL STATUS	16-DI	3	1	14	1				RASP6_MANUAL_IN
127	RAS PUMP 7 MANUAL STATUS	16-DI	3	1	15	1				RASP7_MANUAL_IN
128	RAS PUMP 8 MANUAL STATUS	16-DI	3	1	16	1				RASP8_MANUAL_IN
129	RAS PUMP 1 BYPASS STATUS	16-DI	3	2	1	1				RASP1_BY_P_IN
130	RAS PUMP 2 BYPASS STATUS	16-DI	3	2	2	1				RASP2_BY_P_IN
131	RAS PUMP 3 BYPASS STATUS	16-DI	3	2	3	1				RASP3_BY_P_IN
132	RAS PUMP 4 BYPASS STATUS	16-DI	3	2	4	1				RASP4_BY_P_IN
133	RAS PUMP 5 BYPASS STATUS	16-DI	3	2	5	1				RASP5_BY_P_IN
134	RAS PUMP 6 BYPASS STATUS	16-DI	3	2	6	1				RASP6_BY_P_IN
135	RAS PUMP 7 BYPASS STATUS	16-DI	3	2	7	1				RASP7_BY_P_IN
136	RAS PUMP 8 BYPASS STATUS	16-DI	3	2	8	1				RASP8_BY_P_IN
137	RAS PUMP 1 HI TEMP ALARM	16-DI	3	2	9	1				RASP1TMP_ALARM_IN
138	RAS PUMP 2 HI TEMP ALARM	16-DI	3	2	10	1				RASP2TMP_ALARM_IN
139	RAS PUMP 3 HI TEMP ALARM	16-DI	3	2	11	1				RASP3TMP_ALARM_IN
140	RAS PUMP 4 HI TEMP ALARM	16-DI	3	2	12	1				RASP4TMP_ALARM_IN
141	RAS PUMP 5 HI TEMP ALARM	16-DI	3	2	13	1				RASP5TMP_ALARM_IN
142	RAS PUMP 6 HI TEMP ALARM	16-DI	3	2	14	1				RASP6TMP_ALARM_IN
143	RAS PUMP 7 HI TEMP ALARM	16-DI	3	2	15	1				RASP7TMP_ALARM_IN
144	RAS PUMP 8 HI TEMP ALARM	16-DI	3	2	16	1				RASP8TMP_ALARM_IN
145	CLARIFIER 1 TORQUE ALARM	16-DI	3	3	1	1				CLARF1_ALARM_IN
146	CLARIFIER 2 TORQUE ALARM	16-DI	3	3	2	1				CLARF2_ALARM_IN
147	CLARIFIER 3 TORQUE ALARM	16-DI	3	3	3	1				CLARF3_ALARM_IN
148	CLARIFIER 4 TORQUE ALARM	16-DI	3	3	4	1				CLARF4_ALARM_IN
149	SPARE-DI	16-DI	3	3	5		1			
150	SPARE-DI	16-DI	3	3	6		1			
151	SPARE-DI	16-DI	3	3	7		1			

MIAMI-DADE WATER AND SEWER DEPARTMENT  
 SOUTH DISTRICT WASTE WATER TREATMENT PLANT  
 INPUT/OUTPUT LIST  
 RTU SD10 RAS BUILDING 1

ITEM	DESCRIPTION	SIG. TYPE	RACK	CARD	POINT	PT. CONN	SPARE	ZERO	SPAN	SIGNAL NAME
152	SPARE-DI	16-DI	3	3	8		1			
153	SUPPLY FAN 1 STATUS	16-DI	3	3	9	1				SFAN1_STAT_IN
154	SUPPLY FAN 2 STATUS	16-DI	3	3	10	1				SFAN2_STAT_IN
155	EXHAUST FAN 1 STATUS	16-DI	3	3	11	1				EFAN1_STAT_IN
156	EXHAUST FAN 2 STATUS	16-DI	3	3	12	1				EFAN2_STAT_IN
157	SPARE-DI	16-DI	3	3	13		1			
158	SPARE-DI	16-DI	3	3	14		1			
159	SPARE-DI	16-DI	3	3	15		1			
160	SPARE-DI	16-DI	3	3	16		1			
161	RAS PUMP 1 VFD COMMAND	16-DO	1	4	1	1				RASP1_VFD_OUT
162	RAS PUMP 2 VFD COMMAND	16-DO	1	4	2	1				RASP2_VFD_OUT
163	RAS PUMP 3 VFD COMMAND	16-DO	1	4	3	1				RASP3_VFD_OUT
164	RAS PUMP 4 VFD COMMAND	16-DO	1	4	4	1				RASP4_VFD_OUT
165	RAS PUMP 5 VFD COMMAND	16-DO	1	4	5	1				RASP5_VFD_OUT
166	RAS PUMP 6 VFD COMMAND	16-DO	1	4	6	1				RASP6_VFD_OUT
167	RAS PUMP 7 VFD COMMAND	16-DO	1	4	7	1				RASP7_VFD_OUT
168	RAS PUMP 8 VFD COMMAND	16-DO	1	4	8	1				RASP8_VFD_OUT
169	CLARIFIER 1 COMMAND	16-DO	1	4	9	1				CLARF1_STRT_OUT
170	CLARIFIER 2 COMMAND	16-DO	1	4	10	1				CLARF2_STRT_OUT
171	CLARIFIER 3 COMMAND	16-DO	1	4	11	1				CLARF3_STRT_OUT
172	CLARIFIER 4 COMMAND	16-DO	1	4	12	1				CLARF4_STRT_OUT
173	SCUMWELL PUMP 1 COMMAND NORTH	16-DO	1	4	13	1				SCUMPMP1_START_OUT
174	SCUMWELL PUMP 2 COMMAND NORTH	16-DO	1	4	14	1				SCUMPMP2_START_OUT
175	SCUMWELL PUMP 3 COMMAND SOUTH	16-DO	1	4	15	1				SCUMPMP3_START_OUT
176	SCUMWELL PUMP 4 COMMAND SOUTH	16-DO	1	4	16	1				SCUMPMP4_START_OUT
177	SPARE-DO	16-DO	1	5	1		1			
178	SPARE-DO	16-DO	1	5	2		1			
179	SPARE-DO	16-DO	1	5	3		1			
180	SPARE-DO	16-DO	1	5	4		1			
181	SPARE-DO	16-DO	1	5	5		1			
182	SPARE-DO	16-DO	1	5	6		1			
183	SPARE-DO	16-DO	1	5	7		1			
184	SPARE-DO	16-DO	1	5	8		1			
185	SPARE-DO	16-DO	1	5	9		1			
186	SPARE-DO	16-DO	1	5	10		1			
187	SPARE-DO	16-DO	1	5	11		1			
188	SPARE-DO	16-DO	1	5	12		1			
189	SPARE-DO	16-DO	1	5	13		1			
190	SPARE-DO	16-DO	1	5	14		1			
191	SPARE-DO	16-DO	1	5	15		1			
192	SPARE-DO	16-DO	1	5	16		1			
193	SPARE-DO	16-DO	1	6	1		1			
194	SPARE-DO	16-DO	1	6	2		1			
195	SPARE-DO	16-DO	1	6	3		1			
196	SPARE-DO	16-DO	1	6	4		1			
197	SPARE-DO	16-DO	1	6	5		1			
198	SPARE-DO	16-DO	1	6	6		1			
199	SPARE-DO	16-DO	1	6	7		1			
200	SPARE-DO	16-DO	1	6	8		1			
201	SPARE-DO	16-DO	1	6	9		1			
202	SPARE-DO	16-DO	1	6	10		1			
203	SPARE-DO	16-DO	1	6	11		1			
204	SPARE-DO	16-DO	1	6	12		1			
205	SPARE-DO	16-DO	1	6	13		1			
206	SPARE-DO	16-DO	1	6	14		1			
207	SPARE-DO	16-DO	1	6	15		1			
208	SPARE-DO	16-DO	1	6	16		1			
209	SPARE-DO	16-DO	3	4	1		1			
210	SPARE-DO	16-DO	3	4	2		1			
211	SPARE-DO	16-DO	3	4	3		1			
212	SPARE-DO	16-DO	3	4	4		1			
213	SPARE-DO	16-DO	3	4	5		1			
214	SPARE-DO	16-DO	3	4	6		1			
215	SPARE-DO	16-DO	3	4	7		1			
216	SPARE-DO	16-DO	3	4	8		1			
217	SPARE-DO	16-DO	3	4	9		1			
218	SPARE-DO	16-DO	3	4	10		1			
219	SPARE-DO	16-DO	3	4	11		1			
220	SPARE-DO	16-DO	3	4	12		1			
221	SPARE-DO	16-DO	3	4	13		1			
222	SPARE-DO	16-DO	3	4	14		1			
223	SPARE-DO	16-DO	3	4	15		1			
224	SPARE-DO	16-DO	3	4	16		1			
225	ELECTRICAL SUBSTATION 9&10 REMOTE RACK, RTU-10.1 (10.7.120.175)									
226	SPARE-DI	16-DI	1	1	1		1			
227	SPARE-DI	16-DI	1	1	2		1			

MIAMI-DADE WATER AND SEWER DEPARTMENT  
 SOUTH DISTRICT WASTE WATER TREATMENT PLANT  
 INPUT/OUTPUT LIST  
 RTU SD10 RAS BUILDING 1

ITEM	DESCRIPTION	SIG. TYPE	RACK	CARD	POINT	PT. CONN	SPARE	ZERO	SPAN	SIGNAL NAME
228	SPARE-DI	16-DI	1	1	3		1			
229	SPARE-DI	16-DI	1	1	4		1			
230	SPARE-DI	16-DI	1	1	5		1			
231	SPARE-DI	16-DI	1	1	6		1			
232	SPARE-DI	16-DI	1	1	7		1			
233	SPARE-DI	16-DI	1	1	8		1			
234	SPARE-DI	16-DI	1	1	9		1			
235	SPARE-DI	16-DI	1	1	10		1			
236	SPARE-DI	16-DI	1	1	11		1			
237	SPARE-DI	16-DI	1	1	12		1			
238	SPARE-DI	16-DI	1	1	13		1			
239	SPARE-DI	16-DI	1	1	14		1			
240	SPARE-DI	16-DI	1	1	15		1			
241	SPARE-DI	16-DI	1	1	16		1			
242	SUBSTATION ROOM TEMPERATURE	8-AI	1	3	1	1		0	150	ROOM_TEMP1
243	SPARE-AI	8-AI	1	3	2		1			
244	SPARE-AI	8-AI	1	3	3		1			
245	SPARE-AI	8-AI	1	3	4		1			
246	SPARE-AI	8-AI	1	3	5		1			
247	SPARE-AI	8-AI	1	3	6		1			
248	SPARE-AI	8-AI	1	3	7		1			
249	SPARE-AI	8-AI	1	3	8		1			

	Points	Boards	Spare
4-AI	0	0	
8-AI	56	7	
2-AO	0	0	
4-AO	16	4	
8-DI	0	0	
16-DI	112	7	
8-DO	0	0	
16-DO	64	4	
Spare AI	22		39%
Spare AO	6		38%
Spare DI	30		27%
Spare DO	48		75%
<b>Total</b>	<b>248</b>	<b>18</b>	

TOTAL CONNECTED 142  
 PERCENTAGE CONNECTED + SPARES 100.0%  
 SPARES 105

MIAMI-DADE WATER AND SEWER DEPARTMENT  
SOUTH DISTRICT WASTE WATER TREATMENT PLANT  
INPUT/OUTPUT LIST  
RTU SD11 RAS BUILDING 2

ITEM	DESCRIPTION	SIG. TYPE	RACK	CARD	POINT	PT. CONN	SPARE	ZERO	SPAN	SIGNAL NAME
1	CLARIFIER 5 RAS FLOW	8-AI	2	3	1	1		0	15000	CLARF5_FLOW_IN
2	CLARIFIER 6 RAS FLOW	8-AI	2	3	2	1		0	15000	CLARF6_FLOW_IN
3	CLARIFIER No.7 RAS FLOW	8-AI	2	3	3	1		0	34110	CLARF7_FLOW_I
4	CLARIFIER No.8 RAS FLOW	8-AI	2	3	4	1		0	34110	CLARF8_FLOW_I
5	RETURN SLUDGE FLOW TO TRAINS	8-AI	2	3	5	1		0	28000	RTNSLG_FLOW_IN
6	WASTE SLUDGE TO CONCENTRATOR 1	8-AI	2	3	6	1		0	4678	RTSLG1_FLOW_I
7	RAS PUMP 1 SPEED INDICATION	8-AI	2	3	7	1		0	1180	RASPMP1_SPD_IN
8	RAS PUMP 2 SPEED INDICATION	8-AI	2	3	8	1		0	1180	RASPMP2_SPD_IN
9	RAS PUMP 3 SPEED INDICATION	8-AI	2	4	1	1			1180	RASPMP3_SPD_IN
10	RAS PUMP 4 SPEED INDICATION	8-AI	2	4	2	1			1180	RASPMP4_SPD_IN
11	CLARIFIER 5 BLANKET LEVEL	8-AI	2	4	3	1		0	16.8	CLARF5_LEVEL_IN
12	RAS PUMP 5 SPEED INDICATION	8-AI	2	4	4	1				
13	SCUM WELL 2 FLOW (NORTH)	8-AI	2	4	5	1		0	600	SCUMW2_FLOW_I
14	SCUM WELL 1 FLOW (SOUTH)	8-AI	2	4	6	1		0	600	SCUMW1_FLOW_I
15	CLARIFIER 5 TORQUE INDICATION	8-AI	2	4	7	1		0	100	CLARF5_TORQUE_IN
16	CLARIFIER 6 TORQUE INDICATION	8-AI	2	4	8	1		0	100	CLARF6_TORQUE_IN
17	CLARIFIER 7 TORQUE INDICATION (FUTURE) SPARE	8-AI	2	5	1		1			
18	CLARIFIER 8 TORQUE INDICATION (FUTURE) SPARE	8-AI	2	5	2		1			
19	CLARIFIER 5 WHEEL FLOW METER	8-AI	2	5	3	1				
20	CLARIFIER 6 WHEEL FLOW METER	8-AI	2	5	4	1				
21	CLARIFIER 7 WHEEL FLOW METER	8-AI	2	5	5	1		0	30	CLARF7_FLOW2_IN
22	CLARIFIER 8 WHEEL FLOW METER	8-AI	2	5	6	1		0	30	CLARF8_FLOW2_IN
23	SPARE-AI	8-AI	2	5	7		1			
24	CLARIFIER 6 BLANKET LEVEL	8-AI	2	5	8	1		0	16.8	CLARF6_LEVEL_IN
25	CLARIFIER No.7 BLANK LEVEL	8-AI	2	6	1	1		0	16.8	CLARF7_LEVEL_I
26	SPARE-AI	8-AI	2	6	2		1			
27	CONE VALVE 1 POSITION % OPEN	8-AI	2	6	3	1		0	100	CONEVLV1_OPNPOS_IN
28	CONE VALVE 2 POSITION % OPEN	8-AI	2	6	4	1		0	100	CONEVLV2_OPNPOS_IN
29	SCUM WELL 1 LEVEL	8-AI	2	6	5	1		0	23	SCUMWEL1_LEVEL_IN
30	SCUM WELL 2 LEVEL	8-AI	2	6	6	1		0	23	SCUMWEL2_LEVEL_IN
31	DRIVE ROOM TEMPERATURE	8-AI	2	6	7	1		0	150	DRVRM_TEMP_IN
32	WASTE SLUDGE FLOW TO CONCENTRATORS	8-AI	2	6	8	1		0	100	WSTSLG_FLOW_IN
33	WASTE SLUDGE FLOW TO CONCENTRATOR2	8-AI	2	7	1	1		0	100	RTSLG2_FLOW_I
34	RAS PUMP 6 SPEED INDICATION	8-AI	2	7	2	1		0	60	RASP6_SPD_I
35	RAS PUMP 9 SPEED INDICATION	8-AI	2	7	3	1		0	60	RASP9_SPD_I
36	RAS PUMP 10 SPEED INDICATION	8-AI	2	7	4	1		0	60	RASP10_SPD_I
37	SPARE	8-AI	2	7	5	1				
38	SUSPENDED SOLID SENSOR #2	8-AI	2	7	6	1		0	500000	CLARTOT_SOL2_I
39	SPARE	8-AI	2	7	7	1				
40	SUSPENDED SOLID SENSOR #1	8-AI	2	7	8	1		0	500000	CLARTOT_SOL1_I
41	SCUM WELL SOUTH DISCHARGE PRESSURE	8-AI	2	8	1	1		0	100	SCUMW2_PRES_I
42	SCUM WELL NORTH DISCHARGE PRESSURE	8-AI	2	8	2	1		0	100	SCUMW1_PRES_I
43	RETURN SLUDGE #1 DISCHARGE PRESSURE	8-AI	2	8	3	1		0	100	RASDIS1_PRES_I
44	RETURN SLUDGE #2 DISCHARGE PRESSURE	8-AI	2	8	4	1		0	100	RASDIS2_PRES_I
45	RAS PUMP 7 SPEED INDICATION	8-AI	2	8	5	1		0	60	RASP7_SPD_I
46	RAS PUMP 8 SPEED INDICATION	8-AI	2	8	6	1		0	60	RASP8_SPD_I
47	CLARIFIER 8 BLANK LEVEL	8-AI	2	8	7	1		0	16.8	CLARF8_LEVEL_I
48	SPARE-AI	8-AI	2	8	8		1			
49	RAS PUMP 1 SPEED CONTROL	4-AO	1	7	1	1		0	100	RASPMP1_SPDCTL_OUT
50	RETURN SLUDGE TO OXYGENATION TANK	4-AO	1	7	2	1		0	10000	RTNSLG_OXYGEN_OUT
51	RAS PUMP 3 SPEED CONTROL	4-AO	1	7	3	1		0	100	RASPMP3_SPDCTL_OUT
52	RAS PUMP 4 SPEED CONTROL	4-AO	1	7	4	1		0	100	RASPMP4_SPDCTL_OUT
53	RETURN SLUDGE TO CONCENTRATOR	4-AO	1	8	1	1		0	10000	RTNSLG_CONCENT_OUT
54	RAS PUMP 6 SPEED CONTROL	4-AO	1	8	2	1		0	100	RASP6_SPD_OUT
55	RAS PUMP 7 SPEED CONTROL	4-AO	1	8	3	1		0	100	RASP7_SPD_OUT
56	RAS PUMP 8 SPEED CONTROL	4-AO	1	8	4	1		0	100	RASP8_SPD_OUT
57	RAS PUMP 2 SPEED CONTROL	4-AO	2	1	1	1				
58	RAS PUMP 5 SPEED CONTROL	4-AO	2	1	2	1				
59	SPARE-AO	4-AO	2	1	3		1			
60	RAS PUMP 9 SPEED CONTROL	4-AO	2	1	4	1		0	100	RASP9_SPD_OUT
61	RAS PUMP 10 SPEED CONTROL	4-AO	2	2	1	1		0	100	RASP10_SPD_OUT
62	CONE VALVE #1 POSITION CONTROL	4-AO	2	2	2	1			100	CONEVLV1_POS_OUT
63	CONE VALVE #2 POSITION CONTROL	4-AO	2	2	3	1			100	CONEVLV2_POS_OUT
64	SPARE-AO	4-AO	2	2	4		1			
65	RAS PUMP 1 STATUS	16-DI	1	1	1	1				RASPMP1_STAT_IN
66	RAS PUMP 2 STATUS	16-DI	1	1	2	1				RASPMP2_STAT_IN
67	RAS PUMP 3 STATUS	16-DI	1	1	3	1				RASPMP3_STAT_IN
68	RAS PUMP 4 STATUS	16-DI	1	1	4	1				RASPMP4_STAT_IN
69	RAS PUMP 5 STATUS	16-DI	1	1	5	1				RASPMP5_STAT_IN
70	SCUM PUMP 3 STATUS	16-DI	1	1	6	1				SCUMPMP3_STAT_IN
71	SCUM PUMP 4 STATUS	16-DI	1	1	7	1				SCUMPMP4_STAT_IN
72	RAS PUMP 1 VFD FAILURE	16-DI	1	1	8	1				
73	RAS PUMP 2 VFD FAILURE	16-DI	1	1	9	1				DEWTRPM1_STAT_IN
74	RAS PUMP 3 VFD FAILURE	16-DI	1	1	10	1				DEWTRPM2_STAT_IN
75	SCUM PUMP 1 STATUS	16-DI	1	1	11	1				SCUMPMP1_STAT_IN
76	SCUM PUMP 2 STATUS	16-DI	1	1	12	1				SCUMPMP2_STAT_IN

MIAMI-DADE WATER AND SEWER DEPARTMENT  
SOUTH DISTRICT WASTE WATER TREATMENT PLANT  
INPUT/OUTPUT LIST  
RTU SD11 RAS BUILDING 2

ITEM	DESCRIPTION	SIG. TYPE	RACK	CARD	POINT	PT. CONN	SPARE	ZERO	SPAN	SIGNAL NAME
77	SEALWATER PUMP 1 STATUS	16-DI	1	1	13	1				SEALPMP1_STAT_IN
78	SEALWATER PUMP 2 STATUS	16-DI	1	1	14	1				SEALPMP2_STAT_IN
79	CLARIFIER 5 STATUS	16-DI	1	1	15	1				CLARF5_STAT_IN
80	CLARIFIER 6 STATUS	16-DI	1	1	16	1				CLARF6_STAT_IN
81	RAS PUMP 6 BYP STATUS (Running)	16-DI	1	2	1	1				RASP6_BYB_IN
82	RAS PUMP 7 BYP STATUS (Running)	16-DI	1	2	2	1				RASP7_BYB_IN
83	RAS PUMP 1 BYP STATUS (Running)	16-DI	1	2	3	1				
84	RAS PUMP 2 BYP STATUS (Running)	16-DI	1	2	4	1				
85	SOUTH END SUMP PUMP 1A STATUS	16-DI	1	2	5	1				LLSUMP1_STAT_IN
86	SOUTH END SUMP PUMP 1B STATUS	16-DI	1	2	6	1				LLSUMP2_STAT_IN
87	NORTH END SUMP PUMP 2B STATUS	16-DI	1	2	7	1				ULSUMP1_STAT_IN
88	NORTH END SUMP PUMP 2A STATUS	16-DI	1	2	8	1				ULSUMP2_STAT_IN
89	LOWER LEVEL FLOOD ALARM	16-DI	1	2	9	1				LLFLOOD_ALRM_IN
90	CLARIFIER 5 ALARM	16-DI	1	2	10	1				
91	RAS PUMP 4 VFD FAILURE	16-DI	1	2	11	1				
92	RAS PUMP 5 VFD FAILURE	16-DI	1	2	12	1				
93	AC FAILURE ALARM	16-DI	1	2	13	1				ACFAIL_IN
94	BATTERY LOW ALARM	16-DI	1	2	14	1				BATTERY_LOW_IN
95	FIRE ALARM	16-DI	1	2	15	1				FIRE_ALRM_IN
96	SURGE PROTECTION ALARM	16-DI	1	2	16	1				ACSURGE_FAIL_IN
97	RAS 3 ON BYPASS	16-DI	1	3	1	1				RASPMP3_BYPASS_IN
98	RAS 4 ON BYPASS	16-DI	1	3	2	1				RASPMP4_BYPASS_IN
99	RAS 5 ON BYPASS	16-DI	1	3	3	1				RASPMP5_BYPASS_IN
100	SUPPLY FAN 1 STATUS	16-DI	1	3	4	1				SUPFAN1_STAT_IN
101	SUPPLY FAN 2 STATUS	16-DI	1	3	5	1				SUPFAN2_STAT_IN
102	EXHAUST FAN 1 STATUS	16-DI	1	3	6	1				EXHFAN1_STAT_IN
103	EXHAUST FAN 2 STATUS	16-DI	1	3	7	1				EXHFAN2_STAT_IN
104	CONE VALVE #1 FAILURE	16-DI	1	3	8	1				CONEVLV1_ALRM_IN
105	CONE VALVE #2 FAILURE	16-DI	1	3	9	1				CONEVLV2_ALRM_IN
106	CONE VALVE #1 STATUS	16-DI	1	3	10	1				CONEVLV1_LOCAL_IN
107	CONE VALVE #2 STATUS	16-DI	1	3	11	1				CONEVLV2_LOCAL_IN
108	RAS PUMP 6 FAILURE	16-DI	1	3	12	1				RASP6_ALRM_IN
109	RAS PUMP 7 FAILURE	16-DI	1	3	13	1				RASP7_ALRM_IN
110	RAS PUMP 8 FAILURE	16-DI	1	3	14	1				RASP8_ALRM_IN
111	RAS PUMP 9 FAILURE	16-DI	1	3	15	1				RASP9_ALRM_IN
112	RAS PUMP 10 FAILURE	16-DI	1	3	16	1				RASP10_ALRM_IN
113	RAS PUMP No.6 STATUS (Running)	16-DI	3	1	1					RASP6_VFD_IN
114	RAS PUMP No.7 STATUS (Running)	16-DI	3	1	2					RASP7_VFD_IN
115	RAS PUMP No.8 STATUS (Running)	16-DI	3	1	3					RASP8_VFD_IN
116	RAS PUMP No.9 STATUS (Running)	16-DI	3	1	4					RASP9_VFD_IN
117	RAS PUMP No.10 STATUS (Running)	16-DI	3	1	5					RASP10_VFD_IN
118	RAS PUMP No.6 AUTO	16-DI	3	1	6					RASP6_AUTO_IN
119	RAS PUMP No.7 AUTO	16-DI	3	1	7					RASP7_AUTO_IN
120	RAS PUMP No.8 AUTO	16-DI	3	1	8					RASP8_AUTO_IN
121	RAS PUMP No.9 AUTO	16-DI	3	1	9					RASP9_AUTO_IN
122	RAS PUMP No.10 AUTO	16-DI	3	1	10					RASP10_AUTO_IN
123	RAS PUMP No.1 AUTO	16-DI	3	1	11					
124	RAS PUMP No.2 AUTO	16-DI	3	1	12					
125	RAS PUMP No.8 STATUS (Bypass)	16-DI	3	1	13					RASP8_BYB_IN
126	RAS PUMP No.9 STATUS (Bypass)	16-DI	3	1	14					RASP9_BYB_IN
127	RAS PUMP No.10 STATUS (Bypass)	16-DI	3	1	15					RASP10_BYB_IN
128	CLARIFIER 6 STATUS	16-DI	3	1	16					
129	RAS PUMP 6 MANUAL	16-DI	3	2	1	1				
130	RAS PUMP 7 MANUAL	16-DI	3	2	2	1				
131	RAS PUMP 8 MANUAL	16-DI	3	2	3	1				
132	RAS PUMP 9 MANUAL	16-DI	3	2	4	1				
133	RAS PUMP 10 MANUAL	16-DI	3	2	5	1				
134	RAS PUMP No.3 AUTO	16-DI	3	2	6	1				
135	RAS PUMP No.4 AUTO	16-DI	3	2	7	1				
136	RAS PUMP No.5 AUTO	16-DI	3	2	8	1				
137	CLARIFIER No.7 STATUS (Running)	16-DI	3	2	9	1				CLARF7_STAT_IN
138	CLARIFIER No.8 STATUS (Running)	16-DI	3	2	10	1				CLARF8_STAT_IN
139	RAS PUMP 1 MANUAL	16-DI	3	2	11	1				
140	RAS PUMP 2 MANUAL	16-DI	3	2	12	1				
141	RAS PUMP 3 MANUAL	16-DI	3	2	13	1				
142	RAS PUMP 6 HIGH TEMPERATURE ALARM	16-DI	3	2	14	1				
143	RAS PUMP 7 HIGH TEMPERATURE ALARM	16-DI	3	2	15	1				
144	RAS PUMP 8 HIGH TEMPERATURE ALARM	16-DI	3	2	16	1				
145	RAS PUMP 9 HIGH TEMPERATURE ALARM	16-DI	3	3	1					
146	RAS PUMP 10 HIGH TEMPERATURE ALARM	16-DI	3	3	2					
147	RAS PUMP 1 HIGH TEMPERATURE ALARM	16-DI	3	3	3					
148	RAS PUMP 2 HIGH TEMPERATURE ALARM	16-DI	3	3	4					
149	RAS PUMP 3 HIGH TEMPERATURE ALARM	16-DI	3	3	5					
150	RAS PUMP 4 HIGH TEMPERATURE ALARM	16-DI	3	3	6					
151	RAS PUMP 5 HIGH TEMPERATURE ALARM	16-DI	3	3	7					
152	RAS PUMP 4 MANUAL	16-DI	3	3	8					

MIAMI-DADE WATER AND SEWER DEPARTMENT  
SOUTH DISTRICT WASTE WATER TREATMENT PLANT  
INPUT/OUTPUT LIST  
RTU SD11 RAS BUILDING 2

ITEM	DESCRIPTION	SIG. TYPE	RACK	CARD	POINT	PT. CONN	SPARE	ZERO	SPAN	SIGNAL NAME
153	RAS PUMP 5 MANUAL	16-DI	3	3	9					
154	RTU NETWORK SWITCH ALARM	16-DI	3	3	10					
155	TRAVELING SCREEN NORTH STATUS	16-DI	3	3	11					TRVSCRN1_ALARM_IN
156	TRAVELING SCREEN SOUTH STATUS	16-DI	3	3	12					TRVSCRN2_ALARM_IN
157	TRAVELING SCREEN 1 STATUS	16-DI	3	3	13					TRVSCRN1_STAT_IN
158	TRAVELING SCREEN 2 STATUS	16-DI	3	3	14	1				TRVSCRN2_STAT_IN
159	CLARIFIER No.7 ALARM	16-DI	3	3	15	1				CLARF7_TORQUE_ALRM
160	CLARIFIER No.8 ALARM	16-DI	3	3	16	1				CLARF8_TORQUE_ALRM
161	RAS PUMP 1 VFD COMMAND	16-DO	1	4	1	1				
162	RAS PUMP 2 VFD COMMAND	16-DO	1	4	2	1				
163	RAS PUMP 3 VFD COMMAND	16-DO	1	4	3	1				
164	RAS PUMP 4 VFD COMMAND	16-DO	1	4	4	1				
165	RAS PUMP 5 VFD COMMAND	16-DO	1	4	5	1				
166	SPARE	16-DO	1	4	6		1			
167	SPARE	16-DO	1	4	7		1			
168	SPARE	16-DO	1	4	8		1			
169	SPARE	16-DO	1	4	9		1			
170	SPARE	16-DO	1	4	10		1			
171	SPARE	16-DO	1	4	11		1			
172	SPARE	16-DO	1	4	12		1			
173	SPARE	16-DO	1	4	13		1			
174	SPARE	16-DO	1	4	14		1			
175	SPARE	16-DO	1	4	15		1			
176	SPARE	16-DO	1	4	16		1			
177	DEWATERING PUMP 1 START	16-DO	1	5	1					DEWTRPM1_START_OUT
178	DEWATERING PUMP 1 STOP	16-DO	1	5	2					DEWTRPM1_STOP_OUT
179	DEWATERING PUMP 2 START	16-DO	1	5	3					DEWTRPM2_START_OUT
180	DEWATERING PUMP 2 STOP	16-DO	1	5	4					DEWTRPM2_STOP_OUT
181	SCUM PUMP 1 START	16-DO	1	5	5					
182	SCUM PUMP 1 STOP	16-DO	1	5	6					
183	SCUM PUMP 2 START	16-DO	1	5	7					
184	SCUM PUMP 2 STOP	16-DO	1	5	8					
185	SPARE	16-DO	1	5	9					
186	SPARE	16-DO	1	5	10					
187	SPARE	16-DO	1	5	11					
188	SPARE	16-DO	1	5	12					
189	EMERGENCY BELL	16-DO	1	5	13	1				EMRGNCY_BELL_OUT
190	RAS PUMP 6 VFD COMMAND	16-DO	1	5	14	1				RASP6_VFD_OUT
191	RAS PUMP 7 VFD COMMAND	16-DO	1	5	15	1				RASP7_VFD_OUT
192	RAS PUMP 8 VFD COMMAND	16-DO	1	5	16	1				RASP8_VFD_OUT
193	RAS PUMP 9 VFD COMMAND	16-DO	1	6	1	1				RASP9_VFD_OUT
194	RAS PUMP 10 VFD COMMAND	16-DO	1	6	2	1				RASP10_VFD_OUT
195	SPARE-DO	16-DO	1	6	3		1			
196	SPARE-DO	16-DO	1	6	4		1			
197	SPARE-DO	16-DO	1	6	5		1			
198	SPARE-DO	16-DO	1	6	6		1			
199	SPARE-DO	16-DO	1	6	7		1			
200	SPARE-DO	16-DO	1	6	8		1			
201	SPARE-DO	16-DO	1	6	9		1			
202	SPARE-DO	16-DO	1	6	10		1			
203	SPARE-DO	16-DO	1	6	11		1			
204	SPARE-DO	16-DO	1	6	12		1			
205	SPARE-DO	16-DO	1	6	13		1			
206	SPARE-DO	16-DO	1	6	14		1			
207	SCUM WELL SOUTH PUMP #1 COMMAND	16-DO	1	6	15					SCUMPMP1_STRT_OUT
208	SCUM WELL SOUTH PUMP #2 COMMAND	16-DO	1	6	16					SCUMPMP2_STRT_OUT
209	SPARE-DO	16-DO	3	4	1		1			ALRM1_RESET
210	SPARE-DO	16-DO	3	4	2		1			SCUMPMP3_STRT_OUT
211	SPARE-DO	16-DO	3	4	3		1			SCUMPMP4_STRT_OUT
212	SPARE-DO	16-DO	3	4	4		1			ALRM2_RESET
213	SPARE-DO	16-DO	3	4	5		1			TRVSCRN1_STRT_OUT
214	SPARE-DO	16-DO	3	4	6		1			TRVSCRN2_STRT_OUT
215	SPARE-DO	16-DO	3	4	7		1			
216	SPARE-DO	16-DO	3	4	8		1			SCUMPMP5_REMOTE_OUT
217	SPARE-DO	16-DO	3	4	9		1			
218	SPARE-DO	16-DO	3	4	10		1			
219	SPARE-DO	16-DO	3	4	11		1			
220	SPARE-DO	16-DO	3	4	12		1			
221	SPARE-DO	16-DO	3	4	13		1			
222	SPARE-DO	16-DO	3	4	14		1			
223	SPARE-DO	16-DO	3	4	15		1			
224	SPARE-DO	16-DO	3	4	16		1			





MIAMI-DADE WATER AND SEWER DEPARTMENT  
SOUTH DISTRICT WASTE WATER TREATMENT PLANT  
INPUT/OUTPUT LIST  
RTU SD12 CHLORINE BUILDING

ITEM	DESCRIPTION	SIG. TYPE	RACK	CARD	POINT	PT. CONN	SPARE	ZERO	SPAN	SIGNAL NAME
1	Flushing Water Contact Chamber Inlet Valve Position	8-AI	2	2	1	1		0	100	FWCCINLET_VLVPOS_IN
2	Flushing Water Contact Chamber Water Level	8-AI	2	2	2	1		0	10	FWCC_LEVEL_IN
3	SPARE-AI	8-AI	2	2	3		1	0	4000	FWCC_FLOW_IN
4	Regulated Flushing Water Pressure	8-AI	2	2	4	1		0	150	FWCC_PRESS_IN
5	Flushing Water Strainer Inlet Pressure	8-AI	2	2	5	1		0	100	FWSINLET_PRESS_IN
6	Flushing Water Strainer Outlet Pressure	8-AI	2	2	6	1		0	100	FWSOUTLET_PRESS_IN
7	Flushing Water Strainer Backwash Count	8-AI	2	2	7	1		0	100	FWSBW_COUNT_IN
8	Injection Water Flow	8-AI	2	2	8	1		0	2000	INJECTION_FLOW_IN
9	Injection Water Pressure	8-AI	2	3	1	1		0	150	INJECTION_PRESS_IN
10	Injection Water Strainer Inlet Pressure	8-AI	2	3	2	1		0	100	INJSINLET_PRESS_IN
11	Injection Water Strainer Outlet Pressure	8-AI	2	3	3	1		0	100	INJSOUTLET_PRESS_IN
12	Injection Water Strainer Backwash Count	8-AI	2	3	4	1		0	100	INJSBW_COUNT_IN
13	Chlorine Cylinder Scale 1 Weight	8-AI	2	3	5	1		0	10000	SCALE1_WEIGHT_IN
14	Chlorine Cylinder Scale 2 Weight	8-AI	2	3	6	1		0	10000	SCALE2_WEIGHT_IN
15	Chlorine Cylinder Scale 3 Weight	8-AI	2	3	7	1		0	10000	SCALE3_WEIGHT_IN
16	Chlorine Cylinder Scale 4 Weight	8-AI	2	3	8	1		0	10000	SCALE4_WEIGHT_IN
17	Chlorine Evaporator 1 Temperature	8-AI	2	4	1	1		100	250	EVAP1_TEMP_IN
18	Chlorine Evaporator 1 Pressure	8-AI	2	4	2	1		0	300	EVAP1_PRESS_IN
19	Chlorine Evaporator 1 Miliamps	8-AI	2	4	3	1		0	500	EVAP1_MILIAMPS_IN
20	Chlorine Evaporator 2 Temperature	8-AI	2	4	4	1		100	250	EVAP2_TEMP_IN
21	Chlorine Evaporator 2 Pressure	8-AI	2	4	5	1		0	300	EVAP2_PRESS_IN
22	Chlorine Evaporator 2 Miliamps	8-AI	2	4	6	1		0	500	EVAP2_MILIAMPS_IN
23	Chlorine Evaporator 3 Temperature	8-AI	2	4	7	1		100	250	EVAP3_TEMP_IN
24	Chlorine Evaporator 3 Pressure	8-AI	2	4	8	1		0	300	EVAP3_PRESS_IN
25	Chlorine Evaporator 3 Miliamps	8-AI	2	5	1	1		0	500	EVAP3_MILIAMPS_IN
26	Chlorine Evaporator 4 Temperature	8-AI	2	5	2	1		100	250	EVAP4_TEMP_IN
27	Chlorine Evaporator 4 Pressure	8-AI	2	5	3	1		0	300	EVAP4_PRESS_IN
28	Chlorine Evaporator 4 Miliamps	8-AI	2	5	4	1		0	500	EVAP4_MILIAMPS_IN
29	Chlorine Evaporator 5 Temperature	8-AI	2	5	5	1		100	250	EVAP5_TEMP_IN
30	Chlorine Evaporator 5 Pressure	8-AI	2	5	6	1		0	300	EVAP5_PRESS_IN
31	Chlorine Evaporator 5 Miliamps	8-AI	2	5	7	1		0	500	EVAP5_MILIAMPS_IN
32	Chlorine Evaporator 6 Temperature	8-AI	2	5	8	1		100	250	EVAP6_TEMP_IN
33	Chlorine Evaporator 6 Pressure	8-AI	2	6	1	1		0	300	EVAP6_PRESS_IN
34	Chlorine Evaporator 6 Miliamps	8-AI	2	6	2	1		0	500	EVAP6_MILIAMPS_IN
35	Chlorinator 1 Feed Rate	8-AI	2	6	3	1		0	10000	CHL1FEED_RATE_IN
36	Chlorinator 1 Inlet Vacuum	8-AI	2	6	4	1		0	250	CHL1INLET_VACUUM_IN
37	Chlorinator 1 Injector Vacuum	8-AI	2	6	5	1		0	30	CHL1INJECT_VACUUM_IN
38	Chlorinator 2 Feed Rate	8-AI	2	6	6	1		0	10000	CHL2FEED_RATE_IN
39	Chlorinator 2 Inlet Vacuum	8-AI	2	6	7	1		0	250	CHL2INLET_VACUUM_IN
40	Chlorinator 2 Injector Vacuum	8-AI	2	6	8	1		0	30	CHL2INJECT_VACUUM_IN
41	Chlorine Leak Sensor 1 (NE Corner)	8-AI	2	7	1	1		0	5	CL2LEAK1.TRANS.IN
42	Chlorine Leak Sensor 2 (SE Corner)	8-AI	2	7	2	1		0	5	CL2LEAK2.TRANS.IN
43	Chlorine Leak Sensor 3 (N Middle)	8-AI	2	7	3	1		0	5	CL2LEAK3.TRANS.IN
44	Chlorine Leak Sensor 4 (S Middle)	8-AI	2	7	4	1		0	5	CL2LEAK4.TRANS.IN
45	Chlorine Leak Sensor 5 (SW Corner)	8-AI	2	7	5	1		0	5	CL2LEAK5.TRANS.IN
46	Chlorine Leak Sensor 6 (Center West)	8-AI	2	7	6	1		0	5	CL2LEAK6.TRANS.IN
47	Chlorine Leak Sensor 7 (Evap. Room)	8-AI	2	7	7	1		0	5	CL2LEAK7.TRANS.IN
48	Chlorine Leak Sensor 8 (Basement)	8-AI	2	7	8	1		0	5	CL2LEAK8.TRANS.IN
49	Chlorinator 5 Injector Vacuum	8-AI	2	8	1	1		0	30	CHL5INJECT_VACUUM_IN
50	Chlorinator 6 Feed Rate	8-AI	2	8	2	1		0	10000	CHL6FEED_RATE_IN
51	Chlorinator 6 Inlet Vacuum	8-AI	2	8	3	1		0	250	CHL6INLET_VACUUM_IN
52	Chlorinator 6 Injector Vacuum	8-AI	2	8	4	1		0	30	CHL6INJECT_VACUUM_IN
53	Chlorinator 7 Feed Rate	8-AI	2	8	5	1		0	100	CHL7FEED_RATE_IN
54	Chlorinator 7 Inlet Vacuum	8-AI	2	8	6	1		0	100	CHL7INLET_VACUUM_IN
55	Room Temperature	8-AI	2	8	7	1		0	150	ROOM_TEMP
56	SPARE-AI	8-AI	2	8	8		1	0	5	FLUSHWAT_RES_I
57	F.W. Discharge Press. Meter	8-AI	3	1	1	1		0	150	FWDISCH_PRESS_I
58	F.W. Suction Press. Meter	8-AI	3	1	2	1		0	150	FWSUCTION_PRESS_I
59	Chlorinator 3 Feed Rate	8-AI	3	1	3	1		0	10000	CHL3FEED_RATE_IN
60	Chlorinator 4 Feed Rate	8-AI	3	1	4	1		0	10000	CHL4FEED_RATE_IN
61	Chlorinator 5 Feed Rate	8-AI	3	1	5	1		0	10000	CHL5FEED_RATE_IN
62	Chlorine Liquid Pressure	8-AI	3	1	6	1		0	300	CL2_PRESS_IN
63	F.W. Flow Mag Meter	8-AI	3	1	7	1		0	16600	FWFLOW_TRANS_I
64	SPARE-AI	8-AI	3	1	8		1			
65	Flushing Water Contact Chamber Inlet Valve Control	4-AO	3	2	1			0	100	FWCCINLET_CTL_OUT
66	Chlorinator 1 Feed Rate Control	4-AO	3	2	2	1		0	10000	CHL1FEED_RATE_OUT
67	Chlorinator 2 Feed Rate Control	4-AO	3	2	3	1		0	10000	CHL2FEED_RATE_OUT
68	Chlorinator 3 Feed Rate Control	4-AO	3	2	4	1		0	10000	CHL3FEED_RATE_OUT
69	Chlorinator 4 Feed Rate Control	4-AO	3	3	1	1		0	10000	CHL4FEED_RATE_OUT
70	Chlorinator 5 Feed Rate Control	4-AO	3	3	2	1		0	10000	CHL5FEED_RATE_OUT
71	Chlorinator 6 Feed Rate Control	4-AO	3	3	3	1		0	10000	CHL6FEED_RATE_OUT
72	SPARE-AO	4-AO	3	3	4		1			SPARE
73	Flushing Water Pump 1 Status	16-DI	1	1	1	1				FWPMP1_STAT_IN
74	Flushing Water Pump 2 Status	16-DI	1	1	2	1				FWPMP2_STAT_IN
75	Flushing Water Pump 3 Status	16-DI	1	1	3	1				FWPMP3_STAT_IN
76	Flushing Water Pump 4 Status	16-DI	1	1	4	1				FWPMP4_STAT_IN

MIAMI-DADE WATER AND SEWER DEPARTMENT  
SOUTH DISTRICT WASTE WATER TREATMENT PLANT  
INPUT/OUTPUT LIST  
RTU SD12 CHLORINE BUILDING

ITEM	DESCRIPTION	SIG. TYPE	RACK	CARD	POINT	PT. CONN	SPARE	ZERO	SPAN	SIGNAL NAME
77	Flushing Water Pump 5 Status	16-DI	1	1	5	1				FWPMP5_STAT_IN
78	Flushing Water Pump 6 Status	16-DI	1	1	6	1				FWPMP6_STAT_IN
79	Flushing Water Strainer Status	16-DI	1	1	7	1				FWSTR_STAT_IN
80	Flushing Water Strainer Backwash Status	16-DI	1	1	8	1				FWSBW_STAT_IN
81	Injection Water Pump 1 Status	16-DI	1	1	9	1				INJPMP1_STAT_IN
82	Injection Water Pump 2 Status	16-DI	1	1	10	1				INJPMP2_STAT_IN
83	Injection Water Pump 3 Status	16-DI	1	1	11	1				INJPMP3_STAT_IN
84	Injection Water Pump 4 Status	16-DI	1	1	12	1				INJPMP4_STAT_IN
85	Injection Water Strainer Status	16-DI	1	1	13	1				INJSTR_STAT_IN
86	Injection Water Strainer Backwash Status	16-DI	1	1	14	1				INJSBW_STAT_IN
87	Sump Pump1 Status	16-DI	1	1	15	1				SUMPMP1_STAT_IN
88	Sump Pump 2 Status	16-DI	1	1	16	1				SUMPMP2_STAT_IN
89	Basement Chlorine Leak Detector Alarm	16-DI	1	2	1	1				BSMCHLEAK_ALARM_IN
90	Chlorinator Room Chlorine Leak Detector Alarm	16-DI	1	2	2	1				CHROOMCHLEAK_ALARM_IN
91	Cylinder Area Chlorine Leak Detector Alarm (North)	16-DI	1	2	3	1				NCYLCHLEAK_ALARM_IN
92	Cylinder Area Chlorine Leak Detector Alarm (South)	16-DI	1	2	4	1				SCYLCHLEAKS_ALARM_IN
93	Cylinder Area Chlorine Leak Detector Alarm (Center)	16-DI	1	2	5	1				CENCYLCHLEAK_ALARM_IN
94	Expansion Chamber 1 Rupture Disk Alarm(A1)	16-DI	1	2	6	1				EXCHDISK1_ALARM_IN
95	Expansion Chamber 2 Rupture Disk Alarm(A2)	16-DI	1	2	7	1				EXCHDISK2_ALARM_IN
96	Expansion Chamber 3 Rupture Disk Alarm(B1)	16-DI	1	2	8	1				EXCHDISK3_ALARM_IN
97	Expansion Chamber 4 Rupture Disk Alarm(B2)	16-DI	1	2	9	1				EXCHDISK4_ALARM_IN
98	Expansion Chamber 5 Rupture Disk Alarm(C1)	16-DI	1	2	10	1				EXCHDISK5_ALARM_IN
99	Expansion Chamber 6 Rupture Disk Alarm(C2)	16-DI	1	2	11	1				EXCHDISK6_ALARM_IN
100	Chlorine Emergency Shutoff Switch Status	16-DI	1	2	12	1				EMRGNCYSW_STAT_IN
101	Low Pressure Switch for Valve Switchover	16-DI	1	2	13	1				LOW_PRESS_IN
102	Header 2 Low Pressure	16-DI	1	2	14	1				HEADER2_LPRESS_IN
103	Expansion Chamber 7 Rupture Disk Alarm(C3)	16-DI	1	2	15	1				EXCHDISK7_ALARM_IN
104	Header 4 Low Pressure	16-DI	1	2	16	1				HEADER4_LPRESS_IN
105	Chlorine Header 1 Emergency Shut Off Valve Closed	16-DI	1	3	1	1				EMERGENCY_VALVE1_CLSD
106	Chlorine Header 2 Emergency Shut Off Valve Closed	16-DI	1	3	2	1				EMERGENCY_VALVE2_CLSD
107	Chlorine Header 3 Emergency Shut Off Valve Closed	16-DI	1	3	3	1				EMERGENCY_VALVE3_CLSD
108	Chlorine Header 4 Emergency Shut Off Valve Closed	16-DI	1	3	4	1				EMERGENCY_VALVE4_CLSD
109	Chlorine Evaporator 1 Status	16-DI	1	3	5	1				EVAP1_STAT_IN
110	Chlorine Evaporator Vacuum 1 Status	16-DI	1	3	6	1				EVAPVAC1_STAT_IN
111	Chlorine Evaporator 1 Water Temperature Alarm	16-DI	1	3	7	1				EVAPWTRTEMP1_ALARM_IN
112	Chlorine Evaporator 1 Water Level Alarm	16-DI	1	3	8	1				EVAPWTRLVL1_ALARM_IN
113	Chlorine Evaporator 2 Status	16-DI	1	3	9	1				EVAP2_STAT_IN
114	Chlorine Evaporator Vacuum 2 Status	16-DI	1	3	10	1				EVAPVAC2_STAT_IN
115	Chlorine Evaporator 2 Water Temperature Alarm	16-DI	1	3	11	1				EVAPWTRTEMP2_ALARM_IN
116	Chlorine Evaporator 2 Water Level Alarm	16-DI	1	3	12	1				EVAPWTRLVL2_ALARM_IN
117	Chlorine Evaporator 2 High Pressure Alarm	16-DI	1	3	13	1				EVAP2_HIPRESS_IN
118	Chlorine Evaporator 3 Status	16-DI	1	3	14	1				EVAP3_STAT_IN
119	Chlorine Evaporator Vacuum 3 Status	16-DI	1	3	15	1				EVAPVAC3_STAT_IN
120	Chlorine Evaporator 3 Water Temperature Alarm	16-DI	1	3	16	1				EVAPWTRTEMP3_ALARM_IN
121	Chlorine Evaporator 3 Water Level Alarm	16-DI	1	4	1	1				EVAPWTRLVL3_ALARM_IN
122	Chlorine Evaporator 3 High Pressure Alarm	16-DI	1	4	2	1				EVAP3_HIPRESS_IN
123	Chlorine Evaporator 4 Status	16-DI	1	4	3	1				EVAP4_STAT_IN
124	Chlorine Evaporator Vacuum 4 Status	16-DI	1	4	4	1				EVAPVAC4_STAT_IN
125	Chlorine Evaporator 4 Water Temperature Alarm	16-DI	1	4	5	1				EVAPWTRTEMP4_ALARM_IN
126	Chlorine Evaporator 4 Water Level Alarm	16-DI	1	4	6	1				EVAPWTRLVL4_ALARM_IN
127	Chlorine Evaporator 4 High Pressure Alarm	16-DI	1	4	7	1				EVAP4_HIPRESS_IN
128	Chlorine Evaporator 5 Status	16-DI	1	4	8	1				EVAP5_STAT_IN
129	Chlorine Evaporator Vacuum 5 Status	16-DI	1	4	9	1				EVAPVAC5_STAT_IN
130	Chlorine Evaporator 5 Water Temperature Alarm	16-DI	1	4	10	1				EVAPWTRTEMP5_ALARM_IN
131	Chlorine Evaporator 5 Water Level Alarm	16-DI	1	4	11	1				EVAPWTRLVL5_ALARM_IN
132	Chlorine Evaporator 5 High Pressure Alarm	16-DI	1	4	12	1				EVAP5_HIPRESS_IN
133	Chlorine Evaporator 6 Status	16-DI	1	4	13	1				EVAP6_STAT_IN
134	Chlorine Evaporator Vacuum 6 Status	16-DI	1	4	14	1				EVAPVAC6_STAT_IN
135	Chlorine Evaporator 6 Water Temperature Alarm	16-DI	1	4	15	1				EVAPWTRTEMP6_ALARM_IN
136	Chlorine Evaporator 6 Water Level Alarm	16-DI	1	4	16	1				EVAPWTRLVL6_ALARM_IN
137	Chlorine Evaporator 6 High Pressure Alarm	16-DI	1	5	1	1				EVAP6_HIPRESS_IN
138	Chlorinator 1 Local/Remote	16-DI	1	5	2	1				CHL1_STAT_IN
139	Chlorinator 1 Injector Status	16-DI	1	5	3	1				CHLINJ1_STAT_IN
140	Chlorinator 2 Local/Remote	16-DI	1	5	4	1				CHL2_STAT_IN
141	Chlorinator 2 Injector Status	16-DI	1	5	5	1				CHLINJ2_STAT_IN
142	Chlorinator 3 Local/Remote	16-DI	1	5	6	1				CHL3_STAT_IN
143	Chlorinator 3 Injector Status	16-DI	1	5	7	1				CHLINJ3_STAT_IN
144	Chlorinator 4 Local/Remote	16-DI	1	5	8	1				CHL4_STAT_IN
145	Chlorinator 4 Injector Status	16-DI	1	5	9	1				CHLINJ4_STAT_IN
146	Chlorinator 5 Local/Remote	16-DI	1	5	10	1				CHL5_STAT_IN
147	Chlorinator 5 Injector Status	16-DI	1	5	11	1				CHLINJ5_STAT_IN
148	Chlorinator 6 Local/Remote	16-DI	1	5	12	1				CHL6_STAT_IN
149	Chlorinator 6 Injector Status	16-DI	1	5	13	1				CHLINJ6_STAT_IN
150	Chlorinator 7 Status	16-DI	1	5	14	1				CHL7_STAT_IN
151	Exhaust Fan Status	16-DI	1	5	15	1				EXHFAN_STAT_IN
152	Supply Fan Status	16-DI	1	5	16	1				SPLYFAN_STAT_IN

MIAMI-DADE WATER AND SEWER DEPARTMENT  
SOUTH DISTRICT WASTE WATER TREATMENT PLANT  
INPUT/OUTPUT LIST  
RTU SD12 CHLORINE BUILDING

ITEM	DESCRIPTION	SIG. TYPE	RACK	CARD	POINT	PT. CONN	SPARE	ZERO	SPAN	SIGNAL NAME
153	Air Compressor Status	16-DI	1	6	1	1				AIRCOMP_STAT_IN
154	Instrument Air Low Pressure Alarm	16-DI	1	6	2	1				INSTRAIR_LPRESS_IN
155	Basement Flooding Alarm Future	16-DI	1	6	3	1				BSMNTFLOOD_ALRM_IN
156	Fire Alarm	16-DI	1	6	4	1				FIRE_ALRM_IN
157	SPARE-DI	16-DI	1	6	5		1			
158	SPARE-DI	16-DI	1	6	6		1			
159	North Bank Chlorine Contol Valve Open Status	16-DI	1	6	7	1				CONTROL_VALVE1_OPEN
160	North Bank Chlorine Contol Valve Closed Status	16-DI	1	6	8	1				CONTROL_VALVE1_CLSD
161	South Bank Chlorine Contol Valve Open Status	16-DI	1	6	9	1				CONTROL_VALVE2_OPEN
162	South Bank Chlorine Contol Valve Closed Status	16-DI	1	6	10	1				CONTROL_VALVE2_CLSD
163	Chlorine Header 1 Emergency Shut Off Valve Open	16-DI	1	6	11	1				EMERGNCY_VALVE1_OPEN
164	Chlorine Header 2 Emergency Shut Off Valve Open	16-DI	1	6	12	1				EMERGNCY_VALVE2_OPEN
165	Chlorine Header 3 Emergency Shut Off Valve Open	16-DI	1	6	13	1				EMERGNCY_VALVE3_OPEN
166	Chlorine Header 4 Emergency Shut Off Valve Open	16-DI	1	6	14	1				EMERGNCY_VALVE4_OPEN
167	Surge Protection Alarm	16-DI	1	6	15	1				ACSURGE_FAIL_IN
168	AC Failure Alarm	16-DI	1	6	16	1				ACFAIL_IN
169	Battery Low Alarm	16-DI	1	7	1	1				BATTERY_LOW_IN
170	Pump 1 Alarm Status	16-DI	1	7	2	1				FWPMP1_ALARM_IN
171	Pump 1 Remote Status	16-DI	1	7	3	1				FWPMP1_REMOTE_IN
172	Pump 2 Alarm Status	16-DI	1	7	4	1				FWPMP2_ALARM_IN
173	Pump 2 Remote Status	16-DI	1	7	5	1				FWPMP2_REMOTE_IN
174	Pump 3 Alarm Status	16-DI	1	7	6	1				FWPMP3_ALARM_IN
175	Pump 3 Remote Status	16-DI	1	7	7	1				FWPMP3_REMOTE_IN
176	Pump 4 Alarm Status	16-DI	1	7	8	1				FWPMP4_ALARM_IN
177	Pump 4 Remote Status	16-DI	1	7	9	1				FWPMP4_REMOTE_IN
178	Pump 5 Alarm Status	16-DI	1	7	10	1				FWPMP5_ALARM_IN
179	Pump 5 Remote Status	16-DI	1	7	11	1				FWPMP5_REMOTE_IN
180	Pump 6 Alarm Status	16-DI	1	7	12	1				FWPMP6_ALARM_IN
181	Pump 6 Remote Status	16-DI	1	7	13	1				FWPMP6_REMOTE_IN
182	SPARE-DI	16-DI	1	7	14		1			
183	SPARE-DI	16-DI	1	7	15		1			
184	SPARE-DI	16-DI	1	7	16		1			
185	North Bank Chlorine Contol Valve OPEN/CLOSE	16-DO	1	8	1	1				NORTH_VALVE_OUT
186	South Bank Chlorine Contol Valve OPEN/CLOSE	16-DO	1	8	2	1				SOUTH_VALVE_OUT
187	Flushing Water Pump 1 Start	16-DO	1	8	3	1				FWPMP1_START_OUT
188	Flushing Water Pump 2 Start	16-DO	1	8	4	1				FWPMP2_START_OUT
189	Flushing Water Pump 3 Start	16-DO	1	8	5	1				FWPMP3_START_OUT
190	Flushing Water Pump 4 Start	16-DO	1	8	6	1				FWPMP4_START_OUT
191	Flushing Water Pump 5 Start	16-DO	1	8	7	1				FWPMP5_START_OUT
192	Flushing Water Pump 6 Start	16-DO	1	8	8	1				FWPMP6_START_OUT
193	SPARE-DO	16-DO	1	8	9		1			
194	SPARE-DO	16-DO	1	8	10		1			
195	SPARE-DO	16-DO	1	8	11		1			
196	SPARE-DO	16-DO	1	8	12		1			
197	Injection Water Pump 1 Start	16-DO	1	8	13	1				INJPMP1_START_OUT
198	Injection Water Pump 1 Stop	16-DO	1	8	14	1				INJPMP1_STOP_OUT
199	Injection Water Pump 2 Start	16-DO	1	8	15	1				INJPMP2_START_OUT
200	Injection Water Pump 2 Stop	16-DO	1	8	16	1				INJPMP2_STOP_OUT
201	Injection Water Pump 3 Start	16-DO	2	1	1	1				INJPMP3_START_OUT
202	Injection Water Pump 3 Stop	16-DO	2	1	2	1				INJPMP3_STOP_OUT
203	Injection Water Pump 4 Start	16-DO	2	1	3	1				INJPMP4_START_OUT
204	Injection Water Pump 4 Stop	16-DO	2	1	4	1				INJPMP4_STOP_OUT
205	Chlorinator 1 Injector Open	16-DO	2	1	5	1				CHINJ1_OPEND_OUT (FLOODGGGG in RTU)
206	Chlorinator 1 Injector Close	16-DO	2	1	6	1				CHINJ1_CLSD_OUT
207	Chlorinator 2 Injector Open	16-DO	2	1	7	1				CHINJ2_OPEND_OUT
208	Chlorinator 2 Injector Close	16-DO	2	1	8	1				CHINJ2_CLSD_OUT
209	Chlorinator 3 Injector Open	16-DO	2	1	9	1				CHINJ3_OPEND_OUT
210	Chlorinator 3 Injector Close	16-DO	2	1	10	1				CHINJ3_CLSD_OUT
211	Chlorinator 4 Injector Open	16-DO	2	1	11	1				CHINJ4_OPEND_OUT
212	Chlorinator 4 Injector Close	16-DO	2	1	12	1				CHINJ4_CLSD_OUT
213	Chlorinator 5 Injector Open	16-DO	2	1	13	1				CHINJ5_OPEND_OUT
214	Chlorinator 5 Injector Close	16-DO	2	1	14	1				CHINJ5_CLSD_OUT
215	Chlorinator 6 Injector Open	16-DO	2	1	15	1				CHINJ6_OPEND_OUT
216	Chlorinator 6 Injector Close	16-DO	2	1	16	1				CHINJ6_CLSD_OUT

	Points	Boards	Spare
4-AI	0	0	
8-AI	64	8	
2-AO	0	0	
4-AO	8	2	
8-DI	0	0	
16-DI	112	7	
8-DO	0	0	
16-DO	32	2	
Spare AI	3		5%

MIAMI-DADE WATER AND SEWER DEPARTMENT  
 SOUTH DISTRICT WASTE WATER TREATMENT PLANT  
 INPUT/OUTPUT LIST  
 RTU SD12 CHLORINE BUILDING

ITEM	DESCRIPTION	SIG. TYPE	RACK	CARD	POINT	PT. CONN	SPARE	ZERO	SPAN	SIGNAL NAME
	Spare AO		1		13%					
	Spare DI		5		4%					
	Spare DO		4		13%					
	<b>Total</b>		184	17						
<b>TOTAL CONNECTED</b>			202							
<b>PERCENTAGE CONNECTED + SPARES</b>			103.4%							
<b>SPARES</b>			13							

MIAMI-DADE WATER AND SEWER DEPARTMENT  
SOUTH DISTRICT WASTE WATER TREATMENT PLANT  
INPUT/OUTPUT LIST  
RTU SD14 DIGESTER CLUSTER 1

ITEM	DESCRIPTION	SIG. TYPE	RACK	CARD	POINT	PT. CONN	SPARE	ZERO	SPAN	SIGNAL NAME
1	Digester Tank 1 Level (Primary)	8-AI	2	1	1	1		0	10	DIGTNK1.LEVEL.IN
2	Digester Tank 2 Level (Secondary)	8-AI	2	1	2	1		0	10	DIGTNK2.LEVEL.IN
3	Digester Tank 3 Level (Primary)	8-AI	2	1	3	1		0	10	DIGTNK3.LEVEL.IN
4	Digester Tank 4 Level (Secondary)	8-AI	2	1	4	1		0	10	DIGTNK4.LEVEL.IN
5	Digester Tank 1 Temp	8-AI	2	1	5	1		80	150	DIGTNK1.TEMP.IN
6	Digester Tank 2 Temp	8-AI	2	1	6	1		80	150	DIGTNK2.TEMP.IN
7	Digester Tank 3 Temp	8-AI	2	1	7	1		80	150	DIGTNK3.TEMP.IN
8	Digester Tank 4 Temp	8-AI	2	1	8	1		80	150	DIGTNK4.TEMP.IN
9	Digester 1 Gas Pressure	8-AI	2	2	1	1		0	9	DIGGAS1.PRES.IN
10	Digester 2 Gas Pressure	8-AI	2	2	2	1		0	9	DIGGAS2.PRES.IN
11	Digester 3 Gas Pressure	8-AI	2	2	3	1		0	9	DIGGAS3.PRES.IN
12	Digester 4 Gas Pressure	8-AI	2	2	4	1		0	9	DIGGAS4.PRES.IN
13	Digester 1 Gas Flow PRI	8-AI	2	2	5	1		0	250	DIGGAS1.FLOW.IN
14	Digester 2 Gas Flow SEC	8-AI	2	2	6	1		0	80	DIGGAS2.FLOW.IN
15	Digester 3 Gas Flow PRI	8-AI	2	2	7	1		0	250	DIGGAS3.FLOW.IN
16	Digester 4 Gas Flow SEC	8-AI	2	2	8	1		0	80	DIGGAS4.FLOW.IN
17	Gas Booster Inlet Pressure	8-AI	2	3	1	1		0	10	GASINLT.PRESS.IN
18	Total Gas Flow Meter (Span 0-400 but chart 0-500)	8-AI	2	3	2	1		0	500	TOTGAS.FLOW.IN
19	Total Gas Flow Pressure	8-AI	2	3	3	1		0	50	TOTGAS.PRESS.IN
20	Automatic gas valve position	8-AI	2	3	4	1		0	100	GAS.VLVPOS.IN
21	LEL Tank #1	8-AI	2	3	5	1		0	100	LEL1.TRANS.IN
22	Raw Sludge Flow to Digester Cluster 1	8-AI	2	3	6	1		0	325000	DIG1RAW.FLOW.IN
23	Gas Flow To Burner	8-AI	2	3	7	1		0	500	GASBURNR_FLOW.IN
24	LEL Tank #2	8-AI	2	3	8	1		0	100	LEL2.TRANS.IN
25	Room Temperature	8-AI	2	4	1	1		0	150	ROOM.TEMP.IN
26	Digester 1 Sludge Flow	8-AI	2	4	2	1		0	1000	DIG1SLG.FLOW.IN
27	Digester 3 Sludge Flow	8-AI	2	4	3	1		0	1000	DIG3SLG.FLOW.IN
28	LEL Tank #3	8-AI	2	4	4	1		0	100	LEL3.TRANS.IN
29	Heat Exchanger 1 Water Temperature Inlet	8-AI	2	4	5	1		80	150	HEATEXC1.TMPIN.IN
30	Heat Exchanger 1 Water Temperature Outlet	8-AI	2	4	6	1		80	150	HEATEXC1.TMPOUT.IN
31	Heat Exchanger 1 Sludge Temp Inlet	8-AI	2	4	7	1		80	150	HEATEXC1.SLGTIN.IN
32	Heat Exchanger 1 Sludge Temperature Outlet	8-AI	2	4	8	1		80	150	HEATEXC1.SLGTOT.IN
33	LEL Tank #4	8-AI	2	5	1	1		0	100	LEL4.TRANS.IN
34	LEL Gas Booster	8-AI	2	5	2	1		0	100	LEL5.TRANS.IN
35	Heat Exchanger 2 Water Temperature Inlet	8-AI	2	5	3	1		80	150	HEATEXC2.TMPIN.IN
36	Heat Exchanger 2 Water Temperature Outlet	8-AI	2	5	4	1		80	150	HEATEXC2.TMPOUT.IN
37	Heat Exchanger 2 Sludge Temp Inlet	8-AI	2	5	5	1		80	150	HEATEXC2.SLGTIN.IN
38	Heat Exchanger 2 Sludge Temperature Outlet	8-AI	2	5	6	1		80	150	HEATEXC2.SLGTOT.IN
39	LEL Penthouse	8-AI	2	5	7	1		0	100	LEL6.TRANS.IN
40	LEL basement H2S	8-AI	2	5	8	1		0	100	LEL7.TRANS.IN
41	Transfer Pump 1 Speed Indication	8-AI	2	6	1		1	0	130	TRANPMP1.SPD.IN
42	Transfer Pump 2 Speed Indication	8-AI	2	6	2		1	0	110	TRANPMP2.SPD.IN
43	Transfer Pump 3 Speed Indication	8-AI	2	6	3		1	0	92	TRANPMP3.SPD.IN
44	Transfer Pump 4 Speed Indication	8-AI	2	6	4		1	0	105	TRANPMP4.SPD.IN
45	SPARE-AI	8-AI	2	6	5		1			
46	Perth Gas Pressure Digester 1	8-AI	2	6	6	1				DIG1GAS_PRESS_IN
47	Perth Gas Pressure Digester 3	8-AI	2	6	7	1				DIG3GAS_PRESS_IN
48	SPARE-AI	8-AI	2	6	8		1			
49	Transfer Pump 1 Speed Control	4-AO	3	1	1			0	800	TRANPMP1.SPDCTL.OUT
50	Transfer Pump 2 Speed Control	4-AO	3	1	2			0	800	TRANPMP2.SPDCTL.OUT
51	Transfer Pump 3 Speed Control	4-AO	3	1	3			0	800	TRANPMP3.SPDCTL.OUT
52	Transfer Pump 4 Speed Control	4-AO	3	1	4			0	800	TRANPMP4.SPDCTL.OUT
53	Digester 1 Feed Valve Control (Future) Spare	4-AO	3	2	1		1			
54	Digester 3 Feed Valve Control (Future) Spare	4-AO	3	2	2		1			
55	Heat Exchanger 1 Water Valve Control (F) Spare	4-AO	3	2	3		1			
56	Heat Exchanger 2 Water Valve Control (F) Spare	4-AO	3	2	4		1			
57	Automatic Gas Valve Control (Future) Spare	4-AO	3	3	1		1			
58	SPARE-AO	4-AO	3	3	2		1			
59	SPARE-AO	4-AO	3	3	3		1			
60	SPARE-AO	4-AO	3	3	4		1			
61	SPARE-AO	4-AO	3	4	1		1			
62	SPARE-AO	4-AO	3	4	2		1			
63	SPARE-AO	4-AO	3	4	3		1			
64	SPARE-AO	4-AO	3	4	4		1			
65	Gas Booster Pump 1 Status	16-DI	1	1	1	1				GASBPMP1.STAT.IN
66	Gas Booster Pump 2 Status	16-DI	1	1	2	1				GASBPMP2.STAT.IN
67	Digester 1 Perth Gas Compressor Status	16-DI	1	1	3	1				DIG1COMP.STAT.IN
68	Digester 1 Perth Gas System Failure Alarm	16-DI	1	1	4	1				DIG1GAS.ALRM.IN
69	DIGESTER 1 PERTH GAS ROTARY VALVE PORT 1	16-DI	1	1	5		1			DIGGAS1_VALV1_STAT
70	DIGESTER 1 PERTH GAS ROTARY VALVE PORT 2	16-DI	1	1	6		1			DIGGAS1_VALV2_STAT
71	DIGESTER 1 PERTH GAS ROTARY VALVE PORT 3	16-DI	1	1	7		1			DIGGAS1_VALV3_STAT
72	DIGESTER 1 PERTH GAS ROTARY VALVE PORT 4	16-DI	1	1	8		1			DIGGAS1_VALV4_STAT
73	DIGESTER 1 PERTH GAS ROTARY VALVE PORT 5	16-DI	1	1	9		1			DIGGAS1_VALV5_STAT
74	DIGESTER 1 PERTH GAS ROTARY VALVE PORT 6	16-DI	1	1	10		1			DIGGAS1_VALV6_STAT
75	DIGESTER 1 PERTH GAS ROTARY VALVE PORT 7	16-DI	1	1	11		1			DIGGAS1_VALV7_STAT
76	DIGESTER 1 PERTH GAS ROTARY VALVE PORT 8	16-DI	1	1	12		1			DIGGAS1_VALV8_STAT

MIAMI-DADE WATER AND SEWER DEPARTMENT  
SOUTH DISTRICT WASTE WATER TREATMENT PLANT  
INPUT/OUTPUT LIST  
RTU SD14 DIGESTER CLUSTER 1

ITEM	DESCRIPTION	SIG. TYPE	RACK	CARD	POINT	PT. CONN	SPARE	ZERO	SPAN	SIGNAL NAME
77	DIGESTER 1 PERTH GAS ROTORY VALVE PORT 9	16-DI	1	1	13		1			DIGGAS1_VALVE9_STAT
78	DIGESTER 1 PERTH GAS ROTORY VALVE PORT 10	16-DI	1	1	14		1			DIGGAS1_VALV10_STAT
79	DIGESTER 1 PERTH GAS ROTORY VALVE PORT 11	16-DI	1	1	15		1			DIGGAS1_VALV11_STAT
80	DIGESTER 1 PERTH GAS ROTORY VALVE PORT 12	16-DI	1	1	16		1			DIGGAS1_VALV12_STAT
81	Digester 3 Perth Gas Compressor Status	16-DI	1	2	1	1				DIG3COMP.STAT.IN
82	Digester 3 Perth Gas System Failure Alarm	16-DI	1	2	2	1				DIG3GAS.ALRM.IN
83	DIGESTER 3 PERTH GAS ROTORY VALVE PORT 1	16-DI	1	2	3		1			DIGGAS3_VALV1_STAT
84	DIGESTER 3 PERTH GAS ROTORY VALVE PORT 2	16-DI	1	2	4		1			DIGGAS3_VALV2_STAT
85	DIGESTER 3 PERTH GAS ROTORY VALVE PORT 3	16-DI	1	2	5		1			DIGGAS3_VALV3_STAT
86	DIGESTER 3 PERTH GAS ROTORY VALVE PORT 4	16-DI	1	2	6		1			DIGGAS3_VALV4_STAT
87	DIGESTER 3 PERTH GAS ROTORY VALVE PORT 5	16-DI	1	2	7		1			DIGGAS3_VALV5_STAT
88	DIGESTER 3 PERTH GAS ROTORY VALVE PORT 6	16-DI	1	2	8		1			DIGGAS3_VALV6_STAT
89	DIGESTER 3 PERTH GAS ROTORY VALVE PORT 7	16-DI	1	2	9		1			DIGGAS3_VALV7_STAT
90	DIGESTER 3 PERTH GAS ROTORY VALVE PORT 8	16-DI	1	2	10		1			DIGGAS3_VALV8_STAT
91	DIGESTER 3 PERTH GAS ROTORY VALVE PORT 9	16-DI	1	2	11		1			DIGGAS3_VALVE9_STAT
92	DIGESTER 3 PERTH GAS ROTORY VALVE PORT 10	16-DI	1	2	12		1			DIGGAS3_VALV10_STAT
93	DIGESTER 3 PERTH GAS ROTORY VALVE PORT 11	16-DI	1	2	13		1			DIGGAS3_VALV11_STAT
94	DIGESTER 3 PERTH GAS ROTORY VALVE PORT 12	16-DI	1	2	14		1			DIGGAS3_VALV12_STAT
95	Digester 1 Floating Cover Flood Alarm (F) Spare	16-DI	1	2	15		1			
96	Digester 2 Floating Cover Flood Alarm (F) Spare	16-DI	1	2	16		1			
97	Digester 3 Floating Cover Flood Alarm (F) Spare	16-DI	1	3	1		1			
98	Digester 4 Floating Cover Flood Alarm (F) Spare	16-DI	1	3	2		1			
99	Recirculation Pump 1 Status	16-DI	1	3	3	1				RECPMP1.STAT.IN
100	Recirculation Pump 2 Status	16-DI	1	3	4	1				RECPMP2.STAT.IN
101	Transfer Pump 1 Status	16-DI	1	3	5	1				TRANPMP1.STAT.IN
102	Transfer Pump 2 Status	16-DI	1	3	6	1				TRANPMP2.STAT.IN
103	Transfer Pump 3 Status	16-DI	1	3	7	1				TRANPMP3.STAT.IN
104	Transfer Pump 4 Status	16-DI	1	3	8	1				TRANPMP4.STAT.IN
105	Sump Pump 1 Status	16-DI	1	3	9	1				SUMPPMP1.STAT.IN
106	Sump Pump 2 Status	16-DI	1	3	10	1				SUMPPMP2.STAT.IN
107	Seal Water Pump 1 Status	16-DI	1	3	11	1				SEALPMP1.STAT.IN
108	Seal Water Pump 2 Status	16-DI	1	3	12	1				SEALPMP2.STAT.IN
109	AC Failure Alarm	16-DI	1	3	13	1				ACFAIL_IN
110	Battery Low Alarm	16-DI	1	3	14	1				BATTERY_LOW_IN
111	Surge Protector Alarm	16-DI	1	3	15	1				ACSURGE_FAIL_IN
112	Fire Alarm	16-DI	1	3	16	1				FIRE.ALRM.IN
113	Basement Flooding	16-DI	1	4	1	1				BASFLOOD.STAT.IN
114	Supply Fan Status	16-DI	1	4	2	1				SUPLYFN.STAT.IN
115	Exhaust Fan Status	16-DI	1	4	3	1				EXHSTFN.STAT.IN
116	Overflow To Sanitary Sewer Alarm	16-DI	1	4	4	1				SANITARY.ALRM.IN
117	LEL Alarm 1	16-DI	1	4	5	1				LEL1.ALRM.IN
118	LEL Alarm 2	16-DI	1	4	6	1				LEL2.ALRM.IN
119	LEL Alarm 3	16-DI	1	4	7	1				LEL3.ALRM.IN
120	LEL Alarm 4	16-DI	1	4	8	1				LEL4.ALRM.IN
121	LEL Alarm 5	16-DI	1	4	9	1				LEL5.ALRM.IN
122	LEL Alarm 6	16-DI	1	4	10	1				LEL6.ALRM.IN
123	LEL Alarm 7	16-DI	1	4	11	1				LEL7.ALRM.IN
124	H2S Alarm	16-DI	1	4	12	1				H2S.ALRM.IN
125	SPARE-DI	16-DI	1	4	13		1			
126	SPARE-DI	16-DI	1	4	14		1			
127	SPARE-DI	16-DI	1	4	15		1			
128	SPARE-DI	16-DI	1	4	16		1			
129	DIGESTER 1 GAS MIX SYSTEM IN HAND	16-DI	1	5	1		1			DIGGAS1_HAND_IN
130	DIGESTER 1 GAS MIX SYSTEM IN OFF	16-DI	1	5	2		1			DIGGAS1_OFF_IN
131	DIGESTER 1 GAS MIX SYSTEM IN AUTO	16-DI	1	5	3		1			DIGGAS1_AUTO_IN
132	DIGESTER 1 GAS MIX SYSTEM START	16-DI	1	5	4		1			DIGGAS1_START_IN
133	DIGESTER 1 GAS MIX SYSTEM STOP/RESET	16-DI	1	5	5		1			DIGGAS1_STOP_IN
134	DIGESTER 1 ROTORY VALVE MOTOR HIGH TEMPERAT	16-DI	1	5	6		1			DIGGAS1_VALVE_TEMP
135	DIGESTER 1 BLOWER MOTOR HIGH TEMPERATURE	16-DI	1	5	7		1			DIGGAS1_MOTOR_TEMP
136	DIGESTER 1 GAS MIX SYSTEM HIGH TEMPERATURE	16-DI	1	5	8		1			DIGGAS1_MIX_TEMP
137	DIGESTER 1 GAS MIX SYSTEM LOW GAS PRESSURE	16-DI	1	5	9		1			DIGGAS1_LOW_PRESS
138	DIGESTER 1 CONTROL PANEL PURGE LOW PRESSURE	16-DI	1	5	10		1			DIGGAS1_PURGE_LOW
139	DIGESTER 1 ROTORY VALVE MOTOR OVERLOAD	16-DI	1	5	11		1			DIGGAS1_VALVE_OVLD
140	DIGESTER 1 BLOWER MOTOR OVERLOAD	16-DI	1	5	12		1			DIGGAS1_MOTOR_OVLD
141	DIGESTER 1 ROTORY VALVE MOTOR RUNNING	16-DI	1	5	13		1			DIGGAS1_VALVE_RUN
142	DIGESTER 1 BLOWER MOTOR RUNNING	16-DI	1	5	14		1			DIGGAS1_MOTOR_RUN
143	SPARE-DI	16-DI	1	5	15		1			
144	SPARE-DI	16-DI	1	5	16		1			
145	DIGESTER 3 GAS MIX SYSTEM IN HAND	16-DI	1	6	1		1			DIGGAS3_HAND_IN
146	DIGESTER 3 GAS MIX SYSTEM IN OFF	16-DI	1	6	2		1			DIGGAS3_OFF_IN
147	DIGESTER 3 GAS MIX SYSTEM IN AUTO	16-DI	1	6	3		1			DIGGAS3_AUTO_IN
148	DIGESTER 3 GAS MIX SYSTEM START	16-DI	1	6	4		1			DIGGAS3_START_IN
149	DIGESTER 3 GAS MIX SYSTEM STOP/RESET	16-DI	1	6	5		1			DIGGAS3_STOP_IN
150	DIGESTER 3 ROTORY VALVE MOTOR HIGH TEMPERAT	16-DI	1	6	6		1			DIGGAS3_VALVE_TEMP
151	DIGESTER 3 BLOWER MOTOR HIGH TEMPERATURE	16-DI	1	6	7		1			DIGGAS3_MOTOR_TEMP
152	DIGESTER 3 GAS MIX SYSTEM HIGH TEMPERATURE	16-DI	1	6	8		1			DIGGAS3_MIX_TEMP

MIAMI-DADE WATER AND SEWER DEPARTMENT  
SOUTH DISTRICT WASTE WATER TREATMENT PLANT  
INPUT/OUTPUT LIST  
RTU SD14 DIGESTER CLUSTER 1

ITEM	DESCRIPTION	SIG. TYPE	RACK	CARD	POINT	PT. CONN	SPARE	ZERO	SPAN	SIGNAL NAME
153	DIGESTER 3 GAS MIX SYSTEM LOW GAS PRESSURE	16-DI	1	6	9		1			DIGGAS3_LOW_PRESS
154	DIGESTER 3 CONTROL PANEL PURGE LOW PRESSUR	16-DI	1	6	10		1			DIGGAS3_PURGE_LOW
155	DIGESTER 3 ROTORY VALVE MOTOR OVERLOAD	16-DI	1	6	11		1			DIGGAS3_VALVE_OVLD
156	DIGESTER 3 BLOWER MOTOR OVERLOAD	16-DI	1	6	12		1			DIGGAS3_MOTOR_OVLD
157	DIGESTER 3 ROTORY VALVE MOTOR RUNNING	16-DI	1	6	13		1			DIGGAS3_VALVE_RUN
158	DIGESTER 3 BLOWER MOTOR RUNNING	16-DI	1	6	14		1			DIGGAS3_MOTOR_RUN
159	SPARE-DI	16-DI	1	6	15		1			
160	SPARE-DI	16-DI	1	6	16		1			
161	DIGESTER 1 ROTORY VALVE PORT 1 IN HAND	16-DI	2	7	1	1				DIGGAS1_VALV1_HAND
162	DIGESTER 1 ROTORY VALVE PORT 2 IN HAND	16-DI	2	7	2	1				DIGGAS1_VALV2_HAND
163	DIGESTER 1 ROTORY VALVE PORT 3 IN HAND	16-DI	2	7	3	1				DIGGAS1_VALV3_HAND
164	DIGESTER 1 ROTORY VALVE PORT 4 IN HAND	16-DI	2	7	4	1				DIGGAS1_VALV4_HAND
165	DIGESTER 1 ROTORY VALVE PORT 5 IN HAND	16-DI	2	7	5	1				DIGGAS1_VALV5_HAND
166	DIGESTER 1 ROTORY VALVE PORT 6 IN HAND	16-DI	2	7	6	1				DIGGAS1_VALV6_HAND
167	DIGESTER 1 ROTORY VALVE PORT 7 IN HAND	16-DI	2	7	7	1				DIGGAS1_VALV7_HAND
168	DIGESTER 1 ROTORY VALVE PORT 8 IN HAND	16-DI	2	7	8	1				DIGGAS1_VALV8_HAND
169	DIGESTER 1 ROTORY VALVE PORT 9 IN HAND	16-DI	2	7	9	1				DIGGAS1_VALV9_HAND
170	DIGESTER 1 ROTORY VALVE PORT 10 IN HAND	16-DI	2	7	10	1				DIGGAS1_VALV10_HAND
171	DIGESTER 1 ROTORY VALVE PORT 11 IN HAND	16-DI	2	7	11	1				DIGGAS1_VALV11_HAND
172	DIGESTER 1 ROTORY VALVE PORT 12 IN HAND	16-DI	2	7	12	1				DIGGAS1_VALV12_HAND
173	SPARE-DI	16-DI	2	7	13		1			
174	SPARE-DI	16-DI	2	7	14		1			
175	SPARE-DI	16-DI	2	7	15		1			
176	SPARE-DI	16-DI	2	7	16		1			
177	DIGESTER 3 ROTORY VALVE PORT 1 IN HAND	16-DI	2	8	1	1				DIGGAS3_VALV1_HAND
178	DIGESTER 3 ROTORY VALVE PORT 2 IN HAND	16-DI	2	8	2	1				DIGGAS3_VALV2_HAND
179	DIGESTER 3 ROTORY VALVE PORT 3 IN HAND	16-DI	2	8	3	1				DIGGAS3_VALV3_HAND
180	DIGESTER 3 ROTORY VALVE PORT 4 IN HAND	16-DI	2	8	4	1				DIGGAS3_VALV4_HAND
181	DIGESTER 3 ROTORY VALVE PORT 5 IN HAND	16-DI	2	8	5	1				DIGGAS3_VALV5_HAND
182	DIGESTER 3 ROTORY VALVE PORT 6 IN HAND	16-DI	2	8	6	1				DIGGAS3_VALV6_HAND
183	DIGESTER 3 ROTORY VALVE PORT 7 IN HAND	16-DI	2	8	7	1				DIGGAS3_VALV7_HAND
184	DIGESTER 3 ROTORY VALVE PORT 8 IN HAND	16-DI	2	8	8	1				DIGGAS3_VALV8_HAND
185	DIGESTER 3 ROTORY VALVE PORT 9 IN HAND	16-DI	2	8	9	1				DIGGAS3_VALV9_HAND
186	DIGESTER 3 ROTORY VALVE PORT 10 IN HAND	16-DI	2	8	10	1				DIGGAS3_VALV10_HAND
187	DIGESTER 3 ROTORY VALVE PORT 11 IN HAND	16-DI	2	8	11	1				DIGGAS3_VALV11_HAND
188	DIGESTER 3 ROTORY VALVE PORT 12 IN HAND	16-DI	2	8	12	1				DIGGAS3_VALV12_HAND
189	SPARE-DI	16-DI	2	8	13		1			
190	SPARE-DI	16-DI	2	8	14		1			
191	SPARE-DI	16-DI	2	8	15		1			
192	SPARE-DI	16-DI	2	8	16		1			
193	Gas Booster Pump 1 Start	16-DO	1	7	1	1				GASBPMP1.START.OUT
194	Gas Booster Pump 1 Stop	16-DO	1	7	2	1				GASBPMP1.STOP.OUT
195	Gas Booster Pump 2 Start	16-DO	1	7	3	1				GASBPMP2.START.OUT
196	Gas Booster Pump 2 Stop	16-DO	1	7	4	1				GASBPMP2.STOP.OUT
197	Recirculation Pump 1 Start	16-DO	1	7	5	1				RECPMP1.START.OUT
198	Recirculation Pump 1 Stop	16-DO	1	7	6	1				RECPMP1.STOP.OUT
199	Recirculation Pump 2 Start	16-DO	1	7	7	1				RECPMP2.START.OUT
200	Recirculation Pump 2 Stop	16-DO	1	7	8	1				RECPMP2.STOP.OUT
201	Transfer Pump 1 Start	16-DO	1	7	9	1				TRANPMP1.START.OUT
202	Transfer Pump 1 Stop	16-DO	1	7	10	1				TRANPMP1.STOP.OUT
203	Transfer Pump 2 Start	16-DO	1	7	11	1				TRANPMP2.START.OUT
204	Transfer Pump 2 Stop	16-DO	1	7	12	1				TRANPMP2.STOP.OUT
205	Transfer Pump 3 Start	16-DO	1	7	13	1				TRANPMP3.START.OUT
206	Transfer Pump 3 Stop	16-DO	1	7	14	1				TRANPMP3.STOP.OUT
207	Transfer Pump 4 Start	16-DO	1	7	15	1				TRANPMP4.START.OUT
208	Transfer Pump 4 Stop	16-DO	1	7	16	1				TRANPMP4.STOP.OUT
209	Emergency Bell	16-DO	1	8	1	1				EMRGNCY.BELL.OUT
210	RTU Battery Test	16-DO	1	8	2	1				RTU14BAT.TEST.OUT
211	DIGESTER 1 ROTORY VALVE MOTOR STARTER	16-DO	1	8	3		1			DIGGAS1_VALVE_START
212	DIGESTER 1 BLOWER MOTOR STARTER	16-DO	1	8	4		1			DIGGAS1_MOTOR_START
213	DIGESTER 1 LOW GAS PRESSURE LIGHT	16-DO	1	8	5		1			DIGGAS1_LOW_GAS
214	DIGESTER 1 HIGH TEMPERATURE LIGHT	16-DO	1	8	6		1			DIGGAS1_HIGH_TEMP
215	DIGESTER 1 LOW PURGE AIR PRESSURE LIGHT	16-DO	1	8	7		1			DIGGAS1_PRGLOW_OUT
216	DIGESTER 1 GAS MIX SYSTEM FAULT	16-DO	1	8	8		1			DIGGAS1_SYSTEM_FAIL
217	DIGESTER 1 GAS MIX IN HAND	16-DO	1	8	9		1			DIGGAS1_HAND_OUT
218	DIGESTER 1 GAS MIX OFF	16-DO	1	8	10		1			DIGGAS1_OFF_OUT
219	DIGESTER 1 GAS MIX IN AUTO	16-DO	1	8	11		1			DIGGAS1_AUTO_OUT
220	DIGESTER 1 ROTORY VALVE PORT 1	16-DO	1	8	12		1			DIGGAS1_VALV1_OUT
221	DIGESTER 1 ROTORY VALVE PORT 2	16-DO	1	8	13		1			DIGGAS1_VALV2_OUT
222	DIGESTER 1 ROTORY VALVE PORT 3	16-DO	1	8	14		1			DIGGAS1_VALV3_OUT
223	DIGESTER 1 ROTORY VALVE PORT 4	16-DO	1	8	15		1			DIGGAS1_VALV4_OUT
224	DIGESTER 1 ROTORY VALVE PORT 5	16-DO	1	8	16		1			DIGGAS1_VALV5_OUT
225	DIGESTER 1 ROTORY VALVE PORT 6	16-DO	3	7	1		1			DIGGAS1_VALV6_OUT
226	DIGESTER 1 ROTORY VALVE PORT 7	16-DO	3	7	2		1			DIGGAS1_VALV7_OUT
227	DIGESTER 1 ROTORY VALVE PORT 8	16-DO	3	7	3		1			DIGGAS1_VALV8_OUT
228	DIGESTER 1 ROTORY VALVE PORT 9	16-DO	3	7	4		1			DIGGAS1_VALV9_OUT

MIAMI-DADE WATER AND SEWER DEPARTMENT  
 SOUTH DISTRICT WASTE WATER TREATMENT PLANT  
 INPUT/OUTPUT LIST  
 RTU SD14 DIGESTER CLUSTER 1

ITEM	DESCRIPTION	SIG. TYPE	RACK	CARD	POINT	PT. CONN	SPARE	ZERO	SPAN	SIGNAL NAME
229	DIGESTER 1 ROTORY VALVE PORT 10	16-DO	3	7	5		1			DIGGAS1_VALV10_OUT
230	DIGESTER 1 ROTORY VALVE PORT 11	16-DO	3	7	6		1			DIGGAS1_VALV11_OUT
231	DIGESTER 1 ROTORY VALVE PORT 12	16-DO	3	7	7		1			DIGGAS1_VALV12_OUT
232	DIGESTER 3 ROTORY VALVE MOTOR STARTER	16-DO	3	7	8		1			DIGGAS3_VALVE_START
233	DIGESTER 3 BLOWER MOTOR STARTER	16-DO	3	7	9		1			DIGGAS3_MOTOR_START
234	DIGESTER 3 LOW GAS PRESSURE LIGHT	16-DO	3	7	10		1			DIGGAS3_LOW_GAS
235	DIGESTER 3 HIGH TEMPERATURE LIGHT	16-DO	3	7	11		1			DIGGAS3_HIGH_TEMP
236	DIGESTER 3 LOW PURGE AIR PRESSURE LIGHT	16-DO	3	7	12		1			DIGGAS3_PRGLOW_OUT
237	DIGESTER 3 GAS MIX SYSTEM FAULT	16-DO	3	7	13		1			DIGGAS3_SYSTEM_FAIL
238	DIGESTER 3 GAS MIX IN HAND	16-DO	3	7	14		1			DIGGAS3_HAND_OUT
239	DIGESTER 3 GAS MIX OFF	16-DO	3	7	15		1			DIGGAS3_OFF_OUT
240	DIGESTER 3 GAS MIX IN AUTO	16-DO	3	7	16		1			DIGGAS3_AUTO_OUT
241	DIGESTER 3 ROTORY VALVE PORT 1	16-DO	3	8	1		1			DIGGAS3_VALV1_OUT
242	DIGESTER 3 ROTORY VALVE PORT 2	16-DO	3	8	2		1			DIGGAS3_VALV2_OUT
243	DIGESTER 3 ROTORY VALVE PORT 3	16-DO	3	8	3		1			DIGGAS3_VALV3_OUT
244	DIGESTER 3 ROTORY VALVE PORT 4	16-DO	3	8	4		1			DIGGAS3_VALV4_OUT
245	DIGESTER 3 ROTORY VALVE PORT 5	16-DO	3	8	5		1			DIGGAS3_VALV5_OUT
246	DIGESTER 3 ROTORY VALVE PORT 6	16-DO	3	8	6		1			DIGGAS3_VALV6_OUT
247	DIGESTER 3 ROTORY VALVE PORT 7	16-DO	3	8	7		1			DIGGAS3_VALV7_OUT
248	DIGESTER 3 ROTORY VALVE PORT 8	16-DO	3	8	8		1			DIGGAS3_VALV8_OUT
249	DIGESTER 3 ROTORY VALVE PORT 9	16-DO	3	8	9		1			DIGGAS3_VALV9_OUT
250	DIGESTER 3 ROTORY VALVE PORT 10	16-DO	3	8	10		1			DIGGAS3_VALV10_OUT
251	DIGESTER 3 ROTORY VALVE PORT 11	16-DO	3	8	11		1			DIGGAS3_VALV11_OUT
252	DIGESTER 3 ROTORY VALVE PORT 12	16-DO	3	8	12		1			DIGGAS3_VALV12_OUT
253	SPARE-DO	16-DO	3	8	13		1			
254	SPARE-DO	16-DO	3	8	14		1			
255	SPARE-DO	16-DO	3	8	15		1			
256	SPARE-DO	16-DO	3	8	16		1			

	Points	Boards	Spare
4-AI	0	0	
8-AI	48	6	
2-AO	0	0	
4-AO	16	4	
8-DI	0	0	
16-DI	128	8	
8-DO	0	0	
16-DO	32	2	
Spare AI	2		4%
Spare AO	7		44%
Spare DI	16		13%
Spare DO	0		0%
<b>Total</b>	<b>192</b>	<b>18</b>	

**TOTAL CONNECTED** 106  
**PERCENTAGE CONNECTED + SPARES** 119.6%  
**SPARES** 90



MIAMI-DADE WATER AND SEWER DEPARTMENT  
SOUTH DISTRICT WASTE WATER TREATMENT PLANT  
INPUT/OUTPUT LIST  
RTU SD15 DIGESTER CLUSTER 2, SUB 7

ITEM	DESCRIPTION	SIG. TYPE	RACK	CARD	POINT	PT. CONN	SPARE	ZERO	SPAN	SIGNAL NAME
1	Digester Tank 5 Level (Primary)	8-AI	2	1	1	1		0	10	DIGTNK5_LEVEL_IN
2	Digester Tank 6 Level (Secondary)	8-AI	2	1	2	1		0	10	DIGTNK6_LEVEL_IN
3	Digester Tank 7 Level (Primary)	8-AI	2	1	3	1		0	10	DIGTNK7_LEVEL_IN
4	Digester Tank 8 Level (Secondary)	8-AI	2	1	4	1		0	10	DIGTNK8_LEVEL_IN
5	Digester Tank 5 Temp	8-AI	2	1	5	1		80	150	DIGTNK5_TEMP_IN
6	Digester Tank 6 Temp	8-AI	2	1	6	1		80	150	DIGTNK6_TEMP_IN
7	Digester Tank 7 Temp	8-AI	2	1	7	1		80	150	DIGTNK7_TEMP_IN
8	Digester Tank 8 Temp	8-AI	2	1	8	1		80	150	DIGTNK8_TEMP_IN
9	Digester 5 Gas Pressure	8-AI	2	2	1	1		0	100	DIGGAS5_PRESS_IN
10	Digester 6 Gas Pressure	8-AI	2	2	2	1		0	100	DIGGAS6_PRESS_IN
11	Digester 7 Gas Pressure	8-AI	2	2	3	1		0	100	DIGGAS7_PRESS_IN
12	Digester 8 Gas Pressure	8-AI	2	2	4	1		0	100	DIGGAS8_PRESS_IN
13	Digester 5 Gas Flow	8-AI	2	2	5	1		0	250	DIGGAS5_FLOW_IN
14	Digester 6 Gas Flow	8-AI	2	2	6	1		0	80	DIGGAS6_FLOW_IN
15	Digester 7 Gas Flow	8-AI	2	2	7	1		0	250	DIGGAS7_FLOW_IN
16	Digester 8 Gas Flow	8-AI	2	2	8	1		0	80	DIGGAS8_FLOW_IN
17	Gas Booster Inlet Pressure	8-AI	2	3	1	1		0	15	GASINLT_PRESS_IN
18	Total Gas Flow Meter	8-AI	2	3	2	1		0	400	TOTGAS_FLOW_IN
19	Total Gas Flow Pressure	8-AI	2	3	3	1		0	50	TOTGAS_PRESS_IN
20	Automatic gas valve position	8-AI	2	3	4	1		0	100	GAS_VLVPOS_IN
21	LEL Tank #5	8-AI	2	3	5	1		0	100	LEL1.TRANS.IN
22	Raw Sludge Flow to Digester Cluster 2 (Future)	8-AI	2	3	6	1		0	325000	DIG2RAW_FLOW_IN
23	Gas Flow To Burner	8-AI	2	3	7	1		0	500	GASBURNR_FLOW_IN
24	LEL Tank #6	8-AI	2	3	8	1		0	100	LEL2.TRANS.IN
25	Room Temperature	8-AI	2	4	1	1		0	150	ROOM_TEMP
26	Raw Sludge Flow To Digester 7 (Future) Spare	8-AI	2	4	2	1		0	1000	DIG5SLG_FLOW_IN
27	Digester 5 Feed Valve Position (Future) Spare	8-AI	2	4	3	1		0	1000	DIG7SLG_FLOW_IN
28	LEL Tank #7	8-AI	2	4	4	1		0	100	LEL3.TRANS.IN
29	Heat Exchanger 1 Water Temperature Inlet	8-AI	2	4	5	1		80	150	HEATEXC1_TMPIN_IN
30	Heat Exchanger 1 Water Temperature Outlet	8-AI	2	4	6	1		80	150	HEATEXC1_TMPOUT_IN
31	Heat Exchanger 1 Sludge Temp Inlet	8-AI	2	4	7	1		80	150	HEATEXC1_SLGTIN_IN
32	Heat Exchanger 1 Sludge Temperature Outlet	8-AI	2	4	8	1		80	150	HEATEXC1_SLGTOT_IN
33	LEL Tank #8	8-AI	2	5	1	1		0	100	LEL4.TRANS.IN
34	LEL Gas Booster	8-AI	2	5	2	1		0	100	LEL5.TRANS.IN
35	Heat Exchanger 2 Water Temperature Inlet	8-AI	2	5	3	1		80	150	HEATEXC2_TMPIN_IN
36	Heat Exchanger 2 Water Temperature Outlet	8-AI	2	5	4	1		80	150	HEATEXC2_TMPOUT_IN
37	Heat Exchanger 2 Sludge Temperature Inlet	8-AI	2	5	5	1		80	150	HEATEXC2_SLGTIN_IN
38	Heat Exchanger 2 Sludge Temperature Outlet	8-AI	2	5	6	1		80	150	HEATEXC2_SLGTOT_IN
39	LEL Penthouse	8-AI	2	5	7	1		0	100	LEL6.TRANS.IN
40	LEL basement H2S	8-AI	2	5	8	1		0	100	LEL7.TRANS.IN
41	Transfer Pump 1 Speed Indication	8-AI	2	6	1	1		0	100	TRANPMP1_SPD_IN
42	Transfer Pump 2 Speed Indication	8-AI	2	6	2	1		0	100	TRANPMP2_SPD_IN
43	Transfer Pump 3 Speed Indication	8-AI	2	6	3	1		0	100	TRANPMP3_SPD_IN
44	Transfer Pump 4 Speed Indication	8-AI	2	6	4	1		0	100	TRANPMP4_SPD_IN
45	Total Sludge out of Digester	8-AI	2	6	5		1			
46	Perth Gas Pressure Digester 5	8-AI	2	6	6	1				DIG5GAS_PRESS_IN
47	Perth Gas Pressure Digester 7	8-AI	2	6	7	1				DIG7GAS_PRESS_IN
48	SPARE-AI	8-AI	2	6	8		1			
49	Substation 7 Volts	8-AI	4	3	1	1		0	100	SUB7_VOLT_IN
50	Substation 7 Amps	8-AI	4	3	2	1		0	100	SUB7_AMP_IN
51	Substation 7 KW	8-AI	4	3	3	1		0	100	SUB7_KW_IN
52	Substation 8 Volts	8-AI	4	3	4	1		0	100	SUB8_VOLT_IN
53	Substation 8 Amps	8-AI	4	3	5	1		0	100	SUB8_AMP_IN
54	Substation 8 KW	8-AI	4	3	6	1		0	100	SUB8_KW_IN
55	Substation 7 & 8 Swgr Room Temperature	8-AI	4	3	7	1		0	150	ROOM_TEMP1
56	SPARE-AI	8-AI	4	3	8		1			
57	Transfer Pump 1 Speed Control	4-AO	3	1	1	1		0	800	TRANPMP1_SPDCTL_OUT
58	Transfer Pump 2 Speed Control	4-AO	3	1	2	1		0	800	TRANPMP2_SPDCTL_OUT
59	Transfer Pump 3 Speed Control	4-AO	3	1	3	1		0	800	TRANPMP3_SPDCTL_OUT
60	Transfer Pump 4 Speed Control	4-AO	3	1	4	1		0	800	TRANPMP4_SPDCTL_OUT
61	Digester 5 Feed Valve Control (Future) Spare	4-AO	3	2	1		1			
62	Digester 7 Feed Valve Control (Future) Spare	4-AO	3	2	2		1			
63	Heat Exchanger 1 Water Valve Control (F) Spare	4-AO	3	2	3		1			
64	Heat Exchanger 2 Water Valve Control (F) Spare	4-AO	3	2	4		1			
65	Automatic Gas Valve Control (Future) Spare	4-AO	3	3	1		1			
66	SPARE-AO	4-AO	3	3	2		1			
67	SPARE-AO	4-AO	3	3	3		1			
68	SPARE-AO	4-AO	3	3	4		1			
69	SPARE-AO	4-AO	3	4	1		1			
70	SPARE-AO	4-AO	3	4	2		1			
71	SPARE-AO	4-AO	3	4	3		1			
72	SPARE-AO	4-AO	3	4	4		1			
73	Gas Booster Pump 1 Status	16-DI	1	1	1	1				GASBPMP1_STAT_IN
74	Gas Booster Pump 2 Status	16-DI	1	1	2	1				GASBPMP2_STAT_IN
75	Digester 5 Perth Gas Compressor Status	16-DI	1	1	3		1			DIG5COMP_STAT_IN
76	Digester 5 Perth Gas System Failure Alarm	16-DI	1	1	4		1			DIG5GAS_ALRM_IN

MIAMI-DADE WATER AND SEWER DEPARTMENT  
SOUTH DISTRICT WASTE WATER TREATMENT PLANT  
INPUT/OUTPUT LIST  
RTU SD15 DIGESTER CLUSTER 2, SUB 7

ITEM	DESCRIPTION	SIG. TYPE	RACK	CARD	POINT	PT. CONN	SPARE	ZERO	SPAN	SIGNAL NAME
77	DIGESTER 5 PERTH GAS ROTORY VALVE PORT 1	16-DI	1	1	5	1				DIGGAS5_VALV1_STAT
78	DIGESTER 5 PERTH GAS ROTORY VALVE PORT 2	16-DI	1	1	6	1				DIGGAS5_VALV2_STAT
79	DIGESTER 5 PERTH GAS ROTORY VALVE PORT 3	16-DI	1	1	7	1				DIGGAS5_VALV3_STAT
80	DIGESTER 5 PERTH GAS ROTORY VALVE PORT 4	16-DI	1	1	8	1				DIGGAS5_VALV4_STAT
81	DIGESTER 5 PERTH GAS ROTORY VALVE PORT 5	16-DI	1	1	9	1				DIGGAS5_VALV5_STAT
82	DIGESTER 5 PERTH GAS ROTORY VALVE PORT 6	16-DI	1	1	10	1				DIGGAS5_VALV6_STAT
83	DIGESTER 5 PERTH GAS ROTORY VALVE PORT 7	16-DI	1	1	11	1				DIGGAS5_VALV7_STAT
84	DIGESTER 5 PERTH GAS ROTORY VALVE PORT 8	16-DI	1	1	12	1				DIGGAS5_VALV8_STAT
85	DIGESTER 5 PERTH GAS ROTORY VALVE PORT 9	16-DI	1	1	13	1				DIGGAS5_VALVE9_STAT
86	DIGESTER 5 PERTH GAS ROTORY VALVE PORT 10	16-DI	1	1	14	1				DIGGAS5_VALV10_STAT
87	DIGESTER 5 PERTH GAS ROTORY VALVE PORT 11	16-DI	1	1	15	1				DIGGAS5_VALV11_STAT
88	DIGESTER 5 PERTH GAS ROTORY VALVE PORT 12	16-DI	1	1	16	1				DIGGAS5_VALV12_STAT
89	Digester 7 Perth Gas Compressor Status	16-DI	1	2	1		1			DIG7COMP_STAT_IN
90	Digester 7 Perth Gas System Failure Alarm	16-DI	1	2	2		1			DIG7GAS_ALRM_IN
91	DIGESTER 7 PERTH GAS ROTORY VALVE PORT 1	16-DI	1	2	3	1				DIGGAS7_VALV1_STAT
92	DIGESTER 7 PERTH GAS ROTORY VALVE PORT 2	16-DI	1	2	4	1				DIGGAS7_VALV2_STAT
93	DIGESTER 7 PERTH GAS ROTORY VALVE PORT 3	16-DI	1	2	5	1				DIGGAS7_VALV3_STAT
94	DIGESTER 7 PERTH GAS ROTORY VALVE PORT 4	16-DI	1	2	6	1				DIGGAS7_VALV4_STAT
95	DIGESTER 7 PERTH GAS ROTORY VALVE PORT 5	16-DI	1	2	7	1				DIGGAS7_VALV5_STAT
96	DIGESTER 7 PERTH GAS ROTORY VALVE PORT 6	16-DI	1	2	8	1				DIGGAS7_VALV6_STAT
97	DIGESTER 7 PERTH GAS ROTORY VALVE PORT 7	16-DI	1	2	9	1				DIGGAS7_VALV7_STAT
98	DIGESTER 7 PERTH GAS ROTORY VALVE PORT 8	16-DI	1	2	10	1				DIGGAS7_VALV8_STAT
99	DIGESTER 7 PERTH GAS ROTORY VALVE PORT 9	16-DI	1	2	11	1				DIGGAS7_VALVE9_STAT
100	DIGESTER 7 PERTH GAS ROTORY VALVE PORT 10	16-DI	1	2	12	1				DIGGAS7_VALV10_STAT
101	DIGESTER 7 PERTH GAS ROTORY VALVE PORT 11	16-DI	1	2	13	1				DIGGAS7_VALV11_STAT
102	DIGESTER 7 PERTH GAS ROTORY VALVE PORT 12	16-DI	1	2	14	1				DIGGAS7_VALV12_STAT
103	RTU NETWORK SWITCH	16-DI	1	2	15	1				RTU_SWITCH_IN
104	Digester 6 Floating Cover Flood Alarm (F) Spare	16-DI	1	2	16		1			
105	Digester 7 Floating Cover Flood Alarm (F) Spare	16-DI	1	3	1		1			
106	Digester 8 Floating Cover Flood Alarm (F) Spare	16-DI	1	3	2		1			
107	Recirculation Pump 1 Status	16-DI	1	3	3	1				RECPMP1_STAT_IN
108	Recirculation Pump 2 Status	16-DI	1	3	4	1				RECPMP2_STAT_IN
109	Transfer Pump 1 Status	16-DI	1	3	5	1				TRANPMP1_STAT_IN
110	Transfer Pump 2 Status	16-DI	1	3	6	1				TRANPMP2_STAT_IN
111	Transfer Pump 3 Status	16-DI	1	3	7	1				TRANPMP3_STAT_IN
112	Transfer Pump 4 Status	16-DI	1	3	8	1				TRANPMP4_STAT_IN
113	Sump Pump 1 Status	16-DI	1	3	9	1				SUMPPMP1_STAT_IN
114	Sump Pump 2 Status	16-DI	1	3	10	1				SUMPPMP2_STAT_IN
115	Seal Water Pump 1 Status	16-DI	1	3	11	1				SEALPMP1_STAT_IN
116	Seal Water Pump 2 Status	16-DI	1	3	12	1				SEALPMP2_STAT_IN
117	AC Failure Alarm	16-DI	1	3	13	1				ACFAIL_IN
118	Battery Low Alarm	16-DI	1	3	14	1				BATTERY_LOW_IN
119	Surge Protector Alarm	16-DI	1	3	15	1				ACSURGE_FAIL_IN
120	Fire Alarm	16-DI	1	3	16	1				FIRE_ALRM_IN
121	Basement Flooding	16-DI	1	4	1	1				BASFLOOD_STAT_IN
122	Supply Fan Status	16-DI	1	4	2	1				SUPLYFN_STAT_IN
123	Exhaust Fan Status	16-DI	1	4	3	1				EXHSTFN_STAT_IN
124	Overflow To Sanitary Sewer Alarm	16-DI	1	4	4	1				SANITARY_ALRM_IN
125	LEL Alarm 1	16-DI	1	4	5	1				LEL1_ALRM_IN
126	LEL Alarm 2	16-DI	1	4	6	1				LEL2_ALRM_IN
127	LEL Alarm 3	16-DI	1	4	7	1				LEL3_ALRM_IN
128	LEL Alarm 4	16-DI	1	4	8	1				LEL4_ALRM_IN
129	LEL Alarm 5	16-DI	1	4	9	1				LEL5_ALRM_IN
130	LEL Alarm 6	16-DI	1	4	10	1				LEL6_ALRM_IN
131	LEL Alarm 7	16-DI	1	4	11	1				LEL7_ALRM_IN
132	H2S Alarm	16-DI	1	4	12	1				H2S_ALRM_IN
133	SPARE-DI	16-DI	1	4	13		1			
134	SPARE-DI	16-DI	1	4	14		1			
135	SPARE-DI	16-DI	1	4	15		1			
136	SPARE-DI	16-DI	1	4	16		1			
137	DIGESTER 5 GAS MIX SYSTEM IN HAND	16-DI	1	5	1	1				DIGGAS5_HAND_IN
138	DIGESTER 5 GAS MIX SYSTEM IN OFF	16-DI	1	5	2	1				DIGGAS5_OFF_IN
139	DIGESTER 5 GAS MIX SYSTEM IN AUTO	16-DI	1	5	3	1				DIGGAS5_AUTO_IN
140	DIGESTER 5 GAS MIX SYSTEM START	16-DI	1	5	4	1				DIGGAS5_START_IN
141	DIGESTER 5 GAS MIX SYSTEM STOP/RESET	16-DI	1	5	5	1				DIGGAS5_STOP_IN
142	DIGESTER 5 ROTORY VALVE MOTOR HIGH TEMPERATU	16-DI	1	5	6	1				DIGGAS5_VALVE_TEMP
143	DIGESTER 5 BLOWER MOTOR HIGH TEMPERATURE	16-DI	1	5	7	1				DIGGAS5_MOTOR_TEMP
144	DIGESTER 5 GAS MIX SYSTEM HIGH TEMPERATURE	16-DI	1	5	8	1				DIGGAS5_MIX_TEMP
145	DIGESTER 5 GAS MIX SYSTEM LOW GAS PRESSURE	16-DI	1	5	9	1				DIGGAS5_LOW_PRESS
146	DIGESTER 5 CONTROL PANEL PURGE LOW PRESSURE	16-DI	1	5	10	1				DIGGAS5_PURGE_LOW
147	DIGESTER 5 ROTORY VALVE MOTOR OVERLOAD	16-DI	1	5	11	1				DIGGAS5_VALVE_OVLD
148	DIGESTER 5 BLOWER MOTOR OVERLOAD	16-DI	1	5	12	1				DIGGAS5_MOTOR_OVLD
149	DIGESTER 5 ROTORY VALVE MOTOR RUNNING	16-DI	1	5	13	1				DIGGAS5_VALVE_RUN
150	DIGESTER 5 BLOWER MOTOR RUNNING	16-DI	1	5	14	1				DIGGAS5_MOTOR_RUN
151	SPARE-DI	16-DI	1	5	15		1			
152	SPARE-DI	16-DI	1	5	16		1			

MIAMI-DADE WATER AND SEWER DEPARTMENT  
SOUTH DISTRICT WASTE WATER TREATMENT PLANT  
INPUT/OUTPUT LIST  
RTU SD15 DIGESTER CLUSTER 2, SUB 7

ITEM	DESCRIPTION	SIG. TYPE	RACK	CARD	POINT	PT. CONN	SPARE	ZERO	SPAN	SIGNAL NAME
153	DIGESTER 7 GAS MIX SYSTEM IN HAND	16-DI	1	6	1	1				DIGGAS7_HAND_IN
154	DIGESTER 7 GAS MIX SYSTEM IN OFF	16-DI	1	6	2	1				DIGGAS7_OFF_IN
155	DIGESTER 7 GAS MIX SYSTEM IN AUTO	16-DI	1	6	3	1				DIGGAS7_AUTO_IN
156	DIGESTER 7 GAS MIX SYSTEM START	16-DI	1	6	4	1				DIGGAS7_START_IN
157	DIGESTER 7 GAS MIX SYSTEM STOP/RESET	16-DI	1	6	5	1				DIGGAS7_STOP_IN
158	DIGESTER 7 ROTORY VALVE MOTOR HIGH TEMPERATU	16-DI	1	6	6	1				DIGGAS7_VALVE_TEMP
159	DIGESTER 7 BLOWER MOTOR HIGH TEMPERATURE	16-DI	1	6	7	1				DIGGAS7_MOTOR_TEMP
160	DIGESTER 7 GAS MIX SYSTEM HIGH TEMPERATURE	16-DI	1	6	8	1				DIGGAS7_MIX_TEMP
161	DIGESTER 7 GAS MIX SYSTEM LOW GAS PRESSURE	16-DI	1	6	9	1				DIGGAS7_LOW_PRESS
162	DIGESTER 7 CONTROL PANEL PURGE LOW PRESSURE	16-DI	1	6	10	1				DIGGAS7_PURGE_LOW
163	DIGESTER 7 ROTORY VALVE MOTOR OVERLOAD	16-DI	1	6	11	1				DIGGAS7_VALVE_OVLD
164	DIGESTER 7 BLOWER MOTOR OVERLOAD	16-DI	1	6	12	1				DIGGAS7_MOTOR_OVLD
165	DIGESTER 7 ROTORY VALVE MOTOR RUNNING	16-DI	1	6	13	1				DIGGAS7_VALVE_RUN
166	DIGESTER 7 BLOWER MOTOR RUNNING	16-DI	1	6	14	1				DIGGAS7_MOTOR_RUN
167	SPARE-DI	16-DI	1	6	15		1			
168	SPARE-DI	16-DI	1	6	16		1			
169	Substation 7 Main Breaker Status	16-DI	4	1	1	1				SUB7MAIN_STAT_IN
170	Substation 7 Tie Breaker Status	16-DI	4	1	2	1				SUB7TIE_STAT_IN
171	Subst. 7 MCC A Concentrator Breaker Status	16-DI	4	1	3	1				SUB7CONC_STAT_IN
172	Subst. 7 MCC A Dig. Cluster 1 Breaker Status	16-DI	4	1	4	1				SUB7DIG1_STAT_IN
173	Subst. 7 MCC D Boiler Bldg. Breaker Status	16-DI	4	1	5	1				SUB7BOIL_STAT_IN
174	Substation 8 Main Breaker Status	16-DI	4	1	6	1				SUB8MAIN_STAT_IN
175	Substation 8 Tie Breaker Status	16-DI	4	1	7	1				SUB8TIE_STAT_IN
176	Subst. 8 MCC B Concentrator Breaker Status	16-DI	4	1	8	1				SUB8CONC_STAT_IN
177	Subst. 8 MCC B Dig. Cluster 2 Breaker Status	16-DI	4	1	9	1				SUB8DIG2_STAT_IN
178	Subst. 8 Panel G Breaker Status	16-DI	4	1	10		1			SUB8PNLG_STAT_IN
179	SPARE-DI	16-DI	4	1	11		1			
180	SPARE-DI	16-DI	4	1	12		1			
181	SPARE-DI	16-DI	4	1	13		1			
182	SPARE-DI	16-DI	4	1	14		1			
183	SPARE-DI	16-DI	4	1	15		1			
184	SPARE-DI	16-DI	4	1	16		1			
185	DIGESTER 5 ROTORY VALVE PORT 1 IN HAND	16-DI	2	7	1	1				DIGGAS5_VALV1_HAND
186	DIGESTER 5 ROTORY VALVE PORT 2 IN HAND	16-DI	2	7	2	1				DIGGAS5_VALV2_HAND
187	DIGESTER 5 ROTORY VALVE PORT 3 IN HAND	16-DI	2	7	3	1				DIGGAS5_VALV3_HAND
188	DIGESTER 5 ROTORY VALVE PORT 4 IN HAND	16-DI	2	7	4	1				DIGGAS5_VALV4_HAND
189	DIGESTER 5 ROTORY VALVE PORT 5 IN HAND	16-DI	2	7	5	1				DIGGAS5_VALV5_HAND
190	DIGESTER 5 ROTORY VALVE PORT 6 IN HAND	16-DI	2	7	6	1				DIGGAS5_VALV6_HAND
191	DIGESTER 5 ROTORY VALVE PORT 7 IN HAND	16-DI	2	7	7	1				DIGGAS5_VALV7_HAND
192	DIGESTER 5 ROTORY VALVE PORT 8 IN HAND	16-DI	2	7	8	1				DIGGAS5_VALV8_HAND
193	DIGESTER 5 ROTORY VALVE PORT 9 IN HAND	16-DI	2	7	9	1				DIGGAS5_VALV9_HAND
194	DIGESTER 5 ROTORY VALVE PORT 10 IN HAND	16-DI	2	7	10	1				DIGGAS5_VALV10_HAND
195	DIGESTER 5 ROTORY VALVE PORT 11 IN HAND	16-DI	2	7	11	1				DIGGAS5_VALV11_HAND
196	DIGESTER 5 ROTORY VALVE PORT 12 IN HAND	16-DI	2	7	12	1				DIGGAS5_VALV12_HAND
197	SPARE-DI	16-DI	2	7	13		1			
198	SPARE-DI	16-DI	2	7	14		1			
199	SPARE-DI	16-DI	2	7	15		1			
200	SPARE-DI	16-DI	2	7	16		1			
201	DIGESTER 7 ROTORY VALVE PORT 1 IN HAND	16-DI	2	8	1	1				DIGGAS7_VALV1_HAND
202	DIGESTER 7 ROTORY VALVE PORT 2 IN HAND	16-DI	2	8	2	1				DIGGAS7_VALV2_HAND
203	DIGESTER 7 ROTORY VALVE PORT 3 IN HAND	16-DI	2	8	3	1				DIGGAS7_VALV3_HAND
204	DIGESTER 7 ROTORY VALVE PORT 4 IN HAND	16-DI	2	8	4	1				DIGGAS7_VALV4_HAND
205	DIGESTER 7 ROTORY VALVE PORT 5 IN HAND	16-DI	2	8	5	1				DIGGAS7_VALV5_HAND
206	DIGESTER 7 ROTORY VALVE PORT 6 IN HAND	16-DI	2	8	6	1				DIGGAS7_VALV6_HAND
207	DIGESTER 7 ROTORY VALVE PORT 7 IN HAND	16-DI	2	8	7	1				DIGGAS7_VALV7_HAND
208	DIGESTER 7 ROTORY VALVE PORT 8 IN HAND	16-DI	2	8	8	1				DIGGAS7_VALV8_HAND
209	DIGESTER 7 ROTORY VALVE PORT 9 IN HAND	16-DI	2	8	9	1				DIGGAS7_VALV9_HAND
210	DIGESTER 7 ROTORY VALVE PORT 10 IN HAND	16-DI	2	8	10	1				DIGGAS7_VALV10_HAND
211	DIGESTER 7 ROTORY VALVE PORT 11 IN HAND	16-DI	2	8	11	1				DIGGAS7_VALV11_HAND
212	DIGESTER 7 ROTORY VALVE PORT 12 IN HAND	16-DI	2	8	12	1				DIGGAS7_VALV12_HAND
213	SPARE-DI	16-DI	2	8	13		1			
214	SPARE-DI	16-DI	2	8	14		1			
215	SPARE-DI	16-DI	2	8	15		1			
216	SPARE-DI	16-DI	2	8	16		1			
217	Gas Booster Pump 1 Start	16-DO	1	7	1	1				GASBPMP1.START.OUT
218	Gas Booster Pump 1 Stop	16-DO	1	7	2	1				GASBPMP1.STOP.OUT
219	Gas Booster Pump 2 Start	16-DO	1	7	3	1				GASBPMP2.START.OUT
220	Gas Booster Pump 2 Stop	16-DO	1	7	4	1				GASBPMP2.STOP.OUT
221	Recirculation Pump 1 Start	16-DO	1	7	5	1				RECPMP1.START.OUT
222	Recirculation Pump 1 Stop	16-DO	1	7	6	1				RECPMP1.STOP.OUT
223	Recirculation Pump 2 Start	16-DO	1	7	7	1				RECPMP2.START.OUT
224	Recirculation Pump 2 Stop	16-DO	1	7	8	1				RECPMP2.STOP.OUT
225	Transfer Pump 1 Start	16-DO	1	7	9	1				TRANPMP1.START.OUT
226	Transfer Pump 1 Stop	16-DO	1	7	10	1				TRANPMP1.STOP.OUT
227	Transfer Pump 2 Start	16-DO	1	7	11	1				TRANPMP2.START.OUT
228	Transfer Pump 2 Stop	16-DO	1	7	12	1				TRANPMP2.STOP.OUT

MIAMI-DADE WATER AND SEWER DEPARTMENT  
SOUTH DISTRICT WASTE WATER TREATMENT PLANT  
INPUT/OUTPUT LIST  
RTU SD15 DIGESTER CLUSTER 2, SUB 7

ITEM	DESCRIPTION	SIG. TYPE	RACK	CARD	POINT	PT. CONN	SPARE	ZERO	SPAN	SIGNAL NAME
229	Transfer Pump 3 Start	16-DO	1	7	13	1				TRANPMP3.START_OUT
230	Transfer Pump 3 Stop	16-DO	1	7	14	1				TRANPMP3.STOP_OUT
231	Transfer Pump 4 Start	16-DO	1	7	15	1				TRANPMP4_START_OUT
232	Transfer Pump 4 Stop	16-DO	1	7	16	1				TRANPMP4_STOP_OUT
233	Emergency Bell	16-DO	1	8	1	1				EMRGNCY_BELL_OUT
234	RTU Battery Test	16-DO	1	8	2	1				RTU15BAT_TEST_OUT
235	DIGESTER 5 ROTARY VALVE MOTOR STARTER	16-DO	1	8	3	1				DIGGAS5_VALVE_START
236	DIGESTER 5 BLOWER MOTOR STARTER	16-DO	1	8	4	1				DIGGAS5_MOTOR_START
237	DIGESTER 5 LOW GAS PRESSURE LIGHT	16-DO	1	8	5	1				DIGGAS5_LOW_GAS
238	DIGESTER 5 HIGH TEMPERATURE LIGHT	16-DO	1	8	6	1				DIGGAS5_HIGH_TEMP
239	DIGESTER 5 LOW PURGE AIR PRESSURE LIGHT	16-DO	1	8	7	1				DIGGAS5_PRGLOW_OUT
240	DIGESTER 5 GAS MIX SYSTEM FAULT	16-DO	1	8	8	1				DIGGAS5_SYSTEM_FAIL
241	DIGESTER 5 GAS MIX IN HAND	16-DO	1	8	9	1				DIGGAS5_HAND_OUT
242	DIGESTER 5 GAS MIX OFF	16-DO	1	8	10	1				DIGGAS5_OFF_OUT
243	DIGESTER 5 GAS MIX IN AUTO	16-DO	1	8	11	1				DIGGAS5_AUTO_OUT
244	DIGESTER 5 ROTARY VALVE PORT 1	16-DO	1	8	12	1				DIGGAS5_VALV1_OUT
245	DIGESTER 5 ROTARY VALVE PORT 2	16-DO	1	8	13	1				DIGGAS5_VALV2_OUT
246	DIGESTER 5 ROTARY VALVE PORT 3	16-DO	1	8	14	1				DIGGAS5_VALV3_OUT
247	DIGESTER 5 ROTARY VALVE PORT 4	16-DO	1	8	15	1				DIGGAS5_VALV4_OUT
248	DIGESTER 5 ROTARY VALVE PORT 5	16-DO	1	8	16	1				DIGGAS5_VALV5_OUT
249	DIGESTER 5 ROTARY VALVE PORT 6	16-DO	3	7	1	1				DIGGAS5_VALV6_OUT
250	DIGESTER 5 ROTARY VALVE PORT 7	16-DO	3	7	2	1				DIGGAS5_VALV7_OUT
251	DIGESTER 5 ROTARY VALVE PORT 8	16-DO	3	7	3	1				DIGGAS5_VALV8_OUT
252	DIGESTER 5 ROTARY VALVE PORT 9	16-DO	3	7	4	1				DIGGAS5_VALV9_OUT
253	DIGESTER 5 ROTARY VALVE PORT 10	16-DO	3	7	5	1				DIGGAS5_VALV10_OUT
254	DIGESTER 5 ROTARY VALVE PORT 11	16-DO	3	7	6	1				DIGGAS5_VALV11_OUT
255	DIGESTER 5 ROTARY VALVE PORT 12	16-DO	3	7	7	1				DIGGAS5_VALV12_OUT
256	DIGESTER 7 ROTARY VALVE MOTOR STARTER	16-DO	3	7	8	1				DIGGAS7_VALVE_START
257	DIGESTER 7 BLOWER MOTOR STARTER	16-DO	3	7	9	1				DIGGAS7_MOTOR_START
258	DIGESTER 7 LOW GAS PRESSURE LIGHT	16-DO	3	7	10	1				DIGGAS7_LOW_GAS
259	DIGESTER 7 HIGH TEMPERATURE LIGHT	16-DO	3	7	11	1				DIGGAS7_HIGH_TEMP
260	DIGESTER 7 LOW PURGE AIR PRESSURE LIGHT	16-DO	3	7	12	1				DIGGAS7_PRGLOW_OUT
261	DIGESTER 7 GAS MIX SYSTEM FAULT	16-DO	3	7	13	1				DIGGAS7_SYSTEM_FAIL
262	DIGESTER 7 GAS MIX IN HAND	16-DO	3	7	14	1				DIGGAS7_HAND_OUT
263	DIGESTER 7 GAS MIX OFF	16-DO	3	7	15	1				DIGGAS7_OFF_OUT
264	DIGESTER 7 GAS MIX IN AUTO	16-DO	3	7	16	1				DIGGAS7_AUTO_OUT
265	DIGESTER 7 ROTARY VALVE PORT 1	16-DO	3	8	1	1				DIGGAS7_VALV1_OUT
266	DIGESTER 7 ROTARY VALVE PORT 2	16-DO	3	8	2	1				DIGGAS7_VALV2_OUT
267	DIGESTER 7 ROTARY VALVE PORT 3	16-DO	3	8	3	1				DIGGAS7_VALV3_OUT
268	DIGESTER 7 ROTARY VALVE PORT 4	16-DO	3	8	4	1				DIGGAS7_VALV4_OUT
269	DIGESTER 7 ROTARY VALVE PORT 5	16-DO	3	8	5	1				DIGGAS7_VALV5_OUT
270	DIGESTER 7 ROTARY VALVE PORT 6	16-DO	3	8	6	1				DIGGAS7_VALV6_OUT
271	DIGESTER 7 ROTARY VALVE PORT 7	16-DO	3	8	7	1				DIGGAS7_VALV7_OUT
272	DIGESTER 7 ROTARY VALVE PORT 8	16-DO	3	8	8	1				DIGGAS7_VALV8_OUT
273	DIGESTER 7 ROTARY VALVE PORT 9	16-DO	3	8	9	1				DIGGAS7_VALV9_OUT
274	DIGESTER 7 ROTARY VALVE PORT 10	16-DO	3	8	10	1				DIGGAS7_VALV10_OUT
275	DIGESTER 7 ROTARY VALVE PORT 11	16-DO	3	8	11	1				DIGGAS7_VALV11_OUT
276	DIGESTER 7 ROTARY VALVE PORT 12	16-DO	3	8	12	1				DIGGAS7_VALV12_OUT
277	SPARE-DO	16-DO	3	8	13	1	1			
278	SPARE-DO	16-DO	3	8	14	1	1			
279	SPARE-DO	16-DO	3	8	15	1	1			
280	SPARE-DO	16-DO	3	8	16	1	1			

	Points	Boards	Spare
4-AI	0	0	
8-AI	56	7	
2-AO	0	0	
4-AO	16	4	
8-DI	0	0	
16-DI	144	9	
8-DO	0	0	
16-DO	64	4	
Spare AI	2		4%
Spare AO	7		44%
Spare DI	22		15%
Spare DO	4		6%
<b>Total</b>	<b>216</b>	<b>20</b>	

TOTAL CONNECTED 232  
PERCENTAGE CONNECTED + SPARES 135.1%  
SPARES 49

MIAMI-DADE WATER AND SEWER DEPARTMENT  
SOUTH DISTRICT WASTE WATER TREATMENT PLANT  
INPUT/OUTPUT LIST  
RTU SD15 CONC/SCR BUILDING 3/ POLYMER

ITEM	DESCRIPTION	SIG.TYPE	RACK	CARD	POINT	PT. CONN	SPARE	ZERO	SPAN	SIGNAL NAME
1	Tank 1 Blanket Level				Modbus	1		0	16	LEVEL1_TRANS_IN
2	Tank 2 Blanket Level				Modbus	1		0	16	LEVEL2_TRANS_IN
3	Tank 3 Blanket Level				Modbus	1		0	16	LEVEL3_TRANS_IN
4	Tank 4 Blanket Level				Modbus	1		0	16	LEVEL4_TRANS_IN
5	Tank 1 Hydrogen Sulfide Level				Modbus	1		0	50	H2S1_TRANS_IN
6	Tank 2 Hydrogen Sulfide Level				Modbus	1		0	50	H2S2_TRANS_IN
7	Tank 3 Hydrogen Sulfide Level				Modbus	1		0	50	H2S3_TRANS_IN
8	Tank 4 Hydrogen Sulfide Level				Modbus	1		0	50	H2S4_TRANS_IN
9	East Waste Water Wetwell Level	8-AI	1	5	1	1		0	23	EASTWWW_LVL_IN
10	West Waste Water Wetwell Level	8-AI	1	5	2	1		0	23	WESTWWW_LVL_IN
11	Room Temperature	8-AI	1	5	3	1		0	150	ROOM_TEMP
12	FLOW TO DIGESTERS	8-AI	1	5	4	1		0	1000	DIGESTER_FLOW_IN
13	SPARE-AI	8-AI	1	5	5		1			
14	SPARE-AI	8-AI	1	5	6		1			
15	SPARE-AI	8-AI	1	5	7		1			
16	SPARE-AI	8-AI	1	5	8		1			
17	SPARE-AI	8-AI	1	6	1		1			
18	SPARE-AI	8-AI	1	6	2		1			
19	SPARE-AI	8-AI	1	6	3		1			
20	SPARE-AI	8-AI	1	6	4		1			
21	SPARE-AI	8-AI	1	6	5		1			
22	SPARE-AI	8-AI	1	6	6		1			
23	SPARE-AI	8-AI	1	6	7		1			
24	SPARE-AI	8-AI	1	6	8		1			
25	Air Scrubber 1 pH Meter	8-AI	2	6	1	1		0	14	ANALYZR1_PH_IN
26	Air Scrubber 2 pH Meter	8-AI	2	6	2	1		0	14	ANALYZR2_PH_IN
27	Air Scrubber 3 pH Meter	8-AI	2	6	3	1		0	14	ANALYZR3_PH_IN
28	Stage 1 pH Meter	8-AI	2	6	4	1		0	14	CHLOR1_RESID_IN
29	Stage 2 pH Meter	8-AI	2	6	5	1		0	14	CHLOR2_RESID_IN
30	Chlorine Residual Meter 3	8-AI	2	6	6	1		0	14	CHLOR3_RESID_IN
31	SPARE-AI	8-AI	2	6	7		1			
32	SPARE-AI	8-AI	2	6	8		1			
33	SPARE-AI	8-AI	2	7	1		1			
34	SPARE-AI	8-AI	2	7	2		1			
35	SPARE-AI	8-AI	2	7	3		1			
36	SPARE-AI	8-AI	2	7	4		1			
37	SPARE-AI	8-AI	2	7	5		1			
38	SPARE-AI	8-AI	2	7	6		1			
39	SPARE-AI	8-AI	2	7	7		1			
40	SPARE-AI	8-AI	2	7	8		1			
41	Concentrator 1 Sludge Inlet Flow	8-AI	3	4	1	1		0	700	CONC1SLG_FLOW_IN
42	Concentrator 2 Sludge Inlet Flow	8-AI	3	4	2	1		0	700	CONC2SLG_FLOW_IN
43	Concentrator 3 Sludge Inlet Flow	8-AI	3	4	3	1		0	700	CONC3SLG_FLOW_IN
44	Concentrator 4 Sludge Inlet Flow	8-AI	3	4	4	1		0	700	CONC4SLG_FLOW_IN
45	Room Temp	8-AI	3	4	5	1		0	150	ROOM_TEMP1
46	SPARE-AI	8-AI	3	4	6		1			
47	SPARE-AI	8-AI	3	4	7		1			
48	SPARE-AI	8-AI	3	4	8		1			
49	SPARE-AO	4-AO	1	8	1		1			
50	SPARE-AO	4-AO	1	8	2		1			
51	SPARE-AO	4-AO	1	8	3		1			
52	SPARE-AO	4-AO	1	8	4		1			
53	SPARE-AO	4-AO	2	8	1		1			
54	SPARE-AO	4-AO	2	8	2		1			
55	SPARE-AO	4-AO	2	8	3		1			
56	SPARE-AO	4-AO	2	8	4		1			
57	SPARE-AO	4-AO	3	6	1		1			
58	SPARE-AO	4-AO	3	6	2		1			
59	SPARE-AO	4-AO	3	6	3		1			
60	SPARE-AO	4-AO	3	6	4		1			
61	Wastewater Pump 1 Status	16-DI	1	1	1	1				WWPMP1_STAT_IN
62	Wastewater Pump 2 Status	16-DI	1	1	2	1				WWPMP2_STAT_IN
63	Wastewater Pump 3 Status	16-DI	1	1	3	1				WWPMP3_STAT_IN
64	Wastewater Pump 4 Status	16-DI	1	1	4	1				WWPMP4_STAT_IN
65	Wastewater Pump 5 Status	16-DI	1	1	5	1				WWPMP5_STAT_IN
66	Wastewater Pump 6 Status	16-DI	1	1	6	1				WWPMP6_STAT_IN
67	Sludge Pump 1 Status	16-DI	1	1	7	1				SLGPMP1_STAT_IN
68	Sludge Pump 2 Status	16-DI	1	1	8	1				SLGPMP2_STAT_IN
69	Sludge Pump 3 Status	16-DI	1	1	9	1				SLGPMP3_STAT_IN
70	Sludge Pump 4 Status	16-DI	1	1	10	1				SLGPMP4_STAT_IN
71	Sludge Pump 5 Status	16-DI	1	1	11	1				SLGPMP5_STAT_IN
72	Sludge Pump 6 Status	16-DI	1	1	12	1				SLGPMP6_STAT_IN
73	Concentrator Tank 1 Collector Drive Status	16-DI	1	1	13	1				CONC1DRV_STAT_IN
74	Concentrator Tank 2 Collector Drive Status	16-DI	1	1	14	1				CONC2DRV_STAT_IN
75	Concentrator Tank 3 Collector Drive Status	16-DI	1	1	15	1				CONC3DRV_STAT_IN
76	Concentrator Tank 4 Collector Drive Status	16-DI	1	1	16	1				CONC4DRV_STAT_IN

MIAMI-DADE WATER AND SEWER DEPARTMENT  
SOUTH DISTRICT WASTE WATER TREATMENT PLANT  
INPUT/OUTPUT LIST  
RTU SD15 CONC/SCR BUILDING 3/ POLYMER

ITEM	DESCRIPTION	SIG.TYPE	RACK	CARD	POINT	PT. CONN	SPARE	ZERO	SPAN	SIGNAL NAME
77	Seal Water Pump 1 Status WEST	16-DI	1	2	1	1				SEALPMP1_STAT_IN
78	Seal Water Pump 2 Status EAST	16-DI	1	2	2	1				SEALPMP2_STAT_IN
79	Sump Pump 1 Status WEST	16-DI	1	2	3	1				SUMPPMP1_STAT_IN
80	Sump Pump 2 Status EAST	16-DI	1	2	4	1				SUMPPMP2_STAT_IN
81	Basement Flood Alarm WEST	16-DI	1	2	5	1				BASFLOOD_STAT_IN
82	AC FAILURE ALARM	16-DI	1	2	6	1				ACFAIL_IN
83	BATTERY LOW ALARM	16-DI	1	2	7	1				BATTERY_LOW_IN
84	SURGE PROTECTOR ALARM	16-DI	1	2	8	1				ACSURGE_FAIL_IN
85	Fire Alarm	16-DI	1	2	9	1				FIRE_ALRM_IN
86	Bubbler System 1 failure WEST	16-DI	1	2	10	1				BUBBLR1_ALRM_IN
87	Bubbler System 2 Failure EAST	16-DI	1	2	11	1				BUBBLR2_ALRM_IN
88	SPARE-DI	16-DI	1	2	12		1			
89	SPARE-DI	16-DI	1	2	13		1			
90	SPARE-DI	16-DI	1	2	14		1			
91	SPARE-DI	16-DI	1	2	15		1			
92	SPARE-DI	16-DI	1	2	16		1			
93	Scrubber Blower 1 Motor	16-DI	2	1	1	1				SCR1BLWR_STAT_IN
94	Scrubber Blower 2 Motor	16-DI	2	1	2	1				SCR2BLWR_STAT_IN
95	Scrubber Chemical Recirc. Pump 1-1 Motor	16-DI	2	1	3	1				SCR1REC1_STAT_IN
96	Scrubber Chemical Recirc. Pump 1-2 Motor	16-DI	2	1	4	1				SCR1REC2_STAT_IN
97	Scrubber Chemical Recirc. Pump 2-1 Motor	16-DI	2	1	5	1				SCR2REC1_STAT_IN
98	Scrubber Chemical Recirc. Pump 2-2 Motor	16-DI	2	1	6	1				SCR2REC2_STAT_IN
99	Scrubber Chemical Recirc. Pump 3-1 Motor	16-DI	2	1	7	1				SCR3REC1_STAT_IN
100	Scrubber Chemical Recirc. Pump 3-2 Motor	16-DI	2	1	8	1				SCR3REC2_STAT_IN
101	Caustic Soda Feed Pump 1-1 Motor	16-DI	2	1	9	1				SCR1BLCH_STAT_IN
102	Caustic Soda Feed Pump 1-2 Motor	16-DI	2	1	10	1				SCR2BLCH_STAT_IN
103	Caustic Soda Feed Pump 1-3 Motor	16-DI	2	1	11	1				SCR3BLCH_STAT_IN
104	Caustic Soda Feed Pump 2-1 Motor	16-DI	2	1	12	1				SCRBLCH_STAT_IN
105	Caustic Soda Feed Pump 2-2 Motor	16-DI	2	1	13	1				SCR1CHEM_STAT_IN
106	Sump Pump 1 Status	16-DI	2	1	14	1				SCR2CHEM_STAT_IN
107	Sump Pump 2 Status	16-DI	2	1	15	1				SCR3CHEM_STAT_IN
108	Scrubber Chemical Pump	16-DI	2	1	16	1				SCR1CHEM_STAT_IN
109	SCRUBBER AC FAILURE ALARM	16-DI	2	2	1	1				AACFAIL_IN
110	SCRUBBER BATTERY LOW ALARM	16-DI	2	2	2	1				ABATTERY_LOW_IN
111	SCRUBBER SURGE PROTECTOR ALARM	16-DI	2	2	3	1				AACSURGE_FAIL_IN
112	Fire Alarm	16-DI	2	2	4	1				FIREA_ALRM_IN
113	Mix/Transfer Pump 1 Motor	16-DI	2	2	5	1				MIXPMP1_STAT_IN
114	Mix/Transfer Pump 2 Motor	16-DI	2	2	6	1				MIXPMP2_STAT_IN
115	SPARE-DI	16-DI	2	2	7		1			
116	SPARE-DI	16-DI	2	2	8		1			
117	SPARE-DI	16-DI	2	2	9		1			
118	SPARE-DI	16-DI	2	2	10		1			
119	SPARE-DI	16-DI	2	2	11		1			
120	SPARE-DI	16-DI	2	2	12		1			
121	SPARE-DI	16-DI	2	2	13		1			
122	SPARE-DI	16-DI	2	2	14		1			
123	SPARE-DI	16-DI	2	2	15		1			
124	SPARE-DI	16-DI	2	2	16		1			
125	Polymer Feed Pump 1 Status	16-DI	3	1	1	1				POLYPMP1_STAT_IN
126	Polymer Feed Pump 2 Status	16-DI	3	1	2	1				POLYPMP2_STAT_IN
127	Polymer System 1 Failure Alarm	16-DI	3	1	3	1				POLYSYS1_ALRM_IN
128	Polymer System 2 Failure Alarm	16-DI	3	1	4	1				POLYSYS2_ALRM_IN
129	Polymer Feed Tank 1 Low Level Alarm	16-DI	3	1	5	1				POLYTNK_LOALRM_IN
130	Polymer Feed Tank 1 High Level Alarm	16-DI	3	1	6	1				POLYTNK_HIALRM_IN
131	Polymer Mixing Tank 1 High Level Alarm	16-DI	3	1	7	1				POLYMIX_HIALRM_IN
132	POLYMER AC FAILURE ALARM	16-DI	3	1	8	1				BACFAIL_IN
133	POLYMER BATTERY LOW ALARM	16-DI	3	1	9	1				BBATTERY_LOW_IN
134	POLYMER SURGE PROTECTOR ALARM	16-DI	3	1	10	1				BACSURGE_FAIL_IN
135	Fire Alarm	16-DI	3	1	11	1				FIREB_ALRM_IN
136	Polymer Feed Pump 3 Status	16-DI	3	1	12	1				POLYPMP3_STAT_IN
137	Polymer Feed Pump 4 Status	16-DI	3	1	13	1				POLYPMP4_STAT_IN
138	Polymer Feed Tank 2 Low Level Alarm	16-DI	3	1	14		1			
139	Polymer Feed Tank 2 High Level Alarm	16-DI	3	1	15		1			
140	Polymer Mixing Tank 2 High Level Alarm	16-DI	3	1	16		1			
141	Low Water Pressure Alarm	DI								
142	Wastewater Pump 1 Start	16-DO	1	3	1	1				WWPMP1_START_OUT
143	Wastewater Pump 1 Stop	16-DO	1	3	2	1				WWPMP1_STOP_OUT
144	Wastewater Pump 2 Start	16-DO	1	3	3	1				WWPMP2_START_OUT
145	Wastewater Pump 2 Stop	16-DO	1	3	4	1				WWPMP2_STOP_OUT
146	Wastewater Pump 3 Start	16-DO	1	3	5	1				WWPMP3_START_OUT
147	Wastewater Pump 3 Stop	16-DO	1	3	6	1				WWPMP3_STOP_OUT
148	Wastewater Pump 4 Start	16-DO	1	3	7	1				WWPMP4_START_OUT
149	Wastewater Pump 4 Stop	16-DO	1	3	8	1				WWPMP4_STOP_OUT
150	Wastewater Pump 5 Start	16-DO	1	3	9	1				WWPMP5_START_OUT
151	Wastewater Pump 5 Stop	16-DO	1	3	10	1				WWPMP5_STOP_OUT
152	Wastewater Pump 6 Start	16-DO	1	3	11	1				WWPMP6_START_OUT

MIAMI-DADE WATER AND SEWER DEPARTMENT  
SOUTH DISTRICT WASTE WATER TREATMENT PLANT  
INPUT/OUTPUT LIST  
RTU SD15 CONC/SCR BUILDING 3/ POLYMER

ITEM	DESCRIPTION	SIG.TYPE	RACK	CARD	POINT	PT. CONN	SPARE	ZERO	SPAN	SIGNAL NAME
153	Wastewater Pump 6 Stop	16-DO	1	3	12	1				WWPMP6_STOP_OUT
154	Concentrator Tank 1 Collector Drive Start	16-DO	1	3	13	1				CONC1DRV_START_OUT
155	Concentrator Tank 1 Collector Drive Stop	16-DO	1	3	14	1				CONC1DRV_STOP_OUT
156	Concentrator Tank 2 Collector Drive Start	16-DO	1	3	15	1				CONC2DRV_START_OUT
157	Concentrator Tank 2 Collector Drive Stop	16-DO	1	3	16	1				CONC2DRV_STOP_OUT
158	Concentrator Tank 3 Collector Drive Start	16-DO	1	4	1	1				CONC3DRV_START_OUT
159	Concentrator Tank 3 Collector Drive Stop	16-DO	1	4	2	1				CONC3DRV_STOP_OUT
160	Concentrator Tank 4 Collector Drive Start	16-DO	1	4	3	1				CONC4DRV_START_OUT
161	Concentrator Tank 4 Collector Drive Stop	16-DO	1	4	4	1				CONC4DRV_STOP_OUT
162	Emergency Bell	16-DO	1	4	5	1				EMRGNCY_BELL_OUT
163	SPARE-DO	16-DO	1	4	6		1			
164	SPARE-DO	16-DO	1	4	7		1			
165	SPARE-DO	16-DO	1	4	8		1			
166	SPARE-DO	16-DO	1	4	9		1			
167	SPARE-DO	16-DO	1	4	10		1			
168	SPARE-DO	16-DO	1	4	11		1			
169	SPARE-DO	16-DO	1	4	12		1			
170	SPARE-DO	16-DO	1	4	13		1			
171	SPARE-DO	16-DO	1	4	14		1			
172	SPARE-DO	16-DO	1	4	15		1			
173	SPARE-DO	16-DO	1	4	16		1			
174	Scrubber Blower 1 Motor Start	16-DO	2	3	1	1				SCR1BLWR_START_OUT
175	Scrubber Blower 1 Motor Stop	16-DO	2	3	2	1				SCR1BLWR_STOP_OUT
176	Scrubber Blower 2 Motor Start	16-DO	2	3	3	1				SCR2BLWR_START_OUT
177	Scrubber Blower 2 Motor Stop	16-DO	2	3	4	1				SCR2BLWR_STOP_OUT
178	Scrubber Chemical Recirc. Pump 1-1 Motor start	16-DO	2	3	5	1				SCR1REC1_START_OUT
179	Scrubber Chemical Recirc. Pump 1-1 Motor stop	16-DO	2	3	6	1				SCR1REC1_STOP_OUT
180	Scrubber Chemical Recirc. Pump 1-2 Motor start	16-DO	2	3	7	1				SCR1REC2_START_OUT
181	Scrubber Chemical Recirc. Pump 1-2 Motor stop	16-DO	2	3	8	1				SCR1REC2_STOP_OUT
182	Scrubber Chemical Recirc. Pump 2-1 Motor start	16-DO	2	3	9	1				SCR2REC1_START_OUT
183	Scrubber Chemical Recirc. Pump 2-1 Motor stop	16-DO	2	3	10	1				SCR2REC1_STOP_OUT
184	Scrubber Chemical Recirc. Pump 2-2 Motor start	16-DO	2	3	11	1				SCR2REC2_START_OUT
185	Scrubber Chemical Recirc. Pump 2-2 Motor stop	16-DO	2	3	12	1				SCR2REC2_STOP_OUT
186	Scrubber Chemical Recirc. Pump 3-1 Motor start	16-DO	2	3	13	1				SCR3REC1_START_OUT
187	Scrubber Chemical Recirc. Pump 3-1 Motor stop	16-DO	2	3	14	1				SCR3REC1_STOP_OUT
188	Scrubber Chemical Recirc. Pump 3-2 Motor start	16-DO	2	3	15	1				SCR3REC2_START_OUT
189	Scrubber Chemical Recirc. Pump 3-2 Motor stop	16-DO	2	3	16	1				SCR3REC2_STOP_OUT
190	Caustic Soda Feed Pump 1-1 Motor Start	16-DO	2	4	1	1				SCR1BLCH_START_OUT
191	Caustic Soda Feed Pump 1-1 Motor Stop	16-DO	2	4	2	1				SCR1BLCH_STOP_OUT
192	Caustic Soda Feed Pump 1-2 Motor Start	16-DO	2	4	3	1				SCR2BLCH_START_OUT
193	Caustic Soda Feed Pump 1-2 Motor Stop	16-DO	2	4	4	1				SCR2BLCH_STOP_OUT
194	Caustic Soda Feed Pump 1-3 Motor Start	16-DO	2	4	5	1				SCR3BLCH_START_OUT
195	Caustic Soda Feed Pump 1-3 Motor Stop	16-DO	2	4	6	1				SCR3BLCH_STOP_OUT
196	Caustic Soda Feed Pump 2-1 Motor Start	16-DO	2	4	7	1				SCRBLCH_START_OUT
197	Caustic Soda Feed Pump 2-1 Motor Stop	16-DO	2	4	8	1				SCRBLCH_STOP_OUT
198	Caustic Soda Feed Pump 2-2 Motor Start	16-DO	2	4	9	1				SCR1CHEM_START_OUT
199	Caustic Soda Feed Pump 2-2 Motor Stop	16-DO	2	4	10	1				SCR1CHEM_STOP_OUT
200	SPARE-DO	16-DO	2	4	11	1				SCR2CHEM_START_OUT
201	SPARE-DO	16-DO	2	4	12	1				SCR2CHEM_STOP_OUT
202	SPARE-DO	16-DO	2	4	13	1				SCR3CHEM_START_OUT
203	SPARE-DO	16-DO	2	4	14	1				SCR3CHEM_STOP_OUT
204	SPARE-DO	16-DO	2	4	15	1				SCRCHEM_START_OUT
205	SPARE-DO	16-DO	2	4	16	1				SCRCHEM_STOP_OUT
206	Emergency Call	16-DO	2	5	1	1				EMRGNCYA_BELL_OUT
207	SPARE-DO	16-DO	2	5	2		1			
208	SPARE-DO	16-DO	2	5	3		1			
209	SPARE-DO	16-DO	2	5	4		1			
210	SPARE-DO	16-DO	2	5	5		1			
211	SPARE-DO	16-DO	2	5	6		1			
212	SPARE-DO	16-DO	2	5	7		1			
213	SPARE-DO	16-DO	2	5	8		1			
214	SPARE-DO	16-DO	2	5	9		1			
215	SPARE-DO	16-DO	2	5	10		1			
216	SPARE-DO	16-DO	2	5	11		1			
217	SPARE-DO	16-DO	2	5	12		1			
218	SPARE-DO	16-DO	2	5	13		1			
219	SPARE-DO	16-DO	2	5	14		1			
220	SPARE-DO	16-DO	2	5	15		1			
221	SPARE-DO	16-DO	2	5	16		1			
222	Polymer Feed Pump 1 Speed	16-DO	3	8	1		1			
223	Polymer Feed Pump 2 Speed	16-DO	3	8	2		1			
224	Polymer Feed Pump 3 Speed	16-DO	3	8	3		1			
225	Polymer Feed Pump 4 Speed	16-DO	3	8	4		1			
226	SPARE-DO	16-DO	3	8	5		1			
227	SPARE-DO	16-DO	3	8	6		1			
228	SPARE-DO	16-DO	3	8	7		1			

MIAMI-DADE WATER AND SEWER DEPARTMENT  
 SOUTH DISTRICT WASTE WATER TREATMENT PLANT  
 INPUT/OUTPUT LIST  
 RTU SD15 CONC/SCR BUILDING 3/ POLYMER

ITEM	DESCRIPTION	SIG. TYPE	RACK	CARD	POINT	PT. CONN	SPARE	ZERO	SPAN	SIGNAL NAME
229	SPARE-DO	16-DO	3	8	8		1			
230	SPARE-DO	16-DO	3	8	9		1			
231	SPARE-DO	16-DO	3	8	10		1			
232	SPARE-DO	16-DO	3	8	11		1			
233	SPARE-DO	16-DO	3	8	12		1			
234	SPARE-DO	16-DO	3	8	13		1			
235	SPARE-DO	16-DO	3	8	14		1			
236	SPARE-DO	16-DO	3	8	15		1			
237	SPARE-DO	16-DO	3	8	16		1			

**NOTE:**  
 SIGNAL NAMES TO BE  
 CHECKED

	Points	Boards	Spare
4-AI	0	0	
8-AI	40	5	
2-AO	0	0	
4-AO	12	3	
8-DI	0	0	
16-DI	72	5	
8-DO	0	0	
16-DO	32	2	
Spare AI	25		63%
Spare AO	12		100%
Spare DI	15		21%
Spare DO	11		15%
<b>Total</b>	<b>156</b>	<b>15</b>	

**TOTAL CONNECTED** 131  
**PERCENTAGE CONNECTED + SPARES** 99.56%  
**SPARES** 97



MIAMI-DADE WATER AND SEWER DEPARTMENT  
SOUTH DISTRICT WASTE WATER TREATMENT PLANT  
INPUT/OUTPUT LIST  
RTU SD17 DIGESTER CLUSTER 3

ITEM	DESCRIPTION	SIG. TYPE	RACK	CARD	POINT	PT. CONN	SPARE	ZERO	SPAN	SIGNAL NAME
1	Digester Tank 9 Level (Primary)	8-AI	2	1	1	1		0	10.000	DIGTNK9_LEVEL_IN
2	Digester Tank 10 Level (Secondary)	8-AI	2	1	2	1		0	10.000	DIGTNK10_LEVEL_IN
3	Digester Tank 11 Level (Primary)	8-AI	2	1	3	1		0	10.000	DIGTNK11_LEVEL_IN
4	Digester Tank 12 Level (Secondary)	8-AI	2	1	4	1		0	10.000	DIGTNK12_LEVEL_IN
5	Digester Tank 9 Temp	8-AI	2	1	5			80	150	DIGTNK9_TEMP_IN
6	Digester Tank 10 Temp	8-AI	2	1	6			80	150	DIGTNK10_TEMP_IN
7	Digester Tank 11 Temp	8-AI	2	1	7			80	150	DIGTNK11_TEMP_IN
8	Digester Tank 12 Temp	8-AI	2	1	8			80	150	DIGTNK12_TEMP_IN
9	Digester 9 Gas Pressure	8-AI	2	2	1	1		0	9	DIGGAS9_PRES_IN
10	Digester 10 Gas Pressure	8-AI	2	2	2	1		0	9	DIGGAS10_PRES_IN
11	Digester 11 Gas Pressure	8-AI	2	2	3	1		0	9	DIGGAS11_PRES_IN
12	Digester 12 Gas Pressure	8-AI	2	2	4	1		0	9	DIGGAS12_PRES_IN
13	Digester 9 Gas Flow	8-AI	2	2	5	1		0	250	DIGGAS9_FLOW_IN
14	Digester 10 Gas Flow	8-AI	2	2	6	1		0	80	DIGGAS10_FLOW_IN
15	Digester 11 Gas Flow	8-AI	2	2	7	1		0	250	DIGGAS11_FLOW_IN
16	Digester 12 Gas Flow	8-AI	2	2	8	1		0	80	DIGGAS12_FLOW_IN
17	Gas Booster Inlet Pressure	8-AI	2	3	1	1		0	10	GASINLT_PRES_IN
18	Total Gas Flow Meter	8-AI	2	3	2	1		0	500	TOTGAS_FLOW_IN
19	Total Gas Flow Pressure	8-AI	2	3	3	1		0	50	TOTGAS_PRES_IN
20	Automatic gas valve position	8-AI	2	3	4	1		0	100	AUTOGAS_VLVPOS_IN
21	LEL Tank #9	8-AI	2	3	5	1		0	100	LEL1.TRANS.IN
22	Raw Sludge Flow to Digester Cluster 3	8-AI	2	3	6	1		0	325000	DIG3RAW_FLOW_IN
23	Gas Flow To Burner	8-AI	2	3	7	1		0	500	GASBURNR_FLOW_IN
24	LEL Tank #10	8-AI	2	3	8	1		0	100	LEL2.TRANS.IN
25	Room Temp	8-AI	2	4	1	1		0	150	ROOM_TEMP_IN
26	Raw Sludge Flow To Digester 11	8-AI	2	4	2	1		0	1000	DIG9SLG_FLOW_IN
27	Digester 9 Feed Valve Position (Future) Spare	8-AI	2	4	3					
28	LEL Tank #11	8-AI	2	4	4	1		0	100	LEL3.TRANS.IN
29	Heat Exchanger 1 Water Temperature Inlet	8-AI	2	4	5	1		80	150	HEATEXC1_TMPIN_IN
30	Heat Exchanger 1 Water Temperature Outlet	8-AI	2	4	6	1		80	150	HEATEXC1_TMPOUT_IN
31	Heat Exchanger 1 Sludge Temperature Inlet	8-AI	2	4	7	1		80	150	HEATEXC1_SLGTIN_IN
32	Heat Exchanger 1 Sludge Temperature Outlet	8-AI	2	4	8	1		80	150	HEATEXC1_SLGTOT_IN
33	LEL Tank #12	8-AI	2	5	1	1		0	100	LEL4.TRANS.IN
34	LEL Gas Booster	8-AI	2	5	2	1		0	100	LEL5.TRANS.IN
35	Heat Exchanger 2 Sludge Temperature Inlet	8-AI	2	5	3	1		80	150	HEATEXC2_SLGTIN_IN
36	Heat Exchanger 2 Sludge Temperature Outlet	8-AI	2	5	4	1		80	150	HEATEXC2_SLGTOT_IN
37	Heat Exchanger 2 Water Temperature Inlet	8-AI	2	5	5	1		80	150	HEATEXC2_TMPIN_IN
38	Heat Exchanger 2 Water Temperature Outlet	8-AI	2	5	6	1		80	150	HEATEXC2_TMPOUT_IN
39	LEL Penthouse	8-AI	2	5	7	1		0	100	LEL6.TRANS.IN
40	LEL basement H2S	8-AI	2	5	8	1		0	100	LEL7.TRANS.IN
41	Transfer Pump 1 Speed Indication	8-AI	2	6	1	1		0	100	TRANPMP1_SPD_IN
42	Transfer Pump 2 Speed Indication	8-AI	2	6	2	1		0	100	TRANPMP2_SPD_IN
43	Transfer Pump 3 Speed Indication	8-AI	2	6	3	1		0	100	TRANPMP3_SPD_IN
44	Transfer Pump 4 Speed Indication	8-AI	2	6	4	1		0	100	TRANPMP4_SPD_IN
45	SPARE-AI	8-AI	2	6	5		1			
46	SPARE-AI	8-AI	2	6	6		1			
47	SPARE-AI	8-AI	2	6	7		1			
48	SPARE-AI	8-AI	2	6	8		1			
49	SPARE-AI	8-AI	2	7	1		1			
50	SPARE-AI	8-AI	2	7	2		1			
51	SPARE-AI	8-AI	2	7	3		1			
52	SPARE-AI	8-AI	2	7	4		1			
53	SPARE-AI	8-AI	2	7	5		1			
54	SPARE-AI	8-AI	2	7	6		1			
55	SPARE-AI	8-AI	2	7	7		1			
56	SPARE-AI	8-AI	2	7	8		1			
57	Transfer Pump 1 Speed Control	4-AO	3	1	1	1		0	800	TRANPMP1_SPDCTL_OUT
58	Transfer Pump 2 Speed Control	4-AO	3	1	2	1		0	800	TRANPMP2_SPDCTL_OUT
59	Transfer Pump 3 Speed Control	4-AO	3	1	3	1		0	800	TRANPMP3_SPDCTL_OUT
60	Transfer Pump 4 Speed Control	4-AO	3	1	4	1		0	800	TRANPMP4_SPDCTL_OUT
61	Digester 9 Feed Valve Control (Future) Spare	4-AO	3	2	1					
62	Digester 11 Feed Valve Control (Future) Spare	4-AO	3	2	2					
63	Heat Exchanger 1 Water Valve Control (F) Spare	4-AO	3	2	3					
64	Heat Exchanger 2 Water Valve Control (F) Spare	4-AO	3	2	4					
65	Automatic Gas Valve Control (Future) Spare	4-AO	3	3	1					
66	SPARE-AO	4-AO	3	3	2		1			
67	SPARE-AO	4-AO	3	3	3		1			
68	SPARE-AO	4-AO	3	3	4		1			
69	SPARE-AO	4-AO	3	4	1		1			
70	SPARE-AO	4-AO	3	4	2		1			
71	SPARE-AO	4-AO	3	4	3		1			
72	SPARE-AO	4-AO	3	4	4		1			
73	Gas Booster Pump 1 Status	16-DI	1	1	1	1				GASBPMP1_STAT_IN
74	Gas Booster Pump 2 Status	16-DI	1	1	2	1				GASBPMP2_STAT_IN
75	RTU NETWORK SWITCH	16-DI	1	1	3	1				RTU_SWITCH_IN
76	Digester 6 Floating Cover Flood Alarm (F) Spare	16-DI	1	1	4		1			

MIAMI-DADE WATER AND SEWER DEPARTMENT  
SOUTH DISTRICT WASTE WATER TREATMENT PLANT  
INPUT/OUTPUT LIST  
RTU SD17 DIGESTER CLUSTER 3

ITEM	DESCRIPTION	SIG. TYPE	RACK	CARD	POINT	PT. CONN	SPARE	ZERO	SPAN	SIGNAL NAME
77	Digester 7 Floating Cover Flood Alarm (F) Spare	16-DI	1	1	5		1			
78	Digester 8 Floating Cover Flood Alarm (F) Spare	16-DI	1	1	6		1			
79	Recirculation Pump 1 Status	16-DI	1	1	7	1				RECPMP1_STAT_IN
80	Recirculation Pump 2 Status	16-DI	1	1	8	1				RECPMP2_STAT_IN
81	Transfer Pump 1 Status	16-DI	1	1	9	1				TRANPMP1_STAT_IN
82	Transfer Pump 2 Status	16-DI	1	1	10	1				TRANPMP2_STAT_IN
83	Transfer Pump 3 Status	16-DI	1	1	11	1				TRANPMP3_STAT_IN
84	Transfer Pump 4 Status	16-DI	1	1	12	1				TRANPMP4_STAT_IN
85	Sump Pump 1 Status	16-DI	1	1	13	1				SUMPPMP1_STAT_IN
86	Sump Pump 2 Status	16-DI	1	1	14	1				SUMPPMP2_STAT_IN
87	Seal Water Pump 1 Status	16-DI	1	1	15	1				SEALPMP1_STAT_IN
88	Seal Water Pump 2 Status	16-DI	1	1	16	1				SEALPMP2_STAT_IN
89	Digester Mixer 9-1 Forward Status	16-DI	1	2	1	1				DIG9M1F_STAT_IN
90	Digester Mixer 9-1 Reverse Status	16-DI	1	2	2	1				DIG9M1R_STAT_IN
91	Digester Mixer 9-2 Forward Status	16-DI	1	2	3	1				DIG9M2F_STAT_IN
92	Digester Mixer 9-2 Reverse Status	16-DI	1	2	4	1				DIG9M2R_STAT_IN
93	Digester Mixer 9-3 Forward Status	16-DI	1	2	5	1				DIG9M3F_STAT_IN
94	Digester Mixer 9-3 Reverse Status	16-DI	1	2	6	1				DIG9M3R_STAT_IN
95	Digester Mixer 11-1 Forward Status	16-DI	1	2	7	1				DIG11M1F_STAT_IN
96	Digester Mixer 11-1 Reverse Status	16-DI	1	2	8	1				DIG11M1R_STAT_IN
97	Digester Mixer 11-2 Forward Status	16-DI	1	2	9	1				DIG11M2F_STAT_IN
98	Digester Mixer 11-2 Reverse Status	16-DI	1	2	10	1				DIG11M2R_STAT_IN
99	Digester Mixer 11-3 Forward Status	16-DI	1	2	11	1				DIG11M3F_STAT_IN
100	Digester Mixer 11-3 Reverse Status	16-DI	1	2	12	1				DIG11M3R_STAT_IN
101	AC FAILURE ALARM	16-DI	1	2	13	1				ACFAIL_IN
102	BATTERY LOW ALARM	16-DI	1	2	14	1				BATTERY_LOW_IN
103	SURGE PROTECTOR ALARM	16-DI	1	2	15	1				ACSURGE_FAIL_IN
104	Fire Alarm	16-DI	1	2	16	1				FIRE_ALRM_IN
105	Basement Flooding	16-DI	1	3	1	1				BASFLOOD_STAT_IN
106	Supply Fan Status	16-DI	1	3	2	1				SUPPLYFN_STAT_IN
107	Exhaust Fan Status	16-DI	1	3	3	1				EXHSTFN_STAT_IN
108	Overflow To Sanitary Sewer Alarm	16-DI	1	3	4	1				SANITARY_ALRM_IN
109	LEL Alarm 1	16-DI	1	3	5	1				LEL1_ALRM_IN
110	LEL Alarm 2	16-DI	1	3	6	1				LEL2_ALRM_IN
111	LEL Alarm 3	16-DI	1	3	7	1				LEL3_ALRM_IN
112	LEL Alarm 4	16-DI	1	3	8	1				LEL4_ALRM_IN
113	LEL Alarm 5	16-DI	1	3	9	1				LEL5_ALRM_IN
114	LEL Alarm 6	16-DI	1	3	10	1				LEL6_ALRM_IN
115	LEL Alarm 7	16-DI	1	3	11	1				LEL7_ALRM_IN
116	H2S Alarm	16-DI	1	3	12	1				H2S_ALRM_IN
117	SPARE-DI	16-DI	1	3	13		1			
118	SPARE-DI	16-DI	1	3	14		1			
119	SPARE-DI	16-DI	1	3	15		1			
120	SPARE-DI	16-DI	1	3	16		1			
121	SPARE-DI	16-DI	1	4	1		1			
122	SPARE-DI	16-DI	1	4	2		1			
123	SPARE-DI	16-DI	1	4	3		1			
124	SPARE-DI	16-DI	1	4	4		1			
125	SPARE-DI	16-DI	1	4	5		1			
126	SPARE-DI	16-DI	1	4	6		1			
127	SPARE-DI	16-DI	1	4	7		1			
128	SPARE-DI	16-DI	1	4	8		1			
129	SPARE-DI	16-DI	1	4	9		1			
130	SPARE-DI	16-DI	1	4	10		1			
131	SPARE-DI	16-DI	1	4	11		1			
132	SPARE-DI	16-DI	1	4	12		1			
133	SPARE-DI	16-DI	1	4	13		1			
134	SPARE-DI	16-DI	1	4	14		1			
135	SPARE-DI	16-DI	1	4	15		1			
136	SPARE-DI	16-DI	1	4	16		1			
137			1	5	1		1			
138			1	5	2		1			
139			1	5	3		1			
140			1	5	4		1			
141			1	5	5		1			
142			1	5	6		1			
143			1	5	7		1			
144			1	5	8		1			
145			1	5	9		1			
146			1	5	10		1			
147			1	5	11		1			
148			1	5	12		1			
149			1	5	13		1			
150			1	5	14		1			
151			1	5	15		1			
152			1	5	16		1			

MIAMI-DADE WATER AND SEWER DEPARTMENT  
SOUTH DISTRICT WASTE WATER TREATMENT PLANT  
INPUT/OUTPUT LIST  
RTU SD17 DIGESTER CLUSTER 3

ITEM	DESCRIPTION	SIG. TYPE	RACK	CARD	POINT	PT. CONN	SPARE	ZERO	SPAN	SIGNAL NAME
153	Gas Booster Pump 1 Start	16-DO	1	6	1	1				GASBPMP1_START_OUT
154	Gas Booster Pump 1 Stop	16-DO	1	6	2	1				GASBPMP1_STOP_OUT
155	Gas Booster Pump 2 Start	16-DO	1	6	3	1				GASBPMP2_START_OUT
156	Gas Booster Pump 2 Stop	16-DO	1	6	4	1				GASBPMP2_STOP_OUT
157	Recirculation Pump 1 Start	16-DO	1	6	5	1				RECPMP1_START_OUT
158	Recirculation Pump 1 Stop	16-DO	1	6	6	1				RECPMP1_STOP_OUT
159	Recirculation Pump 2 Start	16-DO	1	6	7	1				RECPMP2_START_OUT
160	Recirculation Pump 2 Stop	16-DO	1	6	8	1				RECPMP2_STOP_OUT
161	Transfer Pump 1 Start	16-DO	1	6	9	1				TRANPMP1_START_OUT
162	Transfer Pump 1 Stop	16-DO	1	6	10	1				TRANPMP1_STOP_OUT
163	Transfer Pump 2 Start	16-DO	1	6	11	1				TRANPMP2_START_OUT
164	Transfer Pump 2 Stop	16-DO	1	6	12	1				TRANPMP2_STOP_OUT
165	Transfer Pump 3 Start	16-DO	1	6	13	1				TRANPMP3_START_OUT
166	Transfer Pump 3 Stop	16-DO	1	6	14	1				TRANPMP3_STOP_OUT
167	Transfer Pump 4 Start	16-DO	1	6	15	1				TRANPMP4_START_OUT
168	Transfer Pump 4 Stop	16-DO	1	6	16	1				TRANPMP4_STOP_OUT
169	Digester Mixer 9-1 Forward Control	16-DO	1	7	1	1				DIG9M1_FWDCTL_OUT
170	Digester Mixer 9-1 Reverse Control	16-DO	1	7	2	1				DIG9M1_REVCTL_OUT
171	Digester Mixer 9-1 Stop Control	16-DO	1	7	3	1				DIG9M1_STPCTL_OUT
172	Digester Mixer 9-2 Forward Control	16-DO	1	7	4	1				DIG9M2_FWDCTL_OUT
173	Digester Mixer 9-2 Reverse Control	16-DO	1	7	5	1				DIG9M2_REVCTL_OUT
174	Digester Mixer 9- Stop Control	16-DO	1	7	6	1				DIG9M2_STPCTL_OUT
175	Digester Mixer 9-3 Forward Control	16-DO	1	7	7	1				DIG9M3_FWDCTL_OUT
176	Digester Mixer 9-3 Reverse Control	16-DO	1	7	8	1				DIG9M3_REVCTL_OUT
177	Digester Mixer 9-3 Stop Control	16-DO	1	7	9	1				DIG9M3_STPCTL_OUT
178	Digester Mixer 11-1 Forward Control	16-DO	1	7	10	1				DIG11M1_FWDCTL_OUT
179	Digester Mixer 11-1 Reverse Control	16-DO	1	7	11	1				DIG11M1_REVCTL_OUT
180	Digester Mixer 11-1 Stop Control	16-DO	1	7	12	1				DIG11M1_STPCTL_OUT
181	Digester Mixer 11-2 Forward Control	16-DO	1	7	13	1				DIG11M2_FWDCTL_OUT
182	Digester Mixer 11-2 Reverse Control	16-DO	1	7	14	1				DIG11M2_REVCTL_OUT
183	Digester Mixer 11-2 Stop Control	16-DO	1	7	15	1				DIG11M2_STPCTL_OUT
184	Digester Mixer 11-3 Forward Control	16-DO	1	7	16	1				DIG11M3_FWDCTL_OUT
185	Digester Mixer 11-3 Reverse Control	16-DO	1	8	1	1				DIG11M3_REVCTL_OUT
186	Digester Mixer 11-3 Stop Control	16-DO	1	8	2	1				DIG11M3_STPCTL_OUT
187	Emergency Bell	16-DO	1	8	3	1				EMRGNCY_BELL_OUT
188	RTU Battery Test	16-DO	1	8	4	1				RTU17BAT_TEST_OUT
189	SPARE-DO	16-DO	1	8	5		1			
190	SPARE-DO	16-DO	1	8	6		1			
191	SPARE-DO	16-DO	1	8	7		1			
192	SPARE-DO	16-DO	1	8	8		1			
193	SPARE-DO	16-DO	1	8	9		1			
194	SPARE-DO	16-DO	1	8	10		1			
195	SPARE-DO	16-DO	1	8	11		1			
196	SPARE-DO	16-DO	1	8	12		1			
197	SPARE-DO	16-DO	1	8	13		1			
198	SPARE-DO	16-DO	1	8	14		1			
199	SPARE-DO	16-DO	1	8	15		1			
200	SPARE-DO	16-DO	1	8	16		1			

	Points	Boards	Spare
4-AI	0	0	
8-AI	56	7	
2-AO	0	0	
4-AO	16	4	
8-DI	0	0	
16-DI	64	4	
8-DO	0	0	
16-DO	32	2	
Spare AI	12		21%
Spare AO	7		44%
Spare DI	20		31%
Spare DO	0		0%
<b>Total</b>	<b>136</b>	<b>15</b>	

**TOTAL CONNECTED** 108  
**PERCENTAGE CONNECTED + SPARES** 103.3%  
**SPARES** 70

MIAMI-DADE WATER AND SEWER DEPARTMENT  
SOUTH DISTRICT WASTE WATER TREATMENT PLANT  
INPUT/OUTPUT LIST  
RTU SD18 DEWATERING BUILDING

ITEM	DESCRIPTION	SIG. TYPE	RACK	CARD	POINT	ZERO	SPAN	SIGNAL NAME
1	H2S SENSOR #1 (SOUTH BAY)	8-AI	1	5	1	0	50	H2S.SENSR1.IN
2	H2S SENSOR #2 (NORTH BAY)	8-AI	1	5	2	0	50	H2S.SENSR2.IN
3	H2S SENSOR #3 (CENTRATE)	8-AI	1	5	3	0	50	H2S.SENSR3.IN
4	H2S SENSOR #4 (TRAILER)	8-AI	1	5	4	0	50	H2S.SENSR4.IN
5	SLUDGE PUMP #1 FLOW	8-AI	1	5	5	0	400	SLGPMP1.FLOW.IN
6	SLUDGE PUMP #2 FLOW	8-AI	1	5	6	0	400	SLGPMP2.FLOW.IN
7	SLUDGE PUMP #3 FLOW	8-AI	1	5	7	0	400	SLGPMP3.FLOW.IN
8	SLUDGE PUMP #4 FLOW	8-AI	1	5	8	0	400	SLGPMP4.FLOW.IN
9	HOLDING TANK LEVEL	8-AI	1	6	1	0	2000	HOLDTNK.LEVEL.IN
10	SLUDGE LINE PRESSURE TO PSI	8-AI	1	6	2	0	100	SLGLINE.PRESS.IN
11	MAKEUP WATER LEVEL	8-AI	1	6	3	0	100	MAKUPWAT.LEVEL.IN
12	POLYMER FEED PUMP #1 FLOW	8-AI	1	6	4	0	30	POLYFDR1.FLOW.IN
13	POLYMER FEED PUMP #2 FLOW	8-AI	1	6	5	0	30	POLYFDR2.FLOW.IN
14	POLYMER FEED PUMP #3 FLOW	8-AI	1	6	6	0	30	POLYFDR3.FLOW.IN
15	POLYMER FEED PUMP #4 FLOW	8-AI	1	6	7	0	30	POLYFDR4.FLOW.IN
16	ROOM TEMPERATURE	8-AI	1	6	8	0	150	ROOM_TEMP.IN
17	TSS meter for Polymer	8-AI	1	7	1	0	5	TSS1.TRANS.IN
18	TSS meter for Sludge	8-AI	1	7	2	0	5	TSS1.TRANS.IN
19	SPARE-AI	8-AI	1	7	3			
20	SPARE-AI	8-AI	1	7	4			
21	SPARE-AI	8-AI	1	7	5			
22	SPARE-AI	8-AI	1	7	6			
23	SPARE-AI	8-AI	1	7	7			
24	SPARE-AI	8-AI	1	7	8			
25	SPARE-AO	4-AO	1	8	1			
26	SPARE-AO	4-AO	1	8	2			
27	SPARE-AO	4-AO	1	8	3			
28	SPARE-AO	4-AO	1	8	4			
29	Surge Protection Failure	16-DI	1	1	1			ACFAIL.002
30	AC Power Failure	16-DI	1	1	2			ACFAIL.001
31	Battery Low	16-DI	1	1	3			BATTERY.LOW.001
32	POLYBLEND #1 STATUS	16-DI	1	1	4			POLYBLE1.STAT.IN
33	POLYBLEND #1 ALARM	16-DI	1	1	5			POLYBLE1.ALARM.IN
34	POLYBLEND #2 STATUS	16-DI	1	1	6			POLYBLE2.STAT.IN
35	POLYBLEND #2 ALARM	16-DI	1	1	7			POLYBLE2.ALARM.IN
36	POLYBLEND #3 STATUS	16-DI	1	1	8			POLYBLE3.STAT.IN
37	POLYBLEND #3 ALARM	16-DI	1	1	9			POLYBLE3.ALARM.IN
38	MIXER TANK #1 STATUS	16-DI	1	1	10			MIXTNK1.STAT.IN
39	MIXER TANK #2 STATUS	16-DI	1	1	11			MIXTNK2.STAT.IN
40	MIXER TANK #3 STATUS	16-DI	1	1	12			MIXTNK3.STAT.IN
41	MIXER TANK #4 STATUS	16-DI	1	1	13			MIXTNK4.STAT.IN
42	TRANSFER PUMP #1 STATUS	16-DI	1	1	14			XFRPMP1.STAT.IN
43	TRANSFER PUMP #2 STATUS(FUTURE)	16-DI	1	1	15			XFRPMP2.STAT.IN
44	MAKE UP TANK STATUS	16-DI	1	1	16			MAKUPTNK.STAT.IN
45	POLYMER FEED PUMP #1 STATUS	16-DI	1	2	1			POLYFDR1.STAT.IN
46	POLYMER FEED PUMP #2 STATUS	16-DI	1	2	2			POLYFDR2.STAT.IN
47	POLYMER FEED PUMP #3 STATUS	16-DI	1	2	3			POLYFDR3.STAT.IN
48	POLYMER FEED PUMP #4 STATUS	16-DI	1	2	4			POLYFDR4.STAT.IN
49	SLUDGE PUMP #1 STATUS	16-DI	1	2	5			SLGPMP1.STAT.IN
50	SLUDGE PUMP #2 STATUS	16-DI	1	2	6			SLGPMP2.STAT.IN
51	SLUDGE PUMP #3 STATUS	16-DI	1	2	7			SLGPMP3.STAT.IN
52	SLUDGE PUMP #4 STATUS	16-DI	1	2	8			SLGPMP4.STAT.IN
53	SEAL WATER PUMP #1 STATUS	16-DI	1	2	9			SEALPMP1.STAT.IN
54	SEAL WATER PUMP #2 STATUS	16-DI	1	2	10			SEALPMP2.STAT.IN
55	CENTRATE PIT BLOWER STATUS (NOT CONNECTED)	16-DI	1	2	11			PITBLWR.STAT.IN
56	CENTRATE PIT BLOWER ALARM	16-DI	1	2	12			PITBLWR.ALARM.IN
57	POLYMER FEED PUMP #1 FAIL	16-DI	1	2	13			POLYFDR1.ALARM.IN
58	POLYMER FEED PUMP #2 FAIL	16-DI	1	2	14			POLYFDR2.ALARM.IN
59	POLYMER FEED PUMP #3 FAIL	16-DI	1	2	15			POLYFDR3.ALARM.IN
60	POLYMER FEED PUMP #4 FAIL	16-DI	1	2	16			POLYFDR4.ALARM.IN
61	GRINDER #1 STATUS	16-DI	1	3	1			GRINDER1.STAT.IN
62	GRINDER #2 STATUS	16-DI	1	3	2			GRINDER2.STAT.IN
63	GRINDER #3 STATUS	16-DI	1	3	3			GRINDER3.STAT.IN
64	GRINDER #4 STATUS	16-DI	1	3	4			GRINDER4.STAT.IN
65	POLYMER FEED PUMP #1 (HAND)	16-DI	1	3	5			POLYFDR1.MANUAL.IN
66	POLYMER FEED PUMP #2 (HAND)	16-DI	1	3	6			POLYFDR2.MANUAL.IN
67	POLYMER FEED PUMP #3 (HAND)	16-DI	1	3	7			POLYFDR3.MANUAL.IN
68	POLYMER FEED PUMP #4 (HAND)	16-DI	1	3	8			POLYFDR4.MANUAL.IN
69	Spare-DI	16-DI	1	3	9			
70	Spare-DI	16-DI	1	3	10			
71	Spare-DI	16-DI	1	3	11			
72	Spare-DI	16-DI	1	3	12			
73	Spare-DI	16-DI	1	3	13			
74	Spare-DI	16-DI	1	3	14			
75	Spare-DI	16-DI	1	3	15			
76	Spare-DI	16-DI	1	3	16			

MIAMI-DADE WATER AND SEWER DEPARTMENT  
 SOUTH DISTRICT WASTE WATER TREATMENT PLANT  
 INPUT/OUTPUT LIST  
 RTU SD18 DEWATERING BUILDING

ITEM	DESCRIPTION	SIG. TYPE	RACK	CARD	POINT	ZERO	SPAN	SIGNAL NAME
77	Spare-DO	16-DO	1	4	1			
78	Spare-DO	16-DO	1	4	2			
79	Spare-DO	16-DO	1	4	3			
80	Spare-DO	16-DO	1	4	4			
81	Spare-DO	16-DO	1	4	5			
82	Spare-DO	16-DO	1	4	6			
83	Spare-DO	16-DO	1	4	7			
84	Spare-DO	16-DO	1	4	8			
85	Spare-DO	16-DO	1	4	9			
86	Spare-DO	16-DO	1	4	10			
87	Spare-DO	16-DO	1	4	11			
88	Spare-DO	16-DO	1	4	12			
89	Spare-DO	16-DO	1	4	13			
90	Spare-DO	16-DO	1	4	14			
91	Spare-DO	16-DO	1	4	15			
92	Spare-DO	16-DO	1	4	16			

	Points	Boards	Spare	
4-AI	0	0		
8-AI	24	3		Spare I/O
2-AO	0	0		Connected I/O
4-AO	4	1		
8-DI	0	0		
16-DI	48	3		
8-DO	0	0		
16-DO	16	1		
Spare AI	6		25%	
Spare AO	4		100%	
Spare DI	8		17%	
Spare DO	16		100%	
Total	76	7		

MIAMI-DADE WATER AND SEWER DEPARTMENT  
SOUTH DISTRICT WASTE WATER TREATMENT PLANT  
INPUT/OUTPUT LIST  
RTU SD19 CO-GENERATION

ITEM	DESCRIPTION	SIG. TYPE	RACK	CARD	POINT	PT. CONN	SPARE	ZERO	SPAN	SIGNAL NAME
1	Gas compressor 1 jacket water temperature	8-AI	2	1	1		1	0	100	GCOMPJW1_TEMP_IN
2	Gas compressor 2 jacket water temperature	8-AI	2	1	2		1	0	100	GCOMPJW2_TEMP_IN
3	Gas compressor 3 jacket water temperature	8-AI	2	1	3		1	0	100	GCOMPJW3_TEMP_IN
4	Gas compressor 4 jacket water temperature	8-AI	2	1	4		1	0	100	GCOMPJW4_TEMP_IN
5	Gas Sphere 1 methane gas pressure	8-AI	2	1	5	1		0	100	GASSPHR1_PRES_IN
6	Gas Sphere Back-up Valve Position	8-AI	2	1	6	1		0	100	SPHRETBV_POS_IN
7	Gas Sphere 2 methane gas pressure	8-AI	2	1	7	1		0	100	GASSPHR2_PRES_IN
8	Gas Sphere 2 methane gas volume	8-AI	2	1	8	1		0	100	GASSPHR2_VOL_IN
9	Methane gas return flow to spheres	8-AI	2	2	1	1		0	100	METHRTRN_FLOW_IN
10	Digester methane gas pressure at Co-Generation Bldg.	8-AI	2	2	2	1		0	100	DIGMETH_PRES_IN
11	Digester methane gas flow at Co-Generation Bldg.	8-AI	2	2	3	1		0	100	DIGMETH_FLOW_IN
12	Natural gas pressure at Co-Generation Bldg	8-AI	2	2	4		1	0	100	NATGAS_PRES_IN
13	Natural gas flow at Co-Generation Bldg	8-AI	2	2	5		1	0	100	NATGAS_FLOW_IN
14	Instrument air pressure	8-AI	2	2	6		1	0	100	INSTRAIR_PRES_IN
15	Effluent water supply pressure	8-AI	2	2	7	1		0	100	EFFLNT_PRES_IN
16	Effluent water supply flow	8-AI	2	2	8	1		0	100	EFFLNT_FLOW_IN
17	Gas Sphere MAIN Valve Position	8-AI	2	3	1	1		0	100	SPHRETMV_POS_IN
18	Mathane Gas Supply pressure	8-AI	2	3	2	1		0	150	MGASSUP_PRES_IN
19	Chlorine Flow	8-AI	2	3	3	1		0	100	CHLORINE_FLOW_IN
20	Chlorine Pressure	8-AI	2	3	4	1		0	100	CHLORINE_PRES_IN
21	Digester hot water pump 2 status temperature out	8-AI	2	3	5		1	0	100	DHWMPMP2_OUTTMP_IN
22	MCC Voltage	8-AI	2	3	6		1	0	100	MCC_VOLT_IN
23	MCC Amps	8-AI	2	3	7		1	0	100	MCC_AMP_IN
24	MCC KW	8-AI	2	3	8		1	0	100	MCC_KW_IN
25	Switch Gear Room Temperature	8-AI	2	4	1	1		0	150	ROOM_TEMP
26	LEL SENSOR 1 at Cat. Valves Basement	8-AI	2	4	2	1		0	100	LEL1_TRANS_IN
27	LEL SENSOR 2 Engine #1	8-AI	2	4	3			0	100	LEL2_TRANS_IN
28	LEL SENSOR 3 Engine #3	8-AI	2	4	4			0	100	LEL3_TRANS_IN
29	LEL SENSOR 4 SW Corner Basement	8-AI	2	4	5	1		0	100	LEL4_TRANS_IN
30	LEL SENSOR 5 NW Corner Basement	8-AI	2	4	6	1		0	100	LEL5_TRANS_IN
31	LEL SENSOR 6 Compressor #3	8-AI	2	4	7			0	100	LEL6_TRANS_IN
32	LEL SENSOR 7 Engine #2	8-AI	2	4	8			0	100	LEL7_TRANS_IN
33	LEL SENSOR 8 Compressor #1	8-AI	2	5	1	?		0	100	LEL8_TRANS_IN
34	Landfill Gas Flow at Plant	8-AI	2	5	2	1		0	500	LANDFILL_FLOW_IN
35	Landfill Gas linches of water column at Plant	8-AI	2	5	3	1		0	100	LANDFILL_PRES_IN
36	Lift Station Level Transmitter	8-AI	2	5	4	1				
37	Lift Station Flow Transmitter	8-AI	2	5	5	1				
38	Lift Station Pressure Transmitter	8-AI	2	5	6	1				
39	Landfill Gas Pressure at Plant	8-AI	2	5	7	1		0	150	LANDFILL_PRES1_IN
40	SPARE-AI	8-AI	2	5	8		1			
41	SPARE-AI	8-AI	2	6	1		1			
42	SPARE-AI	8-AI	2	6	2		1			
43	SPARE-AI	8-AI	2	6	3		1			
44	SPARE-AI	8-AI	2	6	4		1			
45	SPARE-AI	8-AI	2	6	5		1			
46	SPARE-AI	8-AI	2	6	6		1			
47	SPARE-AI	8-AI	2	6	7		1			
48	SPARE-AI	8-AI	2	6	8		1			
49	ROOM TEMPERATURE 1 Sub Station 7 & 8	8-AI	3	3	1	1		0	150	ROOM_TEMP1
50	SPARE-AI	8-AI	3	3	2		1			
51	SPARE-AI	8-AI	3	3	3		1			
52	SPARE-AI	8-AI	3	3	4		1			
53	SPARE-AI	8-AI	3	3	5		1			
54	SPARE-AI	8-AI	3	3	6		1			
55	SPARE-AI	8-AI	3	3	7		1			
56	SPARE-AI	8-AI	3	3	8		1			
57	Landfill Gas Flow at Solid Waste	4-AO	2	7	1	1		0	100	LANDFILL_FLOW_OUT
58	Landfill Gas Pressure at Solid Waste	4-AO	2	7	2	1		0	100	LANDFILL_PRES_OUT
59	Landfill Gas Modulating Valve at Plant	4-AO	2	7	3	1		0	250	GASVALVE_CNTL_OUT
60	Effluent Valve Position	4-AO	2	7	4	1		0	100	EFFLNTV_POS_OUT
61	Gas Sphere MAIN Valve Position Control	4-AO	2	8	1	1		0	100	SPHRETMV_POS_OUT
62	Gas Sphere Back-up Valve Position Control	4-AO	2	8	2	1		0	100	SPHRETMVBV_POS_OUT
63	SPARE-AO	4-AO	2	8	3		1			
64	SPARE-AO	4-AO	2	8	4		1			
65	MCC Main Status	16-DI	1	1	1	1				MCC_STAT_IN
66	Landfill Gas E-Stop Activated at Plant Skid	16-DI	1	1	2	1				ESTOP_FIELD_IN
67	Landfill Gas E-Stop Activated at Plant Inside Co-Gen Build	16-DI	1	1	3	1				ESTOP_INSIDE_IN
68	Gas Scrubber recirculation pump 3 status	16-DI	1	1	4		1			GSRECPM3_STAT_IN
69	Gas compressor 1 status	16-DI	1	1	5	1				GASCOMP1_STAT_IN
70	Gas compressor 1 shutdown alarm	16-DI	1	1	6		1			GASCOMP1_ALRM_IN
71	Gas compressor 2 status	16-DI	1	1	7	1				GASCOMP2_STAT_IN
72	Gas compressor 2 shutdown alarm	16-DI	1	1	8		1			GASCOMP2_ALRM_IN
73	Gas compressor 3 status	16-DI	1	1	9	1				GASCOMP3_STAT_IN
74	Gas compressor 3 shutdown alarm	16-DI	1	1	10		1			GASCOMP3_ALRM_IN
75	Gas compressor 4 status	16-DI	1	1	11	1				GASCOMP4_STAT_IN
76	Gas compressor 4 shutdown alarm	16-DI	1	1	12		1			GASCOMP4_ALRM_IN

MIAMI-DADE WATER AND SEWER DEPARTMENT  
SOUTH DISTRICT WASTE WATER TREATMENT PLANT  
INPUT/OUTPUT LIST  
RTU SD19 CO-GENERATION

ITEM	DESCRIPTION	SIG. TYPE	RACK	CARD	POINT	PT. CONN	SPARE	ZERO	SPAN	SIGNAL NAME
77	Gas compressor cooling water pump 1 status	16-DI	1	1	13	1				GCOOLPM1_STAT_IN
78	Gas compressor cooling water pump 2 status	16-DI	1	1	14	1				GCOOLPM2_STAT_IN
79	Gas compressor cooling water pump 3 status	16-DI	1	1	15		1			GCOOLPM3_STAT_IN
80	Electric air compressor 1 status	16-DI	1	1	16	1				EACOMP1_STAT_IN
81	Electric air compressor 2 status	16-DI	1	2	1		1			EACOMP2_STAT_IN
82	Diesel engine air compressor status	16-DI	1	2	2		1			DACOMP_STAT_IN
83	Instrument air low pressure alarm	16-DI	1	2	3		1			INAIAPRS_LOALRM_IN
84	Digester hot water pump 1 status	16-DI	1	2	4	1				DHWPMP1_STAT_IN
85	Digester hot water pump 2 status	16-DI	1	2	5	1				DHWPMP2_STAT_IN
86	Fire Alarm	16-DI	1	2	6		1			FIRE_ALARM_IN
87	Switchgear battery voltage low / fail	16-DI	1	2	7		1			SWGEAR_BATLOW_IN
88	Combustible gas alarm	16-DI	1	2	8		1			COMBGAS_ALARM_IN
89	Fan 1 exhaust status (Roof)	16-DI	1	2	9	1				EXHFN1_STAT_IN
90	Fan 2 exhaust status (Roof)	16-DI	1	2	10	1				EXHFN2_STAT_IN
91	Fan 3 exhaust status (Roof)	16-DI	1	2	11	1				EXHFN3_STAT_IN
92	Fan 4 exhaust status (Roof)	16-DI	1	2	12	1				EXHFN4_STAT_IN
93	Fan 5 exhaust status (Roof)	16-DI	1	2	13	1				EXHFN5_STAT_IN
94	Fan 6 exhaust status (not connected)	16-DI	1	2	14		1			EXHFN6_STAT_IN
95	Fan 7 exhaust status	16-DI	1	2	15	1				EXHFN7_STAT_IN
96	Fan 8 supply status	16-DI	1	2	16	1				EXHFN8_STAT_IN
97	Fan 9 supply status	16-DI	1	3	1	1				EXHFN9_STAT_IN
98	Fan 10 exhaust status (not connected)	16-DI	1	3	2		1			EXHFN10_STAT_IN
99	Fan 11 supply status	16-DI	1	3	3	1				EXHFN11_STAT_IN
100	Fan 12 exhaust status (not connected)	16-DI	1	3	4		1			EXHFN12_STAT_IN
101	Fan 13 exhaust status (not connected)	16-DI	1	3	5		1			EXHFN13_STAT_IN
102	Fan 14 exhaust status (not connected)	16-DI	1	3	6		1			EXHFN14_STAT_IN
103	Fan 15 exhaust status (not connected)	16-DI	1	3	7		1			EXHFN15_STAT_IN
104	AC Failure Alarm	16-DI	1	3	8	1				ACFAIL_IN
105	Battery Low Alarm	16-DI	1	3	9	1				BATTERY_LOW_IN
106	Basement flood	16-DI	1	3	10	1				BASEMENT_FLOOD_IN
107	Waste oil sump pump status (Future)	16-DI	1	3	11		1			
108	Sump Pump 1 Status (Future)	16-DI	1	3	12		1			
109	Sump Pump 2 Status (Future)	16-DI	1	3	13		1			
110	Sump Pump 3 Status (Future)	16-DI	1	3	14		1			
111	Sump Pump 4 Status (Future)	16-DI	1	3	15		1			
112	Surge Protector Alarm	16-DI	1	3	16	1				ACSURGE_FAIL_IN
113	Gas Compressor #4 (Future)	16-DI	1	4	1		1			
114	Gas Compressor #5 (Future)	16-DI	1	4	2		1			
115	Gas Compressor #6 (Future)	16-DI	1	4	3		1			
116	Lift Station Intrusion Alarm	16-DI	1	4	4	1				
117	Lift Station Phase Monitor Alarm	16-DI	1	4	5	1				
118	Lift Station Pump 1 Status	16-DI	1	4	6	1				
119	Lift Station Pump 2 Status	16-DI	1	4	7	1				
120	Lift Station Network Alarm	16-DI	1	4	8	1				
121	RTU Network Switch	16-DI	1	4	9	1				RTU_SWITCH_IN
122	SPARE-DI	16-DI	1	4	10		1			
123	SPARE-DI	16-DI	1	4	11		1			
124	SPARE-DI	16-DI	1	4	12		1			
125	SPARE-DI	16-DI	1	4	13		1			
126	SPARE-DI	16-DI	1	4	14		1			
127	SPARE-DI	16-DI	1	4	15		1			
128	SPARE-DI	16-DI	1	4	16		1			
129	SPARE-DI	16-DI	3	1	1		1			
130	SPARE-DI	16-DI	3	1	2		1			
131	SPARE-DI	16-DI	3	1	3		1			
132	SPARE-DI	16-DI	3	1	4		1			
133	SPARE-DI	16-DI	3	1	5		1			
134	SPARE-DI	16-DI	3	1	6		1			
135	SPARE-DI	16-DI	3	1	7		1			
136	SPARE-DI	16-DI	3	1	8		1			
137	SPARE-DI	16-DI	3	1	9		1			
138	SPARE-DI	16-DI	3	1	10		1			
139	SPARE-DI	16-DI	3	1	11		1			
140	SPARE-DI	16-DI	3	1	12		1			
141	SPARE-DI	16-DI	3	1	13		1			
142	SPARE-DI	16-DI	3	1	14		1			
143	SPARE-DI	16-DI	3	1	15		1			
144	SPARE-DI	16-DI	3	1	16		1			
145	Landfill Gas Pipeline Solenoid Valve at Plant	16-DO	1	7	1	1				
146	Landfill Gas RTU Comm Fail with Solid Waste RTU	16-DO	1	7	2	1				
147	Landfill Gas E-Stop Activated	16-DO	1	7	3	1				
148	Landfill Gas High Flow	16-DO	1	7	4	1				
149	Landfill Gas Low Flow	16-DO	1	7	5	1				
150	LEL 1,4,5 Alarm Greater than 25.0	16-DO	1	7	6	1				
151	LEL 1,4,5 Alarm Greater than 50.0	16-DO	1	7	7	1				
152	SPARE-DO	16-DO	1	7	8		1			

MIAMI-DADE WATER AND SEWER DEPARTMENT  
 SOUTH DISTRICT WASTE WATER TREATMENT PLANT  
 INPUT/OUTPUT LIST  
 RTU SD19 CO-GENERATION

ITEM	DESCRIPTION	SIG. TYPE	RACK	CARD	POINT	PT. CONN	SPARE	ZERO	SPAN	SIGNAL NAME
153	Sphere Valve Position	16-DO	1	7	9	1				
154	SPARE-DO	16-DO	1	7	10		1			
155	SPARE-DO	16-DO	1	7	11		1			
156	SPARE-DO	16-DO	1	7	12		1			
157	SPARE-DO	16-DO	1	7	13		1			
158	SPARE-DO	16-DO	1	7	14		1			
159	SPARE-DO	16-DO	1	7	15		1			
160	SPARE-DO	16-DO	1	7	16		1			

	Points	Boards	Spare
4-AI	0	0	
8-AI	56	7	
2-AO	0	0	
4-AO	8	2	
8-DI	0	0	
16-DI	76	5	
8-DO	0	0	
16-DO	16	1	
Spare AI	16		29%
Spare AO	2		25%
Spare DI	23		30%
Spare DO	8		11%
<b>Total</b>	<b>156</b>	<b>15</b>	

**TOTAL CONNECTED** 69  
**PERCENTAGE CONNECTED + SPARES** 67.69%  
**SPARES** 86



MIAMI-DADE WATER AND SEWER DEPARTMENT  
SOUTH DISTRICT WASTE WATER TREATMENT PLANT  
INPUT/OUTPUT LIST  
RTU SD20 EFFLUENT BUILDING

ITEM	DESCRIPTION	SIG. TYPE	RACK	CARD	POINT	PT. CONN	SPARE	ZERO	SPAN	SIGNAL NAME
1	SDWWTP-EFFLUENT BUILDING WETWELL #1 LEVEL	8-AI	1	4	1	1		0	10.00	WETWEL1_LEVEL_IN
2	SDWWTP-EFFLUENT BUILDING WETWELL #2 LEVEL	8-AI	1	4	2	1		0	10.00	WETWEL2_LEVEL_IN
3	SDWWTP-EFFLUENT BUILDING WETWELL #3 LEVEL	8-AI	1	4	3	1		0	10.00	WETWEL3_LEVEL_IN
4	SDWWTP-EFFLUENT BUILDING WETWELL #4 LEVEL	8-AI	1	4	4	1		0	10.00	WETWEL4_LEVEL_IN
5	SDWWTP-SOUTH DISTRICT PLANT WIND DIRECTION (DEGREES)	8-AI	1	4	5	1		0	360.00	WIND_DIRECT_IN
6	SDWWTP-SOUTH DISTRICT WIND SPEED (MPH)	8-AI	1	4	6	1		0	200.00	WIND_SPD_IN
7	SDWWTP-VENTURI INFLUENT FLOW #1	8-AI	1	4	7	1		0	200.00	INFLVEN1_FLOW_IN
8	SDWWTP-VENTURI INFLUENT FLOW #2	8-AI	1	4	8	1		0	200.00	INFLVEN2_FLOW_IN
9	SDWWTP-MAG INFLUENT FLOW METER # 2	8-AI	1	5	1	1		0	200.00	INFLMAG2_FLOW_IN
10	SDWWTP-INFLUENT FLOW TOTAL	8-AI	1	5	2	1		0	400.00	MAGTOT_FLOW_IN
11	SDWWTP-MAG INFLUENT FLOW METER #1	8-AI	1	5	3	1		0	200.00	INFLMAG1_FLOW_IN
12	SDWWTP-WATER PRESSURE	8-AI	1	5	4	1		0	100.00	WATER_PRES_IN
13	SPARE-AI	8-AI	1	5	5		1			
14	SDWWTP-INJECTON WELL PRESSURE	8-AI	1	5	6	1		0	100.00	INJWELL_PRES_IN
15	ROOM TEMPERATURE	8-AI	1	5	7	1		0	150.00	ROOM_TEMP
16	PH METER EAST	8-AI	1	5	8	1		0	14.00	PH_EAST_IN
17	PH METER WEST	8-AI	1	6	1	1		0	14.00	PH_WEST_IN
18	TOTAL SUSPENDED SOLIDS AT SOUTH FLOC TANK-TSS (WIREL	8-AI	1	6	2	1		0	50.00	TRN1_DO_IN
19	TURBIDITY METER EAST	8-AI	1	6	3	1		0	100.00	TURBID_EAST_IN
20	TURBIDITY METER WEST	8-AI	1	6	4	1		0	100.00	TURBID_WEST_IN
21	SDWWTP-EFFLUENT FLOW TOTAL	8-AI	1	6	5	1		0	400.00	EFFTOTL_FLOW_IN
22	SPARE-AI	8-AI	1	6	6		1			
23	SPARE-AI	8-AI	1	6	7		1			
24	SPARE-AI	8-AI	1	6	8		1			
25	AC FAILURE ALARM	16-DI	1	1	1	1				ACFAIL_IN
26	BATTERY LOW ALARM	16-DI	1	1	2	1				BATTERY_LOW_IN
27	SDWWTP-RAIN GAUGE LEVEL	16-DI	1	1	3	1				RAINGGE_PULSE_IN
28	SURGE PROTECTOR ALARM	16-DI	1	1	4		1			ACSURGE_FAIL_IN
29	SPARE-DI	16-DI	1	1	5		1			
30	SPARE-DI	16-DI	1	1	6		1			
31	SPARE-DI	16-DI	1	1	7		1			
32	SPARE-DI	16-DI	1	1	8		1			
33	SPARE-DI	16-DI	1	1	9		1			
34	SPARE-DI	16-DI	1	1	10		1			
35	SPARE-DI	16-DI	1	1	11		1			
36	SPARE-DI	16-DI	1	1	12		1			
37	SPARE-DI	16-DI	1	1	13		1			
38	SPARE-DI	16-DI	1	1	14		1			
39	SPARE-DI	16-DI	1	1	15		1			
40	SPARE-DI	16-DI	1	1	16		1			
41	SPARE-DI	16-DI	1	2	1		1			
42	SPARE-DI	16-DI	1	2	2		1			
43	SPARE-DI	16-DI	1	2	3		1			
44	SPARE-DI	16-DI	1	2	4		1			
45	SPARE-DI	16-DI	1	2	5		1			
46	SPARE-DI	16-DI	1	2	6		1			
47	SPARE-DI	16-DI	1	2	7		1			
48	SPARE-DI	16-DI	1	2	8		1			
49	SPARE-DI	16-DI	1	2	9		1			
50	SPARE-DI	16-DI	1	2	10		1			
51	SPARE-DI	16-DI	1	2	11		1			
52	SPARE-DI	16-DI	1	2	12		1			
53	SPARE-DI	16-DI	1	2	13		1			
54	SPARE-DI	16-DI	1	2	14		1			
55	SPARE-DI	16-DI	1	2	15		1			
56	SPARE-DI	16-DI	1	2	16		1			

	Points	Boards	Spare
4-AI	0		0
8-AI	24		3
2-AO	0		0
4-AO	0		0
8-DI	0		0
16-DI	32		2
8-DO	0		0
16-DO	0		0
Spare AI	4		17%
Spare AO	0		#DIV/0!
Spare DI	28		88%
Spare DO	0		#DIV/0!
<b>Total</b>	<b>56</b>	<b>5</b>	

TOTAL CONNECTED 23  
PERCENTAGE CONNECTED + SPARES 30.4%  
SPARES 33

MIAMI-DADE WATER AND SEWER DEPARTMENT  
 SOUTH DISTRICT WASTE WATER TREATMENT PLANT  
 INPUT/OUTPUT LIST  
 RTU SD21 OFFSITE MONITORING WELL

ITEM	DESCRIPTION	SIG. TYPE	RACK	CARD	POINT	PT. CONN	SPARE	ZERO	SPAN	SIGNAL NAME
1	WELL LOWER PRESSURE	8-AI	1	5	1	1		0	30	WELL_UPPRES_I
2	WELL UPPER PRESSURE	8-AI	1	5	2	1		0	30	WELL_LOPRES_I
3	SPARE-AI	8-AI	1	5	3		1			
4	SPARE-AI	8-AI	1	5	4		1			
5	SPARE-AI	8-AI	1	5	5		1			
6	SPARE-AI	8-AI	1	5	6		1			
7	SPARE-AI	8-AI	1	5	7		1			
8	SPARE-AI	8-AI	1	5	8		1			
9	SPARE-AO	4-AO	1	4	1		1			
10	SPARE-AO	4-AO	1	4	2		1			
11	SPARE-AO	4-AO	1	4	3		1			
12	SPARE-AO	4-AO	1	4	4		1			
13	BATTERY LOW	16-DI	1	3	1	1				BATTERY_LOW_IN
14	AC FAIL	16-DI	1	3	2	1				ACFAIL_IN
15	AC SURGE FAIL	16-DI	1	3	3	1				ACSURGE_FAIL_IN
16	SPARE-DI	16-DI	1	3	4		1			
17	SPARE-DI	16-DI	1	3	5		1			
18	SPARE-DI	16-DI	1	3	6		1			
19	SPARE-DI	16-DI	1	3	7		1			
20	SPARE-DI	16-DI	1	3	8		1			
21	SPARE-DI	16-DI	1	3	9		1			
22	SPARE-DI	16-DI	1	3	10		1			
23	SPARE-DI	16-DI	1	3	11		1			
24	SPARE-DI	16-DI	1	3	12		1			
25	SPARE-DI	16-DI	1	3	13		1			
26	SPARE-DI	16-DI	1	3	14		1			
27	SPARE-DI	16-DI	1	3	15		1			
28	SPARE-DI	16-DI	1	3	16		1			
29	SPARE-DO	16-DO	1	1	1		1			
30	SPARE-DO	16-DO	1	1	2		1			
31	SPARE-DO	16-DO	1	1	3		1			
32	SPARE-DO	16-DO	1	1	4		1			
33	SPARE-DO	16-DO	1	1	5		1			
34	SPARE-DO	16-DO	1	1	6		1			
35	SPARE-DO	16-DO	1	1	7		1			
36	SPARE-DO	16-DO	1	1	8		1			
37	SPARE-DO	16-DO	1	1	9		1			
38	SPARE-DO	16-DO	1	1	10		1			
39	SPARE-DO	16-DO	1	1	11		1			
40	SPARE-DO	16-DO	1	1	12		1			
41	SPARE-DO	16-DO	1	1	13		1			
42	SPARE-DO	16-DO	1	1	14		1			
43	SPARE-DO	16-DO	1	1	15		1			
44	SPARE-DO	16-DO	1	1	16		1			

	Points	Boards	Spare
8-AI	8	1	
4-AO	4	1	
16-DI	16	1	
16-DO	16	1	
Spare AI	6		#REF!
Spare AO	4		#REF!
Spare DI	13		#REF!
Spare DO	16		#REF!
<b>Total</b>	<b>44</b>	<b>4</b>	

MIAMI-DADE WATER AND SEWER DEPARTMENT  
SOUTH DISTRICT WASTE WATER TREATMENT PLANT  
INPUT/OUTPUT LIST  
RTU SD22 TRANSFER PUMP STATION

ITEM	DESCRIPTION	SIG. TYPE	RACK	CARD	POINT	SIGNAL NAME
1	TRANSFER PUMP STATION INFLUENT CHANNEL LEVEL	8-AI	2	2	1	INFLCH1_LEVEL_IN
2	TRANSFER PUMP STATION INFLUENT CHANNEL LEVEL	8-AI	2	2	2	INFLCH2_LEVEL_IN
3	TRANSFER PUMP STATION EFFLUENT CHANNEL LEVEL	8-AI	2	2	3	EFFLCH_LEVEL_IN
4	RTU 22.1 ROOM TEMPERATURE	8-AI	2	2	4	ROOM1_TEMP_IN
5	SPARE	8-AI	2	2	5	TSS_4003_IN
6	SPARE	8-AI	2	2	6	TSS_6297_IN
7	SPARE	8-AI	2	2	7	TBDTY_6298_IN
8	SPARE	8-AI	2	2	8	
9	TRANSFER PUMP STATION INFLUENT CHANNEL LEVEL HIGH HIGH	16-DI	2	1	1	INFLCH_HHLVL_IN
10	TRANSFER PUMP STATION INFLUENT CHANNEL LEVEL HIGH	16-DI	2	1	2	INFLCH_HILVL_IN
11	TRANSFER PUMP STATION INFLUENT CHANNEL LEVEL LOW	16-DI	2	1	3	INFLCH_LOLVL_IN
12	TRANSFER PUMP STATION OVERFLOW WEIR LEVEL HIGH	16-DI	2	1	4	WEIR_HILVL_IN
13	TRANSFER PUMP STATION EFFLUENT CHANNEL LEVEL HIGH	16-DI	2	1	5	EFFLCH_HILVL_IN
14	AC FAIL ALARM	16-DI	2	1	6	ACFAIL1_IN
15	BATTERY LOW ALARM	16-DI	2	1	7	BATTERY1_LOW_IN
16	AC SURGE PROTECTOR ALARM	16-DI	2	1	8	ACSURGE1_FAIL_IN
17	SPARE	16-DI	2	1	9	
18	SPARE	16-DI	2	1	10	
19	SPARE	16-DI	2	1	11	
20	SPARE	16-DI	2	1	12	
21	SPARE	16-DI	2	1	13	
22	SPARE	16-DI	2	1	14	
23	SPARE	16-DI	2	1	15	
24	SPARE	16-DI	2	1	16	
25	TRANSFER PUMP No.1 STATUS-ALARM	16-DI	1	1	1	PUMP1_ALRM_IN
26	TRANSFER PUMP No.1 STATUS-RUNNING	16-DI	1	1	2	PUMP1_STAT_IN
27	TRANSFER PUMP No.2 STATUS-ALARM	16-DI	1	1	3	PUMP2_ALRM_IN
28	TRANSFER PUMP No.2 STATUS-RUNNING	16-DI	1	1	4	PUMP2_STAT_IN
29	TRANSFER PUMP No.3 STATUS-ALARM	16-DI	1	1	5	PUMP3_ALRM_IN
30	TRANSFER PUMP No.3 STATUS-RUNNING	16-DI	1	1	6	PUMP3_STAT_IN
31	TRANSFER PUMP No.4 STATUS-ALARM	16-DI	1	1	7	PUMP4_ALRM_IN
32	TRANSFER PUMP No.4 STATUS-RUNNING	16-DI	1	1	8	PUMP4_STAT_IN
33	TRANSFER PUMP No.5 STATUS-ALARM	16-DI	1	1	9	PUMP5_ALRM_IN
34	TRANSFER PUMP No.5 STATUS-RUNNING	16-DI	1	1	10	PUMP5_STAT_IN
35	TRANSFER PUMP No.6 STATUS-ALARM	16-DI	1	1	11	PUMP6_ALRM_IN
36	TRANSFER PUMP No.6 STATUS-RUNNING	16-DI	1	1	12	PUMP6_STAT_IN
37	TRANSFER PUMP No.7 STATUS-ALARM	16-DI	1	1	13	PUMP7_ALRM_IN
38	TRANSFER PUMP No.7 STATUS-RUNNING	16-DI	1	1	14	PUMP7_STAT_IN
39	TRANSFER PUMP No.8 STATUS-ALARM	16-DI	1	1	15	PUMP8_ALRM_IN
40	TRANSFER PUMP No.8 STATUS-RUNNING	16-DI	1	1	16	PUMP8_STAT_IN
41	TRANSFER PUMP No.9 STATUS-ALARM	16-DI	1	2	1	PUMP9_ALRM_IN
42	TRANSFER PUMP No.9 STATUS-RUNNING	16-DI	1	2	2	PUMP9_STAT_IN
43	TRANSFER PUMP No.10 STATUS-ALARM	16-DI	1	2	3	PUMP10_ALRM_IN
44	TRANSFER PUMP No.10 STATUS-RUNNING	16-DI	1	2	4	PUMP10_STAT_IN
45	TPS ELECTRICAL BUIIDING SUBSTATION No.1 TRANSFORMER LOW OIL LEVEL	16-DI	1	2	5	TRANSF1_LOLVL_IN
46	TPS ELECTRICAL BUIIDING SUBSTATION No.1 TRANSFORMER HIGH TEMPERATURE	16-DI	1	2	6	TRANSF1_HITEMP_IN
47	TPS ELECTRICAL BUIIDING SUBSTATION No.1 TRANSFORMER POSITION SWITCH C	16-DI	1	2	7	TRANSF1_POSC_IN
48	TPS ELECTRICAL BUIIDING SUBSTATION No.1 TRANSFORMER POSITION SWITCH D	16-DI	1	2	8	TRANSF1_POSD_IN
49	TPS ELECTRICAL BUIIDING SUBSTATION No.2 TRANSFORMER LOW OIL LEVEL	16-DI	1	2	9	TRANSF2_LOLVL_IN
50	TPS ELECTRICAL BUIIDING SUBSTATION No.2 TRANSFORMER HIGH TEMPERATURE	16-DI	1	2	10	TRANSF2_HITEMP_IN
51	TPS ELECTRICAL BUIIDING SUBSTATION No.2 TRANSFORMER POSITION SWITCH C	16-DI	1	2	11	TRANSF2_POSC_IN
52	TPS ELECTRICAL BUIIDING SUBSTATION No.2 TRANSFORMER POSITION SWITCH D	16-DI	1	2	12	TRANSF2_POSD_IN
53	TPS ELECTRICAL BUIIDING SUBSTATION No.3 TRANSFORMER LOW OIL LEVEL	16-DI	1	2	13	TRANSF3_LOLVL_IN
54	TPS ELECTRICAL BUIIDING SUBSTATION No.3 TRANSFORMER HIGH TEMPERATURE	16-DI	1	2	14	TRANSF3_HITEMP_IN
55	TPS ELECTRICAL BUIIDING SUBSTATION No.3 TRANSFORMER POSITION SWITCH C	16-DI	1	2	15	TRANSF3_POSC_IN
56	TPS ELECTRICAL BUIIDING SUBSTATION No.3 TRANSFORMER POSITION SWITCH D	16-DI	1	2	16	TRANSF3_POSD_IN
57	TPS ELECTRICAL BUIIDING SUBSTATION No.4 TRANSFORMER LOW OIL LEVEL	16-DI	1	3	1	TRANSF4_LOLVL_IN
58	TPS ELECTRICAL BUIIDING SUBSTATION No.4 TRANSFORMER HIGH TEMPERATURE	16-DI	1	3	2	TRANSF4_HITEMP_IN
59	TPS ELECTRICAL BUIIDING SUBSTATION No.4 TRANSFORMER POSITION SWITCH C	16-DI	1	3	3	TRANSF4_POSC_IN
60	TPS ELECTRICAL BUIIDING SUBSTATION No.4 TRANSFORMER POSITION SWITCH D	16-DI	1	3	4	TRANSF4_POSD_IN
61	TPS ELECTRICAL BUIIDING SUBSTATION No.1 TIE BREAKER STATUS-TRIPPED	16-DI	1	3	5	TIEBRK1_ALRM_IN
62	TPS ELECTRICAL BUIIDING SUBSTATION No.1 TIE BREAKER STATUS-OPENED	16-DI	1	3	6	TIEBRK1_OPEN_IN
63	TPS ELECTRICAL BUIIDING SUBSTATION No.1 TIE BREAKER STATUS-CLOSED	16-DI	1	3	7	TIEBRK1_CLSD_IN
64	TPS ELECTRICAL BUIIDING SUBSTATION No.1 MAIN BREAKER STATUS-TRIPPED	16-DI	1	3	8	MAINBRK1_ALRM_IN
65	TPS ELECTRICAL BUIIDING SUBSTATION No.1 MAIN BREAKER STATUS-OPENED	16-DI	1	3	9	MAINBRK1_OPEN_IN
66	TPS ELECTRICAL BUIIDING SUBSTATION No.1 MAIN BREAKER STATUS-CLOSED	16-DI	1	3	10	MAINBRK1_CLSD_IN
67	TPS ELECTRICAL BUIIDING SUBSTATION No.2 MAIN BREAKER STATUS-TRIPPED	16-DI	1	3	11	MAINBRK2_ALRM_IN
68	TPS ELECTRICAL BUIIDING SUBSTATION No.2 MAIN BREAKER STATUS-OPENED	16-DI	1	3	12	MAINBRK2_OPEN_IN
69	TPS ELECTRICAL BUIIDING SUBSTATION No.2 MAIN BREAKER STATUS-CLOSED	16-DI	1	3	13	MAINBRK2_CLSD_IN
70	TPS ELECTRICAL BUIIDING SUBSTATION No.2 TIE BREAKER STATUS-TRIPPED	16-DI	1	3	14	TIEBRK2_ALRM_IN
71	TPS ELECTRICAL BUIIDING SUBSTATION No.2 TIE BREAKER STATUS-OPENED	16-DI	1	3	15	TIEBRK2_OPEN_IN
72	TPS ELECTRICAL BUIIDING SUBSTATION No.2 TIE BREAKER STATUS-CLOSED	16-DI	1	3	16	TIEBRK2_CLSD_IN
73	TPS ELECTRICAL BUIIDING SUBSTATION No.3 MAIN BREAKER STATUS-TRIPPED	16-DI	1	4	1	MAINBRK3_ALRM_IN
74	TPS ELECTRICAL BUIIDING SUBSTATION No.3 MAIN BREAKER STATUS-OPENED	16-DI	1	4	2	MAINBRK3_OPEN_IN
75	TPS ELECTRICAL BUIIDING SUBSTATION No.3 MAIN BREAKER STATUS-CLOSED	16-DI	1	4	3	MAINBRK3_CLSD_IN
76	TPS ELECTRICAL BUIIDING SUBSTATION No.3 TIE BREAKER STATUS-TRIPPED	16-DI	1	4	4	TIEBRK3_ALRM_IN
77	TPS ELECTRICAL BUIIDING SUBSTATION No.3 TIE BREAKER STATUS-OPENED	16-DI	1	4	5	TIEBRK3_OPEN_IN

MIAMI-DADE WATER AND SEWER DEPARTMENT  
SOUTH DISTRICT WASTE WATER TREATMENT PLANT  
INPUT/OUTPUT LIST  
RTU SD22 TRANSFER PUMP STATION

ITEM	DESCRIPTION	SIG. TYPE	RACK	CARD	POINT	SIGNAL NAME
78	TPS ELECTRICAL BUIIDING SUBSTATION No.3 TIE BREAKER STATUS-CLOSED	16-DI	1	4	6	TIEBRK3_CLSD_IN
79	TPS ELECTRICAL BUIIDING SUBSTATION No.4 TIE BREAKER STATUS-TRIPPED	16-DI	1	4	7	TIEBRK4_ALRM_IN
80	TPS ELECTRICAL BUIIDING SUBSTATION No.4 TIE BREAKER STATUS-OPENED	16-DI	1	4	8	TIEBRK4_OPEN_IN
81	TPS ELECTRICAL BUIIDING SUBSTATION No.4 TIE BREAKER STATUS-CLOSED	16-DI	1	4	9	TIEBRK4_CLSD_IN
82	TPS ELECTRICAL BUIIDING SUBSTATION No.4 MAIN BREAKER STATUS-TRIPPED	16-DI	1	4	10	MAINBRK4_ALRM_IN
83	TPS ELECTRICAL BUIIDING SUBSTATION No.4 MAIN BREAKER STATUS-OPENED	16-DI	1	4	11	MAINBRK4_OPEN_IN
84	TPS ELECTRICAL BUIIDING SUBSTATION No.4 MAIN BREAKER STATUS-CLOSED	16-DI	1	4	12	MAINBRK4_CLSD_IN
85	AC FAIL ALARM	16-DI	1	4	13	ACFAIL_IN
86	BATTERY LOW ALARM	16-DI	1	4	14	BATTERY_LOW_IN
87	AC SURGE PROTECTOR ALARM	16-DI	1	4	15	ACSURGE_FAIL_IN
88	SPARE	16-DI	1	4	16	
89	SWITCHGEAR NO. 1 LOW OIL LEVEL	16-DI	1	5	1	SWGR1_LOWLVL_IN
90	SWITCHGEAR NO. 1 HIGH TEMPERATURE	16-DI	1	5	2	SWGR1_HITEMP_IN
91	SWITCHGEAR NO. 1 MAIN BREAKER TRIPPED	16-DI	1	5	3	SWGR1MBK_ALRM_IN
92	SWITCHGEAR NO. 1 MAIN BREAKER OPENED	16-DI	1	5	4	SWGR1MBK_OPEN_IN
93	SWITCHGEAR NO. 1 MAIN BREAKER CLOSED	16-DI	1	5	5	SWGR1MBK_CLSD_IN
94	SWITCHGEAR NO. 1 TIE BREAKER TRIPPED	16-DI	1	5	6	SWGR1TBK_ALRM_IN
95	SWITCHGEAR NO. 1 TIE BREAKER OPENED	16-DI	1	5	7	SWGR1TBK_OPEN_IN
96	SWITCHGEAR NO. 1 TIE BREAKER CLOSED	16-DI	1	5	8	SWGR1TBK_CLSD_IN
97	SWITCHGEAR NO. 2 LOW OIL LEVEL	16-DI	1	5	9	SWGR2_LOWLVL_IN
98	SWITCHGEAR NO. 2 HIGH TEMPERATURE	16-DI	1	5	10	SWGR2_HITEMP_IN
99	SWITCHGEAR NO. 2 MAIN BREAKER TRIPPED	16-DI	1	5	11	SWGR2MBK_ALRM_IN
100	SWITCHGEAR NO. 2 MAIN BREAKER OPENED	16-DI	1	5	12	SWGR2MBK_OPEN_IN
101	SWITCHGEAR NO. 2 MAIN BREAKER CLOSED	16-DI	1	5	13	SWGR2MBK_CLSD_IN
102	SWITCHGEAR NO. 2 TIE BREAKER TRIPPED	16-DI	1	5	14	SWGR2TBK_ALRM_IN
103	SWITCHGEAR NO. 2 TIE BREAKER OPENED	16-DI	1	5	15	SWGR2TBK_OPEN_IN
104	SWITCHGEAR NO. 2 TIE BREAKER CLOSED	16-DI	1	5	16	SWGR2TBK_CLSD_IN
105	SPARE	16-DI	1	6	1	
106	SPARE	16-DI	1	6	2	
107	SPARE	16-DI	1	6	3	
108	SPARE	16-DI	1	6	4	
109	SPARE	16-DI	1	6	5	
110	SPARE	16-DI	1	6	6	
111	SPARE	16-DI	1	6	7	
112	SPARE	16-DI	1	6	8	
113	SPARE	16-DI	1	6	9	
114	SPARE	16-DI	1	6	10	
115	SPARE	16-DI	1	6	11	
116	SPARE	16-DI	1	6	12	
117	SPARE	16-DI	1	6	13	
118	SPARE	16-DI	1	6	14	
119	SPARE	16-DI	1	6	15	
120	SPARE	16-DI	1	6	16	
121						
122	SIGNALS FROM SCREW PUMPS PLC					
123						
124	TRANSFER PUMP No.1 STATUS-REMOTE					PUMP1_REMOTE_IN
125	TRANSFER PUMP No.1 COMMAND-START/STOP					PUMP1_START_OUT
126	TRANSFER PUMP No.1 LUBE OIL PUMP HIGH TEMPERATURE-ALARM					PMP1OIL_HITEMP_IN
127	TRANSFER PUMP No.1 UPPER BEARING HIGH TEMPERATURE-ALARM					PMP1UBR_HITEMP_IN
128	TRANSFER PUMP No.1 LOWER BEARING HIGH TEMPERATURE-ALARM					PMP1LBR_HITEMP_IN
129	TRANSFER PUMP No.1 MOTOR WINDING TEMPERATURE - HIGH-ALARM					PMP1WND_HITEMP_IN
130	TRANSFER PUMP No.1 MOTOR BEARING TEMPERATURE - HIGH-ALARM					PMP1MBR_HITEMP_IN
131	TRANSFER PUMP No.1 MOTOR DISCONNECT - OPEN-ALARM					PMP1MDS_OPEN_IN
132						
133	TRANSFER PUMP No.2 STATUS-REMOTE					PUMP2_REMOTE_IN
134	TRANSFER PUMP No.2 COMMAND-START/STOP					PUMP2_START_OUT
135	TRANSFER PUMP No.2 LUBE OIL PUMP HIGH TEMPERATURE-ALARM					PMP2OIL_HITEMP_IN
136	TRANSFER PUMP No.2 UPPER BEARING HIGH TEMPERATURE-ALARM					PMP2UBR_HITEMP_IN
137	TRANSFER PUMP No.2 LOWER BEARING HIGH TEMPERATURE-ALARM					PMP2LBR_HITEMP_IN
138	TRANSFER PUMP No.2 MOTOR WINDING TEMPERATURE - HIGH-ALARM					PMP2WND_HITEMP_IN
139	TRANSFER PUMP No.2 MOTOR BEARING TEMPERATURE - HIGH-ALARM					PMP2MBR_HITEMP_IN
140	TRANSFER PUMP No.2 MOTOR DISCONNECT - OPEN-ALARM					PMP2MDS_OPEN_IN
141						
142	TRANSFER PUMP No.3 STATUS-REMOTE					PUMP3_REMOTE_IN
143	TRANSFER PUMP No.3 COMMAND-START/STOP					PUMP3_START_OUT
144	TRANSFER PUMP No.3 LUBE OIL PUMP HIGH TEMPERATURE-ALARM					PMP3OIL_HITEMP_IN
145	TRANSFER PUMP No.3 UPPER BEARING HIGH TEMPERATURE-ALARM					PMP3UBR_HITEMP_IN
146	TRANSFER PUMP No.3 LOWER BEARING HIGH TEMPERATURE-ALARM					PMP3LBR_HITEMP_IN
147	TRANSFER PUMP No.3 MOTOR WINDING TEMPERATURE - HIGH-ALARM					PMP3WND_HITEMP_IN
148	TRANSFER PUMP No.3 MOTOR BEARING TEMPERATURE - HIGH-ALARM					PMP3MBR_HITEMP_IN
149	TRANSFER PUMP No.3 MOTOR DISCONNECT - OPEN-ALARM					PMP3MDS_OPEN_IN
150						
151	TRANSFER PUMP No.4 STATUS-REMOTE					PUMP4_REMOTE_IN
152	TRANSFER PUMP No.4 COMMAND-START/STOP					PUMP4_START_OUT
153	TRANSFER PUMP No.4 LUBE OIL PUMP HIGH TEMPERATURE-ALARM					PMP4OIL_HITEMP_IN

MIAMI-DADE WATER AND SEWER DEPARTMENT  
SOUTH DISTRICT WASTE WATER TREATMENT PLANT  
INPUT/OUTPUT LIST  
RTU SD22 TRANSFER PUMP STATION

ITEM	DESCRIPTION	SIG. TYPE	RACK	CARD	POINT	SIGNAL NAME
154	TRANSFER PUMP No.4 UPPER BEARING HIGH TEMPERATURE-ALARM					PMP4UBR_HITEMP_IN
155	TRANSFER PUMP No.4 LOWER BEARING HIGH TEMPERATURE-ALARM					PMP4LBR_HITEMP_IN
156	TRANSFER PUMP No.4 MOTOR WINDING TEMPERATURE - HIGH-ALARM					PMP4WND_HITEMP_IN
157	TRANSFER PUMP No.4 MOTOR BEARING TEMPERATURE - HIGH-ALARM					PMP4MBR_HITEMP_IN
158	TRANSFER PUMP No.4 MOTOR DISCONNECT - OPEN-ALARM					PMP4MDS_OPEN_IN
159						
160	TRANSFER PUMP No.5 STATUS-REMOTE					PUMP5_REMOTE_IN
161	TRANSFER PUMP No.5 COMMAND-START/STOP					PUMP5_START_OUT
162	TRANSFER PUMP No.5 LUBE OIL PUMP HIGH TEMPERATURE-ALARM					PMP5OIL_HITEMP_IN
163	TRANSFER PUMP No.5 UPPER BEARING HIGH TEMPERATURE-ALARM					PMP5UBR_HITEMP_IN
164	TRANSFER PUMP No.5 LOWER BEARING HIGH TEMPERATURE-ALARM					PMP5LBR_HITEMP_IN
165	TRANSFER PUMP No.5 MOTOR WINDING TEMPERATURE - HIGH-ALARM					PMP5WND_HITEMP_IN
166	TRANSFER PUMP No.5 MOTOR BEARING TEMPERATURE - HIGH-ALARM					PMP5MBR_HITEMP_IN
167	TRANSFER PUMP No.5 MOTOR DISCONNECT - OPEN-ALARM					PMP5MDS_OPEN_IN
168						
169	TRANSFER PUMP No.6 STATUS-REMOTE					PUMP6_REMOTE_IN
170	TRANSFER PUMP No.6 COMMAND-START/STOP					PUMP6_START_OUT
171	TRANSFER PUMP No.6 LUBE OIL PUMP HIGH TEMPERATURE-ALARM					PMP6OIL_HITEMP_IN
172	TRANSFER PUMP No.6 UPPER BEARING HIGH TEMPERATURE-ALARM					PMP6UBR_HITEMP_IN
173	TRANSFER PUMP No.6 LOWER BEARING HIGH TEMPERATURE-ALARM					PMP6LBR_HITEMP_IN
174	TRANSFER PUMP No.6 MOTOR WINDING TEMPERATURE - HIGH-ALARM					PMP6WND_HITEMP_IN
175	TRANSFER PUMP No.6 MOTOR BEARING TEMPERATURE - HIGH-ALARM					PMP6MBR_HITEMP_IN
176	TRANSFER PUMP No.6 MOTOR DISCONNECT - OPEN-ALARM					PMP6MDS_OPEN_IN
177						
178	TRANSFER PUMP No.7 STATUS-REMOTE					PUMP7_REMOTE_IN
179	TRANSFER PUMP No.7 COMMAND-START/STOP					PUMP7_START_OUT
180	TRANSFER PUMP No.7 LUBE OIL PUMP HIGH TEMPERATURE-ALARM					PMP7OIL_HITEMP_IN
181	TRANSFER PUMP No.7 UPPER BEARING HIGH TEMPERATURE-ALARM					PMP7UBR_HITEMP_IN
182	TRANSFER PUMP No.7 LOWER BEARING HIGH TEMPERATURE-ALARM					PMP7LBR_HITEMP_IN
183	TRANSFER PUMP No.7 MOTOR WINDING TEMPERATURE - HIGH-ALARM					PMP7WND_HITEMP_IN
184	TRANSFER PUMP No.7 MOTOR BEARING TEMPERATURE - HIGH-ALARM					PMP7MBR_HITEMP_IN
185	TRANSFER PUMP No.7 MOTOR DISCONNECT - OPEN-ALARM					PMP7MDS_OPEN_IN
186						
187	TRANSFER PUMP No.8 STATUS-REMOTE					PUMP8_REMOTE_IN
188	TRANSFER PUMP No.8 COMMAND-START/STOP					PUMP8_START_OUT
189	TRANSFER PUMP No.8 LUBE OIL PUMP HIGH TEMPERATURE-ALARM					PMP8OIL_HITEMP_IN
190	TRANSFER PUMP No.8 UPPER BEARING HIGH TEMPERATURE-ALARM					PMP8UBR_HITEMP_IN
191	TRANSFER PUMP No.8 LOWER BEARING HIGH TEMPERATURE-ALARM					PMP8LBR_HITEMP_IN
192	TRANSFER PUMP No.8 MOTOR WINDING TEMPERATURE - HIGH-ALARM					PMP8WND_HITEMP_IN
193	TRANSFER PUMP No.8 MOTOR BEARING TEMPERATURE - HIGH-ALARM					PMP8MBR_HITEMP_IN
194	TRANSFER PUMP No.8 MOTOR DISCONNECT - OPEN-ALARM					PMP8MDS_OPEN_IN
195						
196	TRANSFER PUMP No.9 STATUS-REMOTE					PUMP9_REMOTE_IN
197	TRANSFER PUMP No.9 COMMAND-START/STOP					PUMP9_START_OUT
198	TRANSFER PUMP No.9 LUBE OIL PUMP HIGH TEMPERATURE-ALARM					PMP9OIL_HITEMP_IN
199	TRANSFER PUMP No.9 UPPER BEARING HIGH TEMPERATURE-ALARM					PMP9UBR_HITEMP_IN
200	TRANSFER PUMP No.9 LOWER BEARING HIGH TEMPERATURE-ALARM					PMP9LBR_HITEMP_IN
201	TRANSFER PUMP No.9 MOTOR WINDING TEMPERATURE - HIGH-ALARM					PMP9WND_HITEMP_IN
202	TRANSFER PUMP No.9 MOTOR BEARING TEMPERATURE - HIGH-ALARM					PMP9MBR_HITEMP_IN
203	TRANSFER PUMP No.9 MOTOR DISCONNECT - OPEN-ALARM					PMP9MDS_OPEN_IN
204						
205	TRANSFER PUMP No.10 STATUS-REMOTE					PUMP10_REMOTE_IN
206	TRANSFER PUMP No.10 COMMAND-START/STOP					PUMP10_START_OUT
207	TRANSFER PUMP No.10 LUBE OIL PUMP HIGH TEMPERATURE-ALARM					PMP10OIL_HITEMP_IN
208	TRANSFER PUMP No.10 UPPER BEARING HIGH TEMPERATURE-ALARM					PMP10UBR_HITEMP_IN
209	TRANSFER PUMP No.10 LOWER BEARING HIGH TEMPERATURE-ALARM					PMP10LBR_HITEMP_IN
210	TRANSFER PUMP No.10 MOTOR WINDING TEMPERATURE - HIGH-ALARM					PMP10WND_HITEMP_IN
211	TRANSFER PUMP No.10 MOTOR BEARING TEMPERATURE - HIGH-ALARM					PMP10MBR_HITEMP_IN
212	TRANSFER PUMP No.10 MOTOR DISCONNECT - OPEN-ALARM					PMP10MDS_OPEN_IN
213						
214	TRANSFER PUMP No.1 SOUTH SPRAY WATER VALVE STATUS-AUTO					SSPRAY1_AUTO_IN
215	TRANSFER PUMP No.1 SOUTH SPRAY WATER VALVE STATUS-OPENED					SSPRAY1_OPEN_IN
216	TRANSFER PUMP No.1 SOUTH SPRAY WATER VALVE STATUS-CLOSED					SSPRAY1_CLSD_IN
217	TRANSFER PUMP No.1 SOUTH SPRAY WATER VALVE COMMAND-OPEN					SSPRAY1_OPEN_OUT
218	TRANSFER PUMP No.1 SOUTH SPRAY WATER VALVE COMMAND-CLOSE					SSPRAY1_CLSD_OUT
219	TRANSFER PUMP No.1 NORTH SPRAY WATER VALVE STATUS-AUTO					NSPRAY1_AUTO_IN
220	TRANSFER PUMP No.1 NORTH SPRAY WATER VALVE STATUS-OPENED					NSPRAY1_OPEN_IN
221	TRANSFER PUMP No.1 NORTH SPRAY WATER VALVE STATUS-CLOSED					NSPRAY1_CLSD_IN
222	TRANSFER PUMP No.1 NORTH SPRAY WATER VALVE COMMAND-OPEN					NSPRAY1_OPEN_OUT
223	TRANSFER PUMP No.1 NORTH SPRAY WATER VALVE COMMAND-CLOSE					NSPRAY1_CLSD_OUT
224						
225	TRANSFER PUMP No.2 SOUTH SPRAY WATER VALVE STATUS-AUTO					SSPRAY2_AUTO_IN
226	TRANSFER PUMP No.2 SOUTH SPRAY WATER VALVE STATUS-OPENED					SSPRAY2_OPEN_IN
227	TRANSFER PUMP No.2 SOUTH SPRAY WATER VALVE STATUS-CLOSED					SSPRAY2_CLSD_IN
228	TRANSFER PUMP No.2 SOUTH SPRAY WATER VALVE COMMAND-OPEN					SSPRAY2_OPEN_OUT
229	TRANSFER PUMP No.2 SOUTH SPRAY WATER VALVE COMMAND-CLOSE					SSPRAY2_CLSD_OUT

MIAMI-DADE WATER AND SEWER DEPARTMENT  
SOUTH DISTRICT WASTE WATER TREATMENT PLANT  
INPUT/OUTPUT LIST  
RTU SD22 TRANSFER PUMP STATION

ITEM	DESCRIPTION	SIG. TYPE	RACK	CARD	POINT	SIGNAL NAME
230	TRANSFER PUMP No.2 NORTH SPRAY WATER VALVE STATUS-AUTO					NSPRAY2_AUTO_IN
231	TRANSFER PUMP No.2 NORTH SPRAY WATER VALVE STATUS-OPENED					NSPRAY2_OPEN_IN
232	TRANSFER PUMP No.2 NORTH SPRAY WATER VALVE STATUS-CLOSED					NSPRAY2_CLSD_IN
233	TRANSFER PUMP No.2 NORTH SPRAY WATER VALVE COMMAND-OPEN					NSPRAY2_OPEN_OUT
234	TRANSFER PUMP No.2 NORTH SPRAY WATER VALVE COMMAND-CLOSE					NSPRAY2_CLSD_OUT
235						
236	TRANSFER PUMP No.3 SOUTH SPRAY WATER VALVE STATUS-AUTO					SSPRAY3_AUTO_IN
237	TRANSFER PUMP No.3 SOUTH SPRAY WATER VALVE STATUS-OPENED					SSPRAY3_OPEN_IN
238	TRANSFER PUMP No.3 SOUTH SPRAY WATER VALVE STATUS-CLOSED					SSPRAY3_CLSD_IN
239	TRANSFER PUMP No.3 SOUTH SPRAY WATER VALVE COMMAND-OPEN					SSPRAY3_OPEN_OUT
240	TRANSFER PUMP No.3 SOUTH SPRAY WATER VALVE COMMAND-CLOSE					SSPRAY3_CLSD_OUT
241	TRANSFER PUMP No.3 NORTH SPRAY WATER VALVE STATUS-AUTO					NSPRAY3_AUTO_IN
242	TRANSFER PUMP No.3 NORTH SPRAY WATER VALVE STATUS-OPENED					NSPRAY3_OPEN_IN
243	TRANSFER PUMP No.3 NORTH SPRAY WATER VALVE STATUS-CLOSED					NSPRAY3_CLSD_IN
244	TRANSFER PUMP No.3 NORTH SPRAY WATER VALVE COMMAND-OPEN					NSPRAY3_OPEN_OUT
245	TRANSFER PUMP No.3 NORTH SPRAY WATER VALVE COMMAND-CLOSE					NSPRAY3_CLSD_OUT
246						
247	TRANSFER PUMP No.4 SOUTH SPRAY WATER VALVE STATUS-AUTO					SSPRAY4_AUTO_IN
248	TRANSFER PUMP No.4 SOUTH SPRAY WATER VALVE STATUS-OPENED					SSPRAY4_OPEN_IN
249	TRANSFER PUMP No.4 SOUTH SPRAY WATER VALVE STATUS-CLOSED					SSPRAY4_CLSD_IN
250	TRANSFER PUMP No.4 SOUTH SPRAY WATER VALVE COMMAND-OPEN					SSPRAY4_OPEN_OUT
251	TRANSFER PUMP No.4 SOUTH SPRAY WATER VALVE COMMAND-CLOSE					SSPRAY4_CLSD_OUT
252	TRANSFER PUMP No.4 NORTH SPRAY WATER VALVE STATUS-AUTO					NSPRAY4_AUTO_IN
253	TRANSFER PUMP No.4 NORTH SPRAY WATER VALVE STATUS-OPENED					NSPRAY4_OPEN_IN
254	TRANSFER PUMP No.4 NORTH SPRAY WATER VALVE STATUS-CLOSED					NSPRAY4_CLSD_IN
255	TRANSFER PUMP No.4 NORTH SPRAY WATER VALVE COMMAND-OPEN					NSPRAY4_OPEN_OUT
256	TRANSFER PUMP No.4 NORTH SPRAY WATER VALVE COMMAND-CLOSE					NSPRAY4_CLSD_OUT
257						
258	TRANSFER PUMP No.5 SOUTH SPRAY WATER VALVE STATUS-AUTO					SSPRAY5_AUTO_IN
259	TRANSFER PUMP No.5 SOUTH SPRAY WATER VALVE STATUS-OPENED					SSPRAY5_OPEN_IN
260	TRANSFER PUMP No.5 SOUTH SPRAY WATER VALVE STATUS-CLOSED					SSPRAY5_CLSD_IN
261	TRANSFER PUMP No.5 SOUTH SPRAY WATER VALVE COMMAND-OPEN					SSPRAY5_OPEN_OUT
262	TRANSFER PUMP No.5 SOUTH SPRAY WATER VALVE COMMAND-CLOSE					SSPRAY5_CLSD_OUT
263	TRANSFER PUMP No.5 NORTH SPRAY WATER VALVE STATUS-AUTO					NSPRAY5_AUTO_IN
264	TRANSFER PUMP No.5 NORTH SPRAY WATER VALVE STATUS-OPENED					NSPRAY5_OPEN_IN
265	TRANSFER PUMP No.5 NORTH SPRAY WATER VALVE STATUS-CLOSED					NSPRAY5_CLSD_IN
266	TRANSFER PUMP No.5 NORTH SPRAY WATER VALVE COMMAND-OPEN					NSPRAY5_OPEN_OUT
267	TRANSFER PUMP No.5 NORTH SPRAY WATER VALVE COMMAND-CLOSE					NSPRAY5_CLSD_OUT
268						
269	TRANSFER PUMP No.6 SOUTH SPRAY WATER VALVE STATUS-AUTO					SSPRAY6_AUTO_IN
270	TRANSFER PUMP No.6 SOUTH SPRAY WATER VALVE STATUS-OPENED					SSPRAY6_OPEN_IN
271	TRANSFER PUMP No.6 SOUTH SPRAY WATER VALVE STATUS-CLOSED					SSPRAY6_CLSD_IN
272	TRANSFER PUMP No.6 SOUTH SPRAY WATER VALVE COMMAND-OPEN					SSPRAY6_OPEN_OUT
273	TRANSFER PUMP No.6 SOUTH SPRAY WATER VALVE COMMAND-CLOSE					SSPRAY6_CLSD_OUT
274	TRANSFER PUMP No.6 NORTH SPRAY WATER VALVE STATUS-AUTO					NSPRAY6_AUTO_IN
275	TRANSFER PUMP No.6 NORTH SPRAY WATER VALVE STATUS-OPENED					NSPRAY6_OPEN_IN
276	TRANSFER PUMP No.6 NORTH SPRAY WATER VALVE STATUS-CLOSED					NSPRAY6_CLSD_IN
277	TRANSFER PUMP No.6 NORTH SPRAY WATER VALVE COMMAND-OPEN					NSPRAY6_OPEN_OUT
278	TRANSFER PUMP No.6 NORTH SPRAY WATER VALVE COMMAND-CLOSE					NSPRAY6_CLSD_OUT
279						
280	TRANSFER PUMP No.7 SOUTH SPRAY WATER VALVE STATUS-AUTO					SSPRAY7_AUTO_IN
281	TRANSFER PUMP No.7 SOUTH SPRAY WATER VALVE STATUS-OPENED					SSPRAY7_OPEN_IN
282	TRANSFER PUMP No.7 SOUTH SPRAY WATER VALVE STATUS-CLOSED					SSPRAY7_CLSD_IN
283	TRANSFER PUMP No.7 SOUTH SPRAY WATER VALVE COMMAND-OPEN					SSPRAY7_OPEN_OUT
284	TRANSFER PUMP No.7 SOUTH SPRAY WATER VALVE COMMAND-CLOSE					SSPRAY7_CLSD_OUT
285	TRANSFER PUMP No.7 NORTH SPRAY WATER VALVE STATUS-AUTO					NSPRAY7_AUTO_IN
286	TRANSFER PUMP No.7 NORTH SPRAY WATER VALVE STATUS-OPENED					NSPRAY7_OPEN_IN
287	TRANSFER PUMP No.7 NORTH SPRAY WATER VALVE STATUS-CLOSED					NSPRAY7_CLSD_IN
288	TRANSFER PUMP No.7 NORTH SPRAY WATER VALVE COMMAND-OPEN					NSPRAY7_OPEN_OUT
289	TRANSFER PUMP No.7 NORTH SPRAY WATER VALVE COMMAND-CLOSE					NSPRAY7_CLSD_OUT
290						
291	TRANSFER PUMP No.8 SOUTH SPRAY WATER VALVE STATUS-AUTO					SSPRAY8_AUTO_IN
292	TRANSFER PUMP No.8 SOUTH SPRAY WATER VALVE STATUS-OPENED					SSPRAY8_OPEN_IN
293	TRANSFER PUMP No.8 SOUTH SPRAY WATER VALVE STATUS-CLOSED					SSPRAY8_CLSD_IN
294	TRANSFER PUMP No.8 SOUTH SPRAY WATER VALVE COMMAND-OPEN					SSPRAY8_OPEN_OUT
295	TRANSFER PUMP No.8 SOUTH SPRAY WATER VALVE COMMAND-CLOSE					SSPRAY8_CLSD_OUT
296	TRANSFER PUMP No.8 NORTH SPRAY WATER VALVE STATUS-AUTO					NSPRAY8_AUTO_IN
297	TRANSFER PUMP No.8 NORTH SPRAY WATER VALVE STATUS-OPENED					NSPRAY8_OPEN_IN
298	TRANSFER PUMP No.8 NORTH SPRAY WATER VALVE STATUS-CLOSED					NSPRAY8_CLSD_IN
299	TRANSFER PUMP No.8 NORTH SPRAY WATER VALVE COMMAND-OPEN					NSPRAY8_OPEN_OUT
300	TRANSFER PUMP No.8 NORTH SPRAY WATER VALVE COMMAND-CLOSE					NSPRAY8_CLSD_OUT
301						
302	TRANSFER PUMP No.9 SOUTH SPRAY WATER VALVE STATUS-AUTO					SSPRAY9_AUTO_IN
303	TRANSFER PUMP No.9 SOUTH SPRAY WATER VALVE STATUS-OPENED					SSPRAY9_OPEN_IN
304	TRANSFER PUMP No.9 SOUTH SPRAY WATER VALVE STATUS-CLOSED					SSPRAY9_CLSD_IN
305	TRANSFER PUMP No.9 SOUTH SPRAY WATER VALVE COMMAND-OPEN					SSPRAY9_OPEN_OUT

MIAMI-DADE WATER AND SEWER DEPARTMENT  
SOUTH DISTRICT WASTE WATER TREATMENT PLANT  
INPUT/OUTPUT LIST  
RTU SD22 TRANSFER PUMP STATION

ITEM	DESCRIPTION	SIG. TYPE	RACK	CARD	POINT	SIGNAL NAME
306	TRANSFER PUMP No.9 SOUTH SPRAY WATER VALVE COMMAND-CLOSE					SSPRAY9_CLSD_OUT
307	TRANSFER PUMP No.9 NORTH SPRAY WATER VALVE STATUS-AUTO					NSPRAY9_AUTO_IN
308	TRANSFER PUMP No.9 NORTH SPRAY WATER VALVE STATUS-OPENED					NSPRAY9_OPEN_IN
309	TRANSFER PUMP No.9 NORTH SPRAY WATER VALVE STATUS-CLOSED					NSPRAY9_CLSD_IN
310	TRANSFER PUMP No.9 NORTH SPRAY WATER VALVE COMMAND-OPEN					NSPRAY9_OPEN_OUT
311	TRANSFER PUMP No.9 NORTH SPRAY WATER VALVE COMMAND-CLOSE					NSPRAY9_CLSD_OUT
312						
313	TRANSFER PUMP No.10 SOUTH SPRAY WATER VALVE STATUS-AUTO					SSPRAY10_AUTO_IN
314	TRANSFER PUMP No.10 SOUTH SPRAY WATER VALVE STATUS-OPENED					SSPRAY10_OPEN_IN
315	TRANSFER PUMP No.10 SOUTH SPRAY WATER VALVE STATUS-CLOSED					SSPRAY10_CLSD_IN
316	TRANSFER PUMP No.10 SOUTH SPRAY WATER VALVE COMMAND-OPEN					SSPRAY10_OPEN_OUT
317	TRANSFER PUMP No.10 SOUTH SPRAY WATER VALVE COMMAND-CLOSE					SSPRAY10_CLSD_OUT
318	TRANSFER PUMP No.10 NORTH SPRAY WATER VALVE STATUS-AUTO					NSPRAY10_AUTO_IN
319	TRANSFER PUMP No.10 NORTH SPRAY WATER VALVE STATUS-OPENED					NSPRAY10_OPEN_IN
320	TRANSFER PUMP No.10 NORTH SPRAY WATER VALVE STATUS-CLOSED					NSPRAY10_CLSD_IN
321	TRANSFER PUMP No.10 NORTH SPRAY WATER VALVE COMMAND-OPEN					NSPRAY10_OPEN_OUT
322	TRANSFER PUMP No.10 NORTH SPRAY WATER VALVE COMMAND-CLOSE					NSPRAY10_CLSD_OUT
323						
324	TRANSFER PUMP No.1 GEARBOX INLINE FILTER PUMP RUNNING					GBXFLT1_STAT_IN
325	TRANSFER PUMP No.1 GEARBOX INLINE FILTER PUMP FAULT					GBXFLT1_FAIL_IN
326	TRANSFER PUMP No.1 LUBE PUMP NO GREASE FLOW ALARM					GBXLUB1_LFLOW_IN
327	TRANSFER PUMP No.1 LUBE PUMP GREASE RESERVOIR LOW ALARM					GBXLUB1_LOWLVL_IN
328	TRANSFER PUMP No.1 GEAR REDUCER TEMPERATURE HIGH HIGH ALARM					GBXRED1_HHTEMP_IN
329	TRANSFER PUMP No.1 GEAR REDUCER LOW OIL PRESSURE ALARM					GBXRED1_LPRESS_IN
330	TRANSFER PUMP No.1 BEARING LUBE PUMP SYSTEM RUNNING					LUBPMP1_STAT_IN
331	TRANSFER PUMP No.1 BEARING LUBE PUMP SYSTEM FAULT					LUBPMP1_FAIL_IN
332						
333	TRANSFER PUMP No.2 GEARBOX INLINE FILTER PUMP RUNNING					GBXFLT2_STAT_IN
334	TRANSFER PUMP No.2 GEARBOX INLINE FILTER PUMP FAULT					GBXFLT2_FAIL_IN
335	TRANSFER PUMP No.2 LUBE PUMP NO GREASE FLOW ALARM					GBXLUB2_LFLOW_IN
336	TRANSFER PUMP No.2 LUBE PUMP GREASE RESERVOIR LOW ALARM					GBXLUB2_LOWLVL_IN
337	TRANSFER PUMP No.2 GEAR REDUCER TEMPERATURE HIGH HIGH ALARM					GBXRED2_HHTEMP_IN
338	TRANSFER PUMP No.2 GEAR REDUCER LOW OIL PRESSURE ALARM					GBXRED2_LPRESS_IN
339	TRANSFER PUMP No.2 BEARING LUBE PUMP SYSTEM RUNNING					LUBPMP2_STAT_IN
340	TRANSFER PUMP No.2 BEARING LUBE PUMP SYSTEM FAULT					LUBPMP2_FAIL_IN
341						
342	TRANSFER PUMP No.3 GEARBOX INLINE FILTER PUMP RUNNING					GBXFLT3_STAT_IN
343	TRANSFER PUMP No.3 GEARBOX INLINE FILTER PUMP FAULT					GBXFLT3_FAIL_IN
344	TRANSFER PUMP No.3 LUBE PUMP NO GREASE FLOW ALARM					GBXLUB3_LFLOW_IN
345	TRANSFER PUMP No.3 LUBE PUMP GREASE RESERVOIR LOW ALARM					GBXLUB3_LOWLVL_IN
346	TRANSFER PUMP No.3 GEAR REDUCER TEMPERATURE HIGH HIGH ALARM					GBXRED3_HHTEMP_IN
347	TRANSFER PUMP No.3 GEAR REDUCER LOW OIL PRESSURE ALARM					GBXRED3_LPRESS_IN
348	TRANSFER PUMP No.3 BEARING LUBE PUMP SYSTEM RUNNING					LUBPMP3_STAT_IN
349	TRANSFER PUMP No.3 BEARING LUBE PUMP SYSTEM FAULT					LUBPMP3_FAIL_IN
350						
351	TRANSFER PUMP No.4 GEARBOX INLINE FILTER PUMP RUNNING					GBXFLT4_STAT_IN
352	TRANSFER PUMP No.4 GEARBOX INLINE FILTER PUMP FAULT					GBXFLT4_FAIL_IN
353	TRANSFER PUMP No.4 LUBE PUMP NO GREASE FLOW ALARM					GBXLUB4_LFLOW_IN
354	TRANSFER PUMP No.4 LUBE PUMP GREASE RESERVOIR LOW ALARM					GBXLUB4_LOWLVL_IN
355	TRANSFER PUMP No.4 GEAR REDUCER TEMPERATURE HIGH HIGH ALARM					GBXRED4_HHTEMP_IN
356	TRANSFER PUMP No.4 GEAR REDUCER LOW OIL PRESSURE ALARM					GBXRED4_LPRESS_IN
357	TRANSFER PUMP No.4 BEARING LUBE PUMP SYSTEM RUNNING					LUBPMP4_STAT_IN
358	TRANSFER PUMP No.4 BEARING LUBE PUMP SYSTEM FAULT					LUBPMP4_FAIL_IN
359						
360	TRANSFER PUMP No.5 GEARBOX INLINE FILTER PUMP RUNNING					GBXFLT5_STAT_IN
361	TRANSFER PUMP No.5 GEARBOX INLINE FILTER PUMP FAULT					GBXFLT5_FAIL_IN
362	TRANSFER PUMP No.5 LUBE PUMP NO GREASE FLOW ALARM					GBXLUB5_LFLOW_IN
363	TRANSFER PUMP No.5 LUBE PUMP GREASE RESERVOIR LOW ALARM					GBXLUB5_LOWLVL_IN
364	TRANSFER PUMP No.5 GEAR REDUCER TEMPERATURE HIGH HIGH ALARM					GBXRED5_HHTEMP_IN
365	TRANSFER PUMP No.5 GEAR REDUCER LOW OIL PRESSURE ALARM					GBXRED5_LPRESS_IN
366	TRANSFER PUMP No.5 BEARING LUBE PUMP SYSTEM RUNNING					LUBPMP5_STAT_IN
367	TRANSFER PUMP No.5 BEARING LUBE PUMP SYSTEM FAULT					LUBPMP5_FAIL_IN
368						
369	TRANSFER PUMP No.6 GEARBOX INLINE FILTER PUMP RUNNING					GBXFLT6_STAT_IN
370	TRANSFER PUMP No.6 GEARBOX INLINE FILTER PUMP FAULT					GBXFLT6_FAIL_IN
371	TRANSFER PUMP No.6 LUBE PUMP NO GREASE FLOW ALARM					GBXLUB6_LFLOW_IN
372	TRANSFER PUMP No.6 LUBE PUMP GREASE RESERVOIR LOW ALARM					GBXLUB6_LOWLVL_IN
373	TRANSFER PUMP No.6 GEAR REDUCER TEMPERATURE HIGH HIGH ALARM					GBXRED6_HHTEMP_IN
374	TRANSFER PUMP No.6 GEAR REDUCER LOW OIL PRESSURE ALARM					GBXRED6_LPRESS_IN
375	TRANSFER PUMP No.6 BEARING LUBE PUMP SYSTEM RUNNING					LUBPMP6_STAT_IN
376	TRANSFER PUMP No.6 BEARING LUBE PUMP SYSTEM FAULT					LUBPMP6_FAIL_IN
377						
378	TRANSFER PUMP No.7 GEARBOX INLINE FILTER PUMP RUNNING					GBXFLT7_STAT_IN
379	TRANSFER PUMP No.7 GEARBOX INLINE FILTER PUMP FAULT					GBXFLT7_FAIL_IN
380	TRANSFER PUMP No.7 LUBE PUMP NO GREASE FLOW ALARM					GBXLUB7_LFLOW_IN
381	TRANSFER PUMP No.7 LUBE PUMP GREASE RESERVOIR LOW ALARM					GBXLUB7_LOWLVL_IN

MIAMI-DADE WATER AND SEWER DEPARTMENT  
SOUTH DISTRICT WASTE WATER TREATMENT PLANT  
INPUT/OUTPUT LIST  
RTU SD22 TRANSFER PUMP STATION

ITEM	DESCRIPTION	SIG. TYPE	RACK	CARD	POINT	SIGNAL NAME
382	TRANSFER PUMP No.7 GEAR REDUCER TEMPERATURE HIGH HIGH ALARM					GBXRED7_HHTEMP_IN
383	TRANSFER PUMP No.7 GEAR REDUCER LOW OIL PRESSURE ALARM					GBXRED7_LPRESS_IN
384	TRANSFER PUMP No.7 BEARING LUBE PUMP SYSTEM RUNNING					LUBPMP7_STAT_IN
385	TRANSFER PUMP No.7 BEARING LUBE PUMP SYSTEM FAULT					LUBPMP7_FAIL_IN
386						
387	TRANSFER PUMP No.8 GEARBOX INLINE FILTER PUMP RUNNING					GBXFLT8_STAT_IN
388	TRANSFER PUMP No.8 GEARBOX INLINE FILTER PUMP FAULT					GBXFLT8_FAIL_IN
389	TRANSFER PUMP No.8 LUBE PUMP NO GREASE FLOW ALARM					GBXLUB8_LFLOW_IN
390	TRANSFER PUMP No.8 LUBE PUMP GREASE RESERVOIR LOW ALARM					GBXLUB8_LOWLVL_IN
391	TRANSFER PUMP No.8 GEAR REDUCER TEMPERATURE HIGH HIGH ALARM					GBXRED8_HHTEMP_IN
392	TRANSFER PUMP No.8 GEAR REDUCER LOW OIL PRESSURE ALARM					GBXRED8_LPRESS_IN
393	TRANSFER PUMP No.8 BEARING LUBE PUMP SYSTEM RUNNING					LUBPMP8_STAT_IN
394	TRANSFER PUMP No.8 BEARING LUBE PUMP SYSTEM FAULT					LUBPMP8_FAIL_IN
395						
396	TRANSFER PUMP No.9 GEARBOX INLINE FILTER PUMP RUNNING					GBXFLT9_STAT_IN
397	TRANSFER PUMP No.9 GEARBOX INLINE FILTER PUMP FAULT					GBXFLT9_FAIL_IN
398	TRANSFER PUMP No.9 LUBE PUMP NO GREASE FLOW ALARM					GBXLUB9_LFLOW_IN
399	TRANSFER PUMP No.9 LUBE PUMP GREASE RESERVOIR LOW ALARM					GBXLUB9_LOWLVL_IN
400	TRANSFER PUMP No.9 GEAR REDUCER TEMPERATURE HIGH HIGH ALARM					GBXRED9_HHTEMP_IN
401	TRANSFER PUMP No.9 GEAR REDUCER LOW OIL PRESSURE ALARM					GBXRED9_LPRESS_IN
402	TRANSFER PUMP No.9 BEARING LUBE PUMP SYSTEM RUNNING					LUBPMP9_STAT_IN
403	TRANSFER PUMP No.9 BEARING LUBE PUMP SYSTEM FAULT					LUBPMP9_FAIL_IN
404						
405	TRANSFER PUMP No.10 GEARBOX INLINE FILTER PUMP RUNNING					GBXFLT10_STAT_IN
406	TRANSFER PUMP No.10 GEARBOX INLINE FILTER PUMP FAULT					GBXFLT10_FAIL_IN
407	TRANSFER PUMP No.10 LUBE PUMP NO GREASE FLOW ALARM					GBXLUB10_LFLOW_IN
408	TRANSFER PUMP No.10 LUBE PUMP GREASE RESERVOIR LOW ALARM					GBXLUB10_LOWLVL_IN
409	TRANSFER PUMP No.10 GEAR REDUCER TEMPERATURE HIGH HIGH ALARM					GBXRED10_HHTEMP_IN
410	TRANSFER PUMP No.10 GEAR REDUCER LOW OIL PRESSURE ALARM					GBXRED10_LPRESS_IN
411	TRANSFER PUMP No.10 BEARING LUBE PUMP SYSTEM RUNNING					LUBPMP10_STAT_IN
412	TRANSFER PUMP No.10 BEARING LUBE PUMP SYSTEM FAULT					LUBPMP10_FAIL_IN
413	TRANSFER PUMP No.10 GEARBOX INLINE FILTER PUMP RUNNING					GBXFLT10_STAT_IN
414	TRANSFER PUMP No.10 GEARBOX INLINE FILTER PUMP FAULT					GBXFLT10_FAIL_IN
415	TRANSFER PUMP No.10 LUBE PUMP NO GREASE FLOW ALARM					GBXLUB10_LFLOW_IN
416	TRANSFER PUMP No.10 LUBE PUMP GREASE RESERVOIR LOW ALARM					GBXLUB10_LOWLVL_IN
417	TRANSFER PUMP No.10 GEAR REDUCER TEMPERATURE HIGH HIGH ALARM					GBXRED10_HHTEMP_IN
418	TRANSFER PUMP No.10 GEAR REDUCER LOW OIL PRESSURE ALARM					GBXRED10_LPRESS_IN
419	TRANSFER PUMP No.10 BEARING LUBE PUMP SYSTEM RUNNING					LUBPMP10_STAT_IN
420	TRANSFER PUMP No.10 BEARING LUBE PUMP SYSTEM FAULT					LUBPMP10_FAIL_IN



MIAMI-DADE WATER AND SEWER DEPARTMENT  
SOUTH DISTRICT WASTE WATER TREATMENT PLANT  
INPUT/OUTPUT LIST  
RTU SD24 FILTER SYSTEM

ITEM	DESCRIPTION	SIG.TYPE	RACK	CARD	POINT	SIGNAL NAME
1	AIR SCOUR FLOW TO TRAIN NO. 3	8-AI	2	1	1	AIRSCR3_FLOW_IN
2	TRAIN NO. 3 AIR SCOUR PRESSURE	8-AI	2	1	2	AIRSCR3_PRESS_IN
3	AIR SCOUR FLOW TO TRAIN NO. 4	8-AI	2	1	3	AIRSCR4_FLOW_IN
4	TRAIN NO. 4 AIR SCOUR PRESSURE	8-AI	2	1	4	AIRSCR4_PRESS_IN
5	BACKWASH WASTE TANK NO 3 MIXER SPEED	8-AI	2	1	5	BWWT3MIX_SPD_IN
6	BACKWASH WASTE TANK NO 4 MIXER SPEED	8-AI	2	1	6	BWWT4MIX_SPD_IN
7	BACKWASH SUPPLY STORAGE TANK NO. 2 LEVEL	8-AI	2	1	7	BWSTANK2_LVL_IN
8	BACKWASH FLOW RATE TO FILTER TRAIN NO. 3	8-AI	2	1	8	BWTRAIN3_FLOW_IN
9	BACKWASH FLOW RATE TO FILTER TRAIN NO. 4	8-AI	2	2	1	BWTRAIN4_FLOW_IN
10	BACKWASH FILTER TRAIN NO. 3 MOV POSITION	8-AI	2	2	2	BWTRAIN3_POS_IN
11	BACKWASH FILTER TRAIN NO. 4 MOV POSITION	8-AI	2	2	3	BWTRAIN4_POS_IN
12	BACKWASH WASTE EQUALIZ TANK NO. 2 LEVEL	8-AI	2	2	4	BWWEQT2_LVL_IN
13	BACKWASH WASTE PUMP NO. 4 SPEED INDICATOR	8-AI	2	2	5	BWWPUMP4_SPD_IN
14	BACKWASH WASTE PUMP NO. 5 SPEED INDICATOR	8-AI	2	2	6	BWWPUMP5_SPD_IN
15	BACKWASH WASTE PUMP NO. 6 SPEED INDICATOR	8-AI	2	2	7	BWWPUMP6_SPD_IN
16	BACKWASH TO FILTER TRAIN NO.3 PIPE WATER LEVEL	8-AI	2	2	8	BWT3PWAT_LVL_IN
17	BACKWASH TO FILTER TRAIN NO.4 PIPE WATER LEVEL	8-AI	2	3	1	BWT4PWAT_LVL_IN
18	CHANNEL AIR BLOWER NO. 1 CURRENT	8-AI	2	3	2	AIRBLWR1_CURR_IN
19	CHANNEL AIR BLOWER NO. 2 CURRENT	8-AI	2	3	3	AIRBLWR2_CURR_IN
20	ROOM TEMPERATURE	8-AI	2	3	4	ROOM_TEMP_IN
21	SPARE	8-AI	2	3	5	
22	SPARE	8-AI	2	3	6	
23	SPARE	8-AI	2	3	7	
24	SPARE	8-AI	2	3	8	
25	FLOCCULATION TANK MIXER NO. 1 SPEED INDICATOR	8-AI	3	4	1	FCTKMX1_SPD_IN
26	FLOCCULATION TANK MIXER NO. 2 SPEED INDICATOR	8-AI	3	4	2	FCTKMX2_SPD_IN
27	FLOCCULATION TANK MIXER NO. 3 SPEED INDICATOR	8-AI	3	4	3	FCTKMX3_SPD_IN
28	FLOCCULATION TANK MIXER NO. 4 SPEED INDICATOR	8-AI	3	4	4	FCTKMX4_SPD_IN
29	FLOCCULATION TANK MIXER NO. 5 SPEED INDICATOR	8-AI	3	4	5	FCTKMX5_SPD_IN
30	FLOCCULATION TANK MIXER NO. 6 SPEED INDICATOR	8-AI	3	4	6	FCTKMX6_SPD_IN
31	FLOCCULATION TANK MIXER NO. 7 SPEED INDICATOR	8-AI	3	4	7	FCTKMX7_SPD_IN
32	FLOCCULATION TANK MIXER NO. 8 SPEED INDICATOR	8-AI	3	4	8	FCTKMX8_SPD_IN
33	FLOCCULATION TANK MIXER NO. 9 SPEED INDICATOR	8-AI	3	5	1	FCTKMX9_SPD_IN
34	FLOCCULATION TANK MIXER NO. 10 SPEED INDICATOR	8-AI	3	5	2	FCTKMX10_SPD_IN
35	FLOCCULATION TANK MIXER NO. 11 SPEED INDICATOR	8-AI	3	5	3	FCTKMX11_SPD_IN
36	SPARE	8-AI	3	5	4	
37	SPARE	8-AI	3	5	5	
38	SPARE	8-AI	3	5	6	
39	SPARE	8-AI	3	5	7	
40	SPARE	8-AI	3	5	8	
41	FILTER NO. 13 LEVEL	8-AI	5	4	1	FILTER13_LVL_IN
42	FILTER NO. 13 INFLUENT FLOW RATE	8-AI	5	4	2	FILTER13_FLOW_IN
43	FILTER NO. 14 LEVEL	8-AI	5	4	3	FILTER14_LVL_IN
44	FILTER NO. 14 INFLUENT FLOW RATE	8-AI	5	4	4	FILTER14_FLOW_IN
45	SPARE	8-AI	5	4	5	
46	SPARE	8-AI	5	4	6	
47	SPARE	8-AI	5	4	7	
48	SPARE	8-AI	5	4	8	
49	FILTER NO. 15 LEVEL	8-AI	6	4	1	FILTER15_LVL_IN
50	FILTER NO. 15 INFLUENT FLOW RATE	8-AI	6	4	2	FILTER15_FLOW_IN
51	FILTER NO. 16 LEVEL	8-AI	6	4	3	FILTER16_LVL_IN
52	FILTER NO. 16 INFLUENT FLOW RATE	8-AI	6	4	4	FILTER16_FLOW_IN
53	SPARE	8-AI	6	4	5	
54	SPARE	8-AI	6	4	6	
55	SPARE	8-AI	6	4	7	
56	SPARE	8-AI	6	4	8	
57	FILTER NO. 17 LEVEL	8-AI	7	4	1	FILTER17_LVL_IN
58	FILTER NO. 17 INFLUENT FLOW RATE	8-AI	7	4	2	FILTER17_FLOW_IN
59	FILTER NO. 18 LEVEL	8-AI	7	4	3	FILTER18_LVL_IN
60	FILTER NO. 18 INFLUENT FLOW RATE	8-AI	7	4	4	FILTER18_FLOW_IN
61	SPARE	8-AI	7	4	5	
62	SPARE	8-AI	7	4	6	
63	SPARE	8-AI	7	4	7	
64	SPARE	8-AI	7	4	8	
65	FILTER NO. 19 LEVEL	8-AI	8	4	1	FILTER19_LVL_IN
66	FILTER NO. 19 INFLUENT FLOW RATE	8-AI	8	4	2	FILTER19_FLOW_IN
67	FILTER NO. 20 LEVEL	8-AI	8	4	3	FILTER20_LVL_IN
68	FILTER NO. 20 INFLUENT FLOW RATE	8-AI	8	4	4	FILTER20_FLOW_IN
69	SPARE	8-AI	8	4	5	
70	SPARE	8-AI	8	4	6	
71	SPARE	8-AI	8	4	7	
72	SPARE	8-AI	8	4	8	
73	FILTER NO. 21 LEVEL	8-AI	9	4	1	FILTER21_LVL_IN
74	FILTER NO. 21 INFLUENT FLOW RATE	8-AI	9	4	2	FILTER21_FLOW_IN
75	FILTER NO. 22 LEVEL	8-AI	9	4	3	FILTER22_LVL_IN
76	FILTER NO. 22 INFLUENT FLOW RATE	8-AI	9	4	4	FILTER22_FLOW_IN

MIAMI-DADE WATER AND SEWER DEPARTMENT  
SOUTH DISTRICT WASTE WATER TREATMENT PLANT  
INPUT/OUTPUT LIST  
RTU SD24 FILTER SYSTEM

ITEM	DESCRIPTION	SIG.TYPE	RACK	CARD	POINT	SIGNAL NAME
77	SPARE	8-AI	9	4	5	
78	SPARE	8-AI	9	4	6	
79	SPARE	8-AI	9	4	7	
80	SPARE	8-AI	9	4	8	
81	FILTER NO. 23 LEVEL	8-AI	10	4	1	FILTER23_LVL_IN
82	FILTER NO. 23 INFLUENT FLOW RATE	8-AI	10	4	2	FILTER23_FLOW_IN
83	FILTER NO. 24 LEVEL	8-AI	10	4	3	FILTER24_LVL_IN
84	FILTER NO. 24 INFLUENT FLOW RATE	8-AI	10	4	4	FILTER24_FLOW_IN
85	SPARE	8-AI	10	4	5	
86	SPARE	8-AI	10	4	6	
87	SPARE	8-AI	10	4	7	
88	SPARE	8-AI	10	4	8	
89	BACKWASH WASTE TANK NO 3 MIXER SPEED CNTL	4-AO	2	4	1	BWWT3MIX_SPD_OUT
90	BACKWASH WASTE TANK NO 4 MIXER SPEED CNTL	4-AO	2	4	2	BWWT4MIX_SPD_OUT
91	BACKWASH FILTER TRAIN NO. 3 MOV COMMAND	4-AO	2	4	3	BWTRAIN3_POS_OUT
92	BACKWASH FILTER TRAIN NO. 4 MOV COMMAND	4-AO	2	4	4	BWTRAIN4_POS_OUT
93	BACKWASH WASTE PUMP NO. 4 SPEED CNTL	4-AO	2	5	1	BWWPUMP4_SPD_OUT
94	BACKWASH WASTE PUMP NO. 5 SPEED CNTL	4-AO	2	5	2	BWWPUMP5_SPD_OUT
95	BACKWASH WASTE PUMP NO. 6 SPEED CNTL	4-AO	2	5	3	BWWPUMP6_SPD_OUT
96	SPARE	4-AO	2	5	4	
97	FLOCCULATION TANK MIXER NO. 1 SPEED CONTROL	4-AO	3	6	1	FCTKMX1_SPD_OUT
98	FLOCCULATION TANK MIXER NO. 2 SPEED CONTROL	4-AO	3	6	2	FCTKMX2_SPD_OUT
99	FLOCCULATION TANK MIXER NO. 3 SPEED CONTROL	4-AO	3	6	3	FCTKMX3_SPD_OUT
100	FLOCCULATION TANK MIXER NO. 4 SPEED CONTROL	4-AO	3	6	4	FCTKMX4_SPD_OUT
101	FLOCCULATION TANK MIXER NO. 5 SPEED CONTROL	4-AO	3	7	1	FCTKMX5_SPD_OUT
102	FLOCCULATION TANK MIXER NO. 6 SPEED CONTROL	4-AO	3	7	2	FCTKMX6_SPD_OUT
103	FLOCCULATION TANK MIXER NO. 7 SPEED CONTROL	4-AO	3	7	3	FCTKMX7_SPD_OUT
104	FLOCCULATION TANK MIXER NO. 8 SPEED CONTROL	4-AO	3	7	4	FCTKMX8_SPD_OUT
105	FLOCCULATION TANK MIXER NO. 9 SPEED CONTROL	4-AO	3	8	1	FCTKMX9_SPD_OUT
106	FLOCCULATION TANK MIXER NO. 10 SPEED CONTROL	4-AO	3	8	2	FCTKMX10_SPD_OUT
107	FLOCCULATION TANK MIXER NO. 11 SPEED CONTROL	4-AO	3	8	3	FCTKMX11_SPD_OUT
108	SPARE	4-AO	3	8	4	
109	SPARE	4-AO	4	2	1	
110	SPARE	4-AO	4	2	2	
111	SPARE	4-AO	4	2	3	
112	SPARE	4-AO	4	2	4	
113	AIR SCOUR BLOWER NO. 4 FAIL ALARM	16-DI	1	1	1	ASBLWR4_ALRM_IN
114	AIR SCOUR BLOWER NO. 4 RUNNING	16-DI	1	1	2	ASBLWR4_STAT_IN
115	AIR SCOUR BLOWER NO. 4 REMOTE	16-DI	1	1	3	ASBLWR4_REMOTE_IN
116	AIR SCOUR BLOWER NO. 5 FAIL ALARM	16-DI	1	1	4	ASBLWR5_ALRM_IN
117	AIR SCOUR BLOWER NO. 5 RUNNING	16-DI	1	1	5	ASBLWR5_STAT_IN
118	AIR SCOUR BLOWER NO. 5 REMOTE	16-DI	1	1	6	ASBLWR5_REMOTE_IN
119	AIR SCOUR BLOWER NO. 6 FAIL ALARM	16-DI	1	1	7	ASBLWR6_ALRM_IN
120	AIR SCOUR BLOWER NO. 6 RUNNING	16-DI	1	1	8	ASBLWR6_STAT_IN
121	AIR SCOUR BLOWER NO. 6 REMOTE	16-DI	1	1	9	ASBLWR6_REMOTE_IN
122	TRAIN NO. 3 AIR SCOUR UNLOADING VALVE REMOTE	16-DI	1	1	10	ASUVLV3_AUTO_IN
123	TRAIN NO. 3 AIR SCOUR UNLOADING VALVE OPENED	16-DI	1	1	11	ASUVLV3_OPEND_IN
124	TRAIN NO. 3 AIR SCOUR UNLOADING VALVE CLOSED	16-DI	1	1	12	ASUVLV3_CLSD_IN
125	TRAIN NO. 4 AIR SCOUR UNLOADING VALVE REMOTE	16-DI	1	1	13	ASUVLV4_AUTO_IN
126	TRAIN NO. 4 AIR SCOUR UNLOADING VALVE OPENED	16-DI	1	1	14	ASUVLV4_OPEND_IN
127	TRAIN NO. 4 AIR SCOUR UNLOADING VALVE CLOSED	16-DI	1	1	15	ASUVLV4_CLSD_IN
128	TRAIN NO. 3 AIR SCOUR UNLOADING VALVE REMOTE	16-DI	1	1	16	ASUVLV3_REMOTE_IN
129	TRAIN NO. 4 AIR SCOUR UNLOADING VALVE REMOTE	16-DI	1	2	1	ASUVLV4_REMOTE_IN
130	SPARE	16-DI	1	2	2	
131	BACKWASH SUPPLY STORAGE TANK NO. 2 LOW LEVEL ALARM	16-DI	1	2	3	BWSTANK2_ALRM_IN
132	BACKWASH SUPPLY PUMP NO. 4 ALARM	16-DI	1	2	4	BWSPUMP4_ALRM_IN
133	BACKWASH SUPPLY PUMP NO. 4 RUNNING	16-DI	1	2	5	BWSPUMP4_STAT_IN
134	BACKWASH SUPPLY PUMP NO. 4 REMOTE	16-DI	1	2	6	BWSPUMP4_REMOTE_IN
135	BACKWASH SUPPLY PUMP NO. 5 ALARM	16-DI	1	2	7	BWSPUMP5_ALRM_IN
136	BACKWASH SUPPLY PUMP NO. 5 RUNNING	16-DI	1	2	8	BWSPUMP5_STAT_IN
137	BACKWASH SUPPLY PUMP NO. 5 REMOTE	16-DI	1	2	9	BWSPUMP5_REMOTE_IN
138	SWING STAND-BY BACKWASH SUPPLY PUMP NO. 6 ALARM	16-DI	1	2	10	BWSPUMP6_ALRM_IN
139	SWING STAND-BY BACKWASH SUPPLY PUMP NO. 6 RUNNING	16-DI	1	2	11	BWSPUMP6_STAT_IN
140	SWING STAND-BY BACKWASH SUPPLY PUMP NO. 6 REMOTE	16-DI	1	2	12	BWSPUMP6_REMOTE_IN
141	SWING STAND-BY BACKWASH SUPPLY PUMP NO. 6 DISCHARGE VALVE A AUTO	16-DI	1	2	13	BSP6VLVA_AUTO_IN
142	SWING STAND-BY BACKWASH SUPPLY PUMP NO. 6 DISCHARGE VALVE A OPENED	16-DI	1	2	14	BSP6VLVA_OPEND_IN
143	SWING STAND-BY BACKWASH SUPPLY PUMP NO. 6 DISCHARGE VALVE A CLOSED	16-DI	1	2	15	BSP6VLVA_CLSD_IN
144	SWING STAND-BY BACKWASH SUPPLY PUMP NO. 6 DISCHARGE VALVE B AUTO	16-DI	1	2	16	BSP6VLVB_AUTO_IN
145	SWING STAND-BY BACKWASH SUPPLY PUMP NO. 6 DISCHARGE VALVE B OPENED	16-DI	1	3	1	BSP6VLVB_OPEND_IN
146	SWING STAND-BY BACKWASH SUPPLY PUMP NO. 6 DISCHARGE VALVE B CLOSED	16-DI	1	3	2	BSP6VLVB_CLSD_IN
147	BACKWASH FILTER TRAIN NO. 3 MOV REMOTE	16-DI	1	3	3	BWFT3MOV_REMOTE_IN
148	BACKWASH FILTER TRAIN NO. 3 MOV COMMON FAULT	16-DI	1	3	4	BWFT3MOV_FAIL_IN
149	BACKWASH FILTER TRAIN NO. 4 MOV REMOTE	16-DI	1	3	5	BWFT4MOV_REMOTE_IN
150	BACKWASH FILTER TRAIN NO. 4 MOV COMMON FAULT	16-DI	1	3	6	BWFT4MOV_FAIL_IN
151	BACKWASH WASTE TANK NO. 3 MIXER ALARM	16-DI	1	3	7	BWWT3MIX_ALRM_IN
152	BACKWASH WASTE TANK NO. 3 MIXER RUNNING	16-DI	1	3	8	BWWT3MIX_STAT_IN

MIAMI-DADE WATER AND SEWER DEPARTMENT  
SOUTH DISTRICT WASTE WATER TREATMENT PLANT  
INPUT/OUTPUT LIST  
RTU SD24 FILTER SYSTEM

ITEM	DESCRIPTION	SIG.TYPE	RACK	CARD	POINT	SIGNAL NAME
153	BACKWASH WASTE TANK NO. 3 MIXER REMOTE	16-DI	1	3	9	BWWT3MIX_REMOTE_IN
154	BACKWASH WASTE TANK NO. 4 MIXER ALARM	16-DI	1	3	10	BWWT4MIX_ALARM_IN
155	BACKWASH WASTE TANK NO. 4 MIXER RUNNING	16-DI	1	3	11	BWWT4MIX_STAT_IN
156	BACKWASH WASTE TANK NO. 4 MIXER REMOTE	16-DI	1	3	12	BWWT4MIX_REMOTE_IN
157	BACKWASH WASTE EQUALIZATION TANK NO. 2 LOW LEVEL ALARM	16-DI	1	3	13	BWWEQT2_ALARM_IN
158	BACKWASH WASTE PUMP NO. 4 ALARM	16-DI	1	3	14	BWWPUMP4_ALARM_IN
159	BACKWASH WASTE PUMP NO. 4 RUNNING	16-DI	1	3	15	BWWPUMP4_STAT_IN
160	BACKWASH WASTE PUMP NO. 4 REMOTE	16-DI	1	3	16	BWWPUMP4_REMOTE_IN
161	BACKWASH WASTE PUMP NO. 5 ALARM	16-DI	1	4	1	BWWPUMP5_ALARM_IN
162	BACKWASH WASTE PUMP NO. 5 RUNNING	16-DI	1	4	2	BWWPUMP5_STAT_IN
163	BACKWASH WASTE PUMP NO. 5 REMOTE	16-DI	1	4	3	BWWPUMP5_REMOTE_IN
164	BACKWASH WASTE PUMP NO. 6 ALARM	16-DI	1	4	4	BWWPUMP6_ALARM_IN
165	BACKWASH WASTE PUMP NO. 6 RUNNING	16-DI	1	4	5	BWWPUMP6_STAT_IN
166	BACKWASH WASTE PUMP NO. 6 REMOTE	16-DI	1	4	6	BWWPUMP6_REMOTE_IN
167	NORTH FILTER BUILDING SEAL WATER SYSTEM LOW PRESSURE ALARM	16-DI	1	4	7	NSWLPRES_ALARM_IN
168	NORTH FILTER BUILDING SEAL WATER SYSTEM PUMP NO. 1 FAULT	16-DI	1	4	8	NSWLPMP1_FAIL_IN
169	NORTH FILTER BUILDING SEAL WATER SYSTEM PUMP NO. 1 RUNNING	16-DI	1	4	9	NSWLPMP1_STAT_IN
170	NORTH FILTER BUILDING SEAL WATER SYSTEM PUMP NO. 2 FAULT	16-DI	1	4	10	NSWLPMP2_FAIL_IN
171	NORTH FILTER BUILDING SEAL WATER SYSTEM PUMP NO. 2 RUNNING	16-DI	1	4	11	NSWLPMP2_STAT_IN
172	NORTH FILTER BUILDING DRAINAGE PUMP NO. 1 FAULT	16-DI	1	4	12	NDRAINP1_FAIL_IN
173	NORTH FILTER BUILDING DRAINAGE PUMP NO. 1 RUNNING	16-DI	1	4	13	NDRAINP1_STAT_IN
174	NORTH FILTER BUILDING DRAINAGE PUMP NO. 2 FAULT	16-DI	1	4	14	NDRAINP2_FAIL_IN
175	NORTH FILTER BUILDING DRAINAGE PUMP NO. 2 RUNNING	16-DI	1	4	15	NDRAINP2_STAT_IN
176	NORTH FILTER BUILDING DRAINAGE PIT SUMP PUMP NO. 1 FAULT	16-DI	1	4	16	NDPSUMP1_FAIL_IN
177	NORTH FILTER BUILDING DRAINAGE PIT SUMP PUMP NO. 1 RUNNING	16-DI	1	5	1	NDPSUMP1_STAT_IN
178	NORTH FILTER BUILDING DRAINAGE PIT SUMP PUMP NO. 2 FAULT	16-DI	1	5	2	NDPSUMP2_FAIL_IN
179	NORTH FILTER BUILDING DRAINAGE PIT SUMP PUMP NO. 2 RUNNING	16-DI	1	5	3	NDPSUMP2_STAT_IN
180	NORTH FILTER SYSTEM BUILDING TRANSFORMER TX-NFS-1C LOW OIL LEVEL	16-DI	1	5	4	TXNFS1C_OILLVL_ALARM
181	NORTH FILTER SYSTEM BUILDING TRANSFORMER TX-NFS-1C HIGH TEMPERATURE	16-DI	1	5	5	TXNFS1C_HITEMP_ALARM
182	NORTH FILTER SYSTEM BUILDING TRANSFORMER TX-NFS-1D LOW OIL LEVEL	16-DI	1	5	6	TXNFS1D_OILLVL_ALARM
183	NORTH FILTER SYSTEM BUILDING TRANSFORMER TX-NFS-1D HIGH TEMPERATURE	16-DI	1	5	7	TXNFS1D_HITEMP_ALARM
184	NORTH FILTER SYSTEM BUILDING TRANSFORMER TX-NFS-2C LOW OIL LEVEL	16-DI	1	5	8	TXNFS2C_OILLVL_ALARM
185	NORTH FILTER SYSTEM BUILDING TRANSFORMER TX-NFS-2C HIGH TEMPERATURE	16-DI	1	5	9	TXNFS2C_HITEMP_ALARM
186	NORTH FILTER SYSTEM BUILDING TRANSFORMER TX-NFS-2D LOW OIL LEVEL	16-DI	1	5	10	TXNFS2D_OILLVL_ALARM
187	NORTH FILTER SYSTEM BUILDING TRANSFORMER TX-NFS-2D HIGH TEMPERATURE	16-DI	1	5	11	TXNFS2D_HITEMP_ALARM
188	NORTH FILTER SYSTEM BUILDING SWITCHGEAR NO.1N MAIN BREAKER TRIPPED	16-DI	1	5	12	NS1NMBRK_TRIPPD_IN
189	NORTH FILTER SYSTEM BUILDING SWITCHGEAR NO.1N MAIN BREAKER OPENED	16-DI	1	5	13	NS1NMBRK_OPEND_IN
190	NORTH FILTER SYSTEM BUILDING SWITCHGEAR NO.1N MAIN BREAKER CLOSED	16-DI	1	5	14	NS1NMBRK_CLSD_IN
191	NORTH FILTER SYSTEM BUILDING SWITCHGEAR NO.1N TIE BREAKER TRIPPED	16-DI	1	5	15	NS1NTBRK_TRIPPD_IN
192	NORTH FILTER SYSTEM BUILDING SWITCHGEAR NO.1N TIE BREAKER OPENED	16-DI	1	5	16	NS1NTBRK_OPEND_IN
193	NORTH FILTER SYSTEM BUILDING SWITCHGEAR NO.1N TIE BREAKER CLOSED	16-DI	1	6	1	NS1NTBRK_CLSD_IN
194	NORTH FILTER SYSTEM BUILDING SWITCHGEAR NO.2N MAIN BREAKER TRIPPED	16-DI	1	6	2	NS2NMBRK_TRIPPD_IN
195	NORTH FILTER SYSTEM BUILDING SWITCHGEAR NO.2N MAIN BREAKER OPENED	16-DI	1	6	3	NS2NMBRK_OPEND_IN
196	NORTH FILTER SYSTEM BUILDING SWITCHGEAR NO.2N MAIN BREAKER CLOSED	16-DI	1	6	4	NS2NMBRK_CLSD_IN
197	NORTH FILTER SYSTEM BUILDING SWITCHGEAR NO.2N TIE BREAKER TRIPPED	16-DI	1	6	5	NS2NTBRK_TRIPPD_IN
198	NORTH FILTER SYSTEM BUILDING SWITCHGEAR NO.2N TIE BREAKER OPENED	16-DI	1	6	6	NS2NTBRK_OPEND_IN
199	NORTH FILTER SYSTEM BUILDING SWITCHGEAR NO.2N TIE BREAKER CLOSED	16-DI	1	6	7	NS2NTBRK_CLSD_IN
200	NORTH FILTER SYSTEM BUILDING MVC5N MAIN BREAKER TRIPPED	16-DI	1	6	8	NMVC5NMB_TRIPPD_IN
201	NORTH FILTER SYSTEM BUILDING MVC5N MAIN BREAKER OPENED	16-DI	1	6	9	NMVC5NMB_OPEND_IN
202	NORTH FILTER SYSTEM BUILDING MVC5N MAIN BREAKER CLOSED	16-DI	1	6	10	NMVC5NMB_CLSD_IN
203	NORTH FILTER SYSTEM BUILDING MVC5N TIE BREAKER TRIPPED	16-DI	1	6	11	NMVC5NTB_TRIPPD_IN
204	NORTH FILTER SYSTEM BUILDING MVC5N TIE BREAKER OPENED	16-DI	1	6	12	NMVC5NTB_OPEND_IN
205	NORTH FILTER SYSTEM BUILDING MVC5N TIE BREAKER CLOSED	16-DI	1	6	13	NMVC5NTB_CLSD_IN
206	NORTH FILTER SYSTEM BUILDING MVC6N MAIN BREAKER TRIPPED	16-DI	1	6	14	NMVC6NMB_TRIPPD_IN
207	NORTH FILTER SYSTEM BUILDING MVC6N MAIN BREAKER OPENED	16-DI	1	6	15	NMVC6NMB_OPEND_IN
208	NORTH FILTER SYSTEM BUILDING MVC6N MAIN BREAKER CLOSED	16-DI	1	6	16	NMVC6NMB_CLSD_IN
209	NORTH FILTER SYSTEM BUILDING MVC6N TIE BREAKER TRIPPED	16-DI	1	7	1	NMVC6NTB_TRIPPD_IN
210	NORTH FILTER SYSTEM BUILDING MVC6N TIE BREAKER OPENED	16-DI	1	7	2	NMVC6NTB_OPEND_IN
211	NORTH FILTER SYSTEM BUILDING MVC6N TIE BREAKER CLOSED	16-DI	1	7	3	NMVC6NTB_CLSD_IN
212	AC FAIL ALARM	16-DI	1	7	4	ACFAIL_IN
213	BATTERY LOW ALARM	16-DI	1	7	5	BATTERY_LOW_IN
214	AC SURGE PROTECTOR ALARM	16-DI	1	7	6	ACSURGE_FAIL_IN
215	SWING STAND-BY BACKWASH SUPPLY PUMP NO. 6 DISCHARGE VALVE A REMOTE	16-DI	1	7	7	BSP6VLVA_REMOTE_IN
216	SWING STAND-BY BACKWASH SUPPLY PUMP NO. 6 DISCHARGE VALVE B REMOTE	16-DI	1	7	8	BSP6VLVB_REMOTE_IN
217	UPS A UTILITY FAILURE	16-DI	1	7	9	UPSUTIL_FAIL_IN
218	UPS A LOW BATTERY	16-DI	1	7	10	UPSABATT_LOW_IN
219	UPS A ON BYPASS	16-DI	1	7	11	UPSA_BYPASS_IN
220	UPS B UTILITY FAILURE	16-DI	1	7	12	UPSUTIL_FAIL_IN
221	UPS B LOW BATTERY	16-DI	1	7	13	UPSBBATT_LOW_IN
222	UPS B ON BYPASS	16-DI	1	7	14	UPSB_BYPASS_IN
223	CHANNEL AIR BLOWER NO. 1 REMOTE AT LCP	16-DI	1	7	15	AIRBLWR1_REMLCP_IN
224	CHANNEL AIR BLOWER NO. 2 REMOTE AT LCP	16-DI	1	7	16	AIRBLWR2_REMLCP_IN
225	CHANNEL AIR BLOWER NO. 1 INLET FILTER DIFF PRESS ALARM	16-DI	1	8	1	AIRBLWR1_DIFFPR_ALARM
226	CHANNEL AIR BLOWER NO. 1 MOTOR BEARING HIGH TEMPERATURE	16-DI	1	8	2	AIRBLWR1_HITEMP_ALARM
227	CHANNEL AIR BLOWER NO. 1 BLOWER SURGE ALARM	16-DI	1	8	3	AIRBLWR1_SURGE_ALARM
228	CHANNEL AIR BLOWER NO. 1 BLOWER OVERLOAD ALARM	16-DI	1	8	4	AIRBLWR1_OVRLD_ALARM

MIAMI-DADE WATER AND SEWER DEPARTMENT  
SOUTH DISTRICT WASTE WATER TREATMENT PLANT  
INPUT/OUTPUT LIST  
RTU SD24 FILTER SYSTEM

ITEM	DESCRIPTION	SIG.TYPE	RACK	CARD	POINT	SIGNAL NAME
229	CHANNEL AIR BLOWER NO. 1 BLOWER VIBRATION ALARM	16-DI	1	8	5	AIRBLWR1_VIBR_ALRM
230	CHANNEL AIR BLOWER NO. 1 FAIL ALARM	16-DI	1	8	6	AIRBLWR1_FAIL_IN
231	CHANNEL AIR BLOWER NO. 1 RUNNING	16-DI	1	8	7	AIRBLWR1_STAT_IN
232	CHANNEL AIR BLOWER NO. 1 REMOTE	16-DI	1	8	8	AIRBLWR1_REMOTE_IN
233	CHANNEL AIR BLOWER NO. 2 INLET FILTER DIFF PRESS ALARM	16-DI	1	8	9	AIRBLWR2_DIFFPR_ALRM
234	CHANNEL AIR BLOWER NO. 2 MOTOR BEARING HIGH TEMPERATURE	16-DI	1	8	10	AIRBLWR2_HITEMP_ALRM
235	CHANNEL AIR BLOWER NO. 2 BLOWER SURGE ALARM	16-DI	1	8	11	AIRBLWR2_SURGE_ALRM
236	CHANNEL AIR BLOWER NO. 2 BLOWER OVERLOAD ALARM	16-DI	1	8	12	AIRBLWR2_OVRLD_ALRM
237	CHANNEL AIR BLOWER NO. 2 BLOWER VIBRATION ALARM	16-DI	1	8	13	AIRBLWR2_VIBR_ALRM
238	CHANNEL AIR BLOWER NO. 2 FAIL ALARM	16-DI	1	8	14	AIRBLWR2_FAIL_IN
239	CHANNEL AIR BLOWER NO. 2 RUNNING	16-DI	1	8	15	AIRBLWR2_STAT_IN
240	CHANNEL AIR BLOWER NO. 2 REMOTE	16-DI	1	8	16	AIRBLWR2_REMOTE_IN
241	FLOCCULATION TANK MIXER NO. 1 FAULT	16-DI	3	1	1	FCTKMX1_FAIL_IN
242	FLOCCULATION TANK MIXER NO. 1 RUNNING	16-DI	3	1	2	FCTKMX1_STAT_IN
243	FLOCCULATION TANK MIXER NO. 1 REMOTE	16-DI	3	1	3	FCTKMX1_REMOTE_IN
244	FLOCCULATION TANK MIXER NO. 1 TEMPERATURE FAULT	16-DI	3	1	4	FCTKMX1_HITEMP_ALRM
245	FLOCCULATION TANK MIXER NO. 2 FAULT	16-DI	3	1	5	FCTKMX2_FAIL_IN
246	FLOCCULATION TANK MIXER NO. 2 RUNNING	16-DI	3	1	6	FCTKMX2_STAT_IN
247	FLOCCULATION TANK MIXER NO. 2 REMOTE	16-DI	3	1	7	FCTKMX2_REMOTE_IN
248	FLOCCULATION TANK MIXER NO. 2 TEMPERATURE FAULT	16-DI	3	1	8	FCTKMX2_HITEMP_ALRM
249	FLOCCULATION TANK MIXER NO. 3 FAULT	16-DI	3	1	9	FCTKMX3_FAIL_IN
250	FLOCCULATION TANK MIXER NO. 3 RUNNING	16-DI	3	1	10	FCTKMX3_STAT_IN
251	FLOCCULATION TANK MIXER NO. 3 REMOTE	16-DI	3	1	11	FCTKMX3_REMOTE_IN
252	FLOCCULATION TANK MIXER NO. 3 TEMPERATURE FAULT	16-DI	3	1	12	FCTKMX3_HITEMP_ALRM
253	FLOCCULATION TANK MIXER NO. 4 FAULT	16-DI	3	1	13	FCTKMX4_FAIL_IN
254	FLOCCULATION TANK MIXER NO. 4 RUNNING	16-DI	3	1	14	FCTKMX4_STAT_IN
255	FLOCCULATION TANK MIXER NO. 4 REMOTE	16-DI	3	1	15	FCTKMX4_REMOTE_IN
256	FLOCCULATION TANK MIXER NO. 4 TEMPERATURE FAULT	16-DI	3	1	16	FCTKMX4_HITEMP_ALRM
257	FLOCCULATION TANK MIXER NO. 5 FAULT	16-DI	3	2	1	FCTKMX5_FAIL_IN
258	FLOCCULATION TANK MIXER NO. 5 RUNNING	16-DI	3	2	2	FCTKMX5_STAT_IN
259	FLOCCULATION TANK MIXER NO. 5 REMOTE	16-DI	3	2	3	FCTKMX5_REMOTE_IN
260	FLOCCULATION TANK MIXER NO. 5 TEMPERATURE FAULT	16-DI	3	2	4	FCTKMX5_HITEMP_ALRM
261	FLOCCULATION TANK MIXER NO. 6 FAULT	16-DI	3	2	5	FCTKMX6_FAIL_IN
262	FLOCCULATION TANK MIXER NO. 6 RUNNING	16-DI	3	2	6	FCTKMX6_STAT_IN
263	FLOCCULATION TANK MIXER NO. 6 REMOTE	16-DI	3	2	7	FCTKMX6_REMOTE_IN
264	FLOCCULATION TANK MIXER NO. 6 TEMPERATURE FAULT	16-DI	3	2	8	FCTKMX6_HITEMP_ALRM
265	FLOCCULATION TANK MIXER NO. 7 FAULT	16-DI	3	2	9	FCTKMX7_FAIL_IN
266	FLOCCULATION TANK MIXER NO. 7 RUNNING	16-DI	3	2	10	FCTKMX7_STAT_IN
267	FLOCCULATION TANK MIXER NO. 7 REMOTE	16-DI	3	2	11	FCTKMX7_REMOTE_IN
268	FLOCCULATION TANK MIXER NO. 7 TEMPERATURE FAULT	16-DI	3	2	12	FCTKMX7_HITEMP_ALRM
269	FLOCCULATION TANK MIXER NO. 8 FAULT	16-DI	3	2	13	FCTKMX8_FAIL_IN
270	FLOCCULATION TANK MIXER NO. 8 RUNNING	16-DI	3	2	14	FCTKMX8_STAT_IN
271	FLOCCULATION TANK MIXER NO. 8 REMOTE	16-DI	3	2	15	FCTKMX8_REMOTE_IN
272	FLOCCULATION TANK MIXER NO. 8 TEMPERATURE FAULT	16-DI	3	2	16	FCTKMX8_HITEMP_ALRM
273	FLOCCULATION TANK MIXER NO. 9 FAULT	16-DI	3	3	1	FCTKMX9_FAIL_IN
274	FLOCCULATION TANK MIXER NO. 9 RUNNING	16-DI	3	3	2	FCTKMX9_STAT_IN
275	FLOCCULATION TANK MIXER NO. 9 REMOTE	16-DI	3	3	3	FCTKMX9_REMOTE_IN
276	FLOCCULATION TANK MIXER NO. 9 TEMPERATURE FAULT	16-DI	3	3	4	FCTKMX9_HITEMP_ALRM
277	FLOCCULATION TANK MIXER NO. 10 FAULT	16-DI	3	3	5	FCTKMX10_FAIL_IN
278	FLOCCULATION TANK MIXER NO. 10 RUNNING	16-DI	3	3	6	FCTKMX10_STAT_IN
279	FLOCCULATION TANK MIXER NO. 10 REMOTE	16-DI	3	3	7	FCTKMX10_REMOTE_IN
280	FLOCCULATION TANK MIXER NO. 10 TEMPERATURE FAULT	16-DI	3	3	8	FCTKMX10_HITEMP_ALRM
281	FLOCCULATION TANK MIXER NO. 11 FAULT	16-DI	3	3	9	FCTKMX11_FAIL_IN
282	FLOCCULATION TANK MIXER NO. 11 RUNNING	16-DI	3	3	10	FCTKMX11_STAT_IN
283	FLOCCULATION TANK MIXER NO. 11 REMOTE	16-DI	3	3	11	FCTKMX11_REMOTE_IN
284	FLOCCULATION TANK MIXER NO. 11 TEMPERATURE FAULT	16-DI	3	3	12	FCTKMX11_HITEMP_ALRM
285	SPARE	16-DI	3	3	13	
286	SPARE	16-DI	3	3	14	
287	SPARE	16-DI	3	3	15	
288	SPARE	16-DI	3	3	16	
289	SPARE	16-DI	4	1	1	
290	SPARE	16-DI	4	1	2	
291	SPARE	16-DI	4	1	3	
292	SPARE	16-DI	4	1	4	
293	SPARE	16-DI	4	1	5	
294	SPARE	16-DI	4	1	6	
295	SPARE	16-DI	4	1	7	
296	SPARE	16-DI	4	1	8	
297	SPARE	16-DI	4	1	9	
298	SPARE	16-DI	4	1	10	
299	SPARE	16-DI	4	1	11	
300	SPARE	16-DI	4	1	12	
301	SPARE	16-DI	4	1	13	
302	SPARE	16-DI	4	1	14	
303	SPARE	16-DI	4	1	15	
304	SPARE	16-DI	4	1	16	

MIAMI-DADE WATER AND SEWER DEPARTMENT  
SOUTH DISTRICT WASTE WATER TREATMENT PLANT  
INPUT/OUTPUT LIST  
RTU SD24 FILTER SYSTEM

ITEM	DESCRIPTION	SIG.TYPE	RACK	CARD	POINT	SIGNAL NAME
305	FILTER NO. 13 SYSTEM BACKWASH INITIATE	16-DI	5	1	1	F13SYSBW_INIT_IN
306	FILTER NO. 13 SYSTEM IN AUTO	16-DI	5	1	2	F13SYS_AUTO_IN
307	FILTER NO. 13 INFLUENT VALVE AUTO	16-DI	5	1	3	F13INVLV_AUTO_IN
308	FILTER NO. 13 INFLUENT VALVE OPENED	16-DI	5	1	4	F13INVLV_OPEND_IN
309	FILTER NO. 13 INFLUENT VALVE CLOSED	16-DI	5	1	5	F13INVLV_CLSD_IN
310	FILTER NO. 13 AIR SCOUR BLOWERS VALVE IN AUTO	16-DI	5	1	6	F13ASVLV_AUTO_IN
311	FILTER NO. 13 AIR SCOUR BLOWERS VALVE OPENED	16-DI	5	1	7	F13ASVLV_OPEND_IN
312	FILTER NO. 13 AIR SCOUR BLOWERS VALVE CLOSED	16-DI	5	1	8	F13ASVLV_CLSD_IN
313	FILTER NO. 13 DIRTY BACKWASH WATER VALVE AUTO	16-DI	5	1	9	F13BWVLV_AUTO_IN
314	FILTER NO. 13 DIRTY BACKWASH WATER VALVE OPENED	16-DI	5	1	10	F13BWVLV_OPEND_IN
315	FILTER NO. 13 DIRTY BACKWASH WATER VALVE CLOSED	16-DI	5	1	11	F13BWVLV_CLSD_IN
316	FILTER NO. 13 BACKWASH PUMPS VALVE IN AUTO	16-DI	5	1	12	F13BPVLV_AUTO_IN
317	FILTER NO. 13 BACKWASH PUMPS VALVE OPENED	16-DI	5	1	13	F13BPVLV_OPEND_IN
318	FILTER NO. 13 BACKWASH PUMPS VALVE CLOSED	16-DI	5	1	14	F13BPVLV_CLSD_IN
319	FILTER NO. 13 EFFLUENT VALVE AUTO	16-DI	5	1	15	F13EFVLV_AUTO_IN
320	FILTER NO. 13 EFFLUENT VALVE OPENED	16-DI	5	1	16	F13EFVLV_OPEND_IN
321	FILTER NO. 13 EFFLUENT VALVE CLOSED	16-DI	5	2	1	F13EFVLV_CLSD_IN
322	FILTER NO. 14 SYSTEM BACKWASH INITIATE	16-DI	5	2	2	F14SYSBW_INIT_IN
323	FILTER NO. 14 SYSTEM IN AUTO	16-DI	5	2	3	F14SYS_AUTO_IN
324	FILTER NO. 14 INFLUENT VALVE AUTO	16-DI	5	2	4	F14INVLV_AUTO_IN
325	FILTER NO. 14 INFLUENT VALVE OPENED	16-DI	5	2	5	F14INVLV_OPEND_IN
326	FILTER NO. 14 INFLUENT VALVE CLOSED	16-DI	5	2	6	F14INVLV_CLSD_IN
327	FILTER NO. 14 AIR SCOUR BLOWERS VALVE IN AUTO	16-DI	5	2	7	F14ASVLV_AUTO_IN
328	FILTER NO. 14 AIR SCOUR BLOWERS VALVE OPENED	16-DI	5	2	8	F14ASVLV_OPEND_IN
329	FILTER NO. 14 AIR SCOUR BLOWERS VALVE CLOSED	16-DI	5	2	9	F14ASVLV_CLSD_IN
330	FILTER NO. 14 DIRTY BACKWASH WATER VALVE AUTO	16-DI	5	2	10	F14BWVLV_AUTO_IN
331	FILTER NO. 14 DIRTY BACKWASH WATER VALVE OPENED	16-DI	5	2	11	F14BWVLV_OPEND_IN
332	FILTER NO. 14 DIRTY BACKWASH WATER VALVE CLOSED	16-DI	5	2	12	F14BWVLV_CLSD_IN
333	FILTER NO. 14 BACKWASH PUMPS VALVE IN AUTO	16-DI	5	2	13	F14BPVLV_AUTO_IN
334	FILTER NO. 14 BACKWASH PUMPS VALVE OPENED	16-DI	5	2	14	F14BPVLV_OPEND_IN
335	FILTER NO. 14 BACKWASH PUMPS VALVE CLOSED	16-DI	5	2	15	F14BPVLV_CLSD_IN
336	FILTER NO. 14 EFFLUENT VALVE AUTO	16-DI	5	2	16	F14EFVLV_AUTO_IN
337	FILTER NO. 14 EFFLUENT VALVE OPENED	16-DI	5	3	1	F14EFVLV_OPEND_IN
338	FILTER NO. 14 EFFLUENT VALVE CLOSED	16-DI	5	3	2	F14EFVLV_CLSD_IN
339	FILTER NO. 13 INFLUENT VALVE REMOTE	16-DI	5	3	3	F13INVLV_REMOTE_IN
340	FILTER NO. 13 DIRTY BACKWASH WATER VALVE REMOTE	16-DI	5	3	4	F13BWVLV_REMOTE_IN
341	FILTER NO. 13 BACKWASH PUMPS VALVE REMOTE	16-DI	5	3	5	F13BPVLV_REMOTE_IN
342	FILTER NO. 13 EFFLUENT VALVE REMOTE	16-DI	5	3	6	F13EFVLV_REMOTE_IN
343	FILTER NO. 14 INFLUENT VALVE REMOTE	16-DI	5	3	7	F14INVLV_REMOTE_IN
344	FILTER NO. 14 DIRTY BACKWASH WATER VALVE REMOTE	16-DI	5	3	8	F14BWVLV_REMOTE_IN
345	FILTER NO. 14 BACKWASH PUMPS VALVE REMOTE	16-DI	5	3	9	F14BPVLV_REMOTE_IN
346	FILTER NO. 14 EFFLUENT VALVE REMOTE	16-DI	5	3	10	F14EFVLV_REMOTE_IN
347	FILTER NO. 13 AIR SCOUR BLOWERS VALVE IN REMOTE	16-DI	5	3	11	F13ASVLV_REMOTE_IN
348	FILTER NO. 14 AIR SCOUR BLOWERS VALVE IN REMOTE	16-DI	5	3	12	F14ASVLV_REMOTE_IN
349	FLCP 13 14 AC FAIL ALARM	16-DI	5	3	13	ACFAIL1_IN
350	FLCP 13 14 BATTERY LOW ALARM	16-DI	5	3	14	BATTERY1_LOW_IN
351	FLCP 13 14 SURGE PROTECTOR ALARM	16-DI	5	3	15	ACSURGE1_FAIL_IN
352	SPARE	16-DI	5	3	16	
353	SPARE	16-DI	5	7	1	
354	SPARE	16-DI	5	7	2	
355	SPARE	16-DI	5	7	3	
356	SPARE	16-DI	5	7	4	
357	SPARE	16-DI	5	7	5	
358	SPARE	16-DI	5	7	6	
359	SPARE	16-DI	5	7	7	
360	SPARE	16-DI	5	7	8	
361	SPARE	16-DI	5	7	9	
362	SPARE	16-DI	5	7	10	
363	SPARE	16-DI	5	7	11	
364	SPARE	16-DI	5	7	12	
365	SPARE	16-DI	5	7	13	
366	SPARE	16-DI	5	7	14	
367	SPARE	16-DI	5	7	15	
368	SPARE	16-DI	5	7	16	
369	FILTER NO. 15 SYSTEM BACKWASH INITIATE	16-DI	6	1	1	F15SYSBW_INIT_IN
370	FILTER NO. 15 SYSTEM IN AUTO	16-DI	6	1	2	F15SYS_AUTO_IN
371	FILTER NO. 15 INFLUENT VALVE AUTO	16-DI	6	1	3	F15INVLV_AUTO_IN
372	FILTER NO. 15 INFLUENT VALVE OPENED	16-DI	6	1	4	F15INVLV_OPEND_IN
373	FILTER NO. 15 INFLUENT VALVE CLOSED	16-DI	6	1	5	F15INVLV_CLSD_IN
374	FILTER NO. 15 AIR SCOUR BLOWERS VALVE IN AUTO	16-DI	6	1	6	F15ASVLV_AUTO_IN
375	FILTER NO. 15 AIR SCOUR BLOWERS VALVE OPENED	16-DI	6	1	7	F15ASVLV_OPEND_IN
376	FILTER NO. 15 AIR SCOUR BLOWERS VALVE CLOSED	16-DI	6	1	8	F15ASVLV_CLSD_IN
377	FILTER NO. 15 DIRTY BACKWASH WATER VALVE AUTO	16-DI	6	1	9	F15BWVLV_AUTO_IN
378	FILTER NO. 15 DIRTY BACKWASH WATER VALVE OPENED	16-DI	6	1	10	F15BWVLV_OPEND_IN
379	FILTER NO. 15 DIRTY BACKWASH WATER VALVE CLOSED	16-DI	6	1	11	F15BWVLV_CLSD_IN
380	FILTER NO. 15 BACKWASH PUMPS VALVE IN AUTO	16-DI	6	1	12	F15BPVLV_AUTO_IN
381	FILTER NO. 15 BACKWASH PUMPS VALVE OPENED	16-DI	6	1	13	F15BPVLV_OPEND_IN
382	FILTER NO. 15 BACKWASH PUMPS VALVE CLOSED	16-DI	6	1	14	F15BPVLV_CLSD_IN
383	FILTER NO. 15 EFFLUENT VALVE AUTO	16-DI	6	1	15	F15EFVLV_AUTO_IN
384	FILTER NO. 15 EFFLUENT VALVE OPENED	16-DI	6	1	16	F15EFVLV_OPEND_IN
385	FILTER NO. 15 EFFLUENT VALVE CLOSED	16-DI	6	2	1	F15EFVLV_CLSD_IN
386	FILTER NO. 16 SYSTEM BACKWASH INITIATE	16-DI	6	2	2	F16SYSBW_INIT_IN
387	FILTER NO. 16 SYSTEM IN AUTO	16-DI	6	2	3	F16SYS_AUTO_IN
388	FILTER NO. 16 INFLUENT VALVE AUTO	16-DI	6	2	4	F16INVLV_AUTO_IN
389	FILTER NO. 16 INFLUENT VALVE OPENED	16-DI	6	2	5	F16INVLV_OPEND_IN
390	FILTER NO. 16 INFLUENT VALVE CLOSED	16-DI	6	2	6	F16INVLV_CLSD_IN
391	FILTER NO. 16 AIR SCOUR BLOWERS VALVE IN AUTO	16-DI	6	2	7	F16ASVLV_AUTO_IN
392	FILTER NO. 16 AIR SCOUR BLOWERS VALVE OPENED	16-DI	6	2	8	F16ASVLV_OPEND_IN

MIAMI-DADE WATER AND SEWER DEPARTMENT  
SOUTH DISTRICT WASTE WATER TREATMENT PLANT  
INPUT/OUTPUT LIST  
RTU SD24 FILTER SYSTEM

ITEM	DESCRIPTION	SIG.TYPE	RACK	CARD	POINT	SIGNAL NAME
393	FILTER NO. 16 AIR SCOUR BLOWERS VALVE CLOSED	16-DI	6	2	9	F16ASVLV_CLSD_IN
394	FILTER NO. 16 DIRTY BACKWASH WATER VALVE AUTO	16-DI	6	2	10	F16BWWLV_AUTO_IN
395	FILTER NO. 16 DIRTY BACKWASH WATER VALVE OPENED	16-DI	6	2	11	F16BWWLV_OPEND_IN
396	FILTER NO. 16 DIRTY BACKWASH WATER VALVE CLOSED	16-DI	6	2	12	F16BWWLV_CLSD_IN
397	FILTER NO. 16 BACKWASH PUMPS VALVE IN AUTO	16-DI	6	2	13	F16BPVLV_AUTO_IN
398	FILTER NO. 16 BACKWASH PUMPS VALVE OPENED	16-DI	6	2	14	F16BPVLV_OPEND_IN
399	FILTER NO. 16 BACKWASH PUMPS VALVE CLOSED	16-DI	6	2	15	F16BPVLV_CLSD_IN
400	FILTER NO. 16 EFFLUENT VALVE AUTO	16-DI	6	2	16	F16EFVLV_AUTO_IN
401	FILTER NO. 16 EFFLUENT VALVE OPENED	16-DI	6	3	1	F16EFVLV_OPEND_IN
402	FILTER NO. 16 EFFLUENT VALVE CLOSED	16-DI	6	3	2	F16EFVLV_CLSD_IN
403	FILTER NO. 15 INFLUENT VALVE REMOTE	16-DI	6	3	3	F15INVLV_REMOTE_IN
404	FILTER NO. 15 DIRTY BACKWASH WATER VALVE REMOTE	16-DI	6	3	4	F15BWWLV_REMOTE_IN
405	FILTER NO. 15 BACKWASH PUMPS VALVE REMOTE	16-DI	6	3	5	F15BPVLV_REMOTE_IN
406	FILTER NO. 15 EFFLUENT VALVE REMOTE	16-DI	6	3	6	F15EFVLV_REMOTE_IN
407	FILTER NO. 16 INFLUENT VALVE REMOTE	16-DI	6	3	7	F16INVLV_REMOTE_IN
408	FILTER NO. 16 DIRTY BACKWASH WATER VALVE REMOTE	16-DI	6	3	8	F16BWWLV_REMOTE_IN
409	FILTER NO. 16 BACKWASH PUMPS VALVE REMOTE	16-DI	6	3	9	F16BPVLV_REMOTE_IN
410	FILTER NO. 16 EFFLUENT VALVE REMOTE	16-DI	6	3	10	F16EFVLV_REMOTE_IN
411	FILTER NO. 15 AIR SCOUR BLOWERS VALVE IN REMOTE	16-DI	6	3	11	F15ASVLV_REMOTE_IN
412	FILTER NO. 16 AIR SCOUR BLOWERS VALVE IN REMOTE	16-DI	6	3	12	F16ASVLV_REMOTE_IN
413	FLCP 15 16 AC FAIL ALARM	16-DI	6	3	13	ACFAIL2_IN
414	FLCP 15 16 BATTERY LOW ALARM	16-DI	6	3	14	BATTERY2_LOW_IN
415	FLCP 15 16 SURGE PROTECTOR ALARM	16-DI	6	3	15	ACSURGE2_FAIL_IN
416	SPARE	16-DI	6	3	16	
417	SPARE	16-DI	6	7	1	
418	SPARE	16-DI	6	7	2	
419	SPARE	16-DI	6	7	3	
420	SPARE	16-DI	6	7	4	
421	SPARE	16-DI	6	7	5	
422	SPARE	16-DI	6	7	6	
423	SPARE	16-DI	6	7	7	
424	SPARE	16-DI	6	7	8	
425	SPARE	16-DI	6	7	9	
426	SPARE	16-DI	6	7	10	
427	SPARE	16-DI	6	7	11	
428	SPARE	16-DI	6	7	12	
429	SPARE	16-DI	6	7	13	
430	SPARE	16-DI	6	7	14	
431	SPARE	16-DI	6	7	15	
432	SPARE	16-DI	6	7	16	
433	FILTER NO. 17 SYSTEM BACKWASH INITIATE	16-DI	7	1	1	F17SYSBW_INIT_IN
434	FILTER NO. 17 SYSTEM IN AUTO	16-DI	7	1	2	F17SYS_AUTO_IN
435	FILTER NO. 17 INFLUENT VALVE AUTO	16-DI	7	1	3	F17INVLV_AUTO_IN
436	FILTER NO. 17 INFLUENT VALVE OPENED	16-DI	7	1	4	F17INVLV_OPEND_IN
437	FILTER NO. 17 INFLUENT VALVE CLOSED	16-DI	7	1	5	F17INVLV_CLSD_IN
438	FILTER NO. 17 AIR SCOUR BLOWERS VALVE IN AUTO	16-DI	7	1	6	F17ASVLV_AUTO_IN
439	FILTER NO. 17 AIR SCOUR BLOWERS VALVE OPENED	16-DI	7	1	7	F17ASVLV_OPEND_IN
440	FILTER NO. 17 AIR SCOUR BLOWERS VALVE CLOSED	16-DI	7	1	8	F17ASVLV_CLSD_IN
441	FILTER NO. 17 DIRTY BACKWASH WATER VALVE AUTO	16-DI	7	1	9	F17BWWLV_AUTO_IN
442	FILTER NO. 17 DIRTY BACKWASH WATER VALVE OPENED	16-DI	7	1	10	F17BWWLV_OPEND_IN
443	FILTER NO. 17 DIRTY BACKWASH WATER VALVE CLOSED	16-DI	7	1	11	F17BWWLV_CLSD_IN
444	FILTER NO. 17 BACKWASH PUMPS VALVE IN AUTO	16-DI	7	1	12	F17BPVLV_AUTO_IN
445	FILTER NO. 17 BACKWASH PUMPS VALVE OPENED	16-DI	7	1	13	F17BPVLV_OPEND_IN
446	FILTER NO. 17 BACKWASH PUMPS VALVE CLOSED	16-DI	7	1	14	F17BPVLV_CLSD_IN
447	FILTER NO. 17 EFFLUENT VALVE AUTO	16-DI	7	1	15	F17EFVLV_AUTO_IN
448	FILTER NO. 17 EFFLUENT VALVE OPENED	16-DI	7	1	16	F17EFVLV_OPEND_IN
449	FILTER NO. 17 EFFLUENT VALVE CLOSED	16-DI	7	2	1	F17EFVLV_CLSD_IN
450	FILTER NO. 18 SYSTEM BACKWASH INITIATE	16-DI	7	2	2	F18SYSBW_INIT_IN
451	FILTER NO. 18 SYSTEM IN AUTO	16-DI	7	2	3	F18SYS_AUTO_IN
452	FILTER NO. 18 INFLUENT VALVE AUTO	16-DI	7	2	4	F18INVLV_AUTO_IN
453	FILTER NO. 18 INFLUENT VALVE OPENED	16-DI	7	2	5	F18INVLV_OPEND_IN
454	FILTER NO. 18 INFLUENT VALVE CLOSED	16-DI	7	2	6	F18INVLV_CLSD_IN
455	FILTER NO. 18 AIR SCOUR BLOWERS VALVE IN AUTO	16-DI	7	2	7	F18ASVLV_AUTO_IN
456	FILTER NO. 18 AIR SCOUR BLOWERS VALVE OPENED	16-DI	7	2	8	F18ASVLV_OPEND_IN
457	FILTER NO. 18 AIR SCOUR BLOWERS VALVE CLOSED	16-DI	7	2	9	F18ASVLV_CLSD_IN
458	FILTER NO. 18 DIRTY BACKWASH WATER VALVE AUTO	16-DI	7	2	10	F18BWWLV_AUTO_IN
459	FILTER NO. 18 DIRTY BACKWASH WATER VALVE OPENED	16-DI	7	2	11	F18BWWLV_OPEND_IN
460	FILTER NO. 18 DIRTY BACKWASH WATER VALVE CLOSED	16-DI	7	2	12	F18BWWLV_CLSD_IN
461	FILTER NO. 18 BACKWASH PUMPS VALVE IN AUTO	16-DI	7	2	13	F18BPVLV_AUTO_IN
462	FILTER NO. 18 BACKWASH PUMPS VALVE OPENED	16-DI	7	2	14	F18BPVLV_OPEND_IN
463	FILTER NO. 18 BACKWASH PUMPS VALVE CLOSED	16-DI	7	2	15	F18BPVLV_CLSD_IN
464	FILTER NO. 18 EFFLUENT VALVE AUTO	16-DI	7	2	16	F18EFVLV_AUTO_IN
465	FILTER NO. 18 EFFLUENT VALVE OPENED	16-DI	7	3	1	F18EFVLV_OPEND_IN
466	FILTER NO. 18 EFFLUENT VALVE CLOSED	16-DI	7	3	2	F18EFVLV_CLSD_IN
467	FILTER NO. 17 INFLUENT VALVE REMOTE	16-DI	7	3	3	F17INVLV_REMOTE_IN
468	FILTER NO. 17 DIRTY BACKWASH WATER VALVE REMOTE	16-DI	7	3	4	F17BWWLV_REMOTE_IN
469	FILTER NO. 17 BACKWASH PUMPS VALVE REMOTE	16-DI	7	3	5	F17BPVLV_REMOTE_IN
470	FILTER NO. 17 EFFLUENT VALVE REMOTE	16-DI	7	3	6	F17EFVLV_REMOTE_IN
471	FILTER NO. 18 INFLUENT VALVE REMOTE	16-DI	7	3	7	F18INVLV_REMOTE_IN
472	FILTER NO. 18 DIRTY BACKWASH WATER VALVE REMOTE	16-DI	7	3	8	F18BWWLV_REMOTE_IN
473	FILTER NO. 18 BACKWASH PUMPS VALVE REMOTE	16-DI	7	3	9	F18BPVLV_REMOTE_IN
474	FILTER NO. 18 EFFLUENT VALVE REMOTE	16-DI	7	3	10	F18EFVLV_REMOTE_IN
475	FILTER NO. 17 AIR SCOUR BLOWERS VALVE IN REMOTE	16-DI	7	3	11	F17ASVLV_REMOTE_IN
476	FILTER NO. 18 AIR SCOUR BLOWERS VALVE IN REMOTE	16-DI	7	3	12	F18ASVLV_REMOTE_IN
477	FLCP 17 18 AC FAIL ALARM	16-DI	7	3	13	ACFAIL3_IN
478	FLCP 17 18 BATTERY LOW ALARM	16-DI	7	3	14	BATTERY3_LOW_IN
479	FLCP 17 18 SURGE PROTECTOR ALARM	16-DI	7	3	15	ACSURGE3_FAIL_IN
480	SPARE	16-DI	7	3	16	

MIAMI-DADE WATER AND SEWER DEPARTMENT  
SOUTH DISTRICT WASTE WATER TREATMENT PLANT  
INPUT/OUTPUT LIST  
RTU SD24 FILTER SYSTEM

ITEM	DESCRIPTION	SIG.TYPE	RACK	CARD	POINT	SIGNAL NAME
481	SPARE		7	7	1	
482	SPARE		7	7	2	
483	SPARE		7	7	3	
484	SPARE		7	7	4	
485	SPARE		7	7	5	
486	SPARE		7	7	6	
487	SPARE		7	7	7	
488	SPARE		7	7	8	
489	SPARE		7	7	9	
490	SPARE		7	7	10	
491	SPARE		7	7	11	
492	SPARE		7	7	12	
493	SPARE		7	7	13	
494	SPARE		7	7	14	
495	SPARE		7	7	15	
496	SPARE		7	7	16	
497	FILTER NO. 19 SYSTEM BACKWASH INITIATE	16-DI	8	1	1	F19SYSBW_INIT_IN
498	FILTER NO. 19 SYSTEM IN AUTO	16-DI	8	1	2	F19SYS_AUTO_IN
499	FILTER NO. 19 INFLUENT VALVE AUTO	16-DI	8	1	3	F19INVLV_AUTO_IN
500	FILTER NO. 19 INFLUENT VALVE OPENED	16-DI	8	1	4	F19INVLV_OPEND_IN
501	FILTER NO. 19 INFLUENT VALVE CLOSED	16-DI	8	1	5	F19INVLV_CLSD_IN
502	FILTER NO. 19 AIR SCOUR BLOWERS VALVE IN AUTO	16-DI	8	1	6	F19ASVLV_AUTO_IN
503	FILTER NO. 19 AIR SCOUR BLOWERS VALVE OPENED	16-DI	8	1	7	F19ASVLV_OPEND_IN
504	FILTER NO. 19 AIR SCOUR BLOWERS VALVE CLOSED	16-DI	8	1	8	F19ASVLV_CLSD_IN
505	FILTER NO. 19 DIRTY BACKWASH WATER VALVE AUTO	16-DI	8	1	9	F19BWWLV_AUTO_IN
506	FILTER NO. 19 DIRTY BACKWASH WATER VALVE OPENED	16-DI	8	1	10	F19BWWLV_OPEND_IN
507	FILTER NO. 19 DIRTY BACKWASH WATER VALVE CLOSED	16-DI	8	1	11	F19BWWLV_CLSD_IN
508	FILTER NO. 19 BACKWASH PUMPS VALVE IN AUTO	16-DI	8	1	12	F19BPVLV_AUTO_IN
509	FILTER NO. 19 BACKWASH PUMPS VALVE OPENED	16-DI	8	1	13	F19BPVLV_OPEND_IN
510	FILTER NO. 19 BACKWASH PUMPS VALVE CLOSED	16-DI	8	1	14	F19BPVLV_CLSD_IN
511	FILTER NO. 19 EFFLUENT VALVE AUTO	16-DI	8	1	15	F19EFVLV_AUTO_IN
512	FILTER NO. 19 EFFLUENT VALVE OPENED	16-DI	8	1	16	F19EFVLV_OPEND_IN
513	FILTER NO. 19 EFFLUENT VALVE CLOSED	16-DI	8	2	1	F19EFVLV_CLSD_IN
514	FILTER NO. 20 SYSTEM BACKWASH INITIATE	16-DI	8	2	2	F20SYSBW_INIT_IN
515	FILTER NO. 20 SYSTEM IN AUTO	16-DI	8	2	3	F20SYS_AUTO_IN
516	FILTER NO. 20 INFLUENT VALVE AUTO	16-DI	8	2	4	F20INVLV_AUTO_IN
517	FILTER NO. 20 INFLUENT VALVE OPENED	16-DI	8	2	5	F20INVLV_OPEND_IN
518	FILTER NO. 20 INFLUENT VALVE CLOSED	16-DI	8	2	6	F20INVLV_CLSD_IN
519	FILTER NO. 20 AIR SCOUR BLOWERS VALVE IN AUTO	16-DI	8	2	7	F20ASVLV_AUTO_IN
520	FILTER NO. 20 AIR SCOUR BLOWERS VALVE OPENED	16-DI	8	2	8	F20ASVLV_OPEND_IN
521	FILTER NO. 20 AIR SCOUR BLOWERS VALVE CLOSED	16-DI	8	2	9	F20ASVLV_CLSD_IN
522	FILTER NO. 20 DIRTY BACKWASH WATER VALVE AUTO	16-DI	8	2	10	F20BWWLV_AUTO_IN
523	FILTER NO. 20 DIRTY BACKWASH WATER VALVE OPENED	16-DI	8	2	11	F20BWWLV_OPEND_IN
524	FILTER NO. 20 DIRTY BACKWASH WATER VALVE CLOSED	16-DI	8	2	12	F20BWWLV_CLSD_IN
525	FILTER NO. 20 BACKWASH PUMPS VALVE IN AUTO	16-DI	8	2	13	F20BPVLV_AUTO_IN
526	FILTER NO. 20 BACKWASH PUMPS VALVE OPENED	16-DI	8	2	14	F20BPVLV_OPEND_IN
527	FILTER NO. 20 BACKWASH PUMPS VALVE CLOSED	16-DI	8	2	15	F20BPVLV_CLSD_IN
528	FILTER NO. 20 EFFLUENT VALVE AUTO	16-DI	8	2	16	F20EFVLV_AUTO_IN
529	FILTER NO. 20 EFFLUENT VALVE OPENED	16-DI	8	3	1	F20EFVLV_OPEND_IN
530	FILTER NO. 20 EFFLUENT VALVE CLOSED	16-DI	8	3	2	F20EFVLV_CLSD_IN
531	FILTER NO. 19 INFLUENT VALVE REMOTE	16-DI	8	3	3	F19INVLV_REMOTE_IN
532	FILTER NO. 19 DIRTY BACKWASH WATER VALVE REMOTE	16-DI	8	3	4	F19BWWLV_REMOTE_IN
533	FILTER NO. 19 BACKWASH PUMPS VALVE REMOTE	16-DI	8	3	5	F19BPVLV_REMOTE_IN
534	FILTER NO. 19 EFFLUENT VALVE REMOTE	16-DI	8	3	6	F19EFVLV_REMOTE_IN
535	FILTER NO. 20 INFLUENT VALVE REMOTE	16-DI	8	3	7	F20INVLV_REMOTE_IN
536	FILTER NO. 20 DIRTY BACKWASH WATER VALVE REMOTE	16-DI	8	3	8	F20BWWLV_REMOTE_IN
537	FILTER NO. 20 BACKWASH PUMPS VALVE REMOTE	16-DI	8	3	9	F20BPVLV_REMOTE_IN
538	FILTER NO. 20 EFFLUENT VALVE REMOTE	16-DI	8	3	10	F20EFVLV_REMOTE_IN
539	FILTER NO. 19 AIR SCOUR BLOWERS VALVE IN REMOTE	16-DI	8	3	11	F19ASVLV_REMOTE_IN
540	FILTER NO. 20 AIR SCOUR BLOWERS VALVE IN REMOTE	16-DI	8	3	12	F20ASVLV_REMOTE_IN
541	FLCP 19 20 AC FAIL ALARM	16-DI	8	3	13	ACFAIL4_IN
542	FLCP 19 20 BATTERY LOW ALARM	16-DI	8	3	14	BATTERY4_LOW_IN
543	FLCP 19 20 SURGE PROTECTOR ALARM	16-DI	8	3	15	ACSURGE4_FAIL_IN
544	SPARE	16-DI	8	3	16	
545		16-DI	8	7	1	
546		16-DI	8	7	2	
547		16-DI	8	7	3	
548		16-DI	8	7	4	
549		16-DI	8	7	5	
550		16-DI	8	7	6	
551		16-DI	8	7	7	
552		16-DI	8	7	8	
553		16-DI	8	7	9	
554		16-DI	8	7	10	
555		16-DI	8	7	11	
556		16-DI	8	7	12	
557		16-DI	8	7	13	
558		16-DI	8	7	14	
559		16-DI	8	7	15	
560		16-DI	8	7	16	
561	FILTER NO. 21 SYSTEM BACKWASH INITIATE	16-DI	9	1	1	F21SYSBW_INIT_IN
562	FILTER NO. 21 SYSTEM IN AUTO	16-DI	9	1	2	F21SYS_AUTO_IN
563	FILTER NO. 21 INFLUENT VALVE AUTO	16-DI	9	1	3	F21INVLV_AUTO_IN
564	FILTER NO. 21 INFLUENT VALVE OPENED	16-DI	9	1	4	F21INVLV_OPEND_IN
565	FILTER NO. 21 INFLUENT VALVE CLOSED	16-DI	9	1	5	F21INVLV_CLSD_IN
566	FILTER NO. 21 AIR SCOUR BLOWERS VALVE IN AUTO	16-DI	9	1	6	F21ASVLV_AUTO_IN
567	FILTER NO. 21 AIR SCOUR BLOWERS VALVE OPENED	16-DI	9	1	7	F21ASVLV_OPEND_IN
568	FILTER NO. 21 AIR SCOUR BLOWERS VALVE CLOSED	16-DI	9	1	8	F21ASVLV_CLSD_IN

MIAMI-DADE WATER AND SEWER DEPARTMENT  
SOUTH DISTRICT WASTE WATER TREATMENT PLANT  
INPUT/OUTPUT LIST  
RTU SD24 FILTER SYSTEM

ITEM	DESCRIPTION	SIG.TYPE	RACK	CARD	POINT	SIGNAL NAME
569	FILTER NO. 21 DIRTY BACKWASH WATER VALVE AUTO	16-DI	9	1	9	F21BWVLV_AUTO_IN
570	FILTER NO. 21 DIRTY BACKWASH WATER VALVE OPENED	16-DI	9	1	10	F21BWVLV_OPEND_IN
571	FILTER NO. 21 DIRTY BACKWASH WATER VALVE CLOSED	16-DI	9	1	11	F21BWVLV_CLSD_IN
572	FILTER NO. 21 BACKWASH PUMPS VALVE IN AUTO	16-DI	9	1	12	F21BPVLV_AUTO_IN
573	FILTER NO. 21 BACKWASH PUMPS VALVE OPENED	16-DI	9	1	13	F21BPVLV_OPEND_IN
574	FILTER NO. 21 BACKWASH PUMPS VALVE CLOSED	16-DI	9	1	14	F21BPVLV_CLSD_IN
575	FILTER NO. 21 EFFLUENT VALVE AUTO	16-DI	9	1	15	F21EFVLV_AUTO_IN
576	FILTER NO. 21 EFFLUENT VALVE OPENED	16-DI	9	1	16	F21EFVLV_OPEND_IN
577	FILTER NO. 21 EFFLUENT VALVE CLOSED	16-DI	9	2	1	F21EFVLV_CLSD_IN
578	FILTER NO. 22 SYSTEM BACKWASH INITIATE	16-DI	9	2	2	F22SYSBW_INIT_IN
579	FILTER NO. 22 SYSTEM IN AUTO	16-DI	9	2	3	F22SYS_AUTO_IN
580	FILTER NO. 22 INFLUENT VALVE AUTO	16-DI	9	2	4	F22INVLV_AUTO_IN
581	FILTER NO. 22 INFLUENT VALVE OPENED	16-DI	9	2	5	F22INVLV_OPEND_IN
582	FILTER NO. 22 INFLUENT VALVE CLOSED	16-DI	9	2	6	F22INVLV_CLSD_IN
583	FILTER NO. 22 AIR SCOUR BLOWERS VALVE IN AUTO	16-DI	9	2	7	F22ASVLV_AUTO_IN
584	FILTER NO. 22 AIR SCOUR BLOWERS VALVE OPENED	16-DI	9	2	8	F22ASVLV_OPEND_IN
585	FILTER NO. 22 AIR SCOUR BLOWERS VALVE CLOSED	16-DI	9	2	9	F22ASVLV_CLSD_IN
586	FILTER NO. 22 DIRTY BACKWASH WATER VALVE AUTO	16-DI	9	2	10	F22BWVLV_AUTO_IN
587	FILTER NO. 22 DIRTY BACKWASH WATER VALVE OPENED	16-DI	9	2	11	F22BWVLV_OPEND_IN
588	FILTER NO. 22 DIRTY BACKWASH WATER VALVE CLOSED	16-DI	9	2	12	F22BWVLV_CLSD_IN
589	FILTER NO. 22 BACKWASH PUMPS VALVE IN AUTO	16-DI	9	2	13	F22BPVLV_AUTO_IN
590	FILTER NO. 22 BACKWASH PUMPS VALVE OPENED	16-DI	9	2	14	F22BPVLV_OPEND_IN
591	FILTER NO. 22 BACKWASH PUMPS VALVE CLOSED	16-DI	9	2	15	F22BPVLV_CLSD_IN
592	FILTER NO. 22 EFFLUENT VALVE AUTO	16-DI	9	2	16	F22EFVLV_AUTO_IN
593	FILTER NO. 22 EFFLUENT VALVE OPENED	16-DI	9	3	1	F22EFVLV_OPEND_IN
594	FILTER NO. 22 EFFLUENT VALVE CLOSED	16-DI	9	3	2	F22EFVLV_CLSD_IN
595	FILTER NO. 21 INFLUENT VALVE REMOTE	16-DI	9	3	3	F21INVLV_REMOTE_IN
596	FILTER NO. 21 DIRTY BACKWASH WATER VALVE REMOTE	16-DI	9	3	4	F21BWVLV_REMOTE_IN
597	FILTER NO. 21 BACKWASH PUMPS VALVE REMOTE	16-DI	9	3	5	F21BPVLV_REMOTE_IN
598	FILTER NO. 21 EFFLUENT VALVE REMOTE	16-DI	9	3	6	F21EFVLV_REMOTE_IN
599	FILTER NO. 22 INFLUENT VALVE REMOTE	16-DI	9	3	7	F22INVLV_REMOTE_IN
600	FILTER NO. 22 DIRTY BACKWASH WATER VALVE REMOTE	16-DI	9	3	8	F22BWVLV_REMOTE_IN
601	FILTER NO. 22 BACKWASH PUMPS VALVE REMOTE	16-DI	9	3	9	F22BPVLV_REMOTE_IN
602	FILTER NO. 22 EFFLUENT VALVE REMOTE	16-DI	9	3	10	F22EFVLV_REMOTE_IN
603	FILTER NO. 21 AIR SCOUR BLOWERS VALVE IN REMOTE	16-DI	9	3	11	F21ASVLV_REMOTE_IN
604	FILTER NO. 22 AIR SCOUR BLOWERS VALVE IN REMOTE	16-DI	9	3	12	F22ASVLV_REMOTE_IN
605	FLCP 21 22 AC FAIL ALARM	16-DI	9	3	13	ACFAIL5_IN
606	FLCP 21 22 BATTERY LOW ALARM	16-DI	9	3	14	BATTERY5_LOW_IN
607	FLCP 21 22 SURGE PROTECTOR ALARM	16-DI	9	3	15	ACSURGE5_FAIL_IN
608	SPARE	16-DI	9	3	16	
609	SPARE	16-DI	9	7	1	
610	SPARE	16-DI	9	7	2	
611	SPARE	16-DI	9	7	3	
612	SPARE	16-DI	9	7	4	
613	SPARE	16-DI	9	7	5	
614	SPARE	16-DI	9	7	6	
615	SPARE	16-DI	9	7	7	
616	SPARE	16-DI	9	7	8	
617	SPARE	16-DI	9	7	9	
618	SPARE	16-DI	9	7	10	
619	SPARE	16-DI	9	7	11	
620	SPARE	16-DI	9	7	12	
621	SPARE	16-DI	9	7	13	
622	SPARE	16-DI	9	7	14	
623	SPARE	16-DI	9	7	15	
624	SPARE	16-DI	9	7	16	
625	FILTER NO. 23 SYSTEM BACKWASH INITIATE	16-DI	10	1	1	F23SYSBW_INIT_IN
626	FILTER NO. 23 SYSTEM IN AUTO	16-DI	10	1	2	F23SYS_AUTO_IN
627	FILTER NO. 23 INFLUENT VALVE AUTO	16-DI	10	1	3	F23INVLV_AUTO_IN
628	FILTER NO. 23 INFLUENT VALVE OPENED	16-DI	10	1	4	F23INVLV_OPEND_IN
629	FILTER NO. 23 INFLUENT VALVE CLOSED	16-DI	10	1	5	F23INVLV_CLSD_IN
630	FILTER NO. 23 AIR SCOUR BLOWERS VALVE IN AUTO	16-DI	10	1	6	F23ASVLV_AUTO_IN
631	FILTER NO. 23 AIR SCOUR BLOWERS VALVE OPENED	16-DI	10	1	7	F23ASVLV_OPEND_IN
632	FILTER NO. 23 AIR SCOUR BLOWERS VALVE CLOSED	16-DI	10	1	8	F23ASVLV_CLSD_IN
633	FILTER NO. 23 DIRTY BACKWASH WATER VALVE AUTO	16-DI	10	1	9	F23BWVLV_AUTO_IN
634	FILTER NO. 23 DIRTY BACKWASH WATER VALVE OPENED	16-DI	10	1	10	F23BWVLV_OPEND_IN
635	FILTER NO. 23 DIRTY BACKWASH WATER VALVE CLOSED	16-DI	10	1	11	F23BWVLV_CLSD_IN
636	FILTER NO. 23 BACKWASH PUMPS VALVE IN AUTO	16-DI	10	1	12	F23BPVLV_AUTO_IN
637	FILTER NO. 23 BACKWASH PUMPS VALVE OPENED	16-DI	10	1	13	F23BPVLV_OPEND_IN
638	FILTER NO. 23 BACKWASH PUMPS VALVE CLOSED	16-DI	10	1	14	F23BPVLV_CLSD_IN
639	FILTER NO. 23 EFFLUENT VALVE AUTO	16-DI	10	1	15	F23EFVLV_AUTO_IN
640	FILTER NO. 23 EFFLUENT VALVE OPENED	16-DI	10	1	16	F23EFVLV_OPEND_IN
641	FILTER NO. 23 EFFLUENT VALVE CLOSED	16-DI	10	2	1	F23EFVLV_CLSD_IN
642	FILTER NO. 24 SYSTEM BACKWASH INITIATE	16-DI	10	2	2	F24SYSBW_INIT_IN
643	FILTER NO. 24 SYSTEM IN AUTO	16-DI	10	2	3	F24SYS_AUTO_IN
644	FILTER NO. 24 INFLUENT VALVE AUTO	16-DI	10	2	4	F24INVLV_AUTO_IN
645	FILTER NO. 24 INFLUENT VALVE OPENED	16-DI	10	2	5	F24INVLV_OPEND_IN
646	FILTER NO. 24 INFLUENT VALVE CLOSED	16-DI	10	2	6	F24INVLV_CLSD_IN
647	FILTER NO. 24 AIR SCOUR BLOWERS VALVE IN AUTO	16-DI	10	2	7	F24ASVLV_AUTO_IN
648	FILTER NO. 24 AIR SCOUR BLOWERS VALVE OPENED	16-DI	10	2	8	F24ASVLV_OPEND_IN
649	FILTER NO. 24 AIR SCOUR BLOWERS VALVE CLOSED	16-DI	10	2	9	F24ASVLV_CLSD_IN
650	FILTER NO. 24 DIRTY BACKWASH WATER VALVE AUTO	16-DI	10	2	10	F24BWVLV_AUTO_IN
651	FILTER NO. 24 DIRTY BACKWASH WATER VALVE OPENED	16-DI	10	2	11	F24BWVLV_OPEND_IN
652	FILTER NO. 24 DIRTY BACKWASH WATER VALVE CLOSED	16-DI	10	2	12	F24BWVLV_CLSD_IN
653	FILTER NO. 24 BACKWASH PUMPS VALVE IN AUTO	16-DI	10	2	13	F24BPVLV_AUTO_IN
654	FILTER NO. 24 BACKWASH PUMPS VALVE OPENED	16-DI	10	2	14	F24BPVLV_OPEND_IN
655	FILTER NO. 24 BACKWASH PUMPS VALVE CLOSED	16-DI	10	2	15	F24BPVLV_CLSD_IN
656	FILTER NO. 24 EFFLUENT VALVE AUTO	16-DI	10	2	16	F24EFVLV_AUTO_IN



MIAMI-DADE WATER AND SEWER DEPARTMENT  
SOUTH DISTRICT WASTE WATER TREATMENT PLANT  
INPUT/OUTPUT LIST  
RTU SD24 FILTER SYSTEM

ITEM	DESCRIPTION	SIG.TYPE	RACK	CARD	POINT	SIGNAL NAME
657	FILTER NO. 24 EFFLUENT VALVE OPENED	16-DI	10	3	1	F24EFVLV_OPEN_IN
658	FILTER NO. 24 EFFLUENT VALVE CLOSED	16-DI	10	3	2	F24EFVLV_CLSD_IN
659	FILTER NO. 23 INFLUENT VALVE REMOTE	16-DI	10	3	3	F23INVLV_REMOTE_IN
660	FILTER NO. 23 DIRTY BACKWASH WATER VALVE REMOTE	16-DI	10	3	4	F23BWWLV_REMOTE_IN
661	FILTER NO. 23 BACKWASH PUMPS VALVE REMOTE	16-DI	10	3	5	F23BPVLV_REMOTE_IN
662	FILTER NO. 23 EFFLUENT VALVE REMOTE	16-DI	10	3	6	F23EFVLV_REMOTE_IN
663	FILTER NO. 24 INFLUENT VALVE REMOTE	16-DI	10	3	7	F24INVLV_REMOTE_IN
664	FILTER NO. 24 DIRTY BACKWASH WATER VALVE REMOTE	16-DI	10	3	8	F24BWWLV_REMOTE_IN
665	FILTER NO. 24 BACKWASH PUMPS VALVE REMOTE	16-DI	10	3	9	F24BPVLV_REMOTE_IN
666	FILTER NO. 24 EFFLUENT VALVE REMOTE	16-DI	10	3	10	F24EFVLV_REMOTE_IN
667	FILTER NO. 23 AIR SCOUR BLOWERS VALVE IN REMOTE	16-DI	10	3	11	F23ASVLV_REMOTE_IN
668	FILTER NO. 24 AIR SCOUR BLOWERS VALVE IN REMOTE	16-DI	10	3	12	F24ASVLV_REMOTE_IN
669	FLCP 23 24 AC FAIL ALARM	16-DI	10	3	13	ACFAIL6_IN
670	FLCP 23 24 BATTERY LOW ALARM	16-DI	10	3	14	BATTERY6_LOW_IN
671	FLCP 23 24 SURGE PROTECTOR ALARM	16-DI	10	3	15	ACSURGE6_FAIL_IN
672	SPARE	16-DI	10	3	16	
673	SPARE	16-DI	10	7	1	
674	SPARE	16-DI	10	7	2	
675	SPARE	16-DI	10	7	3	
676	SPARE	16-DI	10	7	4	
677	SPARE	16-DI	10	7	5	
678	SPARE	16-DI	10	7	6	
679	SPARE	16-DI	10	7	7	
680	SPARE	16-DI	10	7	8	
681	SPARE	16-DI	10	7	9	
682	SPARE	16-DI	10	7	10	
683	SPARE	16-DI	10	7	11	
684	SPARE	16-DI	10	7	12	
685	SPARE	16-DI	10	7	13	
686	SPARE	16-DI	10	7	14	
687	SPARE	16-DI	10	7	15	
688	SPARE	16-DI	10	7	16	
689	AIR SCOUR BLOWER NO. 4 START	16-DO	2	6	1	ASBLWR4_START_OUT
690	AIR SCOUR BLOWER NO. 4 STOP	16-DO	2	6	2	ASBLWR4_STOP_OUT
691	AIR SCOUR BLOWER NO. 5 START	16-DO	2	6	3	ASBLWR5_START_OUT
692	AIR SCOUR BLOWER NO. 5 STOP	16-DO	2	6	4	ASBLWR5_STOP_OUT
693	AIR SCOUR BLOWER NO. 6 START	16-DO	2	6	5	ASBLWR6_START_OUT
694	AIR SCOUR BLOWER NO. 6 STOP	16-DO	2	6	6	ASBLWR6_STOP_OUT
695	TRAIN NO. 3 AIR SCOUR UNLOADING VALVE OPEN	16-DO	2	6	7	ASUVLV3_OPEN_OUT
696	TRAIN NO. 3 AIR SCOUR UNLOADING VALVE CLOSE	16-DO	2	6	8	ASUVLV3_CLOSE_OUT
697	TRAIN NO. 4 AIR SCOUR UNLOADING VALVE OPEN	16-DO	2	6	9	ASUVLV4_OPEN_OUT
698	TRAIN NO. 4 AIR SCOUR UNLOADING VALVE CLOSE	16-DO	2	6	10	ASUVLV4_CLOSE_OUT
699	SPARE	16-DO	2	6	11	
700	SPARE	16-DO	2	6	12	
701	BACKWASH SUPPLY PUMP NO. 4 START/STOP COMMAND	16-DO	2	6	13	BWSPUMP4_CMD_OUT
702	BACKWASH SUPPLY PUMP NO. 5 START/STOP COMMAND	16-DO	2	6	14	BWSPUMP5_CMD_OUT
703	SWING STAND-BY BACKWASH SUPPLY PUMP NO. 6 START/STOP COMMAND	16-DO	2	6	15	BWSPUMP6_CMD_OUT
704	SWING STAND-BY BACKWASH SUPPLY PUMP No. 6 DISCHARGE VALVE A OPEN	16-DO	2	6	16	BSP6VLVA_OPEN_OUT
705	SWING STAND-BY BACKWASH SUPPLY PUMP No. 6 DISCHARGE VALVE A CLOSE	16-DO	2	7	1	BSP6VLVA_CLOSE_OUT
706	SWING STAND-BY BACKWASH SUPPLY PUMP No. 6 DISCHARGE VALVE B OPEN	16-DO	2	7	2	BSP6VLVB_OPEN_OUT
707	SWING STAND-BY BACKWASH SUPPLY PUMP No. 6 DISCHARGE VALVE B CLOSE	16-DO	2	7	3	BSP6VLVB_CLOSE_OUT
708	BACKWASH WASTE TANK NO. 3 MIXER START/STOP COMMAND	16-DO	2	7	4	BWWT3MIX_CMD_OUT
709	BACKWASH WASTE TANK NO. 4 MIXER START/STOP COMMAND	16-DO	2	7	5	BWWT4MIX_CMD_OUT
710	BACKWASH WASTE PUMP NO. 4 START/STOP COMMAND	16-DO	2	7	6	BWWPUMP4_CMD_OUT
711	BACKWASH WASTE PUMP NO. 5 START/STOP COMMAND	16-DO	2	7	7	BWWPUMP5_CMD_OUT
712	BACKWASH WASTE PUMP NO. 6 START/STOP COMMAND	16-DO	2	7	8	BWWPUMP6_CMD_OUT
713	BACKWASH TO FILTER TRAIN NO. 3 MAKEUP WATER VALVE OPEN/CLOSE	16-DO	2	7	9	BWFT3VLV_CMD_OUT
714	BACKWASH TO FILTER TRAIN NO. 4 MAKEUP WATER VALVE OPEN/CLOSE	16-DO	2	7	10	BWFT4VLV_CMD_OUT
715	CHANNEL AIR BLOWER NO. 1 START/STOP COMMAND	16-DO	2	7	11	AIRBLWR1_CMD_OUT
716	CHANNEL AIR BLOWER NO. 2 START/STOP COMMAND	16-DO	2	7	12	AIRBLWR2_CMD_OUT
717	NORTH FILTER BUILDING SEAL WATER SYSTEM START/ STOP	16-DO	2	7	13	NSWSYS_START_OUT
718	SPARE	16-DO	2	7	14	
719	SPARE	16-DO	2	7	15	
720	SPARE	16-DO	2	7	16	
721	FLOCCULATION TANK MIXER NO. 1 START/STOP COMMAND	16-DO	2	8	1	FCTKMX1_CMD_OUT
722	FLOCCULATION TANK MIXER NO. 2 START/STOP COMMAND	16-DO	2	8	2	FCTKMX2_CMD_OUT
723	FLOCCULATION TANK MIXER NO. 3 START/STOP COMMAND	16-DO	2	8	3	FCTKMX3_CMD_OUT
724	FLOCCULATION TANK MIXER NO. 4 START/STOP COMMAND	16-DO	2	8	4	FCTKMX4_CMD_OUT
725	FLOCCULATION TANK MIXER NO. 5 START/STOP COMMAND	16-DO	2	8	5	FCTKMX5_CMD_OUT
726	FLOCCULATION TANK MIXER NO. 6 START/STOP COMMAND	16-DO	2	8	6	FCTKMX6_CMD_OUT
727	FLOCCULATION TANK MIXER NO. 7 START/STOP COMMAND	16-DO	2	8	7	FCTKMX7_CMD_OUT
728	FLOCCULATION TANK MIXER NO. 8 START/STOP COMMAND	16-DO	2	8	8	FCTKMX8_CMD_OUT
729	FLOCCULATION TANK MIXER NO. 9 START/STOP COMMAND	16-DO	2	8	9	FCTKMX9_CMD_OUT
730	FLOCCULATION TANK MIXER NO. 10 START/STOP COMMAND	16-DO	2	8	10	FCTKMX10_CMD_OUT
731	FLOCCULATION TANK MIXER NO. 11 START/STOP COMMAND	16-DO	2	8	11	FCTKMX11_CMD_OUT
732	SPARE	16-DO	2	8	12	
733	SPARE	16-DO	2	8	13	
734	SPARE	16-DO	2	8	14	
735	SPARE	16-DO	2	8	15	
736	SPARE	16-DO	2	8	16	

MIAMI-DADE WATER AND SEWER DEPARTMENT  
SOUTH DISTRICT WASTE WATER TREATMENT PLANT  
INPUT/OUTPUT LIST  
RTU SD24 FILTER SYSTEM

ITEM	DESCRIPTION	SIG.TYPE	RACK	CARD	POINT	SIGNAL NAME
737	FILTER NO. 13 IN SERVICE	16-DO	5	5	1	F13SYSBW_SERV_OUT
738	FILTER NO. 13 SYSTEM BACKWASH BACKWASHING	16-DO	5	5	2	F13SYSBW_BACKW_OUT
739	FILTER NO. 13 INFLUENT VALVE OPEN	16-DO	5	5	3	F13INVLV_OPEN_OUT
740	FILTER NO. 13 INFLUENT VALVE CLOSE	16-DO	5	5	4	F13INVLV_CLOSE_OUT
741	FILTER NO. 13 AIR SCOUR BLOWERS VALVE OPEN	16-DO	5	5	5	F13ASVLV_OPEN_OUT
742	FILTER NO. 13 AIR SCOUR BLOWERS VALVE CLOSE	16-DO	5	5	6	F13ASVLV_CLOSE_OUT
743	FILTER NO. 13 DIRTY BACKWASH WATER VALVE OPEN	16-DO	5	5	7	F13BWWLV_OPEN_OUT
744	FILTER NO. 13 DIRTY BACKWASH WATER VALVE CLOSE	16-DO	5	5	8	F13BWWLV_CLOSE_OUT
745	FILTER NO. 13 BACKWASH PUMPS VALVE OPEN	16-DO	5	5	9	F13BPVLV_OPEN_OUT
746	FILTER NO. 13 BACKWASH PUMPS VALVE CLOSE	16-DO	5	5	10	F13BPVLV_CLOSE_OUT
747	FILTER NO. 13 EFFLUENT VALVE OPEN	16-DO	5	5	11	F13EFVLV_OPEN_OUT
748	FILTER NO. 13 EFFLUENT VALVE CLOSE	16-DO	5	5	12	F13EFVLV_CLOSE_OUT
749	SPARE	16-DO	5	5	13	
750	SPARE	16-DO	5	5	14	
751	SPARE	16-DO	5	5	15	
752	SPARE	16-DO	5	5	16	
753	FILTER NO. 14 IN SERVICE	16-DO	5	6	1	F14SYSBW_SERV_OUT
754	FILTER NO. 14 SYSTEM BACKWASH BACKWASHING	16-DO	5	6	2	F14SYSBW_BACKW_OUT
755	FILTER NO. 14 INFLUENT VALVE OPEN	16-DO	5	6	3	F14INVLV_OPEN_OUT
756	FILTER NO. 14 INFLUENT VALVE CLOSE	16-DO	5	6	4	F14INVLV_CLOSE_OUT
757	FILTER NO. 14 AIR SCOUR BLOWERS VALVE OPEN	16-DO	5	6	5	F14ASVLV_OPEN_OUT
758	FILTER NO. 14 AIR SCOUR BLOWERS VALVE CLOSE	16-DO	5	6	6	F14ASVLV_CLOSE_OUT
759	FILTER NO. 14 DIRTY BACKWASH WATER VALVE OPEN	16-DO	5	6	7	F14BWWLV_OPEN_OUT
760	FILTER NO. 14 DIRTY BACKWASH WATER VALVE CLOSE	16-DO	5	6	8	F14BWWLV_CLOSE_OUT
761	FILTER NO. 14 BACKWASH PUMPS VALVE OPEN	16-DO	5	6	9	F14BPVLV_OPEN_OUT
762	FILTER NO. 14 BACKWASH PUMPS VALVE CLOSE	16-DO	5	6	10	F14BPVLV_CLOSE_OUT
763	FILTER NO. 14 EFFLUENT VALVE OPEN	16-DO	5	6	11	F14EFVLV_OPEN_OUT
764	FILTER NO. 14 EFFLUENT VALVE CLOSE	16-DO	5	6	12	F14EFVLV_CLOSE_OUT
765	SPARE	16-DO	5	6	13	
766	SPARE	16-DO	5	6	14	
767	SPARE	16-DO	5	6	15	
768	SPARE	16-DO	5	6	16	
769	FILTER NO. 15 IN SERVICE	16-DO	6	5	1	F15SYSBW_SERV_OUT
770	FILTER NO. 15 SYSTEM BACKWASH BACKWASHING	16-DO	6	5	2	F15SYSBW_BACKW_OUT
771	FILTER NO. 15 INFLUENT VALVE OPEN	16-DO	6	5	3	F15INVLV_OPEN_OUT
772	FILTER NO. 15 INFLUENT VALVE CLOSE	16-DO	6	5	4	F15INVLV_CLOSE_OUT
773	FILTER NO. 15 AIR SCOUR BLOWERS VALVE OPEN	16-DO	6	5	5	F15ASVLV_OPEN_OUT
774	FILTER NO. 15 AIR SCOUR BLOWERS VALVE CLOSE	16-DO	6	5	6	F15ASVLV_CLOSE_OUT
775	FILTER NO. 15 DIRTY BACKWASH WATER VALVE OPEN	16-DO	6	5	7	F15BWWLV_OPEN_OUT
776	FILTER NO. 15 DIRTY BACKWASH WATER VALVE CLOSE	16-DO	6	5	8	F15BWWLV_CLOSE_OUT
777	FILTER NO. 15 BACKWASH PUMPS VALVE OPEN	16-DO	6	5	9	F15BPVLV_OPEN_OUT
778	FILTER NO. 15 BACKWASH PUMPS VALVE CLOSE	16-DO	6	5	10	F15BPVLV_CLOSE_OUT
779	FILTER NO. 15 EFFLUENT VALVE OPEN	16-DO	6	5	11	F15EFVLV_OPEN_OUT
780	FILTER NO. 15 EFFLUENT VALVE CLOSE	16-DO	6	5	12	F15EFVLV_CLOSE_OUT
781	SPARE	16-DO	6	5	13	
782	SPARE	16-DO	6	5	14	
783	SPARE	16-DO	6	5	15	
784	SPARE	16-DO	6	5	16	
785	FILTER NO. 16 IN SERVICE	16-DO	6	6	1	F16SYSBW_SERV_OUT
786	FILTER NO. 16 SYSTEM BACKWASH BACKWASHING	16-DO	6	6	2	F16SYSBW_BACKW_OUT
787	FILTER NO. 16 INFLUENT VALVE OPEN	16-DO	6	6	3	F16INVLV_OPEN_OUT
788	FILTER NO. 16 INFLUENT VALVE CLOSE	16-DO	6	6	4	F16INVLV_CLOSE_OUT
789	FILTER NO. 16 AIR SCOUR BLOWERS VALVE OPEN	16-DO	6	6	5	F16ASVLV_OPEN_OUT
790	FILTER NO. 16 AIR SCOUR BLOWERS VALVE CLOSE	16-DO	6	6	6	F16ASVLV_CLOSE_OUT
791	FILTER NO. 16 DIRTY BACKWASH WATER VALVE OPEN	16-DO	6	6	7	F16BWWLV_OPEN_OUT
792	FILTER NO. 16 DIRTY BACKWASH WATER VALVE CLOSE	16-DO	6	6	8	F16BWWLV_CLOSE_OUT
793	FILTER NO. 16 BACKWASH PUMPS VALVE OPEN	16-DO	6	6	9	F16BPVLV_OPEN_OUT
794	FILTER NO. 16 BACKWASH PUMPS VALVE CLOSE	16-DO	6	6	10	F16BPVLV_CLOSE_OUT
795	FILTER NO. 16 EFFLUENT VALVE OPEN	16-DO	6	6	11	F16EFVLV_OPEN_OUT
796	FILTER NO. 16 EFFLUENT VALVE CLOSE	16-DO	6	6	12	F16EFVLV_CLOSE_OUT
797	SPARE	16-DO	6	6	13	
798	SPARE	16-DO	6	6	14	
799	SPARE	16-DO	6	6	15	
800	SPARE	16-DO	6	6	16	
801	FILTER NO. 17 IN SERVICE	16-DO	7	5	1	F17SYSBW_SERV_OUT
802	FILTER NO. 17 SYSTEM BACKWASH BACKWASHING	16-DO	7	5	2	F17SYSBW_BACKW_OUT
803	FILTER NO. 17 INFLUENT VALVE OPEN	16-DO	7	5	3	F17INVLV_OPEN_OUT
804	FILTER NO. 17 INFLUENT VALVE CLOSE	16-DO	7	5	4	F17INVLV_CLOSE_OUT
805	FILTER NO. 17 AIR SCOUR BLOWERS VALVE OPEN	16-DO	7	5	5	F17ASVLV_OPEN_OUT
806	FILTER NO. 17 AIR SCOUR BLOWERS VALVE CLOSE	16-DO	7	5	6	F17ASVLV_CLOSE_OUT
807	FILTER NO. 17 DIRTY BACKWASH WATER VALVE OPEN	16-DO	7	5	7	F17BWWLV_OPEN_OUT
808	FILTER NO. 17 DIRTY BACKWASH WATER VALVE CLOSE	16-DO	7	5	8	F17BWWLV_CLOSE_OUT
809	FILTER NO. 17 BACKWASH PUMPS VALVE OPEN	16-DO	7	5	9	F17BPVLV_OPEN_OUT
810	FILTER NO. 17 BACKWASH PUMPS VALVE CLOSE	16-DO	7	5	10	F17BPVLV_CLOSE_OUT
811	FILTER NO. 17 EFFLUENT VALVE OPEN	16-DO	7	5	11	F17EFVLV_OPEN_OUT
812	FILTER NO. 17 EFFLUENT VALVE CLOSE	16-DO	7	5	12	F17EFVLV_CLOSE_OUT

MIAMI-DADE WATER AND SEWER DEPARTMENT  
SOUTH DISTRICT WASTE WATER TREATMENT PLANT  
INPUT/OUTPUT LIST  
RTU SD24 FILTER SYSTEM

ITEM	DESCRIPTION	SIG.TYPE	RACK	CARD	POINT	SIGNAL NAME
813	SPARE	16-DO	7	5	13	
814	SPARE	16-DO	7	5	14	
815	SPARE	16-DO	7	5	15	
816	SPARE	16-DO	7	5	16	
817	FILTER NO. 18 IN SERVICE	16-DO	7	6	1	F18SYSBW_SERV_OUT
818	FILTER NO. 18 SYSTEM BACKWASH BACKWASHING	16-DO	7	6	2	F18SYSBW_BACKW_OUT
819	FILTER NO. 18 INFLUENT VALVE OPEN	16-DO	7	6	3	F18INVLV_OPEN_OUT
820	FILTER NO. 18 INFLUENT VALVE CLOSE	16-DO	7	6	4	F18INVLV_CLOSE_OUT
821	FILTER NO. 18 AIR SCOUR BLOWERS VALVE OPEN	16-DO	7	6	5	F18ASVLV_OPEN_OUT
822	FILTER NO. 18 AIR SCOUR BLOWERS VALVE CLOSE	16-DO	7	6	6	F18ASVLV_CLOSE_OUT
823	FILTER NO. 18 DIRTY BACKWASH WATER VALVE OPEN	16-DO	7	6	7	F18BWWLV_OPEN_OUT
824	FILTER NO. 18 DIRTY BACKWASH WATER VALVE CLOSE	16-DO	7	6	8	F18BWWLV_CLOSE_OUT
825	FILTER NO. 18 BACKWASH PUMPS VALVE OPEN	16-DO	7	6	9	F18BPVLV_OPEN_OUT
826	FILTER NO. 18 BACKWASH PUMPS VALVE CLOSE	16-DO	7	6	10	F18BPVLV_CLOSE_OUT
827	FILTER NO. 18 EFFLUENT VALVE OPEN	16-DO	7	6	11	F18EFVLV_OPEN_OUT
828	FILTER NO. 18 EFFLUENT VALVE CLOSE	16-DO	7	6	12	F18EFVLV_CLOSE_OUT
829	SPARE	16-DO	7	6	13	
830	SPARE	16-DO	7	6	14	
831	SPARE	16-DO	7	6	15	
832	SPARE	16-DO	7	6	16	
833	FILTER NO. 19 IN SERVICE	16-DO	8	5	1	F19SYSBW_SERV_OUT
834	FILTER NO. 19 SYSTEM BACKWASH BACKWASHING	16-DO	8	5	2	F19SYSBW_BACKW_OUT
835	FILTER NO. 19 INFLUENT VALVE OPEN	16-DO	8	5	3	F19INVLV_OPEN_OUT
836	FILTER NO. 19 INFLUENT VALVE CLOSE	16-DO	8	5	4	F19INVLV_CLOSE_OUT
837	FILTER NO. 19 AIR SCOUR BLOWERS VALVE OPEN	16-DO	8	5	5	F19ASVLV_OPEN_OUT
838	FILTER NO. 19 AIR SCOUR BLOWERS VALVE CLOSE	16-DO	8	5	6	F19ASVLV_CLOSE_OUT
839	FILTER NO. 19 DIRTY BACKWASH WATER VALVE OPEN	16-DO	8	5	7	F19BWWLV_OPEN_OUT
840	FILTER NO. 19 DIRTY BACKWASH WATER VALVE CLOSE	16-DO	8	5	8	F19BWWLV_CLOSE_OUT
841	FILTER NO. 19 BACKWASH PUMPS VALVE OPEN	16-DO	8	5	9	F19BPVLV_OPEN_OUT
842	FILTER NO. 19 BACKWASH PUMPS VALVE CLOSE	16-DO	8	5	10	F19BPVLV_CLOSE_OUT
843	FILTER NO. 19 EFFLUENT VALVE OPEN	16-DO	8	5	11	F19EFVLV_OPEN_OUT
844	FILTER NO. 19 EFFLUENT VALVE CLOSE	16-DO	8	5	12	F19EFVLV_CLOSE_OUT
845	SPARE	16-DO	8	5	13	
846	SPARE	16-DO	8	5	14	
847	SPARE	16-DO	8	5	15	
848	SPARE	16-DO	8	5	16	
849	FILTER NO. 20 IN SERVICE	16-DO	8	6	1	F20SYSBW_SERV_OUT
850	FILTER NO. 20 SYSTEM BACKWASH BACKWASHING	16-DO	8	6	2	F20SYSBW_BACKW_OUT
851	FILTER NO. 20 INFLUENT VALVE OPEN	16-DO	8	6	3	F20INVLV_OPEN_OUT
852	FILTER NO. 20 INFLUENT VALVE CLOSE	16-DO	8	6	4	F20INVLV_CLOSE_OUT
853	FILTER NO. 20 AIR SCOUR BLOWERS VALVE OPEN	16-DO	8	6	5	F20ASVLV_OPEN_OUT
854	FILTER NO. 20 AIR SCOUR BLOWERS VALVE CLOSE	16-DO	8	6	6	F20ASVLV_CLOSE_OUT
855	FILTER NO. 20 DIRTY BACKWASH WATER VALVE OPEN	16-DO	8	6	7	F20BWWLV_OPEN_OUT
856	FILTER NO. 20 DIRTY BACKWASH WATER VALVE CLOSE	16-DO	8	6	8	F20BWWLV_CLOSE_OUT
857	FILTER NO. 20 BACKWASH PUMPS VALVE OPEN	16-DO	8	6	9	F20BPVLV_OPEN_OUT
858	FILTER NO. 20 BACKWASH PUMPS VALVE CLOSE	16-DO	8	6	10	F20BPVLV_CLOSE_OUT
859	FILTER NO. 20 EFFLUENT VALVE OPEN	16-DO	8	6	11	F20EFVLV_OPEN_OUT
860	FILTER NO. 20 EFFLUENT VALVE CLOSE	16-DO	8	6	12	F20EFVLV_CLOSE_OUT
861	SPARE	16-DO	8	6	13	
862	SPARE	16-DO	8	6	14	
863	SPARE	16-DO	8	6	15	
864	SPARE	16-DO	8	6	16	
865	FILTER NO. 21 IN SERVICE	16-DO	9	5	1	F21SYSBW_SERV_OUT
866	FILTER NO. 21 SYSTEM BACKWASH BACKWASHING	16-DO	9	5	2	F21SYSBW_BACKW_OUT
867	FILTER NO. 21 INFLUENT VALVE OPEN	16-DO	9	5	3	F21INVLV_OPEN_OUT
868	FILTER NO. 21 INFLUENT VALVE CLOSE	16-DO	9	5	4	F21INVLV_CLOSE_OUT
869	FILTER NO. 21 AIR SCOUR BLOWERS VALVE OPEN	16-DO	9	5	5	F21ASVLV_OPEN_OUT
870	FILTER NO. 21 AIR SCOUR BLOWERS VALVE CLOSE	16-DO	9	5	6	F21ASVLV_CLOSE_OUT
871	FILTER NO. 21 DIRTY BACKWASH WATER VALVE OPEN	16-DO	9	5	7	F21BWWLV_OPEN_OUT
872	FILTER NO. 21 DIRTY BACKWASH WATER VALVE CLOSE	16-DO	9	5	8	F21BWWLV_CLOSE_OUT
873	FILTER NO. 21 BACKWASH PUMPS VALVE OPEN	16-DO	9	5	9	F21BPVLV_OPEN_OUT
874	FILTER NO. 21 BACKWASH PUMPS VALVE CLOSE	16-DO	9	5	10	F21BPVLV_CLOSE_OUT
875	FILTER NO. 21 EFFLUENT VALVE OPEN	16-DO	9	5	11	F21EFVLV_OPEN_OUT
876	FILTER NO. 21 EFFLUENT VALVE CLOSE	16-DO	9	5	12	F21EFVLV_CLOSE_OUT
877	SPARE	16-DO	9	5	13	
878	SPARE	16-DO	9	5	14	
879	SPARE	16-DO	9	5	15	
880	SPARE	16-DO	9	5	16	
881	FILTER NO. 22 IN SERVICE	16-DO	9	6	1	F22SYSBW_SERV_OUT
882	FILTER NO. 22 SYSTEM BACKWASH BACKWASHING	16-DO	9	6	2	F22SYSBW_BACKW_OUT
883	FILTER NO. 22 INFLUENT VALVE OPEN	16-DO	9	6	3	F22INVLV_OPEN_OUT
884	FILTER NO. 22 INFLUENT VALVE CLOSE	16-DO	9	6	4	F22INVLV_CLOSE_OUT
885	FILTER NO. 22 AIR SCOUR BLOWERS VALVE OPEN	16-DO	9	6	5	F22ASVLV_OPEN_OUT
886	FILTER NO. 22 AIR SCOUR BLOWERS VALVE CLOSE	16-DO	9	6	6	F22ASVLV_CLOSE_OUT
887	FILTER NO. 22 DIRTY BACKWASH WATER VALVE OPEN	16-DO	9	6	7	F22BWWLV_OPEN_OUT
888	FILTER NO. 22 DIRTY BACKWASH WATER VALVE CLOSE	16-DO	9	6	8	F22BWWLV_CLOSE_OUT

MIAMI-DADE WATER AND SEWER DEPARTMENT  
 SOUTH DISTRICT WASTE WATER TREATMENT PLANT  
 INPUT/OUTPUT LIST  
 RTU SD24 FILTER SYSTEM

ITEM	DESCRIPTION	SIG.TYPE	RACK	CARD	POINT	SIGNAL NAME
889	FILTER NO. 22 BACKWASH PUMPS VALVE OPEN	16-DO	9	6	9	F22BPVLV_OPEN_OUT
890	FILTER NO. 22 BACKWASH PUMPS VALVE CLOSE	16-DO	9	6	10	F22BPVLV_CLOSE_OUT
891	FILTER NO. 22 EFFLUENT VALVE OPEN	16-DO	9	6	11	F22EFVLV_OPEN_OUT
892	FILTER NO. 22 EFFLUENT VALVE CLOSE	16-DO	9	6	12	F22EFVLV_CLOSE_OUT
893	SPARE	16-DO	9	6	13	
894	SPARE	16-DO	9	6	14	
895	SPARE	16-DO	9	6	15	
896	SPARE	16-DO	9	6	16	
897	FILTER NO. 23 IN SERVICE	16-DO	10	5	1	F23SYSBW_SERV_OUT
898	FILTER NO. 23 SYSTEM BACKWASH BACKWASHING	16-DO	10	5	2	F23SYSBW_BACKW_OUT
899	FILTER NO. 23 INFLUENT VALVE OPEN	16-DO	10	5	3	F23INVLV_OPEN_OUT
900	FILTER NO. 23 INFLUENT VALVE CLOSE	16-DO	10	5	4	F23INVLV_CLOSE_OUT
901	FILTER NO. 23 AIR SCOUR BLOWERS VALVE OPEN	16-DO	10	5	5	F23ASVLV_OPEN_OUT
902	FILTER NO. 23 AIR SCOUR BLOWERS VALVE CLOSE	16-DO	10	5	6	F23ASVLV_CLOSE_OUT
903	FILTER NO. 23 DIRTY BACKWASH WATER VALVE OPEN	16-DO	10	5	7	F23BWVLV_OPEN_OUT
904	FILTER NO. 23 DIRTY BACKWASH WATER VALVE CLOSE	16-DO	10	5	8	F23BWVLV_CLOSE_OUT
905	FILTER NO. 23 BACKWASH PUMPS VALVE OPEN	16-DO	10	5	9	F23BPVLV_OPEN_OUT
906	FILTER NO. 23 BACKWASH PUMPS VALVE CLOSE	16-DO	10	5	10	F23BPVLV_CLOSE_OUT
907	FILTER NO. 23 EFFLUENT VALVE OPEN	16-DO	10	5	11	F23EFVLV_OPEN_OUT
908	FILTER NO. 23 EFFLUENT VALVE CLOSE	16-DO	10	5	12	F23EFVLV_CLOSE_OUT
909	SPARE	16-DO	10	5	13	
910	SPARE	16-DO	10	5	14	
911	SPARE	16-DO	10	5	15	
912	SPARE	16-DO	10	5	16	
913	FILTER NO. 24 IN SERVICE	16-DO	10	6	1	F24SYSBW_SERV_OUT
914	FILTER NO. 24 SYSTEM BACKWASH BACKWASHING	16-DO	10	6	2	F24SYSBW_BACKW_OUT
915	FILTER NO. 24 INFLUENT VALVE OPEN	16-DO	10	6	3	F24INVLV_OPEN_OUT
916	FILTER NO. 24 INFLUENT VALVE CLOSE	16-DO	10	6	4	F24INVLV_CLOSE_OUT
917	FILTER NO. 24 AIR SCOUR BLOWERS VALVE OPEN	16-DO	10	6	5	F24ASVLV_OPEN_OUT
918	FILTER NO. 24 AIR SCOUR BLOWERS VALVE CLOSE	16-DO	10	6	6	F24ASVLV_CLOSE_OUT
919	FILTER NO. 24 DIRTY BACKWASH WATER VALVE OPEN	16-DO	10	6	7	F24BWVLV_OPEN_OUT
920	FILTER NO. 24 DIRTY BACKWASH WATER VALVE CLOSE	16-DO	10	6	8	F24BWVLV_CLOSE_OUT
921	FILTER NO. 24 BACKWASH PUMPS VALVE OPEN	16-DO	10	6	9	F24BPVLV_OPEN_OUT
922	FILTER NO. 24 BACKWASH PUMPS VALVE CLOSE	16-DO	10	6	10	F24BPVLV_CLOSE_OUT
923	FILTER NO. 24 EFFLUENT VALVE OPEN	16-DO	10	6	11	F24EFVLV_OPEN_OUT
924	FILTER NO. 24 EFFLUENT VALVE CLOSE	16-DO	10	6	12	F24EFVLV_CLOSE_OUT
925	SPARE	16-DO	10	6	13	
926	SPARE	16-DO	10	6	14	
927	SPARE	16-DO	10	6	15	
928	SPARE	16-DO	10	6	16	

MIAMI-DADE WATER AND SEWER DEPARTMENT  
SOUTH DISTRICT WASTE WATER TREATMENT PLANT  
INPUT/OUTPUT LIST  
RTU SD27 POLYMER BUILDING #2

ITEM	DESCRIPTION	SIG. TYPE	RACK	CARD	POINT	PT. CONN	ZERO	SPAN	SIGNAL NAME
POLYMER BLDG #2 RACKS 1/2 (10.7.120.105/104)									
1	METERING PUMP P-1 SPEED INDICATION	8-AI	1	6	1	1	0	60	POLYP1_SPD_IN
2	METERING PUMP P-2 SPEED INDICATION	8-AI	1	6	2	1	0	60	POLYP2_SPD_IN
3	METERING PUMP P-3 SPEED INDICATION	8-AI	1	6	3	1	0	60	POLYP3_SPD_IN
4	METERING PUMP P-4 SPEED INDICATION	8-AI	1	6	4	1	0	60	POLYP4_SPD_IN
5	METERING PUMP B-1 SPEED INDICATION	8-AI	1	6	5	1	0	60	POLYB1_SPD_IN
6	METERING PUMP P-9 SPEED INDICATION	8-AI	1	6	6	1	0	60	POLYP9_SPD_IN
7	METERING PUMP P-5 SPEED INDICATION	8-AI	1	6	7	1	0	60	POLYP5_SPD_IN
8	METERING PUMP P-6 SPEED INDICATION	8-AI	1	6	8	1	0	60	POLYP6_SPD_IN
9	METERING PUMP P-7 SPEED INDICATION	8-AI	1	7	1	1	0	60	POLYP7_SPD_IN
10	METERING PUMP P-8 SPEED INDICATION	8-AI	1	7	2	1	0	60	POLYP8_SPD_IN
11	METERING PUMP B-2 SPEED INDICATION	8-AI	1	7	3	1	0	60	POLYB2_SPD_IN
12	METERING PUMP P-10 SPEED INDICATION	8-AI	1	7	4	1	0	60	POLYP10_SPD_IN
13	SPARE-AI	8-AI	1	7	5				
14	SPARE-AI	8-AI	1	7	6				
15	SPARE-AI	8-AI	1	7	7				
16	SPARE-AI	8-AI	1	7	8				
17	METERING PUMP P-1 SPEED CONTROL	4-AO	1	8	1	1	0	60	POLYP1_SPD_OUT
18	METERING PUMP P-2 SPEED CONTROL	4-AO	1	8	2	1	0	60	POLYP2_SPD_OUT
19	METERING PUMP P-3 SPEED CONTROL	4-AO	1	8	3	1	0	60	POLYP3_SPD_OUT
20	METERING PUMP P-4 SPEED CONTROL	4-AO	1	8	4	1	0	60	POLYP4_SPD_OUT
21	METERING PUMP B-1 SPEED CONTROL	4-AO	2	1	1	1	0	60	POLYB1_SPD_OUT
22	METERING PUMP P-9 SPEED CONTROL	4-AO	2	1	2	1	0	60	POLYP9_SPD_OUT
23	METERING PUMP P-5 SPEED CONTROL	4-AO	2	1	3	1	0	60	POLYP5_SPD_OUT
24	METERING PUMP P-6 SPEED CONTROL	4-AO	2	1	4	1	0	60	POLYP6_SPD_OUT
25	METERING PUMP P-7 SPEED CONTROL	4-AO	2	2	1	1	0	60	POLYP7_SPD_OUT
26	METERING PUMP P-8 SPEED CONTROL	4-AO	2	2	2	1	0	60	POLYP8_SPD_OUT
27	METERING PUMP B-2 SPEED CONTROL	4-AO	2	2	3	1	0	60	POLYB2_SPD_OUT
28	METERING PUMP P-10 SPEED CONTROL	4-AO	2	2	4	1	0	60	POLYP10_SPD_OUT
29	BOOSTER PUMP 1 STATUS FAILURE	16-DI	1	1	1	1			BTPMP1_ALRM_IN
30	DISPENSER 1 STATUS RUNNING	16-DI	1	1	2	1			DISPER1_STAT_IN
31	BOOSTER PUMP 2 STATUS FAILURE	16-DI	1	1	3	1			BTPMP2_ALRM_IN
32	COMPRESSOR STATUS FAILURE	16-DI	1	1	4	1			COMPRES_ALRM_IN
33	DISPENSER 2 STATUS RUNNING	16-DI	1	1	5	1			DISPER2_STAT_IN
34	HOPPER 2 LOW LEVEL SWITCH	16-DI	1	1	6	1			HOPPER2_LOW_IN
35	HOPPER 1 LOW LEVEL SWITCH	16-DI	1	1	7	1			HOPPER1_LOW_IN
36	SCREEN CONVEYOR 1 STATUS RUNNING	16-DI	1	1	8	1			SCRCONV1_STAT_IN
37	SCREEN CONVEYOR 2 STATUS RUNNING	16-DI	1	1	9	1			SCRCONV2_STAT_IN
38	POLYMER MIXER 2 STATUS RUNNING	16-DI	1	1	10	1			POLYMIX2_STAT_IN
39	POLYMER MIXER 1 STATUS RUNNING	16-DI	1	1	11	1			POLYMIX1_STAT_IN
40	POLYMER MIXER 3 STATUS RUNNING	16-DI	1	1	12	1			POLYMIX3_STAT_IN
41	POLYMER MIXER 4 STATUS RUNNING	16-DI	1	1	13	1			POLYMIX4_STAT_IN
42	METERING PUMP P-1 STATUS	16-DI	1	1	14	1			POLYP1_STAT_IN
43	METERING PUMP P-2 STATUS	16-DI	1	1	15	1			POLYP2_STAT_IN
44	METERING PUMP P-3 STATUS	16-DI	1	1	16	1			POLYP3_STAT_IN
45	METERING PUMP P-4 STATUS	16-DI	1	2	1	1			POLYP4_STAT_IN
46	METERING PUMP B-1 STATUS	16-DI	1	2	2	1			POLYB1_STAT_IN
47	METERING PUMP P-9 STATUS	16-DI	1	2	3	1			POLYP9_STAT_IN
48	METERING PUMP P-1 FAILURE	16-DI	1	2	4	1			POLYP1_ALRM_IN
49	METERING PUMP P-2 FAILURE	16-DI	1	2	5	1			POLYP2_ALRM_IN
50	METERING PUMP P-3 FAILURE	16-DI	1	2	6	1			POLYP3_ALRM_IN
51	METERING PUMP P-4 FAILURE	16-DI	1	2	7	1			POLYP4_ALRM_IN
52	METERING PUMP B-1 FAILURE	16-DI	1	2	8	1			POLYB1_ALRM_IN
53	METERING PUMP P-9 FAILURE	16-DI	1	2	9	1			POLYP9_ALRM_IN
54	METERING PUMP P-1 DISCHARGE PRESSURE	16-DI	1	2	10	1			POLYP1_PRES_IN
55	METERING PUMP P-2 DISCHARGE PRESSURE	16-DI	1	2	11	1			POLYP2_PRES_IN
56	METERING PUMP P-3 DISCHARGE PRESSURE	16-DI	1	2	12	1			POLYP3_PRES_IN
57	METERING PUMP P-4 DISCHARGE PRESSURE	16-DI	1	2	13	1			POLYP4_PRES_IN
58	METERING PUMP B-1 DISCHARGE PRESSURE	16-DI	1	2	14	1			POLYB1_PRES_IN
59	METERING PUMP P-9 DISCHARGE PRESSURE	16-DI	1	2	15	1			POLYP9_PRES_IN
60	METERING PUMP P-5 STATUS	16-DI	1	2	16	1			POLYP5_STAT_IN
61	METERING PUMP P-6 STATUS	16-DI	1	3	1	1			POLYP6_STAT_IN
62	METERING PUMP P-7 STATUS	16-DI	1	3	2	1			POLYP7_STAT_IN
63	METERING PUMP P-8 STATUS	16-DI	1	3	3	1			POLYP8_STAT_IN
64	METERING PUMP B-2 STATUS	16-DI	1	3	4	1			POLYB2_STAT_IN
65	METERING PUMP P-10 STATUS	16-DI	1	3	5	1			POLYP10_STAT_IN
66	METERING PUMP P-5 FAILURE	16-DI	1	3	6	1			POLYP5_ALRM_IN
67	METERING PUMP P-6 FAILURE	16-DI	1	3	7	1			POLYP6_ALRM_IN
68	METERING PUMP P-7 FAILURE	16-DI	1	3	8	1			POLYP7_ALRM_IN
69	METERING PUMP P-8 FAILURE	16-DI	1	3	9	1			POLYP8_ALRM_IN
70	METERING PUMP B-2 FAILURE	16-DI	1	3	10	1			POLYB2_ALRM_IN
71	METERING PUMP P-10 FAILURE	16-DI	1	3	11	1			POLYP10_ALRM_IN
72	METERING PUMP P-5 DISCHARGE PRESSURE	16-DI	1	3	12	1			POLYP5_PRES_HI
73	METERING PUMP P-6 DISCHARGE PRESSURE	16-DI	1	3	13	1			POLYP6_PRES_HI
74	METERING PUMP P-7 DISCHARGE PRESSURE	16-DI	1	3	14	1			POLYP7_PRES_HI
75	METERING PUMP P-8 DISCHARGE PRESSURE	16-DI	1	3	15	1			POLYP8_PRES_HI

MIAMI-DADE WATER AND SEWER DEPARTMENT  
 SOUTH DISTRICT WASTE WATER TREATMENT PLANT  
 INPUT/OUTPUT LIST  
 RTU SD27 POLYMER BUILDING #2

ITEM	DESCRIPTION	SIG. TYPE	RACK	CARD	POINT	PT. CONN	ZERO	SPAN	SIGNAL NAME
76	METERING PUMP B-2 DISCHARGE PRESSURE	16-DI	1	3	16	1			POLYB2_PRESS_HI
77	METERING PUMP P-10 DISCHARGE PRESSURE	16-DI	1	4	1	1			POLYP10_PRESS_HI
78	SPARE-DI	16-DI	1	4	2				
79	SPARE-DI	16-DI	1	4	3				
80	SPARE-DI	16-DI	1	4	4				
81	SPARE-DI	16-DI	1	4	5				
82	BOOSTER PUMP 1 STATUS RUNNING	16-DI	1	4	6	1			BTPMP1_STAT_IN
83	BOOSTER PUMP 2 STATUS RUNNING	16-DI	1	4	7	1			BTPMP2_STAT_IN
84	GENERAL ALARM A	16-DI	1	4	8	1			GENERAL_ALARM1_IN
85	GENERAL ALARM B	16-DI	1	4	9	1			GENERAL_ALARM2_IN
86	SPARE-DI	16-DI	1	4	10				
87	SYSTEM RESET	16-DI	1	4	11	1			SYSTEM_RESET
88	SPARE-DI	16-DI	1	4	12				
89	SPARE-DI	16-DI	1	4	13				
90	SPARE-DI	16-DI	1	4	14				
91	SPARE-DI	16-DI	1	4	15				
92	SPARE-DI	16-DI	1	4	16				
93	GENERAL ALARM CONTROL	16-DO	1	5	1	1			GENERAL_ALARM_OUT
94	METERING PUMP P-1 CONTROL	16-DO	1	5	2	1			POLYP1_START_OUT
95	METERING PUMP P-2 CONTROL	16-DO	1	5	3	1			POLYP2_START_OUT
96	METERING PUMP P-3 CONTROL	16-DO	1	5	4	1			POLYP3_START_OUT
97	METERING PUMP P-4 CONTROL	16-DO	1	5	5	1			POLYP4_START_OUT
98	METERING PUMP B-1 CONTROL	16-DO	1	5	6	1			POLYB1_START_OUT
99	METERING PUMP P-9 CONTROL	16-DO	1	5	7	1			POLYP9_START_OUT
100	METERING PUMP P-5 CONTROL	16-DO	1	5	8	1			POLYP5_START_OUT
101	METERING PUMP P-6 CONTROL	16-DO	1	5	9	1			POLYP6_START_OUT
102	METERING PUMP P-7 CONTROL	16-DO	1	5	10	1			POLYP7_START_OUT
103	METERING PUMP P-8 CONTROL	16-DO	1	5	11	1			POLYP8_START_OUT
104	METERING PUMP B-2 CONTROL	16-DO	1	5	12	1			POLYB2_START_OUT
105	METERING PUMP P-10 CONTROL	16-DO	1	5	13	1			POLYP10_START_OUT
106	SPARE-DO	16-DO	1	5	14				
107	SPARE-DO	16-DO	1	5	15				
108	SPARE-DO	16-DO	1	5	16				

	Points	Boards	Spare
4-AI	0	0	
8-AI	16	2	
2-AO	0	0	
4-AO	12	3	
8-DI	0	0	
16-DI	64	4	
8-DO	0	0	
16-DO	16	1	
Spare AI	4		25%
Spare AO	0		0%
Spare DI	10		16%
Spare DO	3		19%
<b>Total</b>	<b>108</b>	<b>10</b>	

**TOTAL CONNECTED** 91  
**PERCENTAGE CONNECTED + SPARES** 100%  
**SPARES** 16%

MIAMI-DADE WATER AND SEWER DEPARTMENT  
SOUTH DISTRICT WASTE WATER TREATMENT PLANT  
INPUT/OUTPUT LIST  
RTU SD28 RAS #3

ITEM	DESCRIPTION	SIG. TYPE	RACK	CARD	POINT	PT. CONN	ZERO	SPAN	VARIABLE NAME
RAS1 STATION. RACKS 1/2 (10.7.120.103/102)									
1	CLARIFIER No.9 BLANK LEVEL	8-AI	2	1	1	1	0	16.8	CLARF9_LEVEL_I
2	ROOM TEMPERATURE	8-AI	2	1	2	1	0	150	ROOM_TEMP_IN
3	SCUM WELL LEVEL NORTH	8-AI	2	1	3	1	0	23	SCUMWEL1_LEVEL_I
4	SCUM WELL LEVEL SOUTH	8-AI	2	1	4	1	0	23	SCUMWEL2_LEVEL_I
5	CLARIFIER No.9 RAS FLOW	8-AI	2	1	5	1	0	6000	CLARF9_FLOW_I
6	CLARIFIER No.10 RAS FLOW	8-AI	2	1	6	1	0	6000	CLARF10_FLOW_I
7	CONE VALVE POSITION FEEDBACK	8-AI	2	1	7	1	0	100	CONEVLV_POS_I
8	WASTE SLUDGE FLOW TO CONCENTRATOR	8-AI	2	1	8	1	0	2000	WSTSLG_FLOW_I
9	RAS PUMP No. 1 SPEED INDICATION	8-AI	2	2	1	1	0	900	RASP1_SPD_I
10	RAS PUMP No. 2 SPEED INDICATION	8-AI	2	2	2	1	0	900	RASP2_SPD_I
11	RAS PUMP No. 3 SPEED INDICATION	8-AI	2	2	3	1	0	900	RASP3_SPD_I
12	RAS PUMP No. 4 SPEED INDICATION	8-AI	2	2	4	1	0	900	RASP4_SPD_I
13	RAS PUMP No. 5 SPEED INDICATION	8-AI	2	2	5	1	0	900	RASP5_SPD_I
14	CLARIFIER 9 RAS FLOW 2	8-AI	2	2	6	1	0	30	WEIRG9_FLOW2_I
15	CLARIFIER 10 RAS FLOW 2	8-AI	2	2	7	1	0	30	WEIRG10_FLOW2_I
16	CLARIFIER No.9 BLANK LEVEL(HACH UNIT)	8-AI	2	2	8	1	0	16.67	CLARF9_LEVEL2_I
17	CLARIFIER No. 9 LEVEL 3 (CERLIC UNIT)	8-AI	2	3	1	1	0	16.5	CLARF9_LEVEL3_I
18	BOX #9 & #10 (LEVEL)	8-AI	2	3	2	1	0	26	BOX910_LEVEL_I
19	TOTAL SUSPENDE SOLIDS	8-AI	2	3	3	1	0	50000	CLARTOT_SOL_I
20	BOX #9 WEIR GATE POSITION	8-AI	2	3	4	1	0	8.6	WEIRG9_POS_I
21	BOX #10 WEIR GATE POSITION	8-AI	2	3	5	1	0	8.6	WEIRG10_POS_I
22	NORTH SCUM WELL FLOW	8-AI	2	3	6	1	0	2000	SCUMW1_FLOW_IN
23	SOUTH SCUM WELL FLOW	8-AI	2	3	7	1	0	2000	SCUMW2_FLOW_IN
24	CLARIFIER No.10 BLANK LEVEL	8-AI	2	3	8	1	0	16.8	CLARF10_LEVEL_I
25	RAS PUMP No.1 SPEED CONTROL	4-AO	2	4	1	1	0	100	RASP1_SPD_OUT
26	RAS PUMP No.2 SPEED CONTROL	4-AO	2	4	2	1	0	100	RASP2_SPD_OUT
27	RAS PUMP No.3 SPEED CONTROL	4-AO	2	4	3	1	0	100	RASP3_SPD_OUT
28	RAS PUMP No.4 SPEED CONTROL	4-AO	2	4	4	1	0	100	RASP4_SPD_OUT
29	RAS PUMP No.5 SPEED CONTROL	4-AO	2	5	1	1	0	100	RASP5_SPD_OUT
30	CONE VALVE POSITION CONTROL	4-AO	2	5	2	1	0	100	CONEVLV_POS_OUT
31	BOX #9 WEIR GATE POSITION CONTROL	4-AO	2	5	3	1	0	8.6	WEIRG9_POS_OUT
32	BOX #10 WEIR GATE POSITION CONTROL	4-AO	2	5	4	1	0	8.6	WEIRG10_POS_OUT
33	RAS FLOW TO OXYGENATION	4-AO	2	6	1	1	0	12000	RTNSLG_OXYGEN_OUT
34	SPARE-AO	4-AO	2	6	2				
35	SPARE-AO	4-AO	2	6	3				
36	SPARE-AO	4-AO	2	6	4				
37	CONE VALVE FAILURE	16-DI	1	1	1	1			CONEVLV_ALRM_IN
38	CONE VALVE LOCAL/REMOTE STATUS	16-DI	1	1	2	1			CONEVLV_LOCAL_IN
39	RAS PUMP No.1 VFD FAILURE	16-DI	1	1	3	1			RASP1VFD_ALRM_IN
40	RAS PUMP No.2 VFD FAILURE	16-DI	1	1	4	1			RASP2VFD_ALRM_IN
41	RAS PUMP No.3 VFD FAILURE	16-DI	1	1	5	1			RASP3VFD_ALRM_IN
42	RAS PUMP No.4 VFD FAILURE	16-DI	1	1	6	1			RASP4VFD_ALRM_IN
43	RAS PUMP No.5 VFD FAILURE	16-DI	1	1	7	1			RASP5VFD_ALRM_IN
44	RAS PUMP No.1 VFD STATUS RUNNING	16-DI	1	1	8	1			RASP1_VFD_IN
45	RAS PUMP No.2 VFD STATUS RUNNING	16-DI	1	1	9	1			RASP2_VFD_IN
46	RAS PUMP No.3 VFD STATUS RUNNING	16-DI	1	1	10	1			RASP3_VFD_IN
47	RAS PUMP No.4 VFD STATUS RUNNING	16-DI	1	1	11	1			RASP4_VFD_IN
48	RAS PUMP No.5 VFD STATUS RUNNING	16-DI	1	1	12	1			RASP5_VFD_IN
49	BOX #9 WEIR GATE FAILURE	16-DI	1	1	13	1			WEIRG9_ALRM_IN
50	BOX #10 WEIR GATE FAILURE	16-DI	1	1	14	1			WEIRG10_ALRM_IN
51	BOX #9 WEIR GATE LOCAL/REMOTE STATUS	16-DI	1	1	15	1			WEIRG9_LOCAL_IN
52	BOX #10 WEIR GATE LOCAL/REMOTE STATUS	16-DI	1	1	16	1			WEIRG10_LOCAL_IN
53	SPARE-DI	16-DI	1	2	1				
54	RAS PUMP No.1 BYP STATUS	16-DI	1	2	2	1			RASP1_BYP_IN
55	RAS PUMP No.2 BYP STATUS	16-DI	1	2	3	1			RASP2_BYP_IN
56	RAS PUMP No.3 BYP STATUS	16-DI	1	2	4	1			RASP3_BYP_IN
57	RAS PUMP No.4 BYP STATUS	16-DI	1	2	5	1			RASP4_BYP_IN
58	RAS PUMP No.5 BYP STATUS	16-DI	1	2	6	1			RASP5_BYP_IN
59	SPARE-DI	16-DI	1	2	7				
60	SPARE-DI	16-DI	1	2	8				
61	RAS PUMP 1 AUTO	16-DI	1	2	9	1			RASP1_AUTO_IN
62	RAS PUMP 2 AUTO	16-DI	1	2	10	1			RASP2_AUTO_IN
63	RAS PUMP 3 AUTO	16-DI	1	2	11	1			RASP3_AUTO_IN
64	RAS PUMP 4 AUTO	16-DI	1	2	12	1			RASP4_AUTO_IN
65	RAS PUMP 5 AUTO	16-DI	1	2	13	1			RASP5_AUTO_IN
66	AC FAILURE ALARM	16-DI	1	2	14	1			ACFAIL_IN
67	BATTERY LOW FAILURE ALARM	16-DI	1	2	15	1			BATTERY_LOW_IN
68	AC SURGE PROTECTOR FAILURE	16-DI	1	2	16	1			ACSURGE_FAIL_IN
69	SPARE-DI	16-DI	1	3	1				
70	CLARIFIER No.9 STATUS	16-DI	1	3	2	1			CLARF9_STAT_IN
71	CLARIFIER No.10 STATUS	16-DI	1	3	3	1			CLARF10_STAT_IN
72	CLARIFIER No.9 STATUS (Alarm)	16-DI	1	3	4	1			CLARF9_ALRM_IN
73	CLARIFIER No.10 STATUS (Alarm)	16-DI	1	3	5	1			CLARF10_ALRM_IN
74	SCUM WELL SOUTH PUMP #1 STATUS	16-DI	1	3	6	1			SCUMPMP1_STAT_IN
75	SCUM WELL SOUTH PUMP #2 STATUS	16-DI	1	3	7	1			SCUMPMP2_STAT_IN

MIAMI-DADE WATER AND SEWER DEPARTMENT  
SOUTH DISTRICT WASTE WATER TREATMENT PLANT  
INPUT/OUTPUT LIST  
RTU SD28 RAS #3

ITEM	DESCRIPTION	SIG. TYPE	RACK	CARD	POINT	PT. CONN	ZERO	SPAN	VARIABLE NAME
76	RAS PUMP 1 VFD HIGH TEMPERATURE	16-DI	1	3	8	1			RASP1HI_TEMP_IN
77	RAS PUMP 2 VFD HIGH TEMPERATURE	16-DI	1	3	9	1			RASP2HI_TEMP_IN
78	RAS PUMP 3 VFD HIGH TEMPERATURE	16-DI	1	3	10	1			RASP3HI_TEMP_IN
79	RAS PUMP 4 VFD HIGH TEMPERATURE	16-DI	1	3	11	1			RASP4HI_TEMP_IN
80	SCUM WELL NORTH PUMP #1 STATUS	16-DI	1	3	12	1			SCUMPMP3_STAT_IN
81	SCUM WELL NORTH PUMP #2 STATUS	16-DI	1	3	13	1			SCUMPMP4_STAT_IN
82	SPARE-DI	16-DI	1	3	14				
83	SPARE-DI	16-DI	1	3	15				
84	RAS PUMP 5 VFD HIGH TEMPERATURE	16-DI	1	3	16	1			RASP5HI_TEMP_IN
85	SPARE-DI	16-DI	1	4	1				
86	TRAVELING SCREEN NORTH STATUS	16-DI	1	4	2	1			TRVSCRN1_STAT_IN
87	TRAVELING SCREEN SOUTH STATUS	16-DI	1	4	3	1			TRVSCRN2_STAT_IN
88	TRAVELING SCREEN NORTH STATUS (Alarm)	16-DI	1	4	4	1			TRVSCRN1_ALRM_IN
89	TRAVELING SCREEN SOUTH STATUS (Alarm)	16-DI	1	4	5	1			TRVSCRN2_ALRM_IN
90	SUMP PUMP NORTH #1 STATUS	16-DI	1	4	6	1			SUMPUMP1_STAT_IN
91	SUMP PUMP NORTH #2 STATUS	16-DI	1	4	7	1			SUMPUMP2_STAT_IN
92	SUMP PUMP NORTH #1 ALARM	16-DI	1	4	8	1			SUMPUMP1_ALRM_IN
93	SUMP PUMP NORTH #2 ALARM	16-DI	1	4	9	1			SUMPUMP2_ALRM_IN
94	SUMP PUMP SOUTH #1 STATUS	16-DI	1	4	10	1			SUMPUMP3_STAT_IN
95	SUMP PUMP SOUTH #2 STATUS	16-DI	1	4	11	1			SUMPUMP4_STAT_IN
96	SUMP PUMP SOUTH #1&2 ALARM	16-DI	1	4	12	1			SUMPUMP3_ALRM_IN
97	SUMP PUMP SOUTH #2 ALARM (FUTURE)	16-DI	1	4	13	1			SUMPUMP4_ALRM_IN
98	CLARIFIER No.9 TORQUE ALARM	16-DI	1	4	14	1			CLARF9_TORQUE_ALRM
99	CLARIFIER No.10 TORQUE ALARM	16-DI	1	4	15	1			CLARF10_TORQUE_ALRM
100	SPARE-DI	16-DI	1	4	16				
101	RAS PUMP 1 MANUAL	16-DI	1	5	1	1			RASP1_MAN_IN
102	RAS PUMP 2 MANUAL	16-DI	1	5	2	1			RASP2_MAN_IN
103	RAS PUMP 3 MANUAL	16-DI	1	5	3	1			RASP3_MAN_IN
104	RAS PUMP 4 MANUAL	16-DI	1	5	4	1			RASP4_MAN_IN
105	RAS PUMP 5 MANUAL	16-DI	1	5	5	1			RASP5_MAN_IN
106	SUPPLY FAN 1 STATUS	16-DI	1	5	6	1			SFAN1_STAT_IN
107	SUPPLY FAN 2 STATUS	16-DI	1	5	7	1			SFAN2_STAT_IN
108	EXHAUST FAN 1 STATUS	16-DI	1	5	8	1			EXFAN1_STAT_IN
109	EXHAUST FAN 2 STATUS	16-DI	1	5	9	1			EXFAN2_STAT_IN
110	SPARE-DI	16-DI	1	5	10				
111	SPARE-DI	16-DI	1	5	11				
112	SPARE-DI	16-DI	1	5	12				
113	SPARE-DI	16-DI	1	5	13				
114	SPARE-DI	16-DI	1	5	14				
115	SPARE-DI	16-DI	1	5	15				
116	SPARE-DI	16-DI	1	5	16				
117	RAS PUMP No. 1 COMMAND	16-DO	1	6	1	1			RASP1_VFD_OUT
118	RAS PUMP No. 2 COMMAND	16-DO	1	6	2	1			RASP2_VFD_OUT
119	RAS PUMP No. 3 COMMAND	16-DO	1	6	3	1			RASP3_VFD_OUT
120	RAS PUMP No. 4 COMMAND	16-DO	1	6	4	1			RASP4_VFD_OUT
121	RAS PUMP No. 5 COMMAND	16-DO	1	6	5	1			RASP5_VFD_OUT
122	SPARE-DO	16-DO	1	6	6				
123	SPARE-DO	16-DO	1	6	7				
124	SPARE-DO	16-DO	1	6	8				
125	SPARE-DO	16-DO	1	6	9				
126	SPARE-DO	16-DO	1	6	10				
127	BOX #9 (Auto/Manual)	16-DO	1	6	11	1			WEIRG9_MAN_OUT
128	BOX #10 (Auto/Manual)	16-DO	1	6	12	1			WEIRG10_MAN_OUT
129	SPARE-DO	16-DO	1	6	13				
130	SPARE-DO	16-DO	1	6	14				
131	SPARE-DO	16-DO	1	6	15				
132	SPARE-DO	16-DO	1	6	16				
133	SPARE-DO	16-DO	1	7	1				
134	SCUM WELL SOUTH PUMP #1 COMMAND	16-DO	1	7	2	1			SCUMPMP1_START_OUT
135	SCUM WELL SOUTH PUMP #2 COMMAND	16-DO	1	7	3	1			SCUMPMP2_START_OUT
136	SCUM WELL NORTH PUMP #1 COMMAND	16-DO	1	7	4	1			SCUMPMP3_START_OUT
137	SCUM WELL NORTH PUMP #2 COMMAND	16-DO	1	7	5	1			SCUMPMP4_START_OUT
138	SPARE-DO	16-DO	1	7	6				
139	SPARE-DO	16-DO	1	7	7				
140	SPARE-DO	16-DO	1	7	8				
141	SPARE-DO	16-DO	1	7	9				
142	SPARE-DO	16-DO	1	7	10				
143	SPARE-DO	16-DO	1	7	11				
144	SPARE-DO	16-DO	1	7	12				
145	SPARE-DO	16-DO	1	7	13				
146	SPARE-DO	16-DO	1	7	14				
147	SPARE-DO	16-DO	1	7	15				
148	SPARE-DO	16-DO	1	7	16				
ELECTRICAL SUBSTATION. REMOTE RACK RTU 28.1 (10.7.120.100)									
149	AC POWER FAILURE	16-DI	1	1	1	1			ACFAIL1_IN
150	AC SURGE PROTECTOR FAILURE	16-DI	1	1	2	1			ACSURGE1_FAIL_IN



MIAMI-DADE WATER AND SEWER DEPARTMENT  
SOUTH DISTRICT WASTE WATER TREATMENT PLANT  
INPUT/OUTPUT LIST  
RTU SD28 RAS #3

ITEM	DESCRIPTION	SIG. TYPE	RACK	CARD	POINT	PT. CONN	ZERO	SPAN	VARIABLE NAME
151	BATTERY LOW FAILURE ALARM	16-DI	1	1	3	1			BATTERY1_LOW_IN
152	3-15KV SELECTOR SWITCH FEEDING TX-SPS-3C BUS C	16-DI	1	1	4	1			SPS3SGR1_DISTC_IN
153	3-15KV SELECTOR SWITCH FEEDING TX-SPS-3C BUS D	16-DI	1	1	5	1			SPS3SGR1_DISTD_IN
154	TRANSFORMER SPS-3C LOW LEVEL	16-DI	1	1	6	1			SPS3TX1_OILLOW_IN
155	TRANSFORMER SPS-3C HIGH TEMP	16-DI	1	1	7	1			SPS3TX1_TEMPHI_IN
156	TRANSFORMER SPS-3C HIGH PRESS	16-DI	1	1	8	1			SPS3TX1_PRESHI_IN
157	MAIN BREAKER SPS-3C TRIPPED	16-DI	1	1	9	1			SPS3MBK1_TRIP_IN
158	MAIN BREAKER SPS-3C OPENED	16-DI	1	1	10	1			SPS3MBK1_OPEN_IN
159	MAIN BREAKER SPS-3C CLOSED	16-DI	1	1	11	1			SPS3MBK1_CLOSE_IN
160	TIE BREAKER SPS-3C TRIPPED	16-DI	1	1	12	1			SPS3TBK1_TRIP_IN
161	TIE BREAKER SPS-3C OPENED	16-DI	1	1	13	1			SPS3TBK1_OPEN_IN
162	TIE BREAKER SPS-3C CLOSED	16-DI	1	1	14	1			SPS3TBK1_CLOSE_IN
163	15KV SELECTOR SWITCH FEEDING TX-SPS-3D BUS C	16-DI	1	1	15	1			SPS3SGR2_DISTC_IN
164	SLUDGE PUMP STATION 3-15KV SELECTOR SWITCH FEEDING TX-SPS-3D	16-DI	1	1	16	1			SPS3SWR2_DISTD_IN
165	TRANSFORMER SPS-3D LOW LEVEL	16-DI	1	2	1	1			SPS3TX2_OILLOW_IN
166	TRANSFORMER SPS-3D HIGH TEMP	16-DI	1	2	2	1			SPS3TX2_TEMPHI_IN
167	TRANSFORMER SPS-3D HIGH PRESS	16-DI	1	2	3	1			SPS3TX2_PRESHI_IN
168	MAIN BREAKER SPS-3D TRIPPED	16-DI	1	2	4	1			SPS3MBK2_TRIP_IN
169	MAIN BREAKER SPS-3D OPENED	16-DI	1	2	5	1			SPS3MBK2_OPEN_IN
170	MAIN BREAKER SPS-3D CLOSED	16-DI	1	2	6	1			SPS3MBK2_CLOSE_IN
171	TIE BREAKER SPS-3D TRIPPED	16-DI	1	2	7	1			SPS3TBK2_TRIP_IN
172	TIE BREAKER SPS-3D OPENED	16-DI	1	2	8	1			SPS3TBK2_OPEN_IN
173	TIE BREAKER SPS-3D CLOSED	16-DI	1	2	9	1			SPS3TBK2_CLOSE_IN
174	SPARE-DI	16-DI	1	2	10				
175	SPARE-DI	16-DI	1	2	11				
176	SPARE-DI	16-DI	1	2	12				
177	SPARE-DI	16-DI	1	2	13				
178	SPARE-DI	16-DI	1	2	14				
179	SPARE-DI	16-DI	1	2	15				
180	SPARE-DI	16-DI	1	2	16				
181	SUBSTATION ROOM TEMPERATURE	8-AI	1	8	1	1			ROOM1_TEMP_IN
182	SPARE-AI	8-AI	1	8	2				
183	SPARE-AI	8-AI	1	8	3				
184	SPARE-AI	8-AI	1	8	4				
185	SPARE-AI	8-AI	1	8	5				
186	SPARE-AI	8-AI	1	8	6				
187	SPARE-AI	8-AI	1	8	7				
188	SPARE-AI	8-AI	1	8	8				

	Points	Boards	Spare
4-AI	0	0	
8-AI	32	4	
2-AO	0	0	
4-AO	12	3	
8-DI	0	0	
16-DI	112	7	
8-DO	0	0	
16-DO	32	2	
Spare AI	7		22%
Spare AO	3		25%
Spare DI	22		20%
Spare DO	21		66%
<b>Total</b>	<b>156</b>	<b>14</b>	

**TOTAL CONNECTED** 135  
**PERCENTAGE CONNECTED + SPARES** 100.00%  
**SPARES** 28%

MIAMI-DADE WATER AND SEWER DEPARTMENT  
SOUTH DISTRICT WASTE WATER TREATMENT PLANT  
INPUT/OUTPUT LIST  
RTU SD29 A/B

ITEM	DESCRIPTION	SIG. TYPE	RACK	CARD	POINT	PT. CONN	ZERO	SPAN	VARIABLE NAME
EFFLUENT BLDG. #2 RACKS 1/2 (10.7.120.80/81)									
1	WET WELL "A" LEVEL	8-AI	2	1	1	1	-6	25	RSVA_LEVEL_IN
2	WET WELL "B" LEVEL	8-AI	2	1	2	1	-6	25	RSVB_LEVEL_IN
3	FLOWRATE TO INJECTION WELLS WEST	8-AI	2	1	3	1	0	300	INJWELLS_FLOW1_I
4	HIGH SERVICE PUMP No. 13 SPEED	8-AI	2	1	4	1	0	60	PUMP13_SPD_IN
5	HIGH SERVICE PUMP No. 14 SPEED	8-AI	2	1	5	1	0	60	PUMP14_SPD_IN
6	HIGH SERVICE PUMP No. 15 SPEED	8-AI	2	1	6	1	0	60	PUMP15_SPD_IN
7	HIGH SERVICE PUMP No. 16 SPEED	8-AI	2	1	7	1	0	60	PUMP16_SPD_IN
8	HIGH SERVICE PUMP No. 17 SPEED	8-AI	2	1	8	1	0	60	PUMP17_SPD_IN
9	HIGH SERVICE PUMP No. 18 SPEED	8-AI	2	2	1	1	0	60	PUMP18_SPD_IN
10	ROTARY AIR COMPRESSOR MANIFOLD DISCHARGE PRE	8-AI	2	2	2	1	0	300	AIR PRES_IN
11	SURGE TANK No. 1 LEVEL	8-AI	2	2	3	1	0	21	SRGTANK1_LEVEL_IN
12	SURGE TANK No. 2 LEVEL	8-AI	2	2	4	1	0	21	SRGTANK2_LEVEL_IN
13	Ph #1 ANALYZER WEST	8-AI	2	2	5	1	0	14	PH1_WEST_IN
14	TURBIDITY #1 ANALYZER WEST	8-AI	2	2	6	1	0	20	TURB1_WEST_IN
15	Ph #1 ANALYZER EAST	8-AI	2	2	7	1	0	14	PH1_EAST_IN
16	TURBIDITY #1 ANALYZER EAST	8-AI	2	2	8	1	0	20	TURB1_EAST_IN
17	EFFLUENT PUMP STATION FLOWRATE TO INJECTION WE	8-AI	2	6	1	1	0	300	INJWELLS_FLOW2_IN
18	Ph #2 ANALYZER WEST	8-AI	2	6	2	1	0	14	PH2_WEST_IN
19	TURBIDITY #2 ANALYZER WEST	8-AI	2	6	3	1	0	20	TURB2_WEST_IN
20	Ph #2 ANALYZER EAST	8-AI	2	6	4	1	0	14	PH2_EAST_IN
21	TURBIDITY #2 ANALYZER EAST	8-AI	2	6	5	1	0	20	TURB2_EAST_IN
22	CL2 #1 ANALYZER WEST	8-AI	2	6	6	1	0	5	CL21_WEST_IN
23	CL2 #2 ANALYZER WEST	8-AI	2	6	7	1	0	5	CL22_WEST_IN
24	CL2 #1 ANALYZER EAST	8-AI	2	6	8	1	0	5	CL21_EAST_IN
25	CL2 #2 ANALYZER EAST	8-AI	2	7	1	1	0	5	CL22_EAST_IN
26	HYDRO-PNEUMATIC PRESSURE TRANSMITTER	8-AI	2	7	2	1	0	150	PRESSURE_TRANS_IN
27	ROOM TEMPERATURE	8-AI	2	7	3	1	0	150	ROOM_TEMP_IN
28	SPARE-AI	8-AI	2	7	4				
29	SPARE-AI	8-AI	2	7	5				
30	SPARE-AI	8-AI	2	7	6				
31	SPARE-AI	8-AI	2	7	7				
32	SPARE-AI	8-AI	2	7	8				
33	HIGH SERVICE PUMP No. 13 SPEED CONTROL	4-AO	2	3	1	1	0	60	PUMP13_SPD_OUT
34	HIGH SERVICE PUMP No. 14 SPEED CONTROL	4-AO	2	3	2	1	0	60	PUMP14_SPD_OUT
35	HIGH SERVICE PUMP No. 15 SPEED CONTROL	4-AO	2	3	3	1	0	60	PUMP15_SPD_OUT
36	HIGH SERVICE PUMP No. 16 SPEED CONTROL	4-AO	2	3	4	1	0	60	PUMP16_SPD_OUT
37	HIGH SERVICE PUMP No. 17 SPEED CONTROL	4-AO	2	4	1	1	0	60	PUMP17_SPD_OUT
38	HIGH SERVICE PUMP No. 18 SPEED CONTROL	4-AO	2	4	2	1	0	60	PUMP18_SPD_OUT
39	COMPOSIT SAMPLER 1 FLOWRATE	4-AO	2	4	3	1	0	300	PS2SAMP1_FLOW_OUT
40	COMPOSIT SAMPLER 2 FLOWRATE	4-AO	2	4	4	1	0	300	PS2SAMP2_FLOW_OUT
41	EFFLUENT PUMP STATION No. 1 COMPOSIT SAMPLER FL	4-AO	2	5	1	1	0	300	PS2SAMP3_FLOW_OUT
42	EFFLUENT PUMP STATION No. 1 COMPOSIT SAMPLER FL	4-AO	2	5	2	1	0	300	PS2SAMP4_FLOW_OUT
43	SPARE-AO	4-AO	2	5	3				
44	SPARE-AO	4-AO	2	5	4				
45	AC FAILURE ALARM	16-DI	1	1	1	1			ACFAIL_IN
46	AC SURGE PROTECTOR ALARM	16-DI	1	1	2	1			ACSURGE_FAIL_IN
47	BATTERY LOW ALARM	16-DI	1	1	3	1			BATTERY_LOW_IN
48	WET WELL "A" BUBBLER SYSTEM STATUS FAULT	16-DI	1	1	4	1			BUBBLERA_FAIL_IN
49	WET WELL "B" BUBBLER SYSTEM STATUS FAULT	16-DI	1	1	5	1			BUBBLERB_FAIL_IN
50	HIGH SERVICE PUMP No. 13 STATUS ALARM	16-DI	1	1	6	1			PUMP13_FAULT_IN
51	HIGH SERVICE PUMP No. 13 STATUS RUNNING	16-DI	1	1	7	1			PUMP13_STAT_IN
52	HIGH SERVICE PUMP No. 13 STATUS READY	16-DI	1	1	8	1			PUMP13_READY_IN
53	HIGH SERVICE PUMP No. 13 STATUS REMOTE	16-DI	1	1	9	1			PUMP13_REMOTE_IN
54	HIGH SERVICE PUMP No. 13 DISCHARGE HI PRESSURE A	16-DI	1	1	10	1			PUMP13_HIPRES_IN
55	HIGH SERVICE PUMP No. 13 DISCHARGE CONE VALVE OF	16-DI	1	1	11	1			PUMP13_CVLV_OPN
56	HIGH SERVICE PUMP No. 13 DISCHARGE CONE VALVE CL	16-DI	1	1	12	1			PUMP13_CVLV_CLS
57	HIGH SERVICE PUMP No. 14 STATUS ALARM	16-DI	1	1	13	1			PUMP14_FAULT_IN
58	HIGH SERVICE PUMP No. 14 STATUS RUNNING	16-DI	1	1	14	1			PUMP14_STAT_IN
59	HIGH SERVICE PUMP No. 14 STATUS READY	16-DI	1	1	15	1			PUMP14_READY_IN
60	HIGH SERVICE PUMP No. 14 STATUS REMOTE	16-DI	1	1	16	1			PUMP14_REMOTE_IN
61	HIGH SERVICE PUMP No. 14 DISCHARGE HI PRESSURE A	16-DI	1	2	1	1			PUMP14_HIPRES_IN
62	HIGH SERVICE PUMP No. 14 DISCHARGE CONE VALVE OF	16-DI	1	2	2	1			PUMP14_CVLV_OPN
63	HIGH SERVICE PUMP No. 14 DISCHARGE CONE VALVE CL	16-DI	1	2	3	1			PUMP14_CVLV_CLS
64	HIGH SERVICE PUMP No. 15 STATUS ALARM	16-DI	1	2	4	1			PUMP15_FAULT_IN
65	HIGH SERVICE PUMP No. 15 STATUS RUNNING	16-DI	1	2	5	1			PUMP15_STAT_IN
66	HIGH SERVICE PUMP No. 15 STATUS READY	16-DI	1	2	6	1			PUMP15_READY_IN
67	HIGH SERVICE PUMP No. 15 STATUS REMOTE	16-DI	1	2	7	1			PUMP15_REMOTE_IN
68	HIGH SERVICE PUMP No. 15 DISCHARGE HI PRESSURE A	16-DI	1	2	8	1			PUMP15_HIPRES_IN
69	HIGH SERVICE PUMP No. 15 DISCHARGE CONE VALVE OF	16-DI	1	2	9	1			PUMP15_CVLV_OPN
70	HIGH SERVICE PUMP No. 15 DISCHARGE CONE VALVE CL	16-DI	1	2	10	1			PUMP15_CVLV_CLS
71	HIGH SERVICE PUMP No. 16 STATUS ALARM	16-DI	1	2	11	1			PUMP16_FAULT_IN
72	HIGH SERVICE PUMP No. 16 STATUS RUNNING	16-DI	1	2	12	1			PUMP16_STAT_IN
73	HIGH SERVICE PUMP No. 16 STATUS READY	16-DI	1	2	13	1			PUMP16_READY_IN
74	HIGH SERVICE PUMP No. 16 STATUS REMOTE	16-DI	1	2	14	1			PUMP16_REMOTE_IN
75	HIGH SERVICE PUMP No. 16 DISCHARGE HI PRESSURE A	16-DI	1	2	15	1			PUMP16_HIPRES_IN

MIAMI-DADE WATER AND SEWER DEPARTMENT  
SOUTH DISTRICT WASTE WATER TREATMENT PLANT  
INPUT/OUTPUT LIST  
RTU SD29 A/B

ITEM	DESCRIPTION	SIG. TYPE	RACK	CARD	POINT	PT. CONN	ZERO	SPAN	VARIABLE NAME
76	HIGH SERVICE PUMP No. 16 DISCHARGE CONE VALVE OF	16-DI	1	2	16	1			PUMP16_CVLV_OPN
77	HIGH SERVICE PUMP No. 16 DISCHARGE CONE VALVE CL	16-DI	1	3	1	1			PUMP16_CVLV_CLS
78	HIGH SERVICE PUMP No. 17 STATUS ALARM	16-DI	1	3	2	1			PUMP17_FAULT_IN
79	HIGH SERVICE PUMP No. 17 STATUS RUNNING	16-DI	1	3	3	1			PUMP17_STAT_IN
80	HIGH SERVICE PUMP No. 17 STATUS READY	16-DI	1	3	4	1			PUMP17_READY_IN
81	HIGH SERVICE PUMP No. 17 STATUS REMOTE	16-DI	1	3	5	1			PUMP17_REMOTE_IN
82	HIGH SERVICE PUMP No. 17 DISCHARGE HI PRESSURE A	16-DI	1	3	6	1			PUMP17_HIPRES_IN
83	HIGH SERVICE PUMP No. 17 DISCHARGE CONE VALVE OF	16-DI	1	3	7	1			PUMP17_CVLV_OPN
84	HIGH SERVICE PUMP No. 17 DISCHARGE CONE VALVE CL	16-DI	1	3	8	1			PUMP17_CVLV_CLS
85	HIGH SERVICE PUMP No. 18 STATUS ALARM	16-DI	1	3	9	1			PUMP18_FAULT_IN
86	HIGH SERVICE PUMP No. 18 STATUS RUNNING	16-DI	1	3	10	1			PUMP18_STAT_IN
87	HIGH SERVICE PUMP No. 18 STATUS READY	16-DI	1	3	11	1			PUMP18_READY_IN
88	HIGH SERVICE PUMP No. 18 STATUS REMOTE	16-DI	1	3	12	1			PUMP18_REMOTE_IN
89	HIGH SERVICE PUMP No. 18 DISCHARGE HI PRESSURE A	16-DI	1	3	13	1			PUMP18_HIPRES_IN
90	HIGH SERVICE PUMP No. 18 DISCHARGE CONE VALVE OF	16-DI	1	3	14	1			PUMP18_CVLV_OPN
91	HIGH SERVICE PUMP No. 18 DISCHARGE CONE VALVE CL	16-DI	1	3	15	1			PUMP18_CVLV_CLS
92	ROTARY AIR COMPRESSOR No. 1 STATUS RUNNING	16-DI	1	3	16	1			COMP1_STAT_IN
93	ROTARY AIR COMPRESSOR No. 1 STATUS FAULT	16-DI	1	4	1	1			COMP1_ALARM_IN
94	ROTARY AIR COMPRESSOR No. 2 STATUS RUNNING	16-DI	1	4	2	1			COMP2_STAT_IN
95	ROTARY AIR COMPRESSOR No. 2 STATUS FAULT	16-DI	1	4	3	1			COMP2_ALARM_IN
96	HYDRO-PNEUMATIC TANK STATUS FAULT	16-DI	1	4	4	1			HYDTNK_ALARM_IN
97	SURGE TANK No. 1 LOW LEVEL ALARM	16-DI	1	4	5	1			SRGTANK1_LOLVL_IN
98	SURGE TANK No. 1 HIGH LEVEL ALARM	16-DI	1	4	6	1			SRGTANK1_HILVL_IN
99	SURGE TANK No. 2 LOW LEVEL ALARM	16-DI	1	4	7	1			SRGTANK2_LOLVL_IN
100	SURGE TANK No. 2 HIGH LEVEL ALARM	16-DI	1	4	8	1			SRGTANK2_HILVL_IN
101	TRANSFORMER TX-EPS-1 LOW OIL LEVEL ALARM	16-DI	1	4	9	1			EFF2TX1_OILLOW_IN
102	TRANSFORMER TX-EPS-1 HIGH TEMPERATURE ALARM	16-DI	1	4	10	1			EFF2TX1_TEMPHI_IN
103	SWITCHGEAR EPS-1 MAIN BREAKER STATUS TRIPPED	16-DI	1	4	11	1			EFF2MBK1_TRIP_IN
104	SWITCHGEAR EPS-1 MAIN BREAKER STATUS OPENED	16-DI	1	4	12	1			EFF2MBK1_OPEN_IN
105	SWITCHGEAR EPS-1 MAIN BREAKER STATUS CLOSED	16-DI	1	4	13	1			EFF2MBK1_CLOSE_IN
106	TRANSFORMER TX-EPS-2 LOW OIL LEVEL ALARM	16-DI	1	4	14	1			EFF2TX2_OILLOW_IN
107	TRANSFORMER TX-EPS-2 HIGH TEMPERATURE ALARM	16-DI	1	4	15	1			EFF2TX2_TEMPHI_IN
108	SWITCHGEAR EPS-2 MAIN BREAKER STATUS TRIPPED	16-DI	1	4	16	1			EFF2MBK2_TRIP_IN
109	SWITCHGEAR EPS-2 MAIN BREAKER STATUS OPENED	16-DI	1	5	1	1			EFF2MBK2_OPEN_IN
110	SWITCHGEAR EPS-2 MAIN BREAKER STATUS CLOSED	16-DI	1	5	2	1			EFF2MBK2_CLOSE_IN
111	TRANSFORMER TX-EPS-3 LOW OIL LEVEL ALARM	16-DI	1	5	3	1			EFF2TX3_OILLOW_IN
112	TRANSFORMER TX-EPS-3 HIGH TEMPERATURE ALARM	16-DI	1	5	4	1			EFF2TX3_TEMPHI_IN
113	SWITCHGEAR EPS-3 MAIN BREAKER STATUS TRIPPED	16-DI	1	5	5	1			EFF2MBK3_TRIP_IN
114	SWITCHGEAR EPS-3 MAIN BREAKER STATUS OPENED	16-DI	1	5	6	1			EFF2MBK3_OPEN_IN
115	SWITCHGEAR EPS-3 MAIN BREAKER STATUS CLOSED	16-DI	1	5	7	1			EFF2MBK3_CLOSE_IN
116	SWITCHGEAR EPS-1 BREAKER STATUS TRIPPED	16-DI	1	5	8	1			EFF2BRK1_TRIP_IN
117	SWITCHGEAR EPS-1 BREAKER STATUS OPENED	16-DI	1	5	9	1			EFF2BRK1_OPEN_IN
118	SWITCHGEAR EPS-1 BREAKER STATUS CLOSED	16-DI	1	5	10	1			EFF2BRK1_CLOSE_IN
119	SWITCHGEAR EPS-1 TIE BREAKER STATUS TRIPPED	16-DI	1	5	11	1			EFF2TIE1_TRIP_IN
120	SWITCHGEAR EPS-1 TIE BREAKER STATUS OPENED	16-DI	1	5	12	1			EFF2TIE1_OPEN_IN
121	SWITCHGEAR EPS-1 TIE BREAKER STATUS CLOSED	16-DI	1	5	13	1			EFF2TIE1_CLOSE_IN
122	SWITCHGEAR EPS-2 TIE BREAKER STATUS TRIPPED	16-DI	1	5	14	1			EFF2TIE2_TRIP_IN
123	SWITCHGEAR EPS-2 TIE BREAKER STATUS OPENED	16-DI	1	5	15	1			EFF2TIE2_OPEN_IN
124	SWITCHGEAR EPS-2 TIE BREAKER STATUS CLOSED	16-DI	1	5	16	1			EFF2TIE2_CLOSE_IN
125	SWITCHGEAR EPS-3 TIE BREAKER STATUS TRIPPED	16-DI	1	6	1	1			EFF2TIE3_TRIP_IN
126	SWITCHGEAR EPS-3 TIE BREAKER STATUS OPENED	16-DI	1	6	2	1			EFF2TIE3_OPEN_IN
127	SWITCHGEAR EPS-3 TIE BREAKER STATUS CLOSED	16-DI	1	6	3	1			EFF2TIE3_CLOSE_IN
128	SWITCHGEAR EPS-3 BREAKER STATUS TRIPPED	16-DI	1	6	4	1			EFF2BRK2_TRIP_IN
129	SWITCHGEAR EPS-3 BREAKER STATUS OPENED	16-DI	1	6	5	1			EFF2BRK2_OPEN_IN
130	SWITCHGEAR EPS-3 BREAKER STATUS CLOSED	16-DI	1	6	6	1			EFF2BRK2_CLOSE_IN
131	TRANSFORMER TX-EPS-LV-A LOW OIL LEVEL ALARM	16-DI	1	6	7	1			EF2XLVA_OILLOW_IN
132	TRANSFORMER TX-EPS-LV-A HIGH TEMPERATURE ALAR	16-DI	1	6	8	1			EF2XLVA_TEMPHI_IN
133	TRANSFORMER TX-EPS-LV-B LOW OIL LEVEL ALARM	16-DI	1	6	9	1			EF2XLVB_OILLOW_IN
134	TRANSFORMER TX-EPS-LV-B HIGH TEMPERATURE ALAR	16-DI	1	6	10	1			EF2XLVB_TEMPHI_IN
135	WET WELL A HIGH LEVEL SW	16-DI	1	6	11	1			RSVA_HILVL_IN
136	WET WELL B HIGH LEVEL SW	16-DI	1	6	12	1			RSVB_HILVL_IN
137	HYDRO-PNEUMATIC PUMP #1 STATUS	16-DI	1	6	13	1			HYDTNK_STAT1_IN
138	HYDRO-PNEUMATIC PUMP #2 STATUS	16-DI	1	6	14	1			HYDTNK_STAT2_IN
139	HYDRO-PNEUMATIC CONTROL POWER AVAILABLE	16-DI	1	6	15	1			HYDTNK_POWER_IN
140	HYDRO-PNEUMATIC LOW PRESSURE	16-DI	1	6	16	1			HYDTNK_LOPRES_IN
141	SPARE-DI	16-DI	1	7	1				
142	SPARE-DI	16-DI	1	7	2				
143	SPARE-DI	16-DI	1	7	3				
144	SPARE-DI	16-DI	1	7	4				
145	SPARE-DI	16-DI	1	7	5				
146	SPARE-DI	16-DI	1	7	6				
147	SPARE-DI	16-DI	1	7	7				
148	SPARE-DI	16-DI	1	7	8				
149	SPARE-DI	16-DI	1	7	9				
150	SPARE-DI	16-DI	1	7	10				
151	SPARE-DI	16-DI	1	7	11				

MIAMI-DADE WATER AND SEWER DEPARTMENT  
 SOUTH DISTRICT WASTE WATER TREATMENT PLANT  
 INPUT/OUTPUT LIST  
 RTU SD29 A/B

ITEM	DESCRIPTION	SIG. TYPE	RACK	CARD	POINT	PT. CONN	ZERO	SPAN	VARIABLE NAME
152	SPARE-DI	16-DI	1	7	12				
153	SPARE-DI	16-DI	1	7	13				
154	SPARE-DI	16-DI	1	7	14				
155	SPARE-DI	16-DI	1	7	15				
156	SPARE-DI	16-DI	1	7	16				
157	HIGH SERVICE PUMP No. 13 COMMAND START/STOP	16-DO	1	8	1	1			PUMP13_START_OUT
158	HIGH SERVICE PUMP No. 14 COMMAND START/STOP	16-DO	1	8	2	1			PUMP14_START_OUT
159	HIGH SERVICE PUMP No. 15 COMMAND START/STOP	16-DO	1	8	3	1			PUMP15_START_OUT
160	HIGH SERVICE PUMP No. 16 COMMAND START/STOP	16-DO	1	8	4	1			PUMP16_START_OUT
161	HIGH SERVICE PUMP No. 17 COMMAND START/STOP	16-DO	1	8	5	1			PUMP17_START_OUT
162	HIGH SERVICE PUMP No. 18 COMMAND START/STOP	16-DO	1	8	6	1			PUMP18_START_OUT
163	SPARE-DO	16-DO	1	8	7				
164	SPARE-DO	16-DO	1	8	8				
165	SPARE-DO	16-DO	1	8	9				
166	SPARE-DO	16-DO	1	8	10				
167	SPARE-DO	16-DO	1	8	11				
168	SPARE-DO	16-DO	1	8	12				
169	SPARE-DO	16-DO	1	8	13				
170	SPARE-DO	16-DO	1	8	14				
171	SPARE-DO	16-DO	1	8	15				
172	SPARE-DO	16-DO	1	8	16				

	Points	Boards	Spare
4-AI	0	0	
8-AI	32	4	
2-AO	0	0	
4-AO	12	3	
8-DI	0	0	
16-DI	112	7	
8-DO	0	0	
16-DO	16	1	
Spare AI	5		16%
Spare AO	2		17%
Spare DI	16		14%
Spare DO	10		63%
<b>Total</b>	<b>172</b>	<b>15</b>	

<b>TOTAL CONNECTED</b>	139
<b>PERCENTAGE CONNECTED + SPARES</b>	100.0%
<b>SPARES</b>	19%

MIAMI-DADE WATER AND SEWER DEPARTMENT  
SOUTH DISTRICT WASTE WATER TREATMENT PLANT  
INPUT/OUTPUT LIST  
RTU SD30 FOG BUILDING

ITEM	DESCRIPTION	SIG. TYPE	RACK	CARD	POINT	PT. CONN	SPARE	ZERO	SPAN	SIGNAL NAME
FOG BLDG. RACKS 1/2 (10.7.120.97/96)										
1	SCUM WET WELL DISCHARGE PRESSURE	8-AI	2	1	1	1		0	150.00	SCUMWELL_PRES_I
2	FOG SEPARATION TANK NO.1 INFLUENT LEVEL	8-AI	2	1	2	1		0	13.80	FOGTNK1_INFLVL_I
3	FOG SEPARATION TANK NO.2 INFLUENT LEVEL	8-AI	2	1	3	1		0	13.80	FOGTNK2_INFLVL_I
4	FOG SEPARATION TANK NO.1 EFFLUENT LEVEL	8-AI	2	1	4	1		0	25.00	FOGTNK1_EFFLVL_I
5	FOG SEPARATION TANK NO.2 EFFLUENT LEVEL	8-AI	2	1	5	1		0	25.00	FOGTNK2_EFFLVL_I
6	FOG SUBNATANT DISCHARGE FLOW RATE	8-AI	2	1	6	1		0	2700.00	FOGSUB_FLOW_I
7	AIR SCRUBBER No.1 SUMP Ph 1	8-AI	2	1	7	1		0	14.00	AIRSCR1_PH1_I
8	AIR SCRUBBER No.1 SUMP Ph 2	8-AI	2	1	8	1		0	14.00	AIRSCR1_PH2_I
9	AIR SCRUBBER No.1 SUMP ORP	8-AI	2	2	1	1		0	1000.00	AIRSCR1_ORP_I
10	AIR SCRUBBER No.2 SUMP Ph 1	8-AI	2	2	2	1		0	14.00	AIRSCR2_PH1_I
11	AIR SCRUBBER No.2 SUMP Ph 2	8-AI	2	2	3	1		0	14.00	AIRSCR2_PH2_I
12	AIR SCRUBBER No.2 SUMP ORP	8-AI	2	2	4	1		0	1000.00	AIRSCR2_ORP_I
13	AIR SCRUBBER No.3 SUMP Ph 1	8-AI	2	2	5	1		0	14.00	AIRSCR3_PH1_I
14	AIR SCRUBBER No.3 SUMP Ph 2	8-AI	2	2	6	1		0	14.00	AIRSCR3_PH2_I
15	AIR SCRUBBER No.3 SUMP ORP	8-AI	2	2	7	1		0	1000.00	AIRSCR3_ORP_I
16	NAOCI STORAGE TANK No.1 Level	8-AI	2	2	8	1		0	12.00	NaOCL1_LEVEL_I
17	NAOCI STORAGE TANK No.2 Level	8-AI	2	3	1	1		0	12.00	NaOCL2_LEVEL_I
18	NAOH STORAGE TANK No.3 Level	8-AI	2	3	2	1		0	14.20	NaOH3_LEVEL_I
19	NAOH STORAGE TANK No.4 LEVEL	8-AI	2	3	3	1		0	14.20	NaOH4_LEVEL_I
20	FLUSHING WATER FOG BUILDING INLET PRESSURE	8-AI	2	3	4	1		0	150.00	FOGFW_PRES_I
21	SCUM WELL LEVEL	8-AI	2	3	5	1		0	25.00	SCUMWELL_LEVEL_IN
22	ROOM TEMPERATURE	8-AI	2	3	6	1		0	150.00	ROOM_TEMP_IN
23	SPARE-AI	8-AI	2	3	7		1			
24	SPARE-AI	8-AI	2	3	8		1			
25	CONTROL PANEL AC POWER STATUS	16-DI	1	1	1	1	tb3-1			ACFAIL_IN
26	CONTROL PANEL AC SURGE FAULT	16-DI	1	1	2	1	tb3-3			ACSURGE_FAIL_IN
27	CONTROL PANEL UPS LOW BATTERY	16-DI	1	1	3	1	tb3-5			BATTERY_LOW_IN
28	COARSE SCREEN NO.1 STATUS RUNNING	16-DI	1	1	4	1	tb3-7			COARSCR1_STAT_IN
29	COARSE SCREEN NO.1 STATUS ALARM	16-DI	1	1	5	1	tb3-9			COARSCR1_ALARM_IN
30	FINE SCREEN NO.1 STATUS RUNNING	16-DI	1	1	6	1	tb3-11			FINESCR1_STAT_IN
31	FINE SCREEN NO.1 STATUS ALARM	16-DI	1	1	7	1	tb3-13			FINESCR1_ALARM_IN
32	COARSE SCREEN NO.2 STATUS RUNNING	16-DI	1	1	8	1	tb3-15			COARSCR2_STAT_IN
33	COARSE SCREEN NO.2 STATUS ALARM	16-DI	1	1	9	1	tb3-17			COARSCR2_ALARM_IN
34	FINE SCREEN NO.2 STATUS RUNNING	16-DI	1	1	10	1	tb3-19			FINESCR2_STAT_IN
35	FINE SCREEN NO.2 STATUS ALARM	16-DI	1	1	11	1	tb3-21			FINESCR2_ALARM_IN
36	SCUM WET WELL LEVEL SWITCH HIGH ALARM	16-DI	1	1	12	1	tb3-23			SCUMWELL_HILVL_ALRM
37	SCUM WET WELL LEVEL SWITCH LOW ALARM	16-DI	1	1	13	1	tb3-25			SCUMWELL_LOLVL_ALRM
38	SCUM WET WELL PUMP NO.1 STATUS RUNNING	16-DI	1	1	14	1	tb3-27			SCUMPMP1_STAT_IN
39	SCUM WET WELL PUMP NO.1 STATUS ALARM	16-DI	1	1	15	1	tb3-29			SCUMPMP1_ALARM_IN
40	SCUM WET WELL PUMP NO.2 STATUS RUNNING	16-DI	1	1	16	1	tb3-31			SCUMPMP2_STAT_IN
41	SCUM WET WELL PUMP NO.2 STATUS ALARM	16-DI	1	2	1	1	tb3-33			SCUMPMP2_ALARM_IN
42	STEP SCREEN NO.1 STATUS RUNNING	16-DI	1	2	2	1	tb3-35			STEPSCR1_STAT_IN
43	STEP SCREEN NO.1 STATUS ALARM	16-DI	1	2	3	1	tb3-37			STEPSCR1_ALARM_IN
44	STEP SCREEN NO.2 STATUS RUNNING	16-DI	1	2	4	1	tb3-39			STEPSCR2_STAT_IN
45	STEP SCREEN NO.2 STATUS ALARM	16-DI	1	2	5	1	tb3-41			STEPSCR2_ALARM_IN
46	FOG SEPARATION TANK NO.1 INFLUENT LEVEL HIGH ALARM	16-DI	1	2	6	1	tb3-43			FOGTNK1_INFLHI_ALRM
47	FOG SEPARATION TANK NO.1 INFLUENT LEVEL LOW ALARM	16-DI	1	2	7	1	tb3-45			FOGTNK1_INFLLO_ALRM
48	FOG GRIT PUMP NO.1 STATUS RUNNING	16-DI	1	2	8	1	tb3-47			FOGGRTP1_STAT_IN
49	FOG GRIT PUMP NO.1 STATUS ALARM	16-DI	1	2	9	1	tb3-49			FOGGRTP1_ALARM_IN
50	FOG SEPARATION TANK NO.2 INFLUENT LEVEL HIGH ALARM	16-DI	1	2	10	1	tb3-51			FOGTNK2_INFLHI_ALRM
51	FOG SEPARATION TANK NO.2 INFLUENT LEVEL LOW ALARM	16-DI	1	2	11	1	tb3-53			FOGTNK2_INFLLO_ALRM
52	FOG GRIT PUMP NO.2 STATUS RUNNING	16-DI	1	2	12	1	tb3-55			FOGGRTP2_STAT_IN
53	FOG GRIT PUMP NO.2 STATUS ALARM	16-DI	1	2	13	1	tb3-57			FOGGRTP2_ALARM_IN
54	FOG SEPARATION TANK NO.1 EFFLUENT LEVEL HIGH ALARM	16-DI	1	2	14	1	tb3-59			FOGTNK1_EFFHI_ALRM
55	FOG SEPARATION TANK NO.1 EFFLUENT LEVEL LOW ALARM	16-DI	1	2	15	1	tb3-61			FOGTNK1_EFFLO_ALRM
56	FOG SUBNATANT PUMP NO.1 STATUS RUNNING	16-DI	1	2	16	1	tb3-63			FOGSUBP1_STAT_IN
57	FOG SUBNATANT PUMP NO.1 STATUS ALARM	16-DI	1	3	1	1	tb3-65			FOGSUBP1_ALARM_IN
58	FOG SEPARATION TANK NO.2 EFFLUENT LEVEL HIGH ALARM	16-DI	1	3	2	1	tb3-67			FOGTNK2_EFFHI_ALRM
59	FOG SEPARATION TANK NO.2 EFFLUENT LEVEL LOW ALARM	16-DI	1	3	3	1	tb3-69			FOGTNK2_EFFLO_ALRM
60	FOG SUBNATANT PUMP NO.2 STATUS RUNNING	16-DI	1	3	4	1	tb3-71			FOGSUBP2_STAT_IN
61	FOG SUBNATANT PUMP NO.2 STATUS ALARM	16-DI	1	3	5	1	tb3-73			FOGSUBP2_ALARM_IN
62	GRIT CLASSIFIER NO.1 STATUS RUNNING	16-DI	1	3	6	1	tb3-75			GRTCLFR1_STAT_IN
63	GRIT CLASSIFIER NO.1 STATUS ALARM	16-DI	1	3	7	1	tb3-77			GRTCLFR1_ALARM_IN
64	GRIT CLASSIFIER NO.2 STATUS RUNNING	16-DI	1	3	8	1	tb3-79			GRTCLFR2_STAT_IN
65	GRIT CLASSIFIER NO.2 STATUS ALARM	16-DI	1	3	9	1	tb3-81			GRTCLFR2_ALARM_IN
66	AIR SCRUBBER NO.1 BLOWER STATUS RUNNING	16-DI	1	3	10	1	tb3-83			SCR1BLW_STAT_IN

MIAMI-DADE WATER AND SEWER DEPARTMENT  
SOUTH DISTRICT WASTE WATER TREATMENT PLANT  
INPUT/OUTPUT LIST  
RTU SD30 FOG BUILDING

ITEM	DESCRIPTION	SIG. TYPE	RACK	CARD	POINT	PT. CONN	SPARE	ZERO	SPAN	SIGNAL NAME
67	AIR SCRUBBER NO.1 RECIRCULATION PUMP NO.1 STATUS RUNNING	16-DI	1	3	11	1	tb3-85			SCRB1RP1_STAT_IN
68	AIR SCRUBBER NO.1 RECIRCULATION PUMP NO.2 STATUS RUNNING	16-DI	1	3	12	1	tb3-87			SCRB1RP2_STAT_IN
69	AIR SCRUBBER NO.1 METERING PUMP NO.1 STATUS RUNNING	16-DI	1	3	13	1	tb3-89			SCRB1MP1_STAT_IN
70	AIR SCRUBBER NO.1 METERING PUMP NO.2 STATUS RUNNING	16-DI	1	3	14	1	tb3-91			SCRB1MP2_STAT_IN
71	AIR SCRUBBER NO.1 METERING PUMP NO.3 STATUS RUNNING	16-DI	1	3	15	1	tb3-93			SCRB1MP3_STAT_IN
72	AIR SCRUBBER NO.2 BLOWER STATUS RUNNING	16-DI	1	3	16	1	tb3-95			SCRB2BLW_STAT_IN
73	AIR SCRUBBER NO.2 RECIRCULATION PUMP NO.1 STATUS RUNNING	16-DI	1	4	1	1	tb3-97			SCRB2RP1_STAT_IN
74	AIR SCRUBBER NO.2 RECIRCULATION PUMP NO.2 STATUS RUNNING	16-DI	1	4	2	1	tb3-99			SCRB2RP2_STAT_IN
75	AIR SCRUBBER NO.2 METERING PUMP NO.1 STATUS RUNNING	16-DI	1	4	3	1	tb3-101			SCRB2MP1_STAT_IN
76	AIR SCRUBBER NO.2 METERING PUMP NO.2 STATUS RUNNING	16-DI	1	4	4	1	tb3-103			SCRB2MP2_STAT_IN
77	AIR SCRUBBER NO.2 METERING PUMP NO.3 STATUS RUNNING	16-DI	1	4	5	1	tb3-105			SCRB2MP3_STAT_IN
78	AIR SCRUBBER NO.3 BLOWER STATUS RUNNING	16-DI	1	4	6	1	tb3-107			SCRB3BLW_STAT_IN
79	AIR SCRUBBER No.3 RECIRCULATION PUMP No.1 STATUS RUNNING	16-DI	1	4	7	1	tb3-109			SCRB3RP1_STAT_IN
80	AIR SCRUBBER No.3 RECIRCULATION PUMP NO.2 STATUS RUNNING	16-DI	1	4	8	1	tb3-111			SCRB3RP2_STAT_IN
81	AIR SCRUBBER No. 3 METERING PUMP No. 1 STATUS RUNNING	16-DI	1	4	9	1	tb3-113			SCRB3MP1_STAT_IN
82	AIR SCRUBBER No.3 METERING PUMP No. 2 STATUS RUNNING	16-DI	1	4	10	1	tb3-115			SCRB3MP2_STAT_IN
83	AIR SCRUBBER No. 3 METERING PUMP No. 3 STATUS RUNNING	16-DI	1	4	11	1	tb3-117			SCRB3MP3_STAT_IN
84	NaOCl STORAGE TANK No. 1 IEVEL HIGH ALARM	16-DI	1	4	12	1	tb3-119			NaOCl1_LVLHI_ALRM
85	NAOCI STORAGE TANK No. 1 IEVEL LOW ALARM	16-DI	1	4	13	1	tb3-121			NaOCl1_LVLLO_ALRM
86	NAOCI STORAGE TANK No. 1 DISCHARGE VALVE STATUS OPENED	16-DI	1	4	14	1	tb3-123			NaOCl1_VALVE_OPN
87	NAOCI STORAGE TANK No. 1 DISCHARGE VALVE STATUS CLOSED	16-DI	1	4	15	1	tb3-125			NaOCl1_VALVE_CLS
88	NAOCI STORAGE TANK No. 1 DISCHARGE VALVE STATUS REMOTE	16-DI	1	4	16	1	tb3-127			NaOCl1_VALVE_RMT
89	NAOCI STORAGE TANK No. 2 IEVEL HIGH ALARM	16-DI	1	5	1	1	tb3-129			NaOCl2_LVLHI_ALRM
90	NAOCI STORAGE TANK No. 2 LEVEL LOW ALARM	16-DI	1	5	2	1	tb3-131			NaOCl2_LVLLO_ALRM
91	NAOCI STORAGE TANK No. 2 DISCHARGE VALVE STATUS OPENED	16-DI	1	5	3	1	tb3-133			NaOCl2_VALVE_OPN
92	NAOCI STORAGE TANK No. 2 DISCHARGE VALVE STATUS CLOSED	16-DI	1	5	4	1	tb3-135			NaOCl2_VALVE_CLS
93	NAOCI STORAGE TANK No. 2 DISCHARGE VALVE STATUS REMOTE	16-DI	1	5	5	1	tb3-137			NaOCl2_VALVE_RMT
94	NAOH STORAGE TANK No. 4 LEVEL HIGH ALARM	16-DI	1	5	6	1	tb3-139			NaOH4_LVLHI_ALRM
95	NAOH STORAGE TANK No. 4 LEVEL LOW ALARM	16-DI	1	5	7	1	tb3-141			NaOH4_LVLLO_ALRM
96	NAOCL STORAGE TANK No. 3 IEVEL HIGH	16-DI	1	5	8	1	tb3-143			NaOCl3_LVLHI_ALRM
97	NAOCL STORAGE TANK No. 3 LEVEL LOW	16-DI	1	5	9	1	tb3-145			NaOCl3_LVLLO_ALRM
98	FLUSHING WATER FOG BUILDING PRESSURE LOW ALARM	16-DI	1	5	10	1	tb3-147			FOGFW_PRESLO_ALRM
99	AIR SCRUBBER No.1 RUNNING	16-DI	1	5	11	1	tb3-149			AIRSCRB1_STAT_IN
100	AIR SCRUBBER No.1 FAULT	16-DI	1	5	12	1	tb3-151			AIRSCRB1_ALARM_IN
101	AIR SCRUBBER No.2 RUNNING	16-DI	1	5	13	1	tb3-153			AIRSCRB2_STAT_IN
102	AIR SCRUBBER No.2 FAULT	16-DI	1	5	14	1	tb3-155			AIRSCRB2_ALARM_IN
103	AIR SCRUBBER No.3 RUNNING	16-DI	1	5	15	1	tb3-157			AIRSCRB3_STAT_IN
104	AIR SCRUBBER No.3 FAULT	16-DI	1	5	16	1	tb3-159			AIRSCRB3_ALARM_IN
105	COARSE SCREEN No.1 COMMAND START/STOP	16-DO	1	6	1	1				COARSCR1_START_OUT
106	FINE SCREEN No.1 COMMAND START/STOP	16-DO	1	6	2	1				FINESCR1_START_OUT
107	COARSE SCREEN No.2 COMMAND START/STOP	16-DO	1	6	3	1				COARSCR2_START_OUT
108	FINE SCREEN No.2 COMMAND START/STOP	16-DO	1	6	4	1				FINESCR2_START_OUT
109	SCUM WET WELL PUMP CONTROLLER ALARM RESET	16-DO	1	6	5	1				SCUMSYS_ALARM_RST
110	SCUM WET WELL PUMP No.1 COMMAND START/STOP	16-DO	1	6	6	1				SCUMPMP1_START_OUT
111	SCUM WET WELL PUMP No.2 CDMMAND START/STOP	16-DO	1	6	7	1				SCUMPMP2_START_OUT
112	STEP SCREEN No.1 CDMMAND START/STOP	16-DO	1	6	8	1				STEPSCR1_START_OUT
113	STEP SCREEN No.2 CDMMAND START/STOP	16-DO	1	6	9	1				STEPSCR2_START_OUT
114	FOG GRIT CLASSIFIER No. 1 COMMAND START/STOP	16-DO	1	6	10	1				GRTCLFR1_START_OUT
115	FOG GRIT CLASSIFIER No.2 COMMAND START/STOP	16-DO	1	6	11	1				GRTCLFR2_START_OUT

MIAMI-DADE WATER AND SEWER DEPARTMENT  
SOUTH DISTRICT WASTE WATER TREATMENT PLANT  
INPUT/OUTPUT LIST  
RTU SD30 FOG BUILDING

ITEM	DESCRIPTION	SIG. TYPE	RACK	CARD	POINT	PT. CONN	SPARE	ZERO	SPAN	SIGNAL NAME
116	FOG SUBNATANT PUMP No.1 COMMAND START/STOP	16-DO	1	6	12	1				FOGSUBP1_START_OUT
117	FOG SUBNATANT PUMP No.2 COMMAND START/STOP	16-DO	1	6	13	1				FOGSUBP2_START_OUT
118	SPARE-DO	16-DO	1	6	14		1			
119	SPARE-DO	16-DO	1	6	15		1			
120	NAOCI STORAGE TANK No. 1 DISCHARGE VALVE COMMAND OPEN/CLOSE	16-DO	1	6	16	1				NaOCL1_VLVOPN_OUT
121	NAOCI STORAGE TANK No. 2 DISCHARGE VALVE COMMAND OPEN/CLOSE	16-DO	1	7	1	1				NaOCL2_VLVOPN_OUT
122	SPARE-DO	16-DO	1	7	2		1			
123	SPARE-DO	16-DO	1	7	3		1			
124	SPARE-DO	16-DO	1	7	4		1			
125	SPARE-DO	16-DO	1	7	5		1			
126	SPARE-DO	16-DO	1	7	6		1			
127	SPARE-DO	16-DO	1	7	7		1			
128	SPARE-DO	16-DO	1	7	8		1			
129	SPARE-DO	16-DO	1	7	9		1			
130	SPARE-DO	16-DO	1	7	10		1			
131	SPARE-DO	16-DO	1	7	11		1			
132	SPARE-DO	16-DO	1	7	12		1			
133	SPARE-DO	16-DO	1	7	13		1			
134	SPARE-DO	16-DO	1	7	14		1			
135	SPARE-DO	16-DO	1	7	15		1			
136	SPARE-DO	16-DO	1	7	16		1			
137	SUMP FLOAT SWITCH LEVEL HIGH	16-DI	2	4	1	1	tb3-161			TRENCH_LVLHI_IN
138	SCUM WET WELL FLOAT SWITCH HIGH	16-DI	2	4	2	1	tb3-163			SCUMFLT_HIGH_IN
139	SCUM WET WELL FLOAT SWITCH LOW	16-DI	2	4	3	1	tb3-165			SCUMFLT_LOW_IN
140	AIR SCRUBBER 1 METERING PUMP 4 RUNNING	16-DI	2	4	4	1	tb3-167			SCRB1MP4_STAT_IN
141	AIR SCRUBBER 2 METERING PUMP 4 RUNNING	16-DI	2	4	5	1	tb3-169			SCRB2MP4_STAT_IN
142	AIR SCRUBBER 3 METERING PUMP 4 RUNNING	16-DI	2	4	6	1	tb3-171			SCRB3MP4_STAT_IN
143	SPARE-DI	16-DI	2	4	7		tb3-173			
144	SPARE-DI	16-DI	2	4	8		tb3-175			
145	FOG SUBNANT PUMPS ALARM RESET	16-DI	2	4	9	1	tb3-177			FOGSUBP_RESET_IN
146	SPARE-DI	16-DI	2	4	10		tb3-179			
147	rtu network switch	16-DI	2	4	11		tb3-181			
148	SPARE-DI	16-DI	2	4	12		tb3-183			
149	SPARE-DI	16-DI	2	4	13		tb3-185			
150	SPARE-DI	16-DI	2	4	14		tb3-187			
151	SPARE-DI	16-DI	2	4	15		tb3-189			
152	SPARE-DI	16-DI	2	4	16		tb3-191			
ELECTRICAL SUBSTATION REMOTE RACK, RTU-30.1 (10.7.120.95)										
153	CONTROL PANEL AC POWER STATUS	16-DI	1	1	1	1				ACFAIL_IN
154	CONTROL PANEL UPS LOW BATTERY	16-DI	1	1	2	1				BATTERY1_LOW_IN
155	CONTROL PANEL AC SURGE FAULT	16-DI	1	1	3	1				ACSURGE1_FAIL_IN
156	15KV SELECTOR SWITCH GEAR 1 FEEDING TX-FOG-C	16-DI	1	1	4	1				FOGSGR1_DISTC_IN
157	15KV SELECTOR SWITCH GEAR 1 FEEDING TX-FOG-D	16-DI	1	1	5	1				FOGSGR1_DISTD_IN
158	TRANSFORMER FOG-C LOW OIL LEVEL	16-DI	1	1	6	1				FOGTX1_OILLOW_IN
159	TRANSFORMER FOG-C HIGH TEMP	16-DI	1	1	7	1				FOGTX1_TEMPHI_IN
160	TRANSFORMER FOG-C HIGH PRESS	16-DI	1	1	8	1				FOGTX1_PRESHI_IN
161	MAIN BREAKER FOG-C TRIPPED	16-DI	1	1	9	1				FOGMBK1_TRIP_IN
162	MAIN BREAKER FOG-C OPENED	16-DI	1	1	10	1				FOGMBK1_OPEN_IN
163	MAIN BREAKER FOG-C CLOSED	16-DI	1	1	11	1				FOGMBK1_CLOSE_IN
164	TIE BREAKER FOG-C TRIPPED	16-DI	1	1	12	1				FOGTBK1_TRIP_IN
165	TIE BREAKER FOG-C OPENED	16-DI	1	1	13	1				FOGTBK1_OPEN_IN
166	TIE BREAKER FOG-C CLOSED	16-DI	1	1	14	1				FOGTBK1_CLOSE_IN
167	15KV SELECTOR SWITCH GEAR 2FEEDING TX-FOG-C	16-DI	1	1	15	1				FOGSGR2_DISTC_IN
168	15KV SELECTOR SWITCH GEAR 2FEEDING TX-FOG-D	16-DI	1	1	16	1				FOGSGR2_DISTD_IN
169	TRANSFORMER FOG-D LOW OIL LEVEL	16-DI	1	2	1	1				FOGTX2_OILLOW_IN
170	TRANSFORMER FOG-D HIGH TEMP	16-DI	1	2	2	1				FOGTX2_TEMPHI_IN
171	TRANSFORMER FOG-D HIGH PRESSURE	16-DI	1	2	3	1				FOGTX2_PRESHI_IN
172	MAIN BREAKER FOG-D TRIPPED	16-DI	1	2	4	1				FOGMBK2_TRIP_IN
173	MAIN BREAKER FOG-D OPENED	16-DI	1	2	5	1				FOGMBK2_OPEN_IN
174	MAIN BREAKER FOG-D CLOSED	16-DI	1	2	6	1				FOGMBK2_CLOSE_IN
175	TIE BREAKER FOG-D TRIPPED	16-DI	1	2	7	1				FOGTBK2_TRIP_IN
176	TIE BREAKER FOG-D OPENED	16-DI	1	2	8	1				FOGTBK2_OPEN_IN
177	TIE BREAKER FOG-D CLOSED	16-DI	1	2	9	1				FOGTBK2_CLOSE_IN
178	SPARE-DI	16-DI	1	2	10		1			
179	SPARE-DI	16-DI	1	2	11		1			
180	SPARE-DI	16-DI	1	2	12		1			
181	SPARE-DI	16-DI	1	2	13		1			
182	SPARE-DI	16-DI	1	2	14		1			
183	SPARE-DI	16-DI	1	2	15		1			
184	SPARE-DI	16-DI	1	2	16		1			
185	SUBSTATION ROOM TEMPERATURE	8-AI	1	3	1	1		0	150	ROOM1_TEMP_IN
186	SPARE-AI	8-AI	1	3	2		1			

MIAMI-DADE WATER AND SEWER DEPARTMENT  
 SOUTH DISTRICT WASTE WATER TREATMENT PLANT  
 INPUT/OUTPUT LIST  
 RTU SD30 FOG BUILDING

ITEM	DESCRIPTION	SIG. TYPE	RACK	CARD	POINT	PT. CONN	SPARE	ZERO	SPAN	SIGNAL NAME
187	SPARE-AI	8-AI	1	3	3		1			
188	SPARE-AI	8-AI	1	3	4		1			
189	SPARE-AI	8-AI	1	3	5		1			
190	SPARE-AI	8-AI	1	3	6		1			
191	SPARE-AI	8-AI	1	3	7		1			
192	SPARE-AI	8-AI	1	3	8		1			

	Points	Boards	Spare
4-AI	0	0	
8-AI	32	4	
2-AO	0	0	
4-AO	0	0	
8-DI	0	0	
16-DI	128	8	
8-DO	0	0	
16-DO	32	2	
Spare AI	9		28%
Spare AO	0		#DIV/0!
Spare DI	15		12%
Spare DO	17		53%
Total	233	14	

**TOTAL CONNECTED**  
**PERCENTAGE CONNECTED + SPARES**  
**SPARES**

150  
 95.31%  
 33



MIAMI-DADE WATER AND SEWER DEPARTMENT  
SOUTH DISTRICT WASTE WATER TREATMENT PLANT  
INPUT/OUTPUT LIST  
RTU SD31 ELECTRICAL BUILDING 2

ITEM	DESCRIPTION	SIG. TYPE	RACK	CARD	POINT	PT. CONN	SPARE	ZERO	SPAN	SIGNAL NAME
ELECTRICAL BLDG. 2 RACK 1 (10.7.120.94)										
1	AC FAILURE ALARM	16-DI	1	1	1	1				RTU_ACFAIL_IN
2	AC SURGE PROTECTOR ALARM	16-DI	1	1	2	1				RTU_SURGE_IN
3	BATTERY LOW ALARM	16-DI	1	1	3	1				RTU_BATLOW_IN
4	TRENCH DRAIN HIGH LEVEL SWITCH	16-DI	1	1	4	1				DRAIN_LVL_HI
5	TRENCH DRAIN HIGH HIGH LEVEL SWITCH	16-DI	1	1	5	1				DRAIN_LVL_HIHI
6	AIR COMPRESSOR #1 RUNNING	16-DI	1	1	6	1				COMPRES1_STAT_IN
7	AIR COMPRESSOR #1 FAULT	16-DI	1	1	7	1				COMPRES1_FAIL_IN
8	AIR COMPRESSOR #2 RUNNING	16-DI	1	1	8	1				COMPRES2_STAT_IN
9	AIR COMPRESSOR #2 FAULT	16-DI	1	1	9	1				COMPRES2_FAIL_IN
10	AIR COMPRESSOR #3 RUNNING	16-DI	1	1	10	1				COMPRES3_STAT_IN
11	AIR COMPRESSOR #3 FAULT	16-DI	1	1	11	1				COMPRES3_FAIL_IN
12	AIR COMPRESSOR #4 RUNNING	16-DI	1	1	12	1				COMPRES4_STAT_IN
13	AIR COMPRESSOR #4 FAULT	16-DI	1	1	13	1				COMPRES4_FAIL_IN
14	SPARE-DI	16-DI	1	1	14		1			
15	SPARE-DI	16-DI	1	1	15		1			
16	RTU NETWORK SWITCH ALARM	16-DI	1	1	16		1			RTU_SWITCH_IN
17	HEADER A COMPRESSED AIR PRESSURE TRANSMITTER	8-AI	1	2	1	1				HEADERA_PRES_I
18	HEADER B COMPRESSED AIR PRESSURE TRANSMITTER	8-AI	1	2	2	1				HEADERB_PRES_I
19	SPARE-AI	8-AI	1	2	3		1			
20	SPARE-AI	8-AI	1	2	4		1			
21	SPARE-AI	8-AI	1	2	5		1			
22	SPARE-AI	8-AI	1	2	6		1			
23	SPARE-AI	8-AI	1	2	7		1			
24	SPARE-AI	8-AI	1	2	8		1			
FUEL PUMP ROOM REMOTE RACK, RTU-31.1 (10.7.120.93)										
25	AC FAILURE ALARM	16-DI	1	1	1	1				ACFAIL_IN
26	AC SURGE PROTECTOR ALARM	16-DI	1	1	2	1				ACSURGE_FAIL_IN
27	BATTERY LOW ALARM	16-DI	1	1	3	1				BATTERY_LOW_IN
28	FUEL PIPELINE LEAK DETECTOR TANK FILL HEADER	16-DI	1	1	4	1				HEADTANK_LEAK_IN
29	FUEL PIPELINE LEAK DETECTOR TRUCK FUELING/UNLOADING H	16-DI	1	1	5	1				FUELUNLD_LEAK_IN
30	FUEL PIPELINE LEAK DETECTOR TRANSFER PUMP 1 & 2 SUCTION	16-DI	1	1	6	1				PUMP12_LEAK_IN
31	FUEL PIPELINE LEAK DETECTOR TRANSFER PUMP 3 & 4 SUCTION	16-DI	1	1	7	1				PUMP34_LEAK_IN
32	ABOVE GROUND FUEL STORAGE TANK NO.1 HIGH LEVEL	16-DI	1	1	8	1				FTANK1_LVLHI_IN
33	ABOVE GROUND FUEL STORAGE TANK NO.1 LOW LEVEL	16-DI	1	1	9	1				FTANK1_LVLLO_IN
34	ABOVE GROUND FUEL STORAGE TANK NO.1 LEAK	16-DI	1	1	10	1				FTANK1_LEAK_IN
35	ABOVE GROUND FUEL STORAGE TANK NO.2 HIGH LEVEL	16-DI	1	1	11	1				FTANK2_LVLHI_IN
36	ABOVE GROUND FUEL STORAGE TANK NO.2 LOW LEVEL	16-DI	1	1	12	1				FTANK2_LVLLO_IN
37	ABOVE GROUND FUEL STORAGE TANK No.2 LEAK	16-DI	1	1	13	1				FTANK2_LEAK_IN
38	ABOVE GROUND FUEL STORAGE TANK No.3 HIGH LEVEL	16-DI	1	1	14	1				FTANK3_LVLHI_IN
39	ABOVE GROUND FUEL STORAGE TANK NO.3 LOW LEVEL	16-DI	1	1	15	1				FTANK3_LVLLO_IN
40	ABOVE GROUND FUEL STORAGE TANK No.3 LEAK	16-DI	1	1	16	1				FTANK3_LEAK_IN
41	ABOVE GROUND FUEL STORAGE TANK No.4 HIGH LEVEL	16-DI	1	2	1	1				FTANK4_LVLHI_IN
42	ABOVE GROUND FUEL STORAGE TANK NO.4 LOW LEVEL	16-DI	1	2	2	1				FTANK4_LVLLO_IN
43	ABOVE GROUND FUEL STORAGE TANK NO.4 LEAK	16-DI	1	2	3	1				FTANK4_LEAK_IN
44	TRUCK FUELING UNLOADING PUMP NO.1 RUNNING	16-DI	1	2	4	1				TRCKPMP1_STAT_IN
45	TRUCK FUELING UNLOADING PUMP NO.1 FAULT	16-DI	1	2	5	1				TRCKPMP1_ALARM_IN
46	TRUCK FUELING UNLOADING PUMP NO.2 RUNNING	16-DI	1	2	6	1				TRCKPMP2_STAT_IN
47	TRUCK FUELING UNLOADING PUMP NO.2 FAULT	16-DI	1	2	7	1				TRCKPMP2_ALARM_IN
48	TRUCK FUELING UNLOADING PUMP EMERGENCY STOP	16-DI	1	2	8	1				TRCKSYS_ESTOP_IN
49	FUEL TRANSFER PUMP NO.1 RUNNING	16-DI	1	2	9	1				XFERPMP1_STAT_IN
50	FUEL TRANSFER PUMP NO.1 READY	16-DI	1	2	10	1				XFERPMP1_READY_IN
51	FUEL TRANSFER PUMP No.1 FAULT	16-DI	1	2	11	1				XFERPMP1_ALARM_IN
52	FUEL TRANSFER PUMP No.2 RUNNING	16-DI	1	2	12	1				XFERPMP2_STAT_IN
53	FUEL TRANSFER PUMP NO.2 READY	16-DI	1	2	13	1				XFERPMP2_READY_IN
54	FUEL TRANSFER PUMP NO.2 FAULT	16-DI	1	2	14	1				XFERPMP2_ALARM_IN
55	FUEL TRANSFER PUMP NO.3 RUNNING	16-DI	1	2	15	1				XFERPMP3_STAT_IN
56	FUEL TRANSFER PUMP No.3 READY	16-DI	1	2	16	1				XFERPMP3_READY_IN
57	FUEL TRANSFER PUMP No.3 FAULT	16-DI	1	3	1	1				XFERPMP3_ALARM_IN
58	FUEL TRANSFER PUMP NO.4 RUNNING	16-DI	1	3	2	1				XFERPMP4_STAT_IN
59	FUEL TRANSFER PUMP NO.4 READY	16-DI	1	3	3	1				XFERPMP4_READY_IN
60	FUEL TRANSFER PUMP NO.4 FAULT	16-DI	1	3	4	1				XFERPMP4_ALARM_IN
61	FUEL TRANSFER PUMP EMERGENCY STOP	16-DI	1	3	5	1				XFERPMP4_ESTOP_IN
62	FUEL PIPELINE LEAK DETECTOR - TRANSFER PUMP 1 & 2 DISCHARGE	16-DI	1	3	6	1				FPIPE12_LEAK_IN
63	FUEL PIPELINE LEAK DETECTOR - TRANSFER PUMP 3 & 4 DISCHARGE	16-DI	1	3	7	1				FPIPE34_LEAK_IN
64	OIL/WATER SEPARATOR POWER STATUS	16-DI	1	3	8	1				OILWAT_STAT_IN
65	OIL/WATER SEPARATOR HIGH OIL LEVEL	16-DI	1	3	9	1				OILWAT_LEVEL_HI
66	OIL/WATER SEPARATOR HIGH-HIGH OIL LEVEL	16-DI	1	3	10	1				OILWAT_LEVEL_HIHI
67	OIL/WATER SEPARATOR LEAK DETECTOR	16-DI	1	3	11	1				OILWAT_LEAK_ALRM
68	SPARE-DI	16-DI	1	3	12		1			
69	SPARE-DI	16-DI	1	3	13		1			
70	SPARE-DI	16-DI	1	3	14		1			
71	SPARE-DI	16-DI	1	3	15		1			
72	SPARE-DI	16-DI	1	3	16		1			

MIAMI-DADE WATER AND SEWER DEPARTMENT  
 SOUTH DISTRICT WASTE WATER TREATMENT PLANT  
 INPUT/OUTPUT LIST  
 RTU SD31 ELECTRICAL BUILDING 2

ITEM	DESCRIPTION	SIG. TYPE	RACK	CARD	POINT	PT. CONN	SPARE	ZERO	SPAN	SIGNAL NAME
73	ABOVE GROUND FUEL STORAGE TANK No.1	8-AI	1	4	1	1		0	51604	FTANK1_LVL_I
74	ABOVE GROUND FUEL STORAGE TANK NO.2	8-AI	1	4	2	1		0	51604	FTANK2_LVL_I
75	ABOVE GROUND FUEL STORAGE TANK NO.3	8-AI	1	4	3	1		0	51604	FTANK3_LVL_I
76	ABOVE GROUND FUEL STORAGE TANK NO.4	8-AI	1	4	4	1		0	51604	FTANK4_LVL_I
77	TRUCK FUELING/UNLOADING FLOW METER	8-AI	1	4	5	1		0	300	UNLOADIN_FLOW_I
78	FUEL TRANSFER PUMP 1 & 2 FLOW METER	8-AI	1	4	6	1		0	30	TXPMP12_FLOW_I
79	FUEL TRANSFER PUMP 3 & 4 FLOW METER	8-AI	1	4	7	1		0	30	TXPMP34_FLOW_I
80	SPARE-AI	8-AI	1	4	8		1			

	Points	Boards	Spare
4-AI	0	0	
8-AI	16	2	
2-AO	0	0	
4-AO	0	0	
8-DI	0	0	
16-DI	64	4	
8-DO	0	0	
16-DO	0	0	
Spare AI	7		44%
Spare AO	0		#DIV/0!
Spare DI	7		11%
Spare DO	0		#DIV/0!
Total	94	6	

**TOTAL CONNECTED** 65  
**PERCENTAGE CONNECTED + SPARES** 100.00%  
**SPARES** 15

MIAMI-DADE WATER AND SEWER DEPARTMENT  
SOUTH DISTRICT WASTE WATER TREATMENT PLANT  
INPUT/OUTPUT LIST  
RTU SD32 ONSITE HYPOGENERATOR

ITEM	DESCRIPTION	SIG. TYPE	RACK	CARD	POINT	PT. CONN	ZERO	SPAN	SIGNAL NAME
OSHG BLDG RACKS 1/2/3 (10.7.120.92/91/90)									
1	OSHG POTABLE WATER PRESSURE	8-AI	2	3	1	1	0	300	WATER_PRESS_IN
2	SPARE-AI	8-AI	2	3	2				
3	SPARE-AI	8-AI	2	3	3				
4	SPARE-AI	8-AI	2	3	4				
5	SPARE-AI	8-AI	2	3	5				
6	SOFTENED WATER BOOSTER PUMP #1 SPEED INDICATO	8-AI	2	3	6	1	0	100	BSTPUMP1_SPD_IN
7	SOFTENED WATER BOOSTER PUMP #2 SPEED INDICATO	8-AI	2	3	7	1	0	100	BSTPUMP2_SPD_IN
8	SOFTENED WATER BOOSTER PUMP #3 SPEED INDICATO	8-AI	2	3	8	1	0	100	BSTPUMP3_SPD_IN
9	SOFTENED WATER BOOSTER PUMPS DISCHARGE PRES	8-AI	2	4	1	1	0	150	BSTPUMPS_PRESS_IN
10	OSHG BRINE TANK #1 SALT LEVEL	8-AI	2	4	2	1	0	30	TNK1SALT_LEVEL_IN
11	OSHG BRINE TANK #1 LIQUID LEVEL	8-AI	2	4	3	1	0	30	TNK1LIQ_LEVEL_IN
12	OSHG BRINE TANK #2 SALT LEVEL	8-AI	2	4	4	1	0	30	TNK2SALT_LEVEL_IN
13	OSHG BRINE TANK #2 LIQUID LEVEL	8-AI	2	4	5	1	0	30	TNK2LIQ_LEVEL_IN
14	OSHG BRINE TANK #3 SALT LEVEL	8-AI	2	4	6	1	0	30	TNK3SALT_LEVEL_IN
15	OSHG BRINE TANK #3 LIQUID LEVEL	8-AI	2	4	7	1	0	30	TNK3LIQ_LEVEL_IN
16	OSHG DILUTION FLOW RATE	8-AI	2	4	8	1	0	1200	DILUTION_FLOW_IN
17	HYPO TRANSFER/DILUTION PUMP #1 SPEED INDICATOR	8-AI	2	5	1	1	0	100	DILPUMP1_SPD_IN
18	HYPO TRANSFER/DILUTION PUMP #2 SPEED INDICATOR	8-AI	2	5	2	1	0	100	DILPUMP2_SPD_IN
19	FEED PUMP #1 SPEED INDICATOR	8-AI	2	5	3	1	0	100	FEDPUMP1_SPD_IN
20	FEED PUMP #1 FLOW RATE	8-AI	2	5	4	1	0	200	FEDPUMP1_FLOW_IN
21	FEED PUMP #2 SPEED INDICATOR	8-AI	2	5	5	1	0	100	FEDPUMP2_SPD_IN
22	FEED PUMP #2 FLOW RATE	8-AI	2	5	6	1	0	200	FEDPUMP2_FLOW_IN
23	FEED PUMP #3 SPEED INDICATOR	8-AI	2	5	7	1	0	100	FEDPUMP3_SPD_IN
24	FEED PUMP #3 FLOW RATE	8-AI	2	5	8	1	0	200	FEDPUMP3_FLOW_IN
25	FEED PUMP #4 SPEED INDICATOR	8-AI	2	6	1	1	0	100	FEDPUMP4_SPD_IN
26	FEED PUMP #4 FLOW RATE	8-AI	2	6	2	1	0	200	FEDPUMP4_FLOW_IN
27	FEED PUMP #5 SPEED INDICATOR	8-AI	2	6	3	1	0	100	FEDPUMP5_SPD_IN
28	FEED PUMP #5 FLOW RATE	8-AI	2	6	4	1	0	100	FEDPUMP5_FLOW_IN
29	FEED PUMP #6 SPEED INDICATOR	8-AI	2	6	5	1	0	100	FEDPUMP6_SPD_IN
30	FEED PUMP #6 FLOW RATE	8-AI	2	6	6	1	0	100	FEDPUMP6_FLOW_IN
31	FEED PUMP #7 SPEED INDICATOR	8-AI	2	6	7	1	0	100	FEDPUMP7_SPD_IN
32	FEED PUMP #7 FLOW RATE	8-AI	2	6	8	1	0	100	FEDPUMP7_FLOW_IN
33	FEED PUMP #8 SPEED INDICATOR	8-AI	2	7	1	1	0	100	FEDPUMP8_SPD_IN
34	FEED PUMP #8 FLOW RATE	8-AI	2	7	2	1	0	100	FEDPUMP8_FLOW_IN
35	FEED PUMP #9 SPEED INDICATOR	8-AI	2	7	3	1	0	100	FEDPUMP9_SPD_IN
36	FEED PUMP #9 FLOW RATE	8-AI	2	7	4	1	0	100	FEDPUMP9_FLOW_IN
37	SPARE-AI	8-AI	2	7	5				
38	SPARE-AI	8-AI	2	7	6				
39	SPARE-AI	8-AI	2	7	7				
40	SPARE-AI	8-AI	2	7	8				
41	SOFTENED WATER BOOSTER PUMP #1 SPEED CONTROL	4-AO	3	1	1	1	0	100	BSTPUMP1_SPD_OUT
42	SOFTENED WATER BOOSTER PUMP #2 SPEED CONTROL	4-AO	3	1	2	1	0	100	BSTPUMP2_SPD_OUT
43	SOFTENED WATER BOOSTER PUMP #3 SPEED CONTROL	4-AO	3	1	3	1	0	100	BSTPUMP3_SPD_OUT
44	OSHG DAY TANK #1 LEVEL	4-AO	3	1	4	1	0	100	DAYTANK1_LEVEL_OUT
45	OSHG DAY TANK #2 LEVEL	4-AO	3	2	1	1	0	100	DAYTANK2_LEVEL_OUT
46	OSHG DAY TANK #3 LEVEL	4-AO	3	2	2	1	0	100	DAYTANK3_LEVEL_OUT
47	HYPO TRANSFER/DILUTION PUMP #1 SPEED CONTROL	4-AO	3	2	3	1	0	100	DILPUMP1_SPD_OUT
48	HYPO TRANSFER/DILUTION PUMP #2 SPEED CONTROL	4-AO	3	2	4	1	0	100	DILPUMP2_SPD_OUT
49	HYPO FEED PUMP #1 SPEED CONTROL	4-AO	3	3	1	1	0	100	FEDPUMP1_SPD_OUT
50	HYPO FEED PUMP #2 SPEED CONTROL	4-AO	3	3	2	1	0	100	FEDPUMP2_SPD_OUT
51	HYPO FEED PUMP #3 SPEED CONTROL	4-AO	3	3	3	1	0	100	FEDPUMP3_SPD_OUT
52	HYPO FEED PUMP #4 SPEED CONTROL	4-AO	3	3	4	1	0	100	FEDPUMP4_SPD_OUT
53	HYPO FEED PUMP #5 SPEED CONTROL	4-AO	3	4	1	1	0	100	FEDPUMP5_SPD_OUT
54	HYPO FEED PUMP #6 SPEED CONTROL	4-AO	3	4	2	1	0	100	FEDPUMP6_SPD_OUT
55	HYPO FEED PUMP #7 SPEED CONTROL	4-AO	3	4	3	1	0	100	FEDPUMP7_SPD_OUT
56	HYPO FEED PUMP #8 SPEED CONTROL	4-AO	3	4	4	1	0	100	FEDPUMP8_SPD_OUT
57	HYPO FEED PUMP #9 SPEED CONTROL	4-AO	3	5	1	1			FEDPUMP9_SPD_OUT
58	SPARE-AO	4-AO	3	5	2				
59	SPARE-AO	4-AO	3	5	3				
60	SPARE-AO	4-AO	3	5	4				
61	SOFTENED WATER BOOSTER PUMP #1 RUNNING	16-DI	1	1	1	1			BSTPUMP1_STAT_IN
62	SOFTENED WATER BOOSTER PUMP #1 REMOTE	16-DI	1	1	2	1			BSTPUMP1_REMOTE_IN
63	SOFTENED WATER BOOSTER PUMP #1 FAULT	16-DI	1	1	3	1			BSTPUMP1_FAIL_IN
64	SOFTENED WATER BOOSTER PUMP #2 RUNNING	16-DI	1	1	4	1			BSTPUMP2_STAT_IN
65	SOFTENED WATER BOOSTER PUMP #2 REMOTE	16-DI	1	1	5	1			BSTPUMP2_REMOTE_IN
66	SOFTENED WATER BOOSTER PUMP #2 FAULT	16-DI	1	1	6	1			BSTPUMP2_FAIL_IN
67	SOFTENED WATER BOOSTER PUMP #3 RUNNING	16-DI	1	1	7	1			BSTPUMP3_STAT_IN
68	SOFTENED WATER BOOSTER PUMP #3 REMOTE	16-DI	1	1	8	1			BSTPUMP3_REMOTE_IN
69	SOFTENED WATER BOOSTER PUMP #3 FAULT	16-DI	1	1	9	1			BSTPUMP3_FAIL_IN
70	BRINE TANK #1 INFLUENT SOFTENED WATER MOV VALV	16-DI	1	1	10	1			TNK1MOV_OPEND_IN
71	BRINE TANK #1 INFLUENT SOFTENED WATER MOV VALV	16-DI	1	1	11	1			TNK1MOV_CLSD_IN
72	BRINE TANK #1 INFLUENT SOFTENED WATER MOV VALV	16-DI	1	1	12	1			TNK1MOV_REMOTE_IN
73	BRINE TANK #1 INFLUENT SOFTENED WATER MOV VALV	16-DI	1	1	13	1			TNK1MOV_FAIL_IN
74	BRINE TANK #1 LEAK	16-DI	1	1	14	1			TNK1LEAK_ALRM_IN
75	BRINE TANK #1 DUST FILTER 1 FAULT	16-DI	1	1	15	1			TNK1FILT1_FAIL_IN

MIAMI-DADE WATER AND SEWER DEPARTMENT  
SOUTH DISTRICT WASTE WATER TREATMENT PLANT  
INPUT/OUTPUT LIST  
RTU SD32 ONSITE HYPOGENERATOR

ITEM	DESCRIPTION	SIG. TYPE	RACK	CARD	POINT	PT. CONN	ZERO	SPAN	SIGNAL NAME
76	BRINE TANK #1 DUST FILTER 1 RUNNING	16-DI	1	1	16	1			TNKFLT1_STAT_IN
77	BRINE TANK #2 INFLUENT SOFTENED WATER MOV VALV	16-DI	1	2	1	1			TNK2MOV_OPEND_IN
78	BRINE TANK #2 INFLUENT SOFTENED WATER MOV VALV	16-DI	1	2	2	1			TNK2MOV_CLSD_IN
79	BRINE TANK #2 INFLUENT SOFTENED WATER MOV VALV	16-DI	1	2	3	1			TNK2MOV_REMOTE_IN
80	BRINE TANK #2 INFLUENT SOFTENED WATER MOV VALV	16-DI	1	2	4	1			TNK2MOV_FAIL_IN
81	BRINE TANK #2 LEAK	16-DI	1	2	5	1			TNK2LEAK_ALRM_IN
82	BRINE TANK #3 INFLUENT SOFTENED WATER MOV VALV	16-DI	1	2	6	1			TNK3MOV_OPEND_IN
83	BRINE TANK #3 INFLUENT SOFTENED WATER MOV VALV	16-DI	1	2	7	1			TNK3MOV_CLSD_IN
84	BRINE TANK #3 INFLUENT SOFTENED WATER MOV VALV	16-DI	1	2	8	1			TNK3MOV_REMOTE_IN
85	BRINE TANK #3 INFLUENT SOFTENED WATER MOV VALV	16-DI	1	2	9	1			TNK3MOV_FAIL_IN
86	BRINE TANK #3 LEAK	16-DI	1	2	10	1			TNK3LEAK_ALRM_IN
87	DILUTION MOTOR OPERATED VALVE POSITION REMOTE	16-DI	1	2	11	1			DILMOV_REMOTE_IN
88	DILUTION MOTOR OPERATED VALVE STATUS OPENED	16-DI	1	2	12	1			DILMOV_OPEND_IN
89	DILUTION MOTOR OPERATED VALVE STATUS CLOSED	16-DI	1	2	13	1			DILMOV_CLSD_IN
90	DILUTION FLOW PULSE	16-DI	1	2	14	1			DILUTION_PULSE_IN
91	HYPO TRANSFER/DILUTION PUMP #1 STATUS RUNNING	16-DI	1	2	15	1			DILPUMP1_STAT_IN
92	HYPO TRANSFER/DILUTION PUMP #1 STATUS REMOTE	16-DI	1	2	16	1			DILPUMP1_REMOTE_IN
93	HYPO TRANSFER/DILUTION PUMP #1 STATUS FAULT	16-DI	1	3	1	1			DILPUMP1_FAIL_IN
94	HYPO TRANSFER/DILUTION PUMP #2 STATUS RUNNING	16-DI	1	3	2	1			DILPUMP2_STAT_IN
95	HYPO TRANSFER/DILUTION PUMP #2 STATUS REMOTE	16-DI	1	3	3	1			DILPUMP2_REMOTE_IN
96	HYPO TRANSFER/DILUTION PUMP #2 STATUS FAULT	16-DI	1	3	4	1			DILPUMP2_FAIL_IN
97	HYPO FEED PUMP #1 STATUS REMOTE	16-DI	1	3	5	1			FEDPUMP1_REMOTE_IN
98	HYPO FEED PUMP #1 STATUS RUNNING	16-DI	1	3	6	1			FEDPUMP1_STAT_IN
99	HYPO FEED PUMP #1 STATUS FAULT	16-DI	1	3	7	1			FEDPUMP1_FAIL_IN
100	HYPO FEED PUMP #2 STATUS REMOTE	16-DI	1	3	8	1			FEDPUMP2_REMOTE_IN
101	HYPO FEED PUMP #2 STATUS RUNNING	16-DI	1	3	9	1			FEDPUMP2_STAT_IN
102	HYPO FEED PUMP #2 STATUS FAULT	16-DI	1	3	10	1			FEDPUMP2_FAIL_IN
103	HYPO FEED PUMP #3 STATUS REMOTE	16-DI	1	3	11	1			FEDPUMP3_REMOTE_IN
104	HYPO FEED PUMP #3 STATUS RUNNING	16-DI	1	3	12	1			FEDPUMP3_STAT_IN
105	HYPO FEED PUMP #3 STATUS FAULT	16-DI	1	3	13	1			FEDPUMP3_FAIL_IN
106	HYPO FEED PUMP #4 STATUS REMOTE	16-DI	1	3	14	1			FEDPUMP4_REMOTE_IN
107	HYPO FEED PUMP #4 STATUS RUNNING	16-DI	1	3	15	1			FEDPUMP4_STAT_IN
108	HYPO FEED PUMP #4 STATUS FAULT	16-DI	1	3	16	1			FEDPUMP4_FAIL_IN
109	HYPO FEED PUMP #5 STATUS REMOTE	16-DI	1	4	1	1			FEDPUMP5_REMOTE_IN
110	HYPO FEED PUMP #5 STATUS RUNNING	16-DI	1	4	2	1			FEDPUMP5_STAT_IN
111	HYPO FEED PUMP #5 STATUS FAULT	16-DI	1	4	3	1			FEDPUMP5_FAIL_IN
112	HYPO FEED PUMP #6 STATUS REMOTE	16-DI	1	4	4	1			FEDPUMP6_REMOTE_IN
113	HYPO FEED PUMP #6 STATUS RUNNING	16-DI	1	4	5	1			FEDPUMP6_STAT_IN
114	HYPO FEED PUMP #6 STATUS FAULT	16-DI	1	4	6	1			FEDPUMP6_FAIL_IN
115	HYPO FEED PUMP #7 STATUS REMOTE	16-DI	1	4	7	1			FEDPUMP7_REMOTE_IN
116	HYPO FEED PUMP #7 STATUS RUNNING	16-DI	1	4	8	1			FEDPUMP7_STAT_IN
117	HYPO FEED PUMP #7 STATUS FAULT	16-DI	1	4	9	1			FEDPUMP7_FAIL_IN
118	HYPO FEED PUMP #8 STATUS REMOTE	16-DI	1	4	10	1			FEDPUMP8_REMOTE_IN
119	HYPO FEED PUMP #8 STATUS RUNNING	16-DI	1	4	11	1			FEDPUMP8_STAT_IN
120	HYPO FEED PUMP #8 STATUS FAULT	16-DI	1	4	12	1			FEDPUMP8_FAIL_IN
121	HYPO FEED PUMP #9 STATUS REMOTE	16-DI	1	4	13	1			FEDPUMP9_REMOTE_IN
122	HYPO FEED PUMP #9 STATUS RUNNING	16-DI	1	4	14	1			FEDPUMP9_STAT_IN
123	HYPO FEED PUMP #9 STATUS FAULT	16-DI	1	4	15	1			FEDPUMP9_FAIL_IN
124	HVAC SYSTEM EXHAUST FAN EF-1 STATUS RUNNING	16-DI	1	4	16	1			HVACEF01_STAT_IN
125	HVAC SYSTEM EXHAUST FAN EF-1 STATUS FAULT	16-DI	1	5	1	1			HVACEF01_FAIL_IN
126		16-DI	1	5	2				
127	HVAC SYSTEM EXHAUST FAN EF-2 STATUS RUNNING	16-DI	1	5	3	1			HVACEF02_STAT_IN
128	HVAC SYSTEM EXHAUST FAN EF-2 STATUS FAULT	16-DI	1	5	4	1			HVACEF02_FAIL_IN
129		16-DI	1	5	5				
130	HVAC SYSTEM EXHAUST FAN EF-3 STATUS RUNNING	16-DI	1	5	6	1			HVACEF03_STAT_IN
131	HVAC SYSTEM EXHAUST FAN EF-3 STATUS FAULT	16-DI	1	5	7	1			HVACEF03_FAIL_IN
132		16-DI	1	5	8				
133	HVAC SYSTEM EXHAUST FAN EF-4 STATUS RUNNING	16-DI	1	5	9	1			HVACEF04_STAT_IN
134	HVAC SYSTEM EXHAUST FAN EF-4 STATUS FAULT	16-DI	1	5	10	1			HVACEF04_FAIL_IN
135		16-DI	1	5	11				
136	HVAC SYSTEM EXHAUST FAN EF-5 STATUS RUNNING	16-DI	1	5	12	1			HVACEF05_STAT_IN
137	HVAC SYSTEM EXHAUST FAN EF-5 STATUS FAULT	16-DI	1	5	13	1			HVACEF05_FAIL_IN
138		16-DI	1	5	14				
139		16-DI	1	5	15				
140		16-DI	1	5	16				
141		16-DI	1	6	1				
142		16-DI	1	6	2				
143		16-DI	1	6	3				
144		16-DI	1	6	4				
145	HVAC SYSTEM EXHAUST FAN EF-16 STATUS RUNNING	16-DI	1	6	5	1			HVACEF16_STAT_IN
146	HVAC SYSTEM EXHAUST FAN EF-16 STATUS FAULT	16-DI	1	6	6	1			HVACEF16_FAIL_IN
147		16-DI	1	6	7				
148	HVAC SYSTEM EXHAUST FAN EF-17 STATUS RUNNING	16-DI	1	6	8	1			HVACEF17_STAT_IN
149	HVAC SYSTEM EXHAUST FAN EF-17 STATUS FAULT	16-DI	1	6	9	1			HVACEF17_FAIL_IN
150		16-DI	1	6	10				
151	OSHG FACILITY - BRINE PUMP ROOM EYE WASH/SHOWE	16-DI	1	6	11	1			EYEWASH1_ALRM_IN

MIAMI-DADE WATER AND SEWER DEPARTMENT  
SOUTH DISTRICT WASTE WATER TREATMENT PLANT  
INPUT/OUTPUT LIST  
RTU SD32 ONSITE HYPOGENERATOR

ITEM	DESCRIPTION	SIG. TYPE	RACK	CARD	POINT	PT. CONN	ZERO	SPAN	SIGNAL NAME
152	OSHG FACILITY - GENERATOR ROOM EYE WASH/SHOWER	16-DI	1	6	12	1			EYEWASH2_ALARM_IN
153	OSHG FACILITY - FEED PUMP ROOM EYE WASH/SHOWER	16-DI	1	6	13	1			EYEWASH3_ALARM_IN
154	OSHG FACILITY - LAB/CONTROL ROOM EYE WASH/SHOWER	16-DI	1	6	14	1			EYEWASH4_ALARM_IN
155	TRANSFORMER TA-OSHG LOW OIL LEVEL ALARM	16-DI	1	6	15	1			TRANSFTA_OILLVL_ALARM
156	TRANSFORMER TA-OSHG HIGH TEMPERATURE ALARM	16-DI	1	6	16	1			TRANSFTA_HITEMP_ALARM
157	TRANSFORMER TA-OSHG POSITION SWITCH "C" STATUS	16-DI	1	7	1	1			TRANSFTA_CSTAT_IN
158	TRANSFORMER TA-OSHG POSITION SWITCH "D" STATUS	16-DI	1	7	2	1			TRANSFTA_DSTAT_IN
159	TRANSFORMER TB-OSHG LOW OIL LEVEL ALARM	16-DI	1	7	3	1			TRANSFTB_OILLVL_ALARM
160	TRANSFORMER TB-OSHG HIGH TEMPERATURE ALARM	16-DI	1	7	4	1			TRANSFTB_HITEMP_ALARM
161	TRANSFORMER TB-OSHG POSITION SWITCH "C" STATUS	16-DI	1	7	5	1			TRANSFTB_CSTAT_IN
162	TRANSFORMER TB-OSHG POSITION SWITCH "D" STATUS	16-DI	1	7	6	1			TRANSFTB_DSTAT_IN
163	TRANSFORMER TC-OSHG LOW OIL LEVEL ALARM	16-DI	1	7	7	1			TRANSFTC_OILLVL_ALARM
164	TRANSFORMER TC-OSHG HIGH TEMPERATURE ALARM	16-DI	1	7	8	1			TRANSFTC_HITEMP_ALARM
165	TRANSFORMER TC-OSHG POSITION SWITCH "C" STATUS	16-DI	1	7	9	1			TRANSFTC_CSTAT_IN
166	TRANSFORMER TC-OSHG POSITION SWITCH "D" STATUS	16-DI	1	7	10	1			TRANSFTC_DSTAT_IN
167	SWITCHGEAR SECTION A MAIN BREAKER STATUS TRIPP	16-DI	1	7	11	1			SWGRAMB_TRIPPD_IN
168	SWITCHGEAR SECTION A MAIN BREAKER STATUS OPEN	16-DI	1	7	12	1			SWGRAMB_OPEND_IN
169	SWITCHGEAR SECTION A MAIN BREAKER STATUS CLOS	16-DI	1	7	13	1			SWGRAMB_CLSD_IN
170	SWITCHGEAR SECTION A/B TIE BREAKER STATUS TRIPP	16-DI	1	7	14	1			SWGRABTB_TRIPPD_IN
171	SWITCHGEAR SECTION A/B TIE BREAKER STATUS OPEN	16-DI	1	7	15	1			SWGRABTB_OPEND_IN
172	SWITCHGEAR SECTION A/B TIE BREAKER STATUS CLOS	16-DI	1	7	16	1			SWGRABTB_CLSD_IN
173	SWITCHGEAR SECTION B/A TIE BREAKER STATUS TRIPP	16-DI	1	8	1	1			SWGRBATB_TRIPPD_IN
174	SWITCHGEAR SECTION B/A TIE BREAKER STATUS OPEN	16-DI	1	8	2	1			SWGRBATB_OPEND_IN
175	SWITCHGEAR SECTION B/A TIE BREAKER STATUS CLOS	16-DI	1	8	3	1			SWGRBATB_CLSD_IN
176	SWITCHGEAR SECTION B MAIN BREAKER STATUS TRIPP	16-DI	1	8	4	1			SWGRBMB_TRIPPD_IN
177	SWITCHGEAR SECTION B MAIN BREAKER STATUS OPEN	16-DI	1	8	5	1			SWGRBMB_OPEND_IN
178	SWITCHGEAR SECTION B MAIN BREAKER STATUS CLOS	16-DI	1	8	6	1			SWGRBMB_CLSD_IN
179	SWITCHGEAR SECTION B/C TIE BREAKER STATUS TRIPP	16-DI	1	8	7	1			SWGRBCTB_TRIPPD_IN
180	SWITCHGEAR SECTION B/C TIE BREAKER STATUS OPEN	16-DI	1	8	8	1			SWGRBCTB_OPEND_IN
181	SWITCHGEAR SECTION B/C TIE BREAKER STATUS CLOS	16-DI	1	8	9	1			SWGRBCTB_CLSD_IN
182	SWITCHGEAR SECTION C/B TIE BREAKER STATUS TRIPP	16-DI	1	8	10	1			SWGRCBTB_TRIPPD_IN
183	SWITCHGEAR SECTION C/B TIE BREAKER STATUS OPEN	16-DI	1	8	11	1			SWGRCBTB_OPEND_IN
184	SWITCHGEAR SECTION C/B TIE BREAKER STATUS CLOS	16-DI	1	8	12	1			SWGRCBTB_CLSD_IN
185	SWITCHGEAR SECTION C MAIN BREAKER STATUS TRIPP	16-DI	1	8	13	1			SWGRCMB_TRIPPD_IN
186	SWITCHGEAR SECTION C MAIN BREAKER STATUS OPEN	16-DI	1	8	14	1			SWGRCMB_OPEND_IN
187	SWITCHGEAR SECTION C MAIN BREAKER STATUS CLOS	16-DI	1	8	15	1			SWGRCMB_CLSD_IN
188	SPARE-DI	16-DI	1	8	16				
189	AC FAIL ALARM	16-DI	2	1	1	1			ACFAIL_IN
190	BATTERY LOW ALARM	16-DI	2	1	2	1			BATTERY_LOW_IN
191	AC SURGE PROTECTOR ALARM	16-DI	2	1	3	1			ACSURGE_FAIL_IN
192	HYPO FEED PUMP #1 HI PRESSURE ALARM	16-DI	2	1	4	1			FEDPUMP1_HIPRES_IN
193	HYPO FEED PUMP #2 HI PRESSURE ALARM	16-DI	2	1	5	1			FEDPUMP2_HIPRES_IN
194	HYPO FEED PUMP #3 HI PRESSURE ALARM	16-DI	2	1	6	1			FEDPUMP3_HIPRES_IN
195	HYPO FEED PUMP #4 HI PRESSURE ALARM	16-DI	2	1	7	1			FEDPUMP4_HIPRES_IN
196	HYPO FEED PUMP #5 HI PRESSURE ALARM	16-DI	2	1	8	1			FEDPUMP5_HIPRES_IN
197	HYPO FEED PUMP #6 HI PRESSURE ALARM	16-DI	2	1	9	1			FEDPUMP6_HIPRES_IN
198	HYPO FEED PUMP #7 HI PRESSURE ALARM	16-DI	2	1	10	1			FEDPUMP7_HIPRES_IN
199	HYPO FEED PUMP #8 HI PRESSURE ALARM	16-DI	2	1	11	1			FEDPUMP8_HIPRES_IN
200	HYPO FEED PUMP #9 HI PRESSURE ALARM	16-DI	2	1	12	1			FEDPUMP9_HIPRES_IN
201	OSHG BRINE TANK #1 DUST FILTER 2 FAULT	16-DI	2	1	13	1			TNKFLT2_FAIL_IN
202	OSHG BRINE TANK #1 DUST FILTER 2 RUNNING	16-DI	2	1	14	1			TNKFLT2_STAT_IN
203	OSHG-GENERATOR ROOM NORTH EYE WASH/SHOWER ALARM	16-DI	2	1	15	1			EYEWASH5_ALARM_IN
204	OSHG-SOFTENER AREA EYE WASH/SHOWER ALARM	16-DI	2	1	16	1			EYEWASH6_ALARM_IN
205	SPARE-DI	16-DI	2	2	1				
206	SPARE-DI	16-DI	2	2	2				
207	SPARE-DI	16-DI	2	2	3				
208	SPARE-DI	16-DI	2	2	4				
209	SPARE-DI	16-DI	2	2	5				
210	SPARE-DI	16-DI	2	2	6				
211	SPARE-DI	16-DI	2	2	7				
212	SPARE-DI	16-DI	2	2	8				
213	SPARE-DI	16-DI	2	2	9				
214	SPARE-DI	16-DI	2	2	10				
215	SPARE-DI	16-DI	2	2	11				
216	SPARE-DI	16-DI	2	2	12				
217	SPARE-DI	16-DI	2	2	13				
218	SPARE-DI	16-DI	2	2	14				
219	SPARE-DI	16-DI	2	2	15				
220	SPARE-DI	16-DI	2	2	16				
221	SOFTENED WATER BOOSTER PUMP #1 COMMAND START	16-DO	3	6	1	1			BSTPUMP1_CMD_OUT
222	SOFTENED WATER BOOSTER PUMP #2 COMMAND START	16-DO	3	6	2	1			BSTPUMP2_CMD_OUT
223	SOFTENED WATER BOOSTER PUMP #3 COMMAND START	16-DO	3	6	3	1			BSTPUMP3_CMD_OUT
224	BRINE TANK #1 INFLUENT SOFTENED WATER MOV COMMAND	16-DO	3	6	4	1			TNK1MOV_CMD_OUT
225	BRINE TANK #2 INFLUENT SOFTENED WATER MOV COMMAND	16-DO	3	6	5	1			TNK2MOV_CMD_OUT
226	BRINE TANK #3 INFLUENT SOFTENED WATER MOV COMMAND	16-DO	3	6	6	1			TNK3MOV_CMD_OUT
227	DILUTION MOTOR OPERATED VALVE COMMAND START	16-DO	3	6	7	1			DILMOV_CMD_OUT

MIAMI-DADE WATER AND SEWER DEPARTMENT  
SOUTH DISTRICT WASTE WATER TREATMENT PLANT  
INPUT/OUTPUT LIST  
RTU SD32 ONSITE HYPOGENERATOR

ITEM	DESCRIPTION	SIG. TYPE	RACK	CARD	POINT	PT. CONN	ZERO	SPAN	SIGNAL NAME
228	HYPO TRANSFER/DILUTION PUMP #1 COMMAND START/STOP	16-DO	3	6	8	1			DILPUMP1_CMD_OUT
229	HYPO TRANSFER/DILUTION PUMP #2 COMMAND START/STOP	16-DO	3	6	9	1			DILPUMP2_CMD_OUT
230	OSHG FEED PUMP #1 COMMAND START/STOP	16-DO	3	6	10	1			FEDPUMP1_CMD_OUT
231	OSHG FEED PUMP #2 COMMAND START/STOP	16-DO	3	6	11	1			FEDPUMP2_CMD_OUT
232	OSHG FEED PUMP #3 COMMAND START/STOP	16-DO	3	6	12	1			FEDPUMP3_CMD_OUT
233	OSHG FEED PUMP #4 COMMAND START/STOP	16-DO	3	6	13	1			FEDPUMP4_CMD_OUT
234	OSHG FEED PUMP #5 COMMAND START/STOP	16-DO	3	6	14	1			FEDPUMP5_CMD_OUT
235	OSHG FEED PUMP #6 COMMAND START/STOP	16-DO	3	6	15	1			FEDPUMP6_CMD_OUT
236	OSHG FEED PUMP #7 COMMAND START/STOP	16-DO	3	6	16	1			FEDPUMP7_CMD_OUT
237	OSHG FEED PUMP #8 COMMAND START/STOP	16-DO	3	7	1	1			FEDPUMP8_CMD_OUT
238	OSHG FEED PUMP #9 COMMAND START/STOP	16-DO	3	7	2	1			FEDPUMP9_CMD_OUT
239	SPARE-DO	16-DO	3	7	3				
240	SPARE-DO	16-DO	3	7	4				
241	SPARE-DO	16-DO	3	7	5				
242	SPARE-DO	16-DO	3	7	6				
243	SPARE-DO	16-DO	3	7	7				
244	SPARE-DO	16-DO	3	7	8				
245	SPARE-DO	16-DO	3	7	9				
246	SPARE-DO	16-DO	3	7	10				
247	SPARE-DO	16-DO	3	7	11				
248	SPARE-DO	16-DO	3	7	12				
249	SPARE-DO	16-DO	3	7	13				
250	SPARE-DO	16-DO	3	7	14				
251	SPARE-DO	16-DO	3	7	15				
252	SPARE-DO	16-DO	3	7	16				

	Points	Boards	Spare
4-AI	0	0	
8-AI	40	5	
2-AO	0	0	
4-AO	20	5	
8-DI	0	0	
16-DI	160	10	
8-DO	0	0	
16-DO	32	2	
Spare AI	8		20%
Spare AO	3		15%
Spare DI	17		11%
Spare DO	14		44%
Total	252	22	

**TOTAL CONNECTED** 197  
**PERCENTAGE CONNECTED + SPARES** 100.00%  
**SPARES** 55

SEVERN TREND MASTER CONTROL PANEL

RTU SD32 ONSITE- HYPO GENERATOR		DEVICE	SIGNAL	MODBUS				
MCP TAGNAME	TAG	TYPE	ADDRSS					SIGNAL NAME
253	HARDNESS MONITOR SCALED	AIT-19014	REAL	4X0801				HARDNESS_TRANS_IN
254	TANK 1 SCALED	LIT-19301	REAL	4X0803				TANK1_LEVEL_IN
255	TANK 2 SCALED	LIT-19302	REAL	4X0805				TANK2_LEVEL_IN
256	TANK 3 SCALED	LIT-19303	REAL	4X0807				TANK3_LEVEL_IN
257	PH SCALED	AIT-19015	REAL	4X0809				PH_TRANS_IN
258	HCL TANK LEVEL SCALED	LIT-19040	REAL	4X0811				HCLTANK_LEVEL_IN
259	FP HYDROGEN 1 SCALED	AIT-19371	REAL	4X0813				FPH2DET1_TRANS_IN
260	FP HYDROGEN 2 SCALED	AIT-19372	REAL	4X0815				FPH2DET2_TRANS_IN
261	FP HYDROGEN 3 SCALED	AIT-19373	REAL	4X0817				FPH2DET3_TRANS_IN
262	FP HYDROGEN 4 SCALED	AIT-19374	REAL	4X0819				FPH2DET4_TRANS_IN
263	GA HYDROGEN 1 SCALED	AIT-19251	REAL	4X0821				GAH2DET1_TRANS_IN
264	GA HYDROGEN 2 SCALED	AIT-19252	REAL	4X0823				GAH2DET2_TRANS_IN
265	GA HYDROGEN 3 SCALED	AIT-19253	REAL	4X0825				GAH2DET3_TRANS_IN
266	GA HYDROGEN 4 SCALED	AIT-19254	REAL	4X0827				GAH2DET4_TRANS_IN
267	BRINE CONCENTRATION		REAL	4X0829				BRINECNC_TRANS_IN
268	HYPO CONCENTRATION		REAL	4X0831				HYPOCNC_TRANS_IN
269	E-STOP	MS-19101A	BOOL	4X0832.1				ESTOP_STAT_IN
270	TANK 1 BLOWER 1 FLOW	FSL-19321	BOOL	4X0832.2				TNK1BLW1_LOFLOW_IN
271	TANK 1 BLOWER 1 RUN STATUS	YI-19321	BOOL	4X0832.3				TNK1BLW1_STAT_IN
272	TANK 1 BLOWER 1 FAULT	XA-19321	BOOL	4X0832.4				TNK1BLW1_ALRM_IN
273	TANK 1 BLOWER 1 IN REMOTE	ZI-19321	BOOL	4X0832.5				TNK1BLW1_REMOTE_IN
274	TANK 1 BLOWER 2 FLOW	FSL-19322	BOOL	4X0832.6				TNK1BLW2_LOFLOW_IN
275	TANK 1 BLOWER 2 RUN STATUS	YI-19322	BOOL	4X0832.7				TNK1BLW2_STAT_IN
276	TANK 1 BLOWER 2 FAULT	XA-19322	BOOL	4X0832.8				TNK1BLW2_ALRM_IN
277	TANK 1 BLOWER 2 IN REMOTE	ZI-19322	BOOL	4X0832.9				TNK1BLW2_REMOTE_IN
278	TANK 2 BLOWER 3 FLOW	FSL-19323	BOOL	4X0832.10				TNK2BLW3_LOFLOW_IN
279	TANK 2 BLOWER 3 RUN STATUS	YI-19323	BOOL	4X0832.11				TNK2BLW3_STAT_IN

MIAMI-DADE WATER AND SEWER DEPARTMENT  
SOUTH DISTRICT WASTE WATER TREATMENT PLANT  
INPUT/OUTPUT LIST  
RTU SD32 ONSITE HYPOGENERATOR

ITEM	DESCRIPTION	SIG. TYPE	RACK	CARD	POINT	PT. CONN	ZERO	SPAN	SIGNAL NAME
280	TANK 2 BLOWER 3 FAULT	XA-19323	BOOL	4X0832.12					TNK2BLW3_ALARM_IN
281	TANK 2 BLOWER 3 IN REMOTE	ZI-19323	BOOL	4X0832.13					TNK2BLW3_REMOTE_IN
282	TANK 2 BLOWER 4 FLOW	FSL-19324	BOOL	4X0832.14					TNK2BLW4_LOFLOW_IN
283	TANK 2 BLOWER 4 RUN STATUS	YI-19324	BOOL	4X0832.15					TNK2BLW4_STAT_IN
284	TANK 2 BLOWER 4 FAULT	XA-19324	BOOL	4X0832.16					TNK2BLW4_ALARM_IN
285	TANK 2 BLOWER 4 IN REMOTE	ZI-19324	BOOL	4X0833.1					TNK2BLW4_REMOTE_IN
286	TANK 3 BLOWER 5 FLOW	FSL-19325	BOOL	4X0833.2					TNK3BLW5_LOFLOW_IN
287	TANK 3 BLOWER 5 RUN STATUS	YI-19325	BOOL	4X0833.3					TNK3BLW5_STAT_IN
288	TANK 3 BLOWER 5 FAULT	XA-19325	BOOL	4X0833.4					TNK3BLW5_ALARM_IN
289	TANK 3 BLOWER 5 IN REMOTE	ZI-19325	BOOL	4X0833.5					TNK3BLW5_REMOTE_IN
290	TANK 3 BLOWER 6 FLOW	FSL-19326	BOOL	4X0833.6					TNK3BLW6_LOFLOW_IN
291	TANK 3 BLOWER 6 RUN STATUS	YI-19326	BOOL	4X0833.7					TNK3BLW6_STAT_IN
292	TANK 3 BLOWER 6 FAULT	XA-19326	BOOL	4X0833.8					TNK3BLW6_ALARM_IN
293	TANK 3 BLOWER 6 IN REMOTE	ZI-19326	BOOL	4X0833.9					TNK3BLW6_REMOTE_IN
294	TANK 1 LEVEL SW	LSH-19301A	BOOL	4X0833.10					TANK1_HILVL_IN
295	TANK 1 FLOW 1	FSL-19301	BOOL	4X0833.11					TANK1_LOFLW1_IN
296	TANK 1 FLOW 2	FSL-19304	BOOL	4X0833.12					TANK1_LOFLW2_IN
297	TANK 2 LEVEL SW	LSH-19302A	BOOL	4X0833.13					TANK2_HILVL_IN
298	TANK 2 FLOW 1	FSL-19302	BOOL	4X0833.14					TANK2_LOFLW1_IN
299	TANK 2 FLOW 2	FSL-19305	BOOL	4X0833.15					TANK2_LOFLW2_IN
300	TANK 3 LEVEL SW	LSH-19303A	BOOL	4X0833.16					TANK3_HILVL_IN
301	TANK 3 FLOW 1	FSL-19303	BOOL	4X0834.1					TANK3_LOFLW1_IN
302	TANK 3 FLOW 2	FSL-19306	BOOL	4X0834.2					TANK3_LOFLW2_IN
303	WEST DOOR ENTRY		BOOL	4X0834.3					WESTDOOR_ENTRY_IN
304	WEST DOOR EXIT		BOOL	4X0834.4					WESTDOOR_EXIT_IN
305	EAST DOOR ENTRY		BOOL	4X0834.5					EASTDOOR_ENTRY_IN
306	EAST DOOR EXIT		BOOL	4X0834.6					EASTDOOR_EXIT_IN
307	LCP1 SHUTDOWN	XA-19101D	BOOL	4X0834.7					LCP1_SHTDWN_IN
308	LCP2 SHUTDOWN	XA-19102D	BOOL	4X0834.8					LCP2_SHTDWN_IN
309	LCP3 SHUTDOWN	XA-19103D	BOOL	4X0834.9					LCP3_SHTDWN_IN
310	LCP4 SHUTDOWN	XA-19104D	BOOL	4X0834.10					LCP4_SHTDWN_IN
311	LCP5 SHUTDOWN	XA-19105D	BOOL	4X0834.11					LCP5_SHTDWN_IN
312	LCP6 SHUTDOWN	XA-19106D	BOOL	4X0834.12					LCP6_SHTDWN_IN
313	LCP7 SHUTDOWN	XA-19107D	BOOL	4X0834.13					LCP7_SHTDWN_IN
314	LCP8 SHUTDOWN	XA-19108D	BOOL	4X0834.14					LCP8_SHTDWN_IN
315	UPS LOW BATTERY	XA-19101C	BOOL	4X0834.15					MCPUPS_LOWBAT_IN
316	UPS POWER LOSS	XA-19101D	BOOL	4X0834.16					MCPUPS_NOTPWR_IN
317	UPS BYPASS MODE	XA-19101A	BOOL	4X0835.1					MCPUPS_BYPASS_IN
318	PS 1 FAIL	XA-19101E	BOOL	4X0835.2					PS1_ALARM_IN
319	PS 2 FAIL	XA-19101F	BOOL	4X0835.3					PS2_ALARM_IN
320	CARBON FILTER ALARM	XA-19001	BOOL	4X0835.4					CARBFLT_ALARM_IN
321	SOFTENER ALARM	XA-19011	BOOL	4X0835.5					SOFTENER_ALARM_IN
322	EXHAUST FAN 1 RUN	YI-19512	BOOL	4X0835.6					EXHFAN1_STAT_IN
323	EXHAUST FAN 1 FAULT	YI-19512F	BOOL	4X0835.7					EXHFAN1_ALARM_IN
324	EXHAUST FAN 2 RUN	YI-19513	BOOL	4X0835.8					EXHFAN2_STAT_IN
325	EXHAUST FAN 2 FAULT	YI-19513F	BOOL	4X0835.9					EXHFAN2_ALARM_IN
326	EXHAUST FAN 3 RUN	YI-19514	BOOL	4X0835.10					EXHFAN3_STAT_IN
327	EXHAUST FAN 3 FAULT	YI-19514F	BOOL	4X0835.11					EXHFAN3_ALARM_IN
328	EXHAUST FAN 4 RUN	YI-19515	BOOL	4X0835.12					EXHFAN4_STAT_IN
329	EXHAUST FAN 4 FAULT	YI-19515F	BOOL	4X0835.13					EXHFAN4_ALARM_IN
330	CABNET HIGH TEMP	XA-19101F	BOOL	4X0835.14					MCP_HITEMP_ALARM
331	EMERGENCY STOP		BOOL	4X0835.15					MCPESTOP_STAT_IN
332	HCL PUMP 1 FAULT	XA-19041	BOOL	4X0835.16					HCLPUMP1_ALARM_IN
333	HCL PUMP 2 FAULT	XA-19042	BOOL	4X0836.1					HCLPUMP2_ALARM_IN
334	OSHG IN USE LIGHT 1	YI-19326	BOOL	4X0836.2					OSHGUSED_LIGHT1_IN
335	OSHG IN USE LIGHT 2	YL-19101B	BOOL	4X0836.3					OSHGUSED_LIGHT2_IN
336	OSHG SHUTDOWN LIGHT 1	XL-19101A	BOOL	4X0836.4					OSHGSDWN_LIGHT1_IN
337	OSHG SHUTDOWN LIGHT 2	XL-19101B	BOOL	4X0836.5					OSHGSDWN_LIGHT2_IN
338	TANK 1 BLOWER 1 RUN	YY-19321	BOOL	4X0836.6					TNK1BLW1_STAT2_IN
339	TANK 1 BLOWER 2 RUN	YY-19322	BOOL	4X0836.7					TNK1BLW2_STAT2_IN
340	TANK 1 BLOWER 3 RUN	YY-19323	BOOL	4X0836.8					TNK2BLW3_STAT2_IN
341	TANK 1 BLOWER 4 RUN	YY-19324	BOOL	4X0836.9					TNK2BLW4_STAT2_IN
342	TANK 1 BLOWER 5 RUN	YY-19325	BOOL	4X0836.10					TNK3BLW5_STAT2_IN
343	TANK 1 BLOWER 6 RUN	YY-19326	BOOL	4X0836.11					TNK3BLW6_STAT2_IN
344	LCP 1 START PERMISSIVE	YI-19101	BOOL	4X0836.12					LCP1_PERMIS_ON
345	LCP 1 MASTER SHUTDOWN	YI-19101A	BOOL	4X0836.13					LCP1_SHTDWN_ON
346	LCP 2 START PERMISSIVE	YI-19102	BOOL	4X0836.14					LCP2_PERMIS_ON
347	LCP 2 MASTER SHUTDOWN	YI-19102A	BOOL	4X0836.15					LCP2_SHTDWN_ON
348	LCP 3 START PERMISSIVE	YI-19103	BOOL	4X0836.16					LCP3_PERMIS_ON
349	LCP 3 MASTER SHUTDOWN	YI-19103A	BOOL	4X0837.1					LCP3_SHTDWN_ON
350	LCP 4 START PERMISSIVE	YI-19104	BOOL	4X0837.2					LCP4_PERMIS_ON
351	LCP 4 MASTER SHUTDOWN	YI-19104A	BOOL	4X0837.3					LCP4_SHTDWN_ON
352	LCP 5 START PERMISSIVE	YI-19105	BOOL	4X0837.4					LCP5_PERMIS_ON
353	LCP 5 MASTER SHUTDOWN	YI-19105A	BOOL	4X0837.5					LCP5_SHTDWN_ON
354	LCP 6 START PERMISSIVE	YI-19106	BOOL	4X0837.6					LCP6_PERMIS_ON
355	LCP 6 MASTER SHUTDOWN	YI-19106A	BOOL	4X0837.7					LCP6_SHTDWN_ON

MIAMI-DADE WATER AND SEWER DEPARTMENT  
SOUTH DISTRICT WASTE WATER TREATMENT PLANT  
INPUT/OUTPUT LIST  
RTU SD32 ONSITE HYPOGENERATOR

ITEM	DESCRIPTION	SIG. TYPE	RACK	CARD	POINT	PT. CONN	ZERO	SPAN	SIGNAL NAME
356	LCP 7 START PERMISSIVE	YI-19107	BOOL	4X0837.8					LCP7_PERMIS_ON
357	LCP 7 MASTER SHUTDOWN	YI-19107A	BOOL	4X0837.9					LCP7_SHTDWN_ON
358	LCP 8 START PERMISSIVE	YI-19108	BOOL	4X0837.10					LCP8_PERMIS_ON
359	LCP 8 MASTER SHUTDOWN	YI-19108A	BOOL	4X0837.11					LCP8_SHTDWN_ON
360	HCL PUMP 1 ENABLE	RC-19041	BOOL	4X0837.12					HCLPUMP1_ENAB_IN
361	HCL PUMP 2 ENABLE	RC-19042	BOOL	4X0837.13					HCLPUMP2_ENAB_IN
362	SIREN		BOOL	4X0837.14					SIREN_STAT_IN
363	STROBE		BOOL	4X0837.15					STROBE_STAT_IN
364	E-STOP DOOR AL		BOOL	4X0837.16					ESTOP_DOOR_ALRM
365	TANK 1 BLOWER 1 FLOW AL		BOOL	4X0838.1					TNK1BLW1_LOFLOW_ALRM
366	TANK 1 BLOWER 1 FAULT AL		BOOL	4X0838.2					TNK1BLW1_FAULT_ALRM
367	TANK 1 BLOWER 2 FLOW AL		BOOL	4X0838.3					TNK1BLW2_LOFLOW_ALRM
368	TANK 1 BLOWER 2 FAULT AL		BOOL	4X0838.4					TNK1BLW2_FAULT_ALRM
369	TANK 2 BLOWER 3 FLOW AL		BOOL	4X0838.5					TNK1BLW3_LOFLOW_ALRM
370	TANK 2 BLOWER 3 FAULT AL		BOOL	4X0838.6					TNK1BLW3_FAULT_ALRM
371	TANK 2 BLOWER 4 FLOW AL		BOOL	4X0838.7					TNK1BLW4_LOFLOW_ALRM
372	TANK 2 BLOWER 4 FAULT AL		BOOL	4X0838.8					TNK1BLW4_FAULT_ALRM
373	TANK 3 BLOWER 5 FLOW AL		BOOL	4X0838.9					TNK1BLW5_LOFLOW_ALRM
374	TANK 3 BLOWER 5 FAULT AL		BOOL	4X0838.10					TNK1BLW5_FAULT_ALRM
375	TANK 3 BLOWER 6 FLOW AL		BOOL	4X0838.11					TNK1BLW6_LOFLOW_ALRM
376	TANK 3 BLOWER 6 FAULT AL		BOOL	4X0838.12					TNK1BLW6_FAULT_ALRM
377	HYPO TANK 1 AIR FLOW 1 AL		BOOL	4X0838.13					HYPOTNK1_AIRFL1_ALRM
378	HYPO TANK 1 AIR FLOW 2 AL		BOOL	4X0838.14					HYPOTNK1_AIRFL2_ALRM
379	HYPO TANK 2 AIR FLOW 1 AL		BOOL	4X0838.15					HYPOTNK2_AIRFL1_ALRM
380	HYPO TANK 2 AIR FLOW 2 AL		BOOL	4X0838.16					HYPOTNK2_AIRFL2_ALRM
381	HYPO TANK 3 AIR FLOW 1 AL		BOOL	4X0839.1					HYPOTNK3_AIRFL1_ALRM
382	HYPO TANK 3 AIR FLOW 2 AL		BOOL	4X0839.2					HYPOTNK3_AIRFL2_ALRM
383	HYPO TANK 1 HIGH LEVEL SW AL		BOOL	4X0839.3					HYPOTNK1_HIHILV_ALRM
384	HYPO TANK 1 HIGH LEVEL AL		BOOL	4X0839.4					HYPOTNK1_HILVL_ALRM
385	HYPO TANK 1 LOW LEVEL AL		BOOL	4X0839.5					HYPOTNK1_LOLVL_ALRM
386	HYPO TANK 2 HIGH LEVEL SW AL		BOOL	4X0839.6					HYPOTNK2_HIHILV_ALRM
387	HYPO TANK 2 HIGH LEVEL AL		BOOL	4X0839.7					HYPOTNK2_HILVL_ALRM
388	HYPO TANK 2 LOW LEVEL AL		BOOL	4X0839.8					HYPOTNK2_LOLVL_ALRM
389	HYPO TANK 3 HIGH LEVEL SW AL		BOOL	4X0839.9					HYPOTNK3_HIHILV_ALRM
390	HYPO TANK 3 HIGH LEVEL AL		BOOL	4X0839.10					HYPOTNK3_HILVL_ALRM
391	HYPO TANK 3 LOW LEVEL AL		BOOL	4X0839.11					HYPOTNK3_LOLVL_ALRM
392	CARBON FILTER AL		BOOL	4X0839.12					CARBFILT_FAULT_ALRM
393	SOFTENER FILTER AL		BOOL	4X0839.13					SOFTENER_FAULT_ALRM
394	NO HYPO TANK IN SERVICE		BOOL	4X0839.14					HYPOTNK3_OUTSRV_ALRM
395	HYPO TANK 1 LOOP FAULT AL		BOOL	4X0839.15					HYPOTNK1_LOOP_ALRM
396	HYPO TANK 2 LOOP FAULT AL		BOOL	4X0839.16					HYPOTNK2_LOOP_ALRM
397	HYPO TANK 3 LOOP FAULT AL		BOOL	4X0840.1					HYPOTNK3_LOOP_ALRM
398	HCL TANK LOOP FAULT AL		BOOL	4X0840.2					HCLTANK_LOOP_ALRM
399	HCL TANK HIGH LEVEL AL		BOOL	4X0840.3					HCLTANK_HIHILV_ALRM
400	HCL TANK LOW LEVEL AL		BOOL	4X0840.4					HCLTANK_LOLVL_ALRM
401	FEED PUMP 1 H2 LOOP FAULT AL		BOOL	4X0840.5					FP1H2_LOOP_ALRM
402	FEED PUMP 1 H2 HIGH LEVEL AL		BOOL	4X0840.6					FP1H2_HIHILV_ALRM
403	FEED PUMP 1 H2 SENSOR AL		BOOL	4X0840.7					FP1H2_SENSOR_ALRM
404	FEED PUMP 2 H2 LOOP FAULT AL		BOOL	4X0840.8					FP2H2_LOOP_ALRM
405	FEED PUMP 2 H2 HIGH LEVEL AL		BOOL	4X0840.9					FP2H2_HIHILV_ALRM
406	FEED PUMP 2 H2 SENSOR AL		BOOL	4X0840.10					FP2H2_SENSOR_ALRM
407	FEED PUMP 3 H2 LOOP FAULT AL		BOOL	4X0840.11					FP3H2_LOOP_ALRM
408	FEED PUMP 3 H2 HIGH LEVEL AL		BOOL	4X0840.12					FP3H2_HIHILV_ALRM
409	FEED PUMP 3 H2 SENSOR AL		BOOL	4X0840.13					FP3H2_SENSOR_ALRM
410	FEED PUMP 4 H2 LOOP FAULT AL		BOOL	4X0840.14					FP4H2_LOOP_ALRM
411	FEED PUMP 4 H2 HIGH LEVEL AL		BOOL	4X0840.15					FP4H2_HIHILV_ALRM
412	FEED PUMP 4 H2 SENSOR AL		BOOL	4X0840.16					FP4H2_SENSOR_ALRM
413	GEN AREA 1 H2 LOOP FAULT AL		BOOL	4X0841.1					GA1H2_LOOP_ALRM
414	GEN AREA 1 H2 HIGH AL		BOOL	4X0841.2					GA1H2_HIHILV_ALRM
415	GEN AREA 1 H2 SENSOR AL		BOOL	4X0841.3					GA1H2_SENSOR_ALRM
416	GEN AREA 2 H2 LOOP FAULT AL		BOOL	4X0841.4					GA2H2_LOOP_ALRM
417	GEN AREA 2 H2 HIGH AL		BOOL	4X0841.5					GA2H2_HIHILV_ALRM
418	GEN AREA 2 H2 SENSOR AL		BOOL	4X0841.6					GA2H2_SENSOR_ALRM
419	GEN AREA 3 H2 LOOP FAULT AL		BOOL	4X0841.7					GA3H2_LOOP_ALRM
420	GEN AREA 3 H2 HIGH AL		BOOL	4X0841.8					GA3H2_HIHILV_ALRM
421	GEN AREA 3 H2 SENSOR AL		BOOL	4X0841.9					GA3H2_SENSOR_ALRM
422	GEN AREA 4 H2 LOOP FAULT AL		BOOL	4X0841.10					GA4H2_LOOP_ALRM
423	GEN AREA 4 H2 HIGH AL		BOOL	4X0841.11					GA4H2_HIHILV_ALRM
424	GEN AREA 4 H2 SENSOR AL		BOOL	4X0841.12					GA4H2_SENSOR_ALRM
425	BLOWER 1 RUN FAULT		BOOL	4X0841.13					BLOWER1_RUN_ALRM
426	BLOWER 2 RUN FAULT		BOOL	4X0841.14					BLOWER2_RUN_ALRM
427	BLOWER 3 RUN FAULT		BOOL	4X0841.15					BLOWER3_RUN_ALRM
428	BLOWER 4 RUN FAULT		BOOL	4X0841.16					BLOWER4_RUN_ALRM
429	BLOWER 5 RUN FAULT		BOOL	4X0842.1					BLOWER5_RUN_ALRM
430	BLOWER 6 RUN FAULT		BOOL	4X0842.2					BLOWER6_RUN_ALRM

SEVERN TREND LOCAL CONTROL PANEL 1 (LCP1)



MIAMI-DADE WATER AND SEWER DEPARTMENT  
SOUTH DISTRICT WASTE WATER TREATMENT PLANT  
INPUT/OUTPUT LIST  
RTU SD32 ONSITE HYPOGENERATOR

ITEM	DESCRIPTION	SIG. TYPE	RACK	CARD	POINT	PT. CONN	ZERO	SPAN	SIGNAL NAME
RTU SD32 ONSITE- HYPO GENERATOR		SIGNAL	MODBUS						
LCP1 TAGNAME		TYPE	ADDRSS						SIGNAL NAME
431	BRINE INLET PRES LO	BOOL	4X0001.1						BRINPMP1_LPRES_IN
432	BRINE R1 FEED PRESS HI	BOOL	4X0001.2						BRINPMP1_HPRES1_IN
433	BRINE R2 FEED PRESS HI	BOOL	4X0001.3						BRINPMP1_HPRES2_IN
434	BRINE PUMP RUN STATUS	BOOL	4X0001.4						BRINPMP1_STAT_IN
435	BRINE PUMP FAULT STATUS	BOOL	4X0001.5						BRINPMP1_FAULT_IN
436	BRINE PUMP AUTO STATUS	BOOL	4X0001.6						BRINPMP1_AUTO_IN
437	RECTIFIER VOLTAGE TRIP	BOOL	4X0001.7						RECTIF1_HIVOLT_IN
438	RECTIFIER CURRENT TRIP	BOOL	4X0001.8						RECTIF1_HIAMP_IN
439	RECTIFIER TEMP TRIP	BOOL	4X0001.9						RECTIF1_HITEMP_IN
440	RECTIFIER GENERAL FAULT	BOOL	4X0001.10						RECTIF1_FAULT_IN
441	SPARE1	BOOL	4X0001.11						
442	SPARE2	BOOL	4X0001.12						
443	RACK1 LEVEL 2 SWITCH	BOOL	4X0001.13						LP1RACK1_LSW2_IN
444	RACK1 LEVEL 1 SWITCH	BOOL	4X0001.14						LP1RACK1_LSW1_IN
445	RACK1 TEMP 2 SWITCH	BOOL	4X0001.15						LP1RACK1_TSW2_IN
446	RACK1 TEMP 1 SWITCH	BOOL	4X0001.16						LP1RACK1_TSW1_IN
447	RACK1 INLET PRESS HIGH	BOOL	4X0002.1						LP1RACK1_HIPRES_IN
448	RACK1 PRV FLOW	BOOL	4X0002.2						LP1RACK1_PRVFLW_IN
449	RACK1 CELL 1 LOW FLOW	BOOL	4X0002.3						LP1RACK1_C1LFLW_IN
450	RACK1 CELL 2 LOW FLOW	BOOL	4X0002.4						LP1RACK1_C2LFLW_IN
451	RACK2 LEVEL 2 SWITCH	BOOL	4X0002.5						LP1RACK2_LSW2_IN
452	RACK2 LEVEL 1 SWITCH	BOOL	4X0002.6						LP1RACK2_LSW1_IN
453	RACK2 TEMP 2 SWITCH	BOOL	4X0002.7						LP1RACK2_TSW2_IN
454	RACK2 TEMP 1 SWITCH	BOOL	4X0002.8						LP1RACK2_TSW1_IN
455	RACK2 INLET PRESS HIGH	BOOL	4X0002.9						LP1RACK2_HIPRES_IN
456	RACK2 PRV FLOW	BOOL	4X0002.10						LP1RACK2_PRVFLW_IN
457	RACK2 CELL 1 LOW FLOW	BOOL	4X0002.11						LP1RACK2_C1LFLW_IN
458	RACK2 CELL 2 LOW FLOW	BOOL	4X0002.12						LP1RACK2_C2LFLW_IN
459	STANDPIPE LEVEL SW	BOOL	4X0002.13						STANDP1_LSW_IN
460	STANDPIPE FLOW SW	BOOL	4X0002.14						STANDP1_FSW_IN
461	STANDPIPE BLOWER1 FLOW SW	BOOL	4X0002.15						SP1BLWR1_FSW_IN
462	STANDPIPE BLOWER1 RUN STATUS	BOOL	4X0002.16						SP1BLWR1_STAT_IN
463	STANDPIPE BLOWER1 FAULT	BOOL	4X0003.1						SP1BLWR1_FAULT_IN
464	SPARE3	BOOL	4X0003.2						
465	STANDPIPE BLOWER1 REM	BOOL	4X0003.3						SP1BLWR1_REM_IN
466	STANDPIPE BLOWER2 FLOW SW	BOOL	4X0003.4						SP1BLWR2_FSW_IN
467	STANDPIPE BLOWER2 RUN STATUS	BOOL	4X0003.5						SP1BLWR2_STAT_IN
468	STANDPIPE BLOWER2 FAULT	BOOL	4X0003.6						SP1BLWR2_FAULT_IN
469	SPARE4	BOOL	4X0003.7						
470	STANDPIPE BLOWER2 REM	BOOL	4X0003.8						SP1BLWR2_REM_IN
471	MOV5 OPEN	BOOL	4X0003.9						LP1MOV5_OPEN_IN
472	MOV6 OPEN	BOOL	4X0003.10						LP1MOV6_OPEN_IN
473	MOV7 OPEN	BOOL	4X0003.11						LP1MOV7_OPEN_IN
474	MOV5 CLOSED	BOOL	4X0003.12						LP1MOV5_CLOSED_IN
475	MOV6 CLOSED	BOOL	4X0003.13						LP1MOV6_CLOSED_IN
476	MOV7 CLOSED	BOOL	4X0003.14						LP1MOV7_CLOSED_IN
477	PWR SUPPLY1 FAULT	BOOL	4X0003.15						LP1PS1_FAULT_IN
478	PWR SUPPLY2 FAULT	BOOL	4X0003.16						LP1PS2_FAULT_IN
479	GEN PANEL CLOSED	BOOL	4X0004.1						LP1GENP_CLOSED_IN
480	PLC CAB TEMP HI	BOOL	4X0004.2						PLCCAB1_HITEMP_IN
481	EMERGENCY STOP	BOOL	4X0004.3						ESTOP1_STAT_IN
482	SPARE5	BOOL	4X0004.4						
483	OSHG EXHAUST FAN RUN	BOOL	4X0004.5						EXHFAN1_STAT_IN
484	OSHG EXHAUST FAN FAULT	BOOL	4X0004.6						EXHFAN1_FAULT_IN
485	MCP START PERMISSIVE	BOOL	4X0004.7						LP1MCP_PERMIT_IN
486	MCP MASTER SHUTDOWN	BOOL	4X0004.8						LP1MCP_SHTDWN_IN
487	RACK1 RUPTURE DISK	BOOL	4X0004.9						LP1RACK1_RUPDSK_IN
488	RACK2 RUPTURE DISK	BOOL	4X0004.10						LP1RACK2_RUPDSK_IN
489	UPS LOW BATTERY	BOOL	4X0004.11						LP1UPS_LOWBAT_IN
490	UPS POWER LOSS	BOOL	4X0004.12						LP1UPS_NOTPWR_IN
491	UPS BYPASS MODE	BOOL	4X0004.13						LP1UPS_BYPASS_IN
492	SPARE6	BOOL	4X0004.14						
493	BRINE PUMP REM START	BOOL	4X0004.15						BRINPMP1_REMSTR_OUT
494	BRINE PUMP REM STOP	BOOL	4X0004.16						BRINPMP1_REMSTP_OUT
495	BRINE PUMP START CMD	BOOL	4X0005.1						BRINPMP1_START_OUT
496	RACK1 WATER INLET SOLENOID	BOOL	4X0005.2						LP1RACK1_INSOL_OUT
497	RACK2 WATER INLET SOLENOID	BOOL	4X0005.3						LP1RACK2_INSOL_OUT
498	STANDPIPE BLOWER1 RUN CMD	BOOL	4X0005.4						SP1BLWR1_START_OUT
499	STANDPIPE BLOWER2 RUN CMD	BOOL	4X0005.5						SP1BLWR2_START_OUT
500	TANK VALVE 5 OPEN CMD	BOOL	4X0005.6						LP1MOV5_OPEN_OUT
501	TANK VALVE 6 OPEN CMD	BOOL	4X0005.7						LP1MOV6_OPEN_OUT
502	TANK VALVE 7 OPEN CMD	BOOL	4X0005.8						LP1MOV7_OPEN_OUT
503	EXHAUST FAN RUN CMD	BOOL	4X0005.9						EXHFAN1_START_OUT
504	PANEL LOCAL SHUTDOWN	BOOL	4X0005.10						LCP1_SHTDWN_OUT

MIAMI-DADE WATER AND SEWER DEPARTMENT  
SOUTH DISTRICT WASTE WATER TREATMENT PLANT  
INPUT/OUTPUT LIST  
RTU SD32 ONSITE HYPOGENERATOR

ITEM	DESCRIPTION	SIG. TYPE	RACK	CARD	POINT	PT. CONN	ZERO	SPAN	SIGNAL NAME
505	RECTIFIER START CMD	BOOL	4X0005.11						RECTIF1_START_OUT
506	SIREN	BOOL	4X0005.12						LP1SIREN_START_OUT
507	STROBE LIGHT	BOOL	4X0005.13						LP1STRB_START_OUT
508	OUT SPARE1	BOOL	4X0005.14						
509	OUT SPARE2	BOOL	4X0005.15						
510	OUT SPARE3	BOOL	4X0005.16						
511	REO TANK BLOWER	BOOL	4X0006.1						REOBLWR1_START_OUT
512	RUNTIME HOURS	REAL	4X0008						LP1_ACRT_HOUR
513	BRINE INLET FLOW	REAL	4X0010						BRINE1_FLOW_IN
514	RECT AC VOLTS	REAL	4X0012						RECTIF1_ACVOLT_IN
515	RECT AC AMPS	REAL	4X0014						RECTIF1_ACAMP_IN
516	RECT AC KWH	REAL	4X0016						RECTIF1_ACKWH_IN
517	RECT DC VOLTS	REAL	4X0018						RECTIF1_DCVOLT_IN
518	RECT DC AMPS	REAL	4X0020						RECTIF1_DCAMP_IN
519	RACK1 OUTLET TEMP	REAL	4X0022						LCP1RACK1_OUTEMP_IN
520	RACK2 OUTLET TEMP	REAL	4X0024						LCP1RACK2_OUTEMP_IN
521	INLET WATER PRESS	REAL	4X0026						INLETWT1_PRESS_IN
522	INLET WATER TEMP	REAL	4X0028						INLETWT1_TEMP_IN
523	INLET WATER FLOW	REAL	4X0030						INLETWT1_FLOW_IN
524	STANDPIPE HYPO LEVEL	REAL	4X0032						STANDPI1_LEVEL_IN
525	GENERATOR STATUS	INT	4X0034						GEN1_STAT_IN
526	BRINE INLET PRESS AL	BOOL	4X0035.1						BRINPMP1_LPRES_ALARM
527	RACK1 BRINE FEED PRESS HI AL	BOOL	4X0035.2						BRINPMP1_HPRES1_ALARM
528	RACK2 BRINE FEED PRESS HI AL	BOOL	4X0035.3						BRINPMP1_HPRES2_ALARM
529	RECT VOLTAGE TRIP AL	BOOL	4X0035.4						RECTIF1_HIVOLT_ALARM
530	RECT AMPS TRIP AL	BOOL	4X0035.5						RECTIF1_HIAMP_ALARM
531	RECT TEMP TRIP AL	BOOL	4X0035.6						RECTIF1_HITEMP_ALARM
532	RACK1 LEVEL1 AL	BOOL	4X0035.7						LP1RACK1_LSW1_ALARM
533	RACK1 LEVEL2 AL	BOOL	4X0035.8						LP1RACK1_LSW2_ALARM
534	RACK1 TEMP1 AL	BOOL	4X0035.9						LP1RACK1_TSW1_ALARM
535	RACK1 TEMP2 AL	BOOL	4X0035.10						LP1RACK1_TSW2_ALARM
536	RACK1 INLET PRESS HI AL	BOOL	4X0035.11						LP1RACK1_HIPRES_ALARM
537	RACK1 PRV FLOW AL	BOOL	4X0035.12						LP1RACK1_PRVFLW_ALARM
538	RACK1 FLOW1 AL	BOOL	4X0035.13						LP1RACK1_C1FLW_ALARM
539	RACK1 FLOW2 AL	BOOL	4X0035.14						LP1RACK1_C2FLW_ALARM
540	RACK2 LEVEL1 AL	BOOL	4X0035.15						LP1RACK2_LSW1_ALARM
541	RACK2 LEVEL2 AL	BOOL	4X0035.16						LP1RACK2_LSW2_ALARM
542	RACK2 TEMP1 AL	BOOL	4X0036.1						LP1RACK2_TSW1_ALARM
543	RACK2 TEMP2 AL	BOOL	4X0036.2						LP1RACK2_TSW2_ALARM
544	RACK2 INLET PRESS HI AL	BOOL	4X0036.3						LP1RACK2_HIPRES_ALARM
545	RACK2 PRV FLOW AL	BOOL	4X0036.4						LP1RACK2_PRVFLW_ALARM
546	RACK2 FLOW1 LOW AL	BOOL	4X0036.5						LP1RACK2_C1FLW_ALARM
547	RACK2 FLOW2 LOW AL	BOOL	4X0036.6						LP1RACK2_C2FLW_ALARM
548	STANDPIPE FLOW AL	BOOL	4X0036.7						STANDPI1_LSW_ALARM
549	STANDPIPE BLOWER1 FLOW AL	BOOL	4X0036.8						SP1BLWR1_FSW_ALARM
550	STANDPIPE BLOWER2 FLOW AL	BOOL	4X0036.9						SP1BLWR2_FSW_ALARM
551	STANDPIPE BLOWER IN REM	BOOL	4X0036.10						SP1BLWR_REM_ALARM
552	STANDPIPE BLOWER1 FAULT AL	BOOL	4X0036.11						SP1BLWR1_FAULT_ALARM
553	STANDPIPE BLOWER2 FAULT AL	BOOL	4X0036.12						SP1BLWR2_FAULT_ALARM
554	POWER SUPPLY1 FAULT AL	BOOL	4X0036.13						LP1PS1_FAULT_ALARM
555	POWER SUPPLY2 FAULT AL	BOOL	4X0036.14						LP1PS2_FAULT_ALARM
556	GENERATOR SHIELDS NOT INSTALLED	BOOL	4X0036.15						GEN1_SHLDOF_ALARM
557	PLC CAB TEMP HI AL	BOOL	4X0036.16						PLCCAB1_HITEMP_ALARM
558	EMERGENCY STOP AL	BOOL	4X0037.1						ESTOP1_STAT_ALARM
559	EXHAUST FAN FAULT AL	BOOL	4X0037.2						EXHFAN1_FAULT_ALARM
560	STAGE1 FAULT AL	BOOL	4X0037.3						LP1STG1_ALARM_IN
561	STAGE2 FAULT AL	BOOL	4X0037.4						LP1STG2_ALARM_IN
562	STAGE3 FAULT AL	BOOL	4X0037.5						LP1STG3_ALARM_IN
563	STAGE4 FAULT AL	BOOL	4X0037.6						LP1STG4_ALARM_IN
564	STAGE5 FAULT AL	BOOL	4X0037.7						LP1STG5_ALARM_IN
565	HI RECT AMPS AL	BOOL	4X0037.8						RECTIF1_HIAMPS_ALARM
566	LO RECT AMP AL	BOOL	4X0037.9						RECTIF1_LOAMPS_ALARM
567	HI RECT VOLT AL	BOOL	4X0037.10						RECTIF1_HIVOLT_ALARM
568	LO RECT VOLT AL	BOOL	4X0037.11						RECTIF1_LOVOLT_ALARM
569	RACK1 RUPTURE DISK AL	BOOL	4X0037.12						LP1RACK1_RUPDSK_ALARM
570	RACK2 RUPTURE DISK AL	BOOL	4X0037.13						LP1RACK2_RUPDSK_ALARM
571	TANK1 VALVE FAILURE	BOOL	4X0037.14						LP1MOV5_FAULT_ALARM
572	TANK2 VALVE FAILURE	BOOL	4X0037.15						LP1MOV6_FAULT_ALARM
573	TANK3 VALVE FAILURE	BOOL	4X0037.16						LP1MOV7_FAULT_ALARM
574	VALVE OUT OFF POSITION	BOOL	4X0038.1						LP1MOV_POS_ALARM
575	ANALOG IN 6_0	INT	4X0039						
576	ANALOG IN 6_1	INT	4X0040						
577	ANALOG IN 6_2	INT	4X0041						
578	ANALOG IN 6_3	INT	4X0042						
579	ANALOG IN 6_4	INT	4X0043						
580	ANALOG IN 6_5	INT	4X0044						

MIAMI-DADE WATER AND SEWER DEPARTMENT  
SOUTH DISTRICT WASTE WATER TREATMENT PLANT  
INPUT/OUTPUT LIST  
RTU SD32 ONSITE HYPOGENERATOR

ITEM	DESCRIPTION	SIG. TYPE	RACK	CARD	POINT	PT. CONN	ZERO	SPAN	SIGNAL NAME
581	ANALOG IN 6_6	INT	4X0045						
582	ANALOG IN 6_7	INT	4X0046						
583	ANALOG IN 7_0	INT	4X0047						
584	ANALOG IN 7_1	INT	4X0048						
585	ANALOG IN 7_2	INT	4X0049						
586	ANALOG IN 7_3	INT	4X0050						
587	ANALOG IN 7_4	INT	4X0051						
588	ANALOG IN 7_5	INT	4X0052						
589	ANALOG IN 7_6	INT	4X0053						
590	ANALOG IN 7_7	INT	4X0054						
591	ANALOG OUT 8_0	INT	4X0055						
592	ANALOG OUT 8_1	INT	4X0056						
593	ANALOG OUT 8_2	INT	4X0057						
594	ANALOG OUT 8_3	INT	4X0058						
595	ANALOG OUT 8_4	INT	4X0059						
596	ANALOG OUT 8_5	INT	4X0060						
597	ANALOG OUT 8_6	INT	4X0061						

**SEVERN TREND LOCAL CONTROL PANEL 2 (LCP2)**

RTU SD32 ONSITE - HYPO GENERATOR		SIGNAL	MODBUS						
	LCP2 TAGNAME	TYPE	ADDRSS						SIGNAL NAME
598	BRINE INLET PRES LO	BOOL	4X0101.1						BRINPMP2_LPRES_IN
599	BRINE R1 FEED PRESS HI	BOOL	4X0101.2						BRINPMP2_HPRES1_IN
600	BRINE R2 FEED PRESS HI	BOOL	4X0101.3						BRINPMP2_HPRES2_IN
601	BRINE PUMP RUN STATUS	BOOL	4X0101.4						BRINPMP2_STAT_IN
602	BRINE PUMP FAULT STATUS	BOOL	4X0101.5						BRINPMP2_FAULT_IN
603	BRINE PUMP AUTO STATUS	BOOL	4X0101.6						BRINPMP2_AUTO_IN
604	RECTIFIER VOLTAGE TRIP	BOOL	4X0101.7						RECTIF2_HIVOLT_IN
605	RECTIFIER CURRENT TRIP	BOOL	4X0101.8						RECTIF2_HIAMP_IN
606	RECTIFIER TEMP TRIP	BOOL	4X0101.9						RECTIF2_HITEMP_IN
607	RECTIFIER GENERAL FAULT	BOOL	4X0101.10						RECTIF2_FAULT_IN
608	SPARE1	BOOL	4X0101.11						
609	SPARE2	BOOL	4X0101.12						
610	RACK2 LEVEL 2 SWITCH	BOOL	4X0101.13						LP2RACK1_LSW2_IN
611	RACK2 LEVEL 1 SWITCH	BOOL	4X0101.14						LP2RACK1_LSW1_IN
612	RACK2 TEMP 2 SWITCH	BOOL	4X0101.15						LP2RACK1_TSW2_IN
613	RACK2 TEMP 1 SWITCH	BOOL	4X0101.16						LP2RACK1_TSW1_IN
614	RACK2 INLET PRESS HIGH	BOOL	4X0102.1						LP2RACK1_HIPRES_IN
615	RACK2 PRV FLOW	BOOL	4X0102.2						LP2RACK1_PRVFLW_IN
616	RACK2 CELL 1 LOW FLOW	BOOL	4X0102.3						LP2RACK1_C1LFLW_IN
617	RACK2 CELL 2 LOW FLOW	BOOL	4X0102.4						LP2RACK1_C2LFLW_IN
618	RACK2 LEVEL 2 SWITCH	BOOL	4X0102.5						LP2RACK2_LSW2_IN
619	RACK2 LEVEL 1 SWITCH	BOOL	4X0102.6						LP2RACK2_LSW1_IN
620	RACK2 TEMP 2 SWITCH	BOOL	4X0102.7						LP2RACK2_TSW2_IN
621	RACK2 TEMP 1 SWITCH	BOOL	4X0102.8						LP2RACK2_TSW1_IN
622	RACK2 INLET PRESS HIGH	BOOL	4X0102.9						LP2RACK2_HIPRES_IN
623	RACK2 PRV FLOW	BOOL	4X0102.10						LP2RACK2_PRVFLW_IN
624	RACK2 CELL 1 LOW FLOW	BOOL	4X0102.11						LP2RACK2_C1LFLW_IN
625	RACK2 CELL 2 LOW FLOW	BOOL	4X0102.12						LP2RACK2_C2LFLW_IN
626	STANDPIPE LEVEL SW	BOOL	4X0102.13						STANDPI2_LSW_IN
627	STANDPIPE FLOW SW	BOOL	4X0102.14						STANDPI2_FSW_IN
628	STANDPIPE BLOWER1 FLOW SW	BOOL	4X0102.15						SP2BLWR1_FSW_IN
629	STANDPIPE BLOWER1 RUN STATUS	BOOL	4X0102.16						SP2BLWR1_STAT_IN
630	STANDPIPE BLOWER1 FAULT	BOOL	4X0103.1						SP2BLWR1_FAULT_IN
631	SPARE3	BOOL	4X0103.2						
632	STANDPIPE BLOWER1 REM	BOOL	4X0103.3						SP2BLWR1_REM_IN
633	STANDPIPE BLOWER2 FLOW SW	BOOL	4X0103.4						SP2BLWR2_FSW_IN
634	STANDPIPE BLOWER2 RUN STATUS	BOOL	4X0103.5						SP2BLWR2_STAT_IN
635	STANDPIPE BLOWER2 FAULT	BOOL	4X0103.6						SP2BLWR2_FAULT_IN
636	SPARE4	BOOL	4X0103.7						
637	STANDPIPE BLOWER2 REM	BOOL	4X0103.8						SP2BLWR2_REM_IN
638	MOV5 OPEN	BOOL	4X0103.9						LP2MOV5_OPEN_IN
639	MOV6 OPEN	BOOL	4X0103.10						LP2MOV6_OPEN_IN
640	MOV7 OPEN	BOOL	4X0103.11						LP2MOV7_OPEN_IN
641	MOV5 CLOSED	BOOL	4X0103.12						LP2MOV5_CLOSED_IN
642	MOV6 CLOSED	BOOL	4X0103.13						LP2MOV6_CLOSED_IN
643	MOV7 CLOSED	BOOL	4X0103.14						LP2MOV7_CLOSED_IN
644	PWR SUPPLY1 FAULT	BOOL	4X0103.15						LP2PS1_FAULT_IN
645	PWR SUPPLY2 FAULT	BOOL	4X0103.16						LP2PS2_FAULT_IN
646	GEN PANEL CLOSED	BOOL	4X0104.1						LP2GENP_CLOSED_IN
647	PLC CAB TEMP HI	BOOL	4X0104.2						PLCCAB2_HITEMP_IN
648	EMERGENCY STOP	BOOL	4X0104.3						ESTOP2_STAT_IN
649	SPARE5	BOOL	4X0104.4						
650	OSHG EXHAUST FAN RUN	BOOL	4X0104.5						EXHFAN2_STAT_IN
651	OSHG EXHAUST FAN FAULT	BOOL	4X0104.6						EXHFAN2_FAULT_IN
652	MCP START PERMISSIVE	BOOL	4X0104.7						LP2MCP_PERMIT_IN
653	MCP MASTER SHUTDOWN	BOOL	4X0104.8						LP2MCP_SHTDWN_IN

MIAMI-DADE WATER AND SEWER DEPARTMENT  
SOUTH DISTRICT WASTE WATER TREATMENT PLANT  
INPUT/OUTPUT LIST  
RTU SD32 ONSITE HYPOGENERATOR

ITEM	DESCRIPTION	SIG. TYPE	RACK	CARD	POINT	PT. CONN	ZERO	SPAN	SIGNAL NAME
654	RACK2 RUPTURE DISK	BOOL	4X0104.9						LP2RACK1_RUPDSK_IN
655	RACK2 RUPTURE DISK	BOOL	4X0104.10						LP2RACK2_RUPDSK_IN
656	UPS LOW BATTERY	BOOL	4X0104.11						LP2UPS_LOWBAT_IN
657	UPS POWER LOSS	BOOL	4X0104.12						LP2UPS_NOTPWR_IN
658	UPS BYPASS MODE	BOOL	4X0104.13						LP2UPS_BYPASS_IN
659	SPARE6	BOOL	4X0104.14						
660	BRINE PUMP REM START	BOOL	4X0104.15						BRINPMP2_REMSTR_OUT
661	BRINE PUMP REM STOP	BOOL	4X0104.16						BRINPMP2_REMSTP_OUT
662	BRINE PUMP START CMD	BOOL	4X0105.1						BRINPMP2_START_OUT
663	RACK2 WATER INLET SOLENOID	BOOL	4X0105.2						LP2RACK1_INSOL_OUT
664	RACK2 WATER INLET SOLENOID	BOOL	4X0105.3						LP2RACK2_INSOL_OUT
665	STANDPIPE BLOWER1 RUN CMD	BOOL	4X0105.4						SP2BLWR1_START_OUT
666	STANDPIPE BLOWER2 RUN CMD	BOOL	4X0105.5						SP2BLWR2_START_OUT
667	TANK VALVE 5 OPEN CMD	BOOL	4X0105.6						LP2MOV5_OPEN_OUT
668	TANK VALVE 6 OPEN CMD	BOOL	4X0105.7						LP2MOV6_OPEN_OUT
669	TANK VALVE 7 OPEN CMD	BOOL	4X0105.8						LP2MOV7_OPEN_OUT
670	EXHAUST FAN RUN CMD	BOOL	4X0105.9						EXHFAN2_START_OUT
671	PANEL LOCAL SHUTDOWN	BOOL	4X0105.10						LCP2_SHTDWN_OUT
672	RECTIFIER START CMD	BOOL	4X0105.11						RECTIF2_START_OUT
673	SIREN	BOOL	4X0105.12						LP2SIREN_START_OUT
674	STROBE LIGHT	BOOL	4X0105.13						LP2STRB_START_OUT
675	OUT SPARE1	BOOL	4X0105.14						
676	OUT SPARE2	BOOL	4X0105.15						
677	OUT SPARE3	BOOL	4X0105.16						
678	REO TANK BLOWER	BOOL	4X0106.1						REOBLWR2_START_OUT
679	RUNTIME HOURS	REAL	4X0108						LP2_ACRT_HOUR
680	BRINE INLET FLOW	REAL	4X0110						BRINE2_FLOW_IN
681	RECT AC VOLTS	REAL	4X0112						RECTIF2_ACVOLT_IN
682	RECT AC AMPS	REAL	4X0114						RECTIF2_ACAMP_IN
683	RECT AC KWH	REAL	4X0116						RECTIF2_ACKWH_IN
684	RECT DC VOLTS	REAL	4X0118						RECTIF2_DCVOLT_IN
685	RECT DC AMPS	REAL	4X0120						RECTIF2_DCAMP_IN
686	RACK2 OUTLET TEMP	REAL	4X0122						LCP2RACK1_OUTEMP_IN
687	RACK2 OUTLET TEMP	REAL	4X0124						LCP2RACK2_OUTEMP_IN
688	INLET WATER PRESS	REAL	4X0126						INLETWT2_PRESS_IN
689	INLET WATER TEMP	REAL	4X0128						INLETWT2_TEMP_IN
690	INLET WATER FLOW	REAL	4X0130						INLETWT2_FLOW_IN
691	STANDPIPE HYPO LEVEL	REAL	4X0132						STANDPI2_LEVEL_IN
692	GENERATOR STATUS	INT	4X0134						GEN2_STAT_IN
693	BRINE INLET PRESS AL	BOOL	4X0135.1						BRINPMP2_LPRES_ALARM
694	RACK2 BRINE FEED PRESS HI AL	BOOL	4X0135.2						BRINPMP2_HPRES1_ALARM
695	RACK2 BRINE FEED PRESS HI AL	BOOL	4X0135.3						BRINPMP2_HPRES2_ALARM
696	RECT VOLTAGE TRIP AL	BOOL	4X0135.4						RECTIF2_HIVOLT_ALARM
697	RECT AMPS TRIP AL	BOOL	4X0135.5						RECTIF2_HIAMP_ALARM
698	RECT TEMP TRIP AL	BOOL	4X0135.6						RECTIF2_HITEMP_ALARM
699	RACK2 LEVEL1 AL	BOOL	4X0135.7						LP2RACK1_LSW1_ALARM
700	RACK2 LEVEL2 AL	BOOL	4X0135.8						LP2RACK1_LSW2_ALARM
701	RACK2 TEMP1 AL	BOOL	4X0135.9						LP2RACK1_TSW1_ALARM
702	RACK2 TEMP2 AL	BOOL	4X0135.10						LP2RACK1_TSW2_ALARM
703	RACK2 INLET PRESS HI AL	BOOL	4X0135.11						LP2RACK1_HIPRES_ALARM
704	RACK2 PRV FLOW AL	BOOL	4X0135.12						LP2RACK1_PRVFLW_ALARM
705	RACK2 FLOW1 AL	BOOL	4X0135.13						LP2RACK1_C1FLW_ALARM
706	RACK2 FLOW2 AL	BOOL	4X0135.14						LP2RACK1_C2LFLW_ALARM
707	RACK2 LEVEL1 AL	BOOL	4X0135.15						LP2RACK2_LSW1_ALARM
708	RACK2 LEVEL2 AL	BOOL	4X0135.16						LP2RACK2_LSW2_ALARM
709	RACK2 TEMP1 AL	BOOL	4X0136.1						LP2RACK2_TSW1_ALARM
710	RACK2 TEMP2 AL	BOOL	4X0136.2						LP2RACK2_TSW2_ALARM
711	RACK2 INLET PRESS HI AL	BOOL	4X0136.3						LP2RACK2_HIPRES_ALARM
712	RACK2 PRV FLOW AL	BOOL	4X0136.4						LP2RACK2_PRVFLW_ALARM
713	RACK2 FLOW1 LOW AL	BOOL	4X0136.5						LP2RACK2_C1LFLW_ALARM
714	RACK2 FLOW2 LOW AL	BOOL	4X0136.6						LP2RACK2_C2LFLW_ALARM
715	STANDPIPE FLOW AL	BOOL	4X0136.7						STANDPI2_LSW_ALARM
716	STANDPIPE BLOWER1 FLOW AL	BOOL	4X0136.8						SP2BLWR1_FSW_ALARM
717	STANDPIPE BLOWER2 FLOW AL	BOOL	4X0136.9						SP2BLWR2_FSW_ALARM
718	STANDPIPE BLOWER IN REM	BOOL	4X0136.10						SP2BLWR_REM_ALARM
719	STANDPIPE BLOWER1 FAULT AL	BOOL	4X0136.11						SP2BLWR1_FAULT_ALARM
720	STANDPIPE BLOWER2 FAULT AL	BOOL	4X0136.12						SP2BLWR2_FAULT_ALARM
721	POWER SUPPLY1 FAULT AL	BOOL	4X0136.13						LP2PS1_FAULT_ALARM
722	POWER SUPPLY2 FAULT AL	BOOL	4X0136.14						LP2PS2_FAULT_ALARM
723	GENERATOR SHIELDS NOT INSTALLED	BOOL	4X0136.15						GEN2_SHLDOP_ALARM
724	PLC CAB TEMP HI AL	BOOL	4X0136.16						PLCCAB2_HITEMP_ALARM
725	EMERGENCY STOP AL	BOOL	4X0137.1						ESTOP2_STAT_ALARM
726	EXHAUST FAN FAULT AL	BOOL	4X0137.2						EXHFAN2_FAULT_ALARM
727	STAGE1 FAULT AL	BOOL	4X0137.3						LP2STG1_ALARM_IN
728	STAGE2 FAULT AL	BOOL	4X0137.4						LP2STG2_ALARM_IN
729	STAGE3 FAULT AL	BOOL	4X0137.5						LP2STG3_ALARM_IN

MIAMI-DADE WATER AND SEWER DEPARTMENT  
SOUTH DISTRICT WASTE WATER TREATMENT PLANT  
INPUT/OUTPUT LIST  
RTU SD32 ONSITE HYPOGENERATOR

ITEM	DESCRIPTION	SIG. TYPE	RACK	CARD	POINT	PT. CONN	ZERO	SPAN	SIGNAL NAME
730	STAGE4 FAULT AL	BOOL	4X0137.6						LP2STG4_ALARM_IN
731	STAGE5 FAULT AL	BOOL	4X0137.7						LP2STG5_ALARM_IN
732	HI RECT AMPS AL	BOOL	4X0137.8						RECTIF2_HIAMPS_ALARM
733	LO RECT AMP AL	BOOL	4X0137.9						RECTIF2_LOAMPS_ALARM
734	HI RECT VOLT AL	BOOL	4X0137.10						RECTIF2_HIVOLT_ALARM
735	LO RECT VOLT AL	BOOL	4X0137.11						RECTIF2_LOVOLT_ALARM
736	RACK2 RUPTURE DISK AL	BOOL	4X0137.12						LP2RACK1_RUPDSK_ALARM
737	RACK2 RUPTURE DISK AL	BOOL	4X0137.13						LP2RACK2_RUPDSK_ALARM
738	TANK1 VALVE FAILURE	BOOL	4X0137.14						LP2MOV5_FAULT_ALARM
739	TANK2 VALVE FAILURE	BOOL	4X0137.15						LP2MOV6_FAULT_ALARM
740	TANK3 VALVE FAILURE	BOOL	4X0137.16						LP2MOV7_FAULT_ALARM
741	VALVE OUT OFF POSITION	BOOL	4X0138.1						LP2MOV_POS_ALARM
742	ANALOG IN 6_0	INT	4X0139						
743	ANALOG IN 6_1	INT	4X0140						
744	ANALOG IN 6_2	INT	4X0141						
745	ANALOG IN 6_3	INT	4X0142						
746	ANALOG IN 6_4	INT	4X0143						
747	ANALOG IN 6_5	INT	4X0144						
748	ANALOG IN 6_6	INT	4X0145						
749	ANALOG IN 6_7	INT	4X0146						
750	ANALOG IN 7_0	INT	4X0147						
751	ANALOG IN 7_1	INT	4X0148						
752	ANALOG IN 7_2	INT	4X0149						
753	ANALOG IN 7_3	INT	4X0150						
754	ANALOG IN 7_4	INT	4X0151						
755	ANALOG IN 7_5	INT	4X0152						
756	ANALOG IN 7_6	INT	4X0153						
757	ANALOG IN 7_7	INT	4X0154						
758	ANALOG OUT 8_0	INT	4X0155						
759	ANALOG OUT 8_1	INT	4X0156						
760	ANALOG OUT 8_2	INT	4X0157						
761	ANALOG OUT 8_3	INT	4X0158						
762	ANALOG OUT 8_4	INT	4X0159						
763	ANALOG OUT 8_5	INT	4X0160						
764	ANALOG OUT 8_6	INT	4X0161						

SEVERN TREND LOCAL CONTROL PANEL 3 (LCP3)

RTU SD32 ONSITE- HYPO GENERATOR		SIGNAL	MODBUS						SIGNAL NAME
LCP3 TAGNAME		TYPE	ADDRSS						
765	BRINE INLET PRES LO	BOOL	4X0201.1						BRINPMP3_LPRES_IN
766	BRINE R1 FEED PRESS HI	BOOL	4X0201.2						BRINPMP3_HPRES1_IN
767	BRINE R2 FEED PRESS HI	BOOL	4X0201.3						BRINPMP3_HPRES2_IN
768	BRINE PUMP RUN STATUS	BOOL	4X0201.4						BRINPMP3_STAT_IN
769	BRINE PUMP FAULT STATUS	BOOL	4X0201.5						BRINPMP3_FAULT_IN
770	BRINE PUMP AUTO STATUS	BOOL	4X0201.6						BRINPMP3_AUTO_IN
771	RECTIFIER VOLTAGE TRIP	BOOL	4X0201.7						RECTIF3_HIVOLT_IN
772	RECTIFIER CURRENT TRIP	BOOL	4X0201.8						RECTIF3_HIAMP_IN
773	RECTIFIER TEMP TRIP	BOOL	4X0201.9						RECTIF3_HITEMP_IN
774	RECTIFIER GENERAL FAULT	BOOL	4X0201.10						RECTIF3_FAULT_IN
775	SPARE1	BOOL	4X0201.11						
776	SPARE2	BOOL	4X0201.12						
777	RACK1 LEVEL 2 SWITCH	BOOL	4X0201.13						LP3RACK1_LSW2_IN
778	RACK1 LEVEL 1 SWITCH	BOOL	4X0201.14						LP3RACK1_LSW1_IN
779	RACK1 TEMP 2 SWITCH	BOOL	4X0201.15						LP3RACK1_TSW2_IN
780	RACK1 TEMP 1 SWITCH	BOOL	4X0201.16						LP3RACK1_TSW1_IN
781	RACK1 INLET PRESS HIGH	BOOL	4X0202.1						LP3RACK1_HIPRES_IN
782	RACK1 PRV FLOW	BOOL	4X0202.2						LP3RACK1_PRVFLW_IN
783	RACK1 CELL 1 LOW FLOW	BOOL	4X0202.3						LP3RACK1_C1LFLW_IN
784	RACK1 CELL 2 LOW FLOW	BOOL	4X0202.4						LP3RACK1_C2LFLW_IN
785	RACK2 LEVEL 2 SWITCH	BOOL	4X0202.5						LP3RACK2_LSW2_IN
786	RACK2 LEVEL 1 SWITCH	BOOL	4X0202.6						LP3RACK2_LSW1_IN
787	RACK2 TEMP 2 SWITCH	BOOL	4X0202.7						LP3RACK2_TSW2_IN
788	RACK2 TEMP 1 SWITCH	BOOL	4X0202.8						LP3RACK2_TSW1_IN
789	RACK2 INLET PRESS HIGH	BOOL	4X0202.9						LP3RACK2_HIPRES_IN
790	RACK2 PRV FLOW	BOOL	4X0202.10						LP3RACK2_PRVFLW_IN
791	RACK2 CELL 1 LOW FLOW	BOOL	4X0202.11						LP3RACK2_C1LFLW_IN
792	RACK2 CELL 2 LOW FLOW	BOOL	4X0202.12						LP3RACK2_C2LFLW_IN
793	STANDPIPE LEVEL SW	BOOL	4X0202.13						STANDP13_LSW_IN
794	STANDPIPE FLOW SW	BOOL	4X0202.14						STANDP13_FSW_IN
795	STANDPIPE BLOWER1 FLOW SW	BOOL	4X0202.15						SP3BLWR1_FSW_IN
796	STANDPIPE BLOWER1 RUN STATUS	BOOL	4X0202.16						SP3BLWR1_STAT_IN
797	STANDPIPE BLOWER1 FAULT	BOOL	4X0203.1						SP3BLWR1_FAULT_IN
798	SPARE3	BOOL	4X0203.2						
799	STANDPIPE BLOWER1 REM	BOOL	4X0203.3						SP3BLWR1_REM_IN
800	STANDPIPE BLOWER2 FLOW SW	BOOL	4X0203.4						SP3BLWR2_FSW_IN
801	STANDPIPE BLOWER2 RUN STATUS	BOOL	4X0203.5						SP3BLWR2_STAT_IN
802	STANDPIPE BLOWER2 FAULT	BOOL	4X0203.6						SP3BLWR2_FAULT_IN

MIAMI-DADE WATER AND SEWER DEPARTMENT  
SOUTH DISTRICT WASTE WATER TREATMENT PLANT  
INPUT/OUTPUT LIST  
RTU SD32 ONSITE HYPOGENERATOR

ITEM	DESCRIPTION	SIG. TYPE	RACK	CARD	POINT	PT. CONN	ZERO	SPAN	SIGNAL NAME
803	SPARE4	BOOL	4X0203.7						
804	STANDPIPE BLOWER2 REM	BOOL	4X0203.8						SP3BLWR2_REM_IN
805	MOV5 OPEN	BOOL	4X0203.9						LP3MOV5_OPEN_IN
806	MOV6 OPEN	BOOL	4X0203.10						LP3MOV6_OPEN_IN
807	MOV7 OPEN	BOOL	4X0203.11						LP3MOV7_OPEN_IN
808	MOV5 CLOSED	BOOL	4X0203.12						LP3MOV5_CLOSED_IN
809	MOV6 CLOSED	BOOL	4X0203.13						LP3MOV6_CLOSED_IN
810	MOV7 CLOSED	BOOL	4X0203.14						LP3MOV7_CLOSED_IN
811	PWR SUPPLY1 FAULT	BOOL	4X0203.15						LP3PS1_FAULT_IN
812	PWR SUPPLY2 FAULT	BOOL	4X0203.16						LP3PS2_FAULT_IN
813	GEN PANEL CLOSED	BOOL	4X0204.1						LP3GENP_CLOSED_IN
814	PLC CAB TEMP HI	BOOL	4X0204.2						PLCCAB3_HITEMP_IN
815	EMERGENCY STOP	BOOL	4X0204.3						ESTOP3_STAT_IN
816	SPARE5	BOOL	4X0204.4						
817	OSHG EXHAUST FAN RUN	BOOL	4X0204.5						EXHFAN3_STAT_IN
818	OSHG EXHAUST FAN FAULT	BOOL	4X0204.6						EXHFAN3_FAULT_IN
819	MCP START PERMISSIVE	BOOL	4X0204.7						LP3MCP_PERMIT_IN
820	MCP MASTER SHUTDOWN	BOOL	4X0204.8						LP3MCP_SHTDWN_IN
821	RACK1 RUPTURE DISK	BOOL	4X0204.9						LP3RACK1_RUPDSK_IN
822	RACK2 RUPTURE DISK	BOOL	4X0204.10						LP3RACK2_RUPDSK_IN
823	UPS LOW BATTERY	BOOL	4X0204.11						LP3UPS_LOWBAT_IN
824	UPS POWER LOSS	BOOL	4X0204.12						LP3UPS_NOTPWR_IN
825	UPS BYPASS MODE	BOOL	4X0204.13						LP3UPS_BYPASS_IN
826	SPARE6	BOOL	4X0204.14						
827	BRINE PUMP REM START	BOOL	4X0204.15						BRINPMP3_REMSTR_OUT
828	BRINE PUMP REM STOP	BOOL	4X0204.16						BRINPMP3_REMSTP_OUT
829	BRINE PUMP START CMD	BOOL	4X0205.1						BRINPMP3_START_OUT
830	RACK1 WATER INLET SOLENOID	BOOL	4X0205.2						LP3RACK1_INSOL_OUT
831	RACK2 WATER INLET SOLENOID	BOOL	4X0205.3						LP3RACK2_INSOL_OUT
832	STANDPIPE BLOWER1 RUN CMD	BOOL	4X0205.4						SP3BLWR1_START_OUT
833	STANDPIPE BLOWER2 RUN CMD	BOOL	4X0205.5						SP3BLWR2_START_OUT
834	TANK VALVE 5 OPEN CMD	BOOL	4X0205.6						LP3MOV5_OPEN_OUT
835	TANK VALVE 6 OPEN CMD	BOOL	4X0205.7						LP3MOV6_OPEN_OUT
836	TANK VALVE 7 OPEN CMD	BOOL	4X0205.8						LP3MOV7_OPEN_OUT
837	EXHAUST FAN RUN CMD	BOOL	4X0205.9						EXHFAN3_START_OUT
838	PANEL LOCAL SHUTDOWN	BOOL	4X0205.10						LCP3_SHTDWN_OUT
839	RECTIFIER START CMD	BOOL	4X0205.11						RECTIF3_START_OUT
840	SIREN	BOOL	4X0205.12						LP3SIREN_START_OUT
841	STROBE LIGHT	BOOL	4X0205.13						LP3STRB_START_OUT
842	OUT SPARE1	BOOL	4X0205.14						
843	OUT SPARE2	BOOL	4X0205.15						
844	OUT SPARE3	BOOL	4X0205.16						
845	REO TANK BLOWER	BOOL	4X0206.1						REOBLWR3_START_OUT
846	RUNTIME HOURS	REAL	4X0208						LP3_ACRT_HOUR
847	BRINE INLET FLOW	REAL	4X0210						BRINE1_FLOW_IN
848	RECT AC VOLTS	REAL	4X0212						RECTIF3_ACVOLT_IN
849	RECT AC AMPS	REAL	4X0214						RECTIF3_ACAMP_IN
850	RECT AC KWH	REAL	4X0216						RECTIF3_ACKWH_IN
851	RECT DC VOLTS	REAL	4X0218						RECTIF3_DCVOLT_IN
852	RECT DC AMPS	REAL	4X0220						RECTIF3_DCAMP_IN
853	RACK1 OUTLET TEMP	REAL	4X0222						LCP3RACK1_OUTEMP_IN
854	RACK2 OUTLET TEMP	REAL	4X0224						LCP3RACK2_OUTEMP_IN
855	INLET WATER PRESS	REAL	4X0226						INLETWT3_PRESS_IN
856	INLET WATER TEMP	REAL	4X0228						INLETWT3_TEMP_IN
857	INLET WATER FLOW	REAL	4X0230						INLETWT3_FLOW_IN
858	STANDPIPE HYPO LEVEL	REAL	4X0232						STANDPI3_LEVEL_IN
859	GENERATOR STATUS	INT	4X0234						GEN3_STAT_IN
860	BRINE INLET PRESS AL	BOOL	4X0235.1						BRINPMP3_LPRES_ALRM
861	RACK1 BRINE FEED PRESS HI AL	BOOL	4X0235.2						BRINPMP3_HPRES1_ALRM
862	RACK2 BRINE FEED PRESS HI AL	BOOL	4X0235.3						BRINPMP3_HPRES2_ALRM
863	RECT VOLTAGE TRIP AL	BOOL	4X0235.4						RECTIF3_HIVOLT_ALRM
864	RECT AMPS TRIP AL	BOOL	4X0235.5						RECTIF3_HIAMP_ALRM
865	RECT TEMP TRIP AL	BOOL	4X0235.6						RECTIF3_HITEMP_ALRM
866	RACK1 LEVEL1 AL	BOOL	4X0235.7						LP3RACK1_LSW1_ALRM
867	RACK1 LEVEL2 AL	BOOL	4X0235.8						LP3RACK1_LSW2_ALRM
868	RACK1 TEMP1 AL	BOOL	4X0235.9						LP3RACK1_TSW1_ALRM
869	RACK1 TEMP2 AL	BOOL	4X0235.10						LP3RACK1_TSW2_ALRM
870	RACK1 INLET PRESS HI AL	BOOL	4X0235.11						LP3RACK1_HIPRES_ALRM
871	RACK1 PRV FLOW AL	BOOL	4X0235.12						LP3RACK1_PRVFLW_ALRM
872	RACK1 FLOW1 AL	BOOL	4X0235.13						LP3RACK1_C1FLW_ALRM
873	RACK1 FLOW2 AL	BOOL	4X0235.14						LP3RACK1_C2FLW_ALRM
874	RACK2 LEVEL1 AL	BOOL	4X0235.15						LP3RACK2_LSW1_ALRM
875	RACK2 LEVEL2 AL	BOOL	4X0235.16						LP3RACK2_LSW2_ALRM
876	RACK2 TEMP1 AL	BOOL	4X0236.1						LP3RACK2_TSW1_ALRM
877	RACK2 TEMP2 AL	BOOL	4X0236.2						LP3RACK2_TSW2_ALRM
878	RACK2 INLET PRESS HI AL	BOOL	4X0236.3						LP3RACK2_HIPRES_ALRM

MIAMI-DADE WATER AND SEWER DEPARTMENT  
SOUTH DISTRICT WASTE WATER TREATMENT PLANT  
INPUT/OUTPUT LIST  
RTU SD32 ONSITE HYPOGENERATOR

ITEM	DESCRIPTION	SIG. TYPE	RACK	CARD	POINT	PT. CONN	ZERO	SPAN	SIGNAL NAME
879	RACK2 PRV FLOW AL	BOOL	4X0236.4						LP3RACK2_PRVFLW_ALARM
880	RACK2 FLOW1 LOW AL	BOOL	4X0236.5						LP3RACK2_C1LFLW_ALARM
881	RACK2 FLOW2 LOW AL	BOOL	4X0236.6						LP3RACK2_C2LFLW_ALARM
882	STANDPIPE FLOW AL	BOOL	4X0236.7						STANDPI3_LSW_ALARM
883	STANDPIPE BLOWER1 FLOW AL	BOOL	4X0236.8						SP3BLWR1_FSW_ALARM
884	STANDPIPE BLOWER2 FLOW AL	BOOL	4X0236.9						SP3BLWR2_FSW_ALARM
885	STANDPIPE BLOWER IN REM	BOOL	4X0236.10						SP3BLWR_REM_ALARM
886	STANDPIPE BLOWER1 FAULT AL	BOOL	4X0236.11						SP3BLWR1_FAULT_ALARM
887	STANDPIPE BLOWER2 FAULT AL	BOOL	4X0236.12						SP3BLWR2_FAULT_ALARM
888	POWER SUPPLY1 FAULT AL	BOOL	4X0236.13						LP3PS1_FAULT_ALARM
889	POWER SUPPLY2 FAULT AL	BOOL	4X0236.14						LP3PS2_FAULT_ALARM
890	GENERATOR SHIELDS NOT INSTALLED	BOOL	4X0236.15						GEN3_SHLDOF_ALARM
891	PLC CAB TEMP HI AL	BOOL	4X0236.16						PLCCAB3_HITEMP_ALARM
892	EMERGENCY STOP AL	BOOL	4X0237.1						ESTOP3_STAT_ALARM
893	EXHAUST FAN FAULT AL	BOOL	4X0237.2						EXHFAN3_FAULT_ALARM
894	STAGE1 FAULT AL	BOOL	4X0237.3						LP3STG1_ALARM_IN
895	STAGE2 FAULT AL	BOOL	4X0237.4						LP3STG2_ALARM_IN
896	STAGE3 FAULT AL	BOOL	4X0237.5						LP3STG3_ALARM_IN
897	STAGE4 FAULT AL	BOOL	4X0237.6						LP3STG4_ALARM_IN
898	STAGE5 FAULT AL	BOOL	4X0237.7						LP3STG5_ALARM_IN
899	HI RECT AMPS AL	BOOL	4X0237.8						RECTIF3_HIAMPS_ALARM
900	LO RECT AMP AL	BOOL	4X0237.9						RECTIF3_LOAMPS_ALARM
901	HI RECT VOLT AL	BOOL	4X0237.10						RECTIF3_HIVOLT_ALARM
902	LO RECT VOLT AL	BOOL	4X0237.11						RECTIF3_LOVOLT_ALARM
903	RACK1 RUPTURE DISK AL	BOOL	4X0237.12						LP3RACK1_RUPDSK_ALARM
904	RACK2 RUPTURE DISK AL	BOOL	4X0237.13						LP3RACK2_RUPDSK_ALARM
905	TANK1 VALVE FAILURE	BOOL	4X0237.14						LP3MOV5_FAULT_ALARM
906	TANK2 VALVE FAILURE	BOOL	4X0237.15						LP3MOV6_FAULT_ALARM
907	TANK3 VALVE FAILURE	BOOL	4X0237.16						LP3MOV7_FAULT_ALARM
908	VALVE OUT OFF POSITION	BOOL	4X0238.1						LP3MOV_POS_ALARM
909	ANALOG IN 6_0	INT	4X0239						
910	ANALOG IN 6_1	INT	4X0240						
911	ANALOG IN 6_2	INT	4X0241						
912	ANALOG IN 6_3	INT	4X0242						
913	ANALOG IN 6_4	INT	4X0243						
914	ANALOG IN 6_5	INT	4X0244						
915	ANALOG IN 6_6	INT	4X0245						
916	ANALOG IN 6_7	INT	4X0246						
917	ANALOG IN 7_0	INT	4X0247						
918	ANALOG IN 7_1	INT	4X0248						
919	ANALOG IN 7_2	INT	4X0249						
920	ANALOG IN 7_3	INT	4X0250						
921	ANALOG IN 7_4	INT	4X0251						
922	ANALOG IN 7_5	INT	4X0252						
923	ANALOG IN 7_6	INT	4X0253						
924	ANALOG IN 7_7	INT	4X0254						
925	ANALOG OUT 8_0	INT	4X0255						
926	ANALOG OUT 8_1	INT	4X0256						
927	ANALOG OUT 8_2	INT	4X0257						
928	ANALOG OUT 8_3	INT	4X0258						
929	ANALOG OUT 8_4	INT	4X0259						
930	ANALOG OUT 8_5	INT	4X0260						
931	ANALOG OUT 8_6	INT	4X0261						

SEVERN TREND LOCAL CONTROL PANEL 4 (LCP4)

RTU SD32 ONSITE- HYPO GENERATOR		SIGNAL	MODBUS						SIGNAL NAME
	LCP4 TAGNAME	TYPE	ADDRSS						
932	BRINE INLET PRES LO	BOOL	4X0301.1						BRINPMP4_LPRES_IN
933	BRINE R1 FEED PRESS HI	BOOL	4X0301.2						BRINPMP4_HPRES1_IN
934	BRINE R2 FEED PRESS HI	BOOL	4X0301.3						BRINPMP4_HPRES2_IN
935	BRINE PUMP RUN STATUS	BOOL	4X0301.4						BRINPMP4_STAT_IN
936	BRINE PUMP FAULT STATUS	BOOL	4X0301.5						BRINPMP4_FAULT_IN
937	BRINE PUMP AUTO STATUS	BOOL	4X0301.6						BRINPMP4_AUTO_IN
938	RECTIFIER VOLTAGE TRIP	BOOL	4X0301.7						RECTIF4_HIVOLT_IN
939	RECTIFIER CURRENT TRIP	BOOL	4X0301.8						RECTIF4_HIAMP_IN
940	RECTIFIER TEMP TRIP	BOOL	4X0301.9						RECTIF4_HITEMP_IN
941	RECTIFIER GENERAL FAULT	BOOL	4X0301.10						RECTIF4_FAULT_IN
942	SPARE1	BOOL	4X0301.11						
943	SPARE2	BOOL	4X0301.12						
944	RACK1 LEVEL 2 SWITCH	BOOL	4X0301.13						LP4RACK1_LSW2_IN
945	RACK1 LEVEL 1 SWITCH	BOOL	4X0301.14						LP4RACK1_LSW1_IN
946	RACK1 TEMP 2 SWITCH	BOOL	4X0301.15						LP4RACK1_TSW2_IN
947	RACK1 TEMP 1 SWITCH	BOOL	4X0301.16						LP4RACK1_TSW1_IN
948	RACK1 INLET PRESS HIGH	BOOL	4X0302.1						LP4RACK1_HIPRES_IN
949	RACK1 PRV FLOW	BOOL	4X0302.2						LP4RACK1_PRVFLW_IN
950	RACK1 CELL 1 LOW FLOW	BOOL	4X0302.3						LP4RACK1_C1LFLW_IN
951	RACK1 CELL 2 LOW FLOW	BOOL	4X0302.4						LP4RACK1_C2LFLW_IN

MIAMI-DADE WATER AND SEWER DEPARTMENT  
SOUTH DISTRICT WASTE WATER TREATMENT PLANT  
INPUT/OUTPUT LIST  
RTU SD32 ONSITE HYPOGENERATOR

ITEM	DESCRIPTION	SIG. TYPE	RACK	CARD	POINT	PT. CONN	ZERO	SPAN	SIGNAL NAME
952	RACK2 LEVEL 2 SWITCH	BOOL	4X0302.5						LP4RACK2_LSW2_IN
953	RACK2 LEVEL 1 SWITCH	BOOL	4X0302.6						LP4RACK2_LSW1_IN
954	RACK2 TEMP 2 SWITCH	BOOL	4X0302.7						LP4RACK2_TSW2_IN
955	RACK2 TEMP 1 SWITCH	BOOL	4X0302.8						LP4RACK2_TSW1_IN
956	RACK2 INLET PRESS HIGH	BOOL	4X0302.9						LP4RACK2_HIPRES_IN
957	RACK2 PRV FLOW	BOOL	4X0302.10						LP4RACK2_PRVFLW_IN
958	RACK2 CELL 1 LOW FLOW	BOOL	4X0302.11						LP4RACK2_C1FLW_IN
959	RACK2 CELL 2 LOW FLOW	BOOL	4X0302.12						LP4RACK2_C2FLW_IN
960	STANDPIPE LEVEL SW	BOOL	4X0302.13						STANDPI4_LSW_IN
961	STANDPIPE FLOW SW	BOOL	4X0302.14						STANDPI4_FSW_IN
962	STANDPIPE BLOWER1 FLOW SW	BOOL	4X0302.15						SP4BLWR1_FSW_IN
963	STANDPIPE BLOWER1 RUN STATUS	BOOL	4X0302.16						SP4BLWR1_STAT_IN
964	STANDPIPE BLOWER1 FAULT	BOOL	4X0303.1						SP4BLWR1_FAULT_IN
965	SPARE3	BOOL	4X0303.2						
966	STANDPIPE BLOWER1 REM	BOOL	4X0303.3						SP4BLWR1_REM_IN
967	STANDPIPE BLOWER2 FLOW SW	BOOL	4X0303.4						SP4BLWR2_FSW_IN
968	STANDPIPE BLOWER2 RUN STATUS	BOOL	4X0303.5						SP4BLWR2_STAT_IN
969	STANDPIPE BLOWER2 FAULT	BOOL	4X0303.6						SP4BLWR2_FAULT_IN
970	SPARE4	BOOL	4X0303.7						
971	STANDPIPE BLOWER2 REM	BOOL	4X0303.8						SP4BLWR2_REM_IN
972	MOV5 OPEN	BOOL	4X0303.9						LP4MOV5_OPEN_IN
973	MOV6 OPEN	BOOL	4X0303.10						LP4MOV6_OPEN_IN
974	MOV7 OPEN	BOOL	4X0303.11						LP4MOV7_OPEN_IN
975	MOV5 CLOSED	BOOL	4X0303.12						LP4MOV5_CLOSED_IN
976	MOV6 CLOSED	BOOL	4X0303.13						LP4MOV6_CLOSED_IN
977	MOV7 CLOSED	BOOL	4X0303.14						LP4MOV7_CLOSED_IN
978	PWR SUPPLY1 FAULT	BOOL	4X0303.15						LP4PS1_FAULT_IN
979	PWR SUPPLY2 FAULT	BOOL	4X0303.16						LP4PS2_FAULT_IN
980	GEN PANEL CLOSED	BOOL	4X0304.1						LP4GENP_CLOSED_IN
981	PLC CAB TEMP HI	BOOL	4X0304.2						PLCCAB4_HITEMP_IN
982	EMERGENCY STOP	BOOL	4X0304.3						ESTOP4_STAT_IN
983	SPARE5	BOOL	4X0304.4						
984	OSHG EXHAUST FAN RUN	BOOL	4X0304.5						EXHFAN4_STAT_IN
985	OSHG EXHAUST FAN FAULT	BOOL	4X0304.6						EXHFAN4_FAULT_IN
986	MCP START PERMISSIVE	BOOL	4X0304.7						LP4MCP_PERMIT_IN
987	MCP MASTER SHUTDOWN	BOOL	4X0304.8						LP4MCP_SHTDWN_IN
988	RACK1 RUPTURE DISK	BOOL	4X0304.9						LP4RACK1_RUPDSK_IN
989	RACK2 RUPTURE DISK	BOOL	4X0304.10						LP4RACK2_RUPDSK_IN
990	UPS LOW BATTERY	BOOL	4X0304.11						LP4UPS_LOWBAT_IN
991	UPS POWER LOSS	BOOL	4X0304.12						LP4UPS_NOTPWR_IN
992	UPS BYPASS MODE	BOOL	4X0304.13						LP4UPS_BYPASS_IN
993	SPARE6	BOOL	4X0304.14						
994	BRINE PUMP REM START	BOOL	4X0304.15						BRINPMP4_REMSTR_OUT
995	BRINE PUMP REM STOP	BOOL	4X0304.16						BRINPMP4_REMSTP_OUT
996	BRINE PUMP START CMD	BOOL	4X0305.1						BRINPMP4_START_OUT
997	RACK1 WATER INLET SOLENOID	BOOL	4X0305.2						LP4RACK1_INSOL_OUT
998	RACK2 WATER INLET SOLENOID	BOOL	4X0305.3						LP4RACK2_INSOL_OUT
999	STANDPIPE BLOWER1 RUN CMD	BOOL	4X0305.4						SP4BLWR1_START_OUT
1000	STANDPIPE BLOWER2 RUN CMD	BOOL	4X0305.5						SP4BLWR2_START_OUT
1001	TANK VALVE 5 OPEN CMD	BOOL	4X0305.6						LP4MOV5_OPEN_OUT
1002	TANK VALVE 6 OPEN CMD	BOOL	4X0305.7						LP4MOV6_OPEN_OUT
1003	TANK VALVE 7 OPEN CMD	BOOL	4X0305.8						LP4MOV7_OPEN_OUT
1004	EXHAUST FAN RUN CMD	BOOL	4X0305.9						EXHFAN4_START_OUT
1005	PANEL LOCAL SHUTDOWN	BOOL	4X0305.10						LCP4_SHTDWN_OUT
1006	RECTIFIER START CMD	BOOL	4X0305.11						RECTIF4_START_OUT
1007	SIREN	BOOL	4X0305.12						LP4SIREN_START_OUT
1008	STROBE LIGHT	BOOL	4X0305.13						LP4STRB_START_OUT
1009	OUT SPARE1	BOOL	4X0305.14						
1010	OUT SPARE2	BOOL	4X0305.15						
1011	OUT SPARE3	BOOL	4X0305.16						
1012	REO TANK BLOWER	BOOL	4X0306.1						REOBLWR4_START_OUT
1013	RUNTIME HOURS	REAL	4X0308						LP4_ACRT_HOUR
1014	BRINE INLET FLOW	REAL	4X0310						BRINE4_FLOW_IN
1015	RECT AC VOLTS	REAL	4X0312						RECTIF4_ACVOLT_IN
1016	RECT AC AMPS	REAL	4X0314						RECTIF4_ACAMP_IN
1017	RECT AC KWH	REAL	4X0316						RECTIF4_ACKWH_IN
1018	RECT DC VOLTS	REAL	4X0318						RECTIF4_DCVOLT_IN
1019	RECT DC AMPS	REAL	4X0320						RECTIF4_DCAMP_IN
1020	RACK1 OUTLET TEMP	REAL	4X0322						LCP4RACK1_OUTTEMP_IN
1021	RACK2 OUTLET TEMP	REAL	4X0324						LCP4RACK2_OUTTEMP_IN
1022	INLET WATER PRESS	REAL	4X0326						INLETWT4_PRESS_IN
1023	INLET WATER TEMP	REAL	4X0328						INLETWT4_TEMP_IN
1024	INLET WATER FLOW	REAL	4X0330						INLETWT4_FLOW_IN
1025	STANDPIPE HYPO LEVEL	REAL	4X0332						STANDPI4_LEVEL_IN
1026	GENERATOR STATUS	INT	4X0334						GEN4_STAT_IN
1027	BRINE INLET PRESS AL	BOOL	4X0335.1						BRINPMP4_LPRES_ALARM



MIAMI-DADE WATER AND SEWER DEPARTMENT  
SOUTH DISTRICT WASTE WATER TREATMENT PLANT  
INPUT/OUTPUT LIST  
RTU SD32 ONSITE HYPOGENERATOR

ITEM	DESCRIPTION	SIG. TYPE	RACK	CARD	POINT	PT. CONN	ZERO	SPAN	SIGNAL NAME
1028	RACK1 BRINE FEED PRESS HI AL	BOOL	4X0335.2						BRINPMP4_HPRES1_ALRM
1029	RACK2 BRINE FEED PRESS HI AL	BOOL	4X0335.3						BRINPMP4_HPRES2_ALRM
1030	RECT VOLTAGE TRIP AL	BOOL	4X0335.4						RECTIF4_HIVOLT_ALRM
1031	RECT AMPS TRIP AL	BOOL	4X0335.5						RECTIF4_HIAMP_ALRM
1032	RECT TEMP TRIP AL	BOOL	4X0335.6						RECTIF4_HITEMP_ALRM
1033	RACK1 LEVEL1 AL	BOOL	4X0335.7						LP4RACK1_LSW1_ALRM
1034	RACK1 LEVEL2 AL	BOOL	4X0335.8						LP4RACK1_LSW2_ALRM
1035	RACK1 TEMP1 AL	BOOL	4X0335.9						LP4RACK1_TSW1_ALRM
1036	RACK1 TEMP2 AL	BOOL	4X0335.10						LP4RACK1_TSW2_ALRM
1037	RACK1 INLET PRESS HI AL	BOOL	4X0335.11						LP4RACK1_HIPRES_ALRM
1038	RACK1 PRV FLOW AL	BOOL	4X0335.12						LP4RACK1_PRVFLW_ALRM
1039	RACK1 FLOW1 AL	BOOL	4X0335.13						LP4RACK1_C1LFLW_ALRM
1040	RACK1 FLOW2 AL	BOOL	4X0335.14						LP4RACK1_C2LFLW_ALRM
1041	RACK2 LEVEL1 AL	BOOL	4X0335.15						LP4RACK2_LSW1_ALRM
1042	RACK2 LEVEL2 AL	BOOL	4X0335.16						LP4RACK2_LSW2_ALRM
1043	RACK2 TEMP1 AL	BOOL	4X0336.1						LP4RACK2_TSW1_ALRM
1044	RACK2 TEMP2 AL	BOOL	4X0336.2						LP4RACK2_TSW2_ALRM
1045	RACK2 INLET PRESS HI AL	BOOL	4X0336.3						LP4RACK2_HIPRES_ALRM
1046	RACK2 PRV FLOW AL	BOOL	4X0336.4						LP4RACK2_PRVFLW_ALRM
1047	RACK2 FLOW1 LOW AL	BOOL	4X0336.5						LP4RACK2_C1LFLW_ALRM
1048	RACK2 FLOW2 LOW AL	BOOL	4X0336.6						LP4RACK2_C2LFLW_ALRM
1049	STANDPIPE FLOW AL	BOOL	4X0336.7						STANDPI4_LSW_ALRM
1050	STANDPIPE BLOWER1 FLOW AL	BOOL	4X0336.8						SP4BLWR1_FSW_ALRM
1051	STANDPIPE BLOWER2 FLOW AL	BOOL	4X0336.9						SP4BLWR2_FSW_ALRM
1052	STANDPIPE BLOWER IN REM	BOOL	4X0336.10						SP4BLWR_REM_ALRM
1053	STANDPIPE BLOWER1 FAULT AL	BOOL	4X0336.11						SP4BLWR1_FAULT_ALRM
1054	STANDPIPE BLOWER2 FAULT AL	BOOL	4X0336.12						SP4BLWR2_FAULT_ALRM
1055	POWER SUPPLY1 FAULT AL	BOOL	4X0336.13						LP4PS1_FAULT_ALRM
1056	POWER SUPPLY2 FAULT AL	BOOL	4X0336.14						LP4PS2_FAULT_ALRM
1057	GENERATOR SHIELDS NOT INSTALLED	BOOL	4X0336.15						GEN4_SHLDOF_ALRM
1058	PLC CAB TEMP HI AL	BOOL	4X0336.16						PLCCAB4_HITEMP_ALRM
1059	EMERGENCY STOP AL	BOOL	4X0337.1						ESTOP4_STAT_ALRM
1060	EXHAUST FAN FAULT AL	BOOL	4X0337.2						EXHFAN4_FAULT_ALRM
1061	STAGE1 FAULT AL	BOOL	4X0337.3						LP4STG1_ALRM_IN
1062	STAGE2 FAULT AL	BOOL	4X0337.4						LP4STG2_ALRM_IN
1063	STAGE3 FAULT AL	BOOL	4X0337.5						LP4STG3_ALRM_IN
1064	STAGE4 FAULT AL	BOOL	4X0337.6						LP4STG4_ALRM_IN
1065	STAGE5 FAULT AL	BOOL	4X0337.7						LP4STG5_ALRM_IN
1066	HI RECT AMPS AL	BOOL	4X0337.8						RECTIF4_HIAMPS_ALRM
1067	LO RECT AMP AL	BOOL	4X0337.9						RECTIF4_LOAMPS_ALRM
1068	HI RECT VOLT AL	BOOL	4X0337.10						RECTIF4_HIVOLT_ALRM
1069	LO RECT VOLT AL	BOOL	4X0337.11						RECTIF4_LOVOLT_ALRM
1070	RACK1 RUPTURE DISK AL	BOOL	4X0337.12						LP4RACK1_RUPDSK_ALRM
1071	RACK2 RUPTURE DISK AL	BOOL	4X0337.13						LP4RACK2_RUPDSK_ALRM
1072	TANK1 VALVE FAILURE	BOOL	4X0337.14						LP4MOV5_FAULT_ALRM
1073	TANK2 VALVE FAILURE	BOOL	4X0337.15						LP4MOV6_FAULT_ALRM
1074	TANK3 VALVE FAILURE	BOOL	4X0337.16						LP4MOV7_FAULT_ALRM
1075	VALVE OUT OFF POSITION	BOOL	4X0338.1						LP4MOV_POS_ALRM
1076	ANALOG IN 6_0	INT	4X0339						
1077	ANALOG IN 6_1	INT	4X0340						
1078	ANALOG IN 6_2	INT	4X0341						
1079	ANALOG IN 6_3	INT	4X0342						
1080	ANALOG IN 6_4	INT	4X0343						
1081	ANALOG IN 6_5	INT	4X0344						
1082	ANALOG IN 6_6	INT	4X0345						
1083	ANALOG IN 6_7	INT	4X0346						
1084	ANALOG IN 7_0	INT	4X0347						
1085	ANALOG IN 7_1	INT	4X0348						
1086	ANALOG IN 7_2	INT	4X0349						
1087	ANALOG IN 7_3	INT	4X0350						
1088	ANALOG IN 7_4	INT	4X0351						
1089	ANALOG IN 7_5	INT	4X0352						
1090	ANALOG IN 7_6	INT	4X0353						
1091	ANALOG IN 7_7	INT	4X0354						
1092	ANALOG OUT 8_0	INT	4X0355						
1093	ANALOG OUT 8_1	INT	4X0356						
1094	ANALOG OUT 8_2	INT	4X0357						
1095	ANALOG OUT 8_3	INT	4X0358						
1096	ANALOG OUT 8_4	INT	4X0359						
1097	ANALOG OUT 8_5	INT	4X0360						
1098	ANALOG OUT 8_6	INT	4X0361						
SEVERN TREND LOCAL CONTROL PANEL 5 (LCP5)									
	<b>RTU SD32 ONSITE- HYPO GENERATOR</b>	<b>SIGNAL</b>	<b>MODBUS</b>						
	<b>LCP5 TAGNAME</b>	<b>TYPE</b>	<b>ADDRSS</b>						<b>SIGNAL NAME</b>
1099	BRINE INLET PRES LO	BOOL	4X0401.1						BRINPMP5_LPRES_IN
1100	BRINE R1 FEED PRESS HI	BOOL	4X0401.2						BRINPMP5_HPRES1_IN

MIAMI-DADE WATER AND SEWER DEPARTMENT  
SOUTH DISTRICT WASTE WATER TREATMENT PLANT  
INPUT/OUTPUT LIST  
RTU SD32 ONSITE HYPOGENERATOR

ITEM	DESCRIPTION	SIG. TYPE	RACK	CARD	POINT	PT. CONN	ZERO	SPAN	SIGNAL NAME
1101	BRINE R2 FEED PRESS HI	BOOL	4X0401.3						BRINPMP5_HPRES2_IN
1102	BRINE PUMP RUN STATUS	BOOL	4X0401.4						BRINPMP5_STAT_IN
1103	BRINE PUMP FAULT STATUS	BOOL	4X0401.5						BRINPMP5_FAULT_IN
1104	BRINE PUMP AUTO STATUS	BOOL	4X0401.6						BRINPMP5_AUTO_IN
1105	RECTIFIER VOLTAGE TRIP	BOOL	4X0401.7						RECTIF5_HIVOLT_IN
1106	RECTIFIER CURRENT TRIP	BOOL	4X0401.8						RECTIF5_HIAMP_IN
1107	RECTIFIER TEMP TRIP	BOOL	4X0401.9						RECTIF5_HITEMP_IN
1108	RECTIFIER GENERAL FAULT	BOOL	4X0401.10						RECTIF5_FAULT_IN
1109	SPARE1	BOOL	4X0401.11						
1110	SPARE2	BOOL	4X0401.12						
1111	RACK1 LEVEL 2 SWITCH	BOOL	4X0401.13						LP5RACK1_LSW2_IN
1112	RACK1 LEVEL 1 SWITCH	BOOL	4X0401.14						LP5RACK1_LSW1_IN
1113	RACK1 TEMP 2 SWITCH	BOOL	4X0401.15						LP5RACK1_TSW2_IN
1114	RACK1 TEMP 1 SWITCH	BOOL	4X0401.16						LP5RACK1_TSW1_IN
1115	RACK1 INLET PRESS HIGH	BOOL	4X0402.1						LP5RACK1_HIPRES_IN
1116	RACK1 PRV FLOW	BOOL	4X0402.2						LP5RACK1_PRVFLW_IN
1117	RACK1 CELL 1 LOW FLOW	BOOL	4X0402.3						LP5RACK1_C1LFLW_IN
1118	RACK1 CELL 2 LOW FLOW	BOOL	4X0402.4						LP5RACK1_C2LFLW_IN
1119	RACK2 LEVEL 2 SWITCH	BOOL	4X0402.5						LP5RACK2_LSW2_IN
1120	RACK2 LEVEL 1 SWITCH	BOOL	4X0402.6						LP5RACK2_LSW1_IN
1121	RACK2 TEMP 2 SWITCH	BOOL	4X0402.7						LP5RACK2_TSW2_IN
1122	RACK2 TEMP 1 SWITCH	BOOL	4X0402.8						LP5RACK2_TSW1_IN
1123	RACK2 INLET PRESS HIGH	BOOL	4X0402.9						LP5RACK2_HIPRES_IN
1124	RACK2 PRV FLOW	BOOL	4X0402.10						LP5RACK2_PRVFLW_IN
1125	RACK2 CELL 1 LOW FLOW	BOOL	4X0402.11						LP5RACK2_C1LFLW_IN
1126	RACK2 CELL 2 LOW FLOW	BOOL	4X0402.12						LP5RACK2_C2LFLW_IN
1127	STANDPIPE LEVEL SW	BOOL	4X0402.13						STANDPI5_LSW_IN
1128	STANDPIPE FLOW SW	BOOL	4X0402.14						STANDPI5_FSW_IN
1129	STANDPIPE BLOWER1 FLOW SW	BOOL	4X0402.15						SP5BLWR1_FSW_IN
1130	STANDPIPE BLOWER1 RUN STATUS	BOOL	4X0402.16						SP5BLWR1_STAT_IN
1131	STANDPIPE BLOWER1 FAULT	BOOL	4X0403.1						SP5BLWR1_FAULT_IN
1132	SPARE3	BOOL	4X0403.2						
1133	STANDPIPE BLOWER1 REM	BOOL	4X0403.3						SP5BLWR1_REM_IN
1134	STANDPIPE BLOWER2 FLOW SW	BOOL	4X0403.4						SP5BLWR2_FSW_IN
1135	STANDPIPE BLOWER2 RUN STATUS	BOOL	4X0403.5						SP5BLWR2_STAT_IN
1136	STANDPIPE BLOWER2 FAULT	BOOL	4X0403.6						SP5BLWR2_FAULT_IN
1137	SPARE4	BOOL	4X0403.7						
1138	STANDPIPE BLOWER2 REM	BOOL	4X0403.8						SP5BLWR2_REM_IN
1139	MOV5 OPEN	BOOL	4X0403.9						LP5MOV5_OPEN_IN
1140	MOV6 OPEN	BOOL	4X0403.10						LP5MOV6_OPEN_IN
1141	MOV7 OPEN	BOOL	4X0403.11						LP5MOV7_OPEN_IN
1142	MOV5 CLOSED	BOOL	4X0403.12						LP5MOV5_CLOSED_IN
1143	MOV6 CLOSED	BOOL	4X0403.13						LP5MOV6_CLOSED_IN
1144	MOV7 CLOSED	BOOL	4X0403.14						LP5MOV7_CLOSED_IN
1145	PWR SUPPLY1 FAULT	BOOL	4X0403.15						LP5PS1_FAULT_IN
1146	PWR SUPPLY2 FAULT	BOOL	4X0403.16						LP5PS2_FAULT_IN
1147	GEN PANEL CLOSED	BOOL	4X0404.1						LP5GENP_CLOSED_IN
1148	PLC CAB TEMP HI	BOOL	4X0404.2						PLCCAB5_HITEMP_IN
1149	EMERGENCY STOP	BOOL	4X0404.3						ESTOP5_STAT_IN
1150	SPARE5	BOOL	4X0404.4						
1151	OSHG EXHAUST FAN RUN	BOOL	4X0404.5						EXHFAN5_STAT_IN
1152	OSHG EXHAUST FAN FAULT	BOOL	4X0404.6						EXHFAN5_FAULT_IN
1153	MCP START PERMISSIVE	BOOL	4X0404.7						LP5MCP_PERMIT_IN
1154	MCP MASTER SHUTDOWN	BOOL	4X0404.8						LP5MCP_SHTDWN_IN
1155	RACK1 RUPTURE DISK	BOOL	4X0404.9						LP5RACK1_RUPDSK_IN
1156	RACK2 RUPTURE DISK	BOOL	4X0404.10						LP5RACK2_RUPDSK_IN
1157	UPS LOW BATTERY	BOOL	4X0404.11						LP5UPS_LOWBAT_IN
1158	UPS POWER LOSS	BOOL	4X0404.12						LP5UPS_NOTPWR_IN
1159	UPS BYPASS MODE	BOOL	4X0404.13						LP5UPS_BYPASS_IN
1160	SPARE6	BOOL	4X0404.14						
1161	BRINE PUMP REM START	BOOL	4X0404.15						BRINPMP5_REMSTR_OUT
1162	BRINE PUMP REM STOP	BOOL	4X0404.16						BRINPMP5_REMSTP_OUT
1163	BRINE PUMP START CMD	BOOL	4X0405.1						BRINPMP5_START_OUT
1164	RACK1 WATER INLET SOLENOID	BOOL	4X0405.2						LP5RACK1_INSOL_OUT
1165	RACK2 WATER INLET SOLENOID	BOOL	4X0405.3						LP5RACK2_INSOL_OUT
1166	STANDPIPE BLOWER1 RUN CMD	BOOL	4X0405.4						SP5BLWR1_START_OUT
1167	STANDPIPE BLOWER2 RUN CMD	BOOL	4X0405.5						SP5BLWR2_START_OUT
1168	TANK VALVE 5 OPEN CMD	BOOL	4X0405.6						LP5MOV5_OPEN_OUT
1169	TANK VALVE 6 OPEN CMD	BOOL	4X0405.7						LP5MOV6_OPEN_OUT
1170	TANK VALVE 7 OPEN CMD	BOOL	4X0405.8						LP5MOV7_OPEN_OUT
1171	EXHAUST FAN RUN CMD	BOOL	4X0405.9						EXHFAN5_START_OUT
1172	PANEL LOCAL SHUTDOWN	BOOL	4X0405.10						LP5_SHTDWN_OUT
1173	RECTIFIER START CMD	BOOL	4X0405.11						RECTIF5_START_OUT
1174	SIREN	BOOL	4X0405.12						LP5SIREN_START_OUT
1175	STROBE LIGHT	BOOL	4X0405.13						LP5STRB_START_OUT
1176	OUT SPARE1	BOOL	4X0405.14						

MIAMI-DADE WATER AND SEWER DEPARTMENT  
SOUTH DISTRICT WASTE WATER TREATMENT PLANT  
INPUT/OUTPUT LIST  
RTU SD32 ONSITE HYPOGENERATOR

ITEM	DESCRIPTION	SIG. TYPE	RACK	CARD	POINT	PT. CONN	ZERO	SPAN	SIGNAL NAME
1177	OUT SPARE2	BOOL	4X0405.15						
1178	OUT SPARE3	BOOL	4X0405.16						
1179	REO TANK BLOWER	BOOL	4X0406.1						REOBLWR5_START_OUT
1180	RUNTIME HOURS	REAL	4X0408						LP5_ACRRT_HOUR
1181	BRINE INLET FLOW	REAL	4X0410						BRINE5_FLOW_IN
1182	RECT AC VOLTS	REAL	4X0412						RECTIF5_ACVOLT_IN
1183	RECT AC AMPS	REAL	4X0414						RECTIF5_ACAMP_IN
1184	RECT AC KWH	REAL	4X0416						RECTIF5_ACKWH_IN
1185	RECT DC VOLTS	REAL	4X0418						RECTIF5_DCVOLT_IN
1186	RECT DC AMPS	REAL	4X0420						RECTIF5_DCAMP_IN
1187	RACK1 OUTLET TEMP	REAL	4X0422						LCP5RACK1_OUTEMP_IN
1188	RACK2 OUTLET TEMP	REAL	4X0424						LCP5RACK2_OUTEMP_IN
1189	INLET WATER PRESS	REAL	4X0426						INLETWT5_PRESS_IN
1190	INLET WATER TEMP	REAL	4X0428						INLETWT5_TEMP_IN
1191	INLET WATER FLOW	REAL	4X0430						INLETWT5_FLOW_IN
1192	STANDPIPE HYPO LEVEL	REAL	4X0432						STANDPI5_LEVEL_IN
1193	GENERATOR STATUS	INT	4X0434						GEN5_STAT_IN
1194	BRINE INLET PRESS AL	BOOL	4X0435.1						BRINPMP5_LPRES_ALARM
1195	RACK1 BRINE FEED PRESS HI AL	BOOL	4X0435.2						BRINPMP5_HPRES1_ALARM
1196	RACK2 BRINE FEED PRESS HI AL	BOOL	4X0435.3						BRINPMP5_HPRES2_ALARM
1197	RECT VOLTAGE TRIP AL	BOOL	4X0435.4						RECTIF5_HIVOLT_ALARM
1198	RECT AMPS TRIP AL	BOOL	4X0435.5						RECTIF5_HIAMP_ALARM
1199	RECT TEMP TRIP AL	BOOL	4X0435.6						RECTIF5_HITEMP_ALARM
1200	RACK1 LEVEL1 AL	BOOL	4X0435.7						LP5RACK1_LSW1_ALARM
1201	RACK1 LEVEL2 AL	BOOL	4X0435.8						LP5RACK1_LSW2_ALARM
1202	RACK1 TEMP1 AL	BOOL	4X0435.9						LP5RACK1_TSW1_ALARM
1203	RACK1 TEMP2 AL	BOOL	4X0435.10						LP5RACK1_TSW2_ALARM
1204	RACK1 INLET PRESS HI AL	BOOL	4X0435.11						LP5RACK1_HIPRES_ALARM
1205	RACK1 PRV FLOW AL	BOOL	4X0435.12						LP5RACK1_PRVFLW_ALARM
1206	RACK1 FLOW1 AL	BOOL	4X0435.13						LP5RACK1_C1LFLW_ALARM
1207	RACK1 FLOW2 AL	BOOL	4X0435.14						LP5RACK1_C2LFLW_ALARM
1208	RACK2 LEVEL1 AL	BOOL	4X0435.15						LP5RACK2_LSW1_ALARM
1209	RACK2 LEVEL2 AL	BOOL	4X0435.16						LP5RACK2_LSW2_ALARM
1210	RACK2 TEMP1 AL	BOOL	4X0436.1						LP5RACK2_TSW1_ALARM
1211	RACK2 TEMP2 AL	BOOL	4X0436.2						LP5RACK2_TSW2_ALARM
1212	RACK2 INLET PRESS HI AL	BOOL	4X0436.3						LP5RACK2_HIPRES_ALARM
1213	RACK2 PRV FLOW AL	BOOL	4X0436.4						LP5RACK2_PRVFLW_ALARM
1214	RACK2 FLOW1 LOW AL	BOOL	4X0436.5						LP5RACK2_C1LFLW_ALARM
1215	RACK2 FLOW2 LOW AL	BOOL	4X0436.6						LP5RACK2_C2LFLW_ALARM
1216	STANDPIPE FLOW AL	BOOL	4X0436.7						STANDPI5_LSW_ALARM
1217	STANDPIPE BLOWER1 FLOW AL	BOOL	4X0436.8						SP5BLWR1_FSW_ALARM
1218	STANDPIPE BLOWER2 FLOW AL	BOOL	4X0436.9						SP5BLWR2_FSW_ALARM
1219	STANDPIPE BLOWER IN REM	BOOL	4X0436.10						SP5BLWR_REM_ALARM
1220	STANDPIPE BLOWER1 FAULT AL	BOOL	4X0436.11						SP5BLWR1_FAULT_ALARM
1221	STANDPIPE BLOWER2 FAULT AL	BOOL	4X0436.12						SP5BLWR2_FAULT_ALARM
1222	POWER SUPPLY1 FAULT AL	BOOL	4X0436.13						LP5PS1_FAULT_ALARM
1223	POWER SUPPLY2 FAULT AL	BOOL	4X0436.14						LP5PS2_FAULT_ALARM
1224	GENERATOR SHIELDS NOT INSTALLED	BOOL	4X0436.15						GEN5_SHLDOF_ALARM
1225	PLC CAB TEMP HI AL	BOOL	4X0436.16						PLCCAB5_HITEMP_ALARM
1226	EMERGENCY STOP AL	BOOL	4X0437.1						ESTOP5_STAT_ALARM
1227	EXHAUST FAN FAULT AL	BOOL	4X0437.2						EXHFAN5_FAULT_ALARM
1228	STAGE1 FAULT AL	BOOL	4X0437.3						LP5STG1_ALARM_IN
1229	STAGE2 FAULT AL	BOOL	4X0437.4						LP5STG2_ALARM_IN
1230	STAGE3 FAULT AL	BOOL	4X0437.5						LP5STG3_ALARM_IN
1231	STAGE4 FAULT AL	BOOL	4X0437.6						LP5STG4_ALARM_IN
1232	STAGE5 FAULT AL	BOOL	4X0437.7						LP5STG5_ALARM_IN
1233	HI RECT AMPS AL	BOOL	4X0437.8						RECTIF5_HIAMPS_ALARM
1234	LO RECT AMP AL	BOOL	4X0437.9						RECTIF5_LOAMPS_ALARM
1235	HI RECT VOLT AL	BOOL	4X0437.10						RECTIF5_HIVOLT_ALARM
1236	LO RECT VOLT AL	BOOL	4X0437.11						RECTIF5_LOVOLT_ALARM
1237	RACK1 RUPTURE DISK AL	BOOL	4X0437.12						LP5RACK1_RUPDSK_ALARM
1238	RACK2 RUPTURE DISK AL	BOOL	4X0437.13						LP5RACK2_RUPDSK_ALARM
1239	TANK1 VALVE FAILURE	BOOL	4X0437.14						LP5MOV5_FAULT_ALARM
1240	TANK2 VALVE FAILURE	BOOL	4X0437.15						LP5MOV6_FAULT_ALARM
1241	TANK3 VALVE FAILURE	BOOL	4X0437.16						LP5MOV7_FAULT_ALARM
1242	VALVE OUT OFF POSITION	BOOL	4X0438.1						LP5MOV_POS_ALARM
1243	ANALOG IN 6_0	INT	4X0439						
1244	ANALOG IN 6_1	INT	4X0440						
1245	ANALOG IN 6_2	INT	4X0441						
1246	ANALOG IN 6_3	INT	4X0442						
1247	ANALOG IN 6_4	INT	4X0443						
1248	ANALOG IN 6_5	INT	4X0444						
1249	ANALOG IN 6_6	INT	4X0445						
1250	ANALOG IN 6_7	INT	4X0446						
1251	ANALOG IN 7_0	INT	4X0447						
1252	ANALOG IN 7_1	INT	4X0448						

MIAMI-DADE WATER AND SEWER DEPARTMENT  
SOUTH DISTRICT WASTE WATER TREATMENT PLANT  
INPUT/OUTPUT LIST  
RTU SD32 ONSITE HYPOGENERATOR

ITEM	DESCRIPTION	SIG. TYPE	RACK	CARD	POINT	PT. CONN	ZERO	SPAN	SIGNAL NAME
1253	ANALOG IN 7_2	INT	4X0449						
1254	ANALOG IN 7_3	INT	4X0450						
1255	ANALOG IN 7_4	INT	4X0451						
1256	ANALOG IN 7_5	INT	4X0452						
1257	ANALOG IN 7_6	INT	4X0453						
1258	ANALOG IN 7_7	INT	4X0454						
1259	ANALOG OUT 8_0	INT	4X0455						
1260	ANALOG OUT 8_1	INT	4X0456						
1261	ANALOG OUT 8_2	INT	4X0457						
1262	ANALOG OUT 8_3	INT	4X0458						
1263	ANALOG OUT 8_4	INT	4X0459						
1264	ANALOG OUT 8_5	INT	4X0460						
1265	ANALOG OUT 8_6	INT	4X0461						
<b>SEVERN TREND LOCAL CONTROL PANEL 6 (LCP6)</b>									
<b>RTU SD32 ONSITE- HYPO GENERATOR</b>		<b>SIGNAL</b>	<b>MODBUS</b>						
	<b>LCP6 TAGNAME</b>	<b>TYPE</b>	<b>ADDRESS</b>						<b>SIGNAL NAME</b>
1266	BRINE INLET PRES LO	BOOL	4X0501.1						BRINPMP6_LPRES_IN
1267	BRINE R1 FEED PRESS HI	BOOL	4X0501.2						BRINPMP6_HPRES1_IN
1268	BRINE R2 FEED PRESS HI	BOOL	4X0501.3						BRINPMP6_HPRES2_IN
1269	BRINE PUMP RUN STATUS	BOOL	4X0501.4						BRINPMP6_STAT_IN
1270	BRINE PUMP FAULT STATUS	BOOL	4X0501.5						BRINPMP6_FAULT_IN
1271	BRINE PUMP AUTO STATUS	BOOL	4X0501.6						BRINPMP6_AUTO_IN
1272	RECTIFIER VOLTAGE TRIP	BOOL	4X0501.7						RECTIF6_HIVOLT_IN
1273	RECTIFIER CURRENT TRIP	BOOL	4X0501.8						RECTIF6_HIAMP_IN
1274	RECTIFIER TEMP TRIP	BOOL	4X0501.9						RECTIF6_HITEMP_IN
1275	RECTIFIER GENERAL FAULT	BOOL	4X0501.10						RECTIF6_FAULT_IN
1276	SPARE1	BOOL	4X0501.11						
1277	SPARE2	BOOL	4X0501.12						
1278	RACK1 LEVEL 2 SWITCH	BOOL	4X0501.13						LP6RACK1_LSW2_IN
1279	RACK1 LEVEL 1 SWITCH	BOOL	4X0501.14						LP6RACK1_LSW1_IN
1280	RACK1 TEMP 2 SWITCH	BOOL	4X0501.15						LP6RACK1_TSW2_IN
1281	RACK1 TEMP 1 SWITCH	BOOL	4X0501.16						LP6RACK1_TSW1_IN
1282	RACK1 INLET PRESS HIGH	BOOL	4X0502.1						LP6RACK1_HIPRES_IN
1283	RACK1 PRV FLOW	BOOL	4X0502.2						LP6RACK1_PRVFLW_IN
1284	RACK1 CELL 1 LOW FLOW	BOOL	4X0502.3						LP6RACK1_C1FLW_IN
1285	RACK1 CELL 2 LOW FLOW	BOOL	4X0502.4						LP6RACK1_C2FLW_IN
1286	RACK2 LEVEL 2 SWITCH	BOOL	4X0502.5						LP6RACK2_LSW2_IN
1287	RACK2 LEVEL 1 SWITCH	BOOL	4X0502.6						LP6RACK2_LSW1_IN
1288	RACK2 TEMP 2 SWITCH	BOOL	4X0502.7						LP6RACK2_TSW2_IN
1289	RACK2 TEMP 1 SWITCH	BOOL	4X0502.8						LP6RACK2_TSW1_IN
1290	RACK2 INLET PRESS HIGH	BOOL	4X0502.9						LP6RACK2_HIPRES_IN
1291	RACK2 PRV FLOW	BOOL	4X0502.10						LP6RACK2_PRVFLW_IN
1292	RACK2 CELL 1 LOW FLOW	BOOL	4X0502.11						LP6RACK2_C1FLW_IN
1293	RACK2 CELL 2 LOW FLOW	BOOL	4X0502.12						LP6RACK2_C2FLW_IN
1294	STANDPIPE LEVEL SW	BOOL	4X0502.13						STANDPI6_LSW_IN
1295	STANDPIPE FLOW SW	BOOL	4X0502.14						STANDPI6_FSW_IN
1296	STANDPIPE BLOWER1 FLOW SW	BOOL	4X0502.15						SP6BLWR1_FSW_IN
1297	STANDPIPE BLOWER1 RUN STATUS	BOOL	4X0502.16						SP6BLWR1_STAT_IN
1298	STANDPIPE BLOWER1 FAULT	BOOL	4X0503.1						SP6BLWR1_FAULT_IN
1299	SPARE3	BOOL	4X0503.2						
1300	STANDPIPE BLOWER1 REM	BOOL	4X0503.3						SP6BLWR1_REM_IN
1301	STANDPIPE BLOWER2 FLOW SW	BOOL	4X0503.4						SP6BLWR2_FSW_IN
1302	STANDPIPE BLOWER2 RUN STATUS	BOOL	4X0503.5						SP6BLWR2_STAT_IN
1303	STANDPIPE BLOWER2 FAULT	BOOL	4X0503.6						SP6BLWR2_FAULT_IN
1304	SPARE4	BOOL	4X0503.7						
1305	STANDPIPE BLOWER2 REM	BOOL	4X0503.8						SP6BLWR2_REM_IN
1306	MOV5 OPEN	BOOL	4X0503.9						LP6MOV5_OPEN_IN
1307	MOV6 OPEN	BOOL	4X0503.10						LP6MOV6_OPEN_IN
1308	MOV7 OPEN	BOOL	4X0503.11						LP6MOV7_OPEN_IN
1309	MOV5 CLOSED	BOOL	4X0503.12						LP6MOV5_CLOSED_IN
1310	MOV6 CLOSED	BOOL	4X0503.13						LP6MOV6_CLOSED_IN
1311	MOV7 CLOSED	BOOL	4X0503.14						LP6MOV7_CLOSED_IN
1312	PWR SUPPLY1 FAULT	BOOL	4X0503.15						LP6PS1_FAULT_IN
1313	PWR SUPPLY2 FAULT	BOOL	4X0503.16						LP6PS2_FAULT_IN
1314	GEN PANEL CLOSED	BOOL	4X0504.1						LP6GENP_CLOSED_IN
1315	PLC CAB TEMP HI	BOOL	4X0504.2						PLCCAB6_HITEMP_IN
1316	EMERGENCY STOP	BOOL	4X0504.3						ESTOP6_STAT_IN
1317	SPARE5	BOOL	4X0504.4						
1318	OSHG EXHAUST FAN RUN	BOOL	4X0504.5						EXHFAN6_STAT_IN
1319	OSHG EXHAUST FAN FAULT	BOOL	4X0504.6						EXHFAN6_FAULT_IN
1320	MCP START PERMISSIVE	BOOL	4X0504.7						LP6MCP_PERMIT_IN
1321	MCP MASTER SHUTDOWN	BOOL	4X0504.8						LP6MCP_SHTDWN_IN
1322	RACK1 RUPTURE DISK	BOOL	4X0504.9						LP6RACK1_RUPDSK_IN
1323	RACK2 RUPTURE DISK	BOOL	4X0504.10						LP6RACK2_RUPDSK_IN
1324	UPS LOW BATTERY	BOOL	4X0504.11						LP6UPS_LOWBAT_IN
1325	UPS POWER LOSS	BOOL	4X0504.12						LP6UPS_NOTPWR_IN

MIAMI-DADE WATER AND SEWER DEPARTMENT  
SOUTH DISTRICT WASTE WATER TREATMENT PLANT  
INPUT/OUTPUT LIST  
RTU SD32 ONSITE HYPOGENERATOR

ITEM	DESCRIPTION	SIG. TYPE	RACK	CARD	POINT	PT. CONN	ZERO	SPAN	SIGNAL NAME
1326	UPS BYPASS MODE	BOOL	4X0504.13						LP6UPS_BYPASS_IN
1327	SPARE6	BOOL	4X0504.14						
1328	BRINE PUMP REM START	BOOL	4X0504.15						BRINPMP6_REMSTR_OUT
1329	BRINE PUMP REM STOP	BOOL	4X0504.16						BRINPMP6_REMSTP_OUT
1330	BRINE PUMP START CMD	BOOL	4X0505.1						BRINPMP6_START_OUT
1331	RACK1 WATER INLET SOLENOID	BOOL	4X0505.2						LP6RACK1_INSOL_OUT
1332	RACK2 WATER INLET SOLENOID	BOOL	4X0505.3						LP6RACK2_INSOL_OUT
1333	STANDPIPE BLOWER1 RUN CMD	BOOL	4X0505.4						SP6BLWR1_START_OUT
1334	STANDPIPE BLOWER2 RUN CMD	BOOL	4X0505.5						SP6BLWR2_START_OUT
1335	TANK VALVE 5 OPEN CMD	BOOL	4X0505.6						LP6MOV5_OPEN_OUT
1336	TANK VALVE 6 OPEN CMD	BOOL	4X0505.7						LP6MOV6_OPEN_OUT
1337	TANK VALVE 7 OPEN CMD	BOOL	4X0505.8						LP6MOV7_OPEN_OUT
1338	EXHAUST FAN RUN CMD	BOOL	4X0505.9						EXHFAN6_START_OUT
1339	PANEL LOCAL SHUTDOWN	BOOL	4X0505.10						LCP6_SHTDWN_OUT
1340	RECTIFIER START CMD	BOOL	4X0505.11						RECTIF6_START_OUT
1341	SIREN	BOOL	4X0505.12						LP6SIREN_START_OUT
1342	STROBE LIGHT	BOOL	4X0505.13						LP6STRB_START_OUT
1343	OUT SPARE1	BOOL	4X0505.14						
1344	OUT SPARE2	BOOL	4X0505.15						
1345	OUT SPARE3	BOOL	4X0505.16						
1346	REO TANK BLOWER	BOOL	4X0506.1						REOBLWR6_START_OUT
1347	RUNTIME HOURS	REAL	4X0508						LP6_ACRRT_HOUR
1348	BRINE INLET FLOW	REAL	4X0510						BRINE6_FLOW_IN
1349	RECT AC VOLTS	REAL	4X0512						RECTIF6_ACVOLT_IN
1350	RECT AC AMPS	REAL	4X0514						RECTIF6_ACAMP_IN
1351	RECT AC KWH	REAL	4X0516						RECTIF6_ACKWH_IN
1352	RECT DC VOLTS	REAL	4X0518						RECTIF6_DCVOLT_IN
1353	RECT DC AMPS	REAL	4X0520						RECTIF6_DCAMP_IN
1354	RACK1 OUTLET TEMP	REAL	4X0522						LCP6RACK1_OUTEMP_IN
1355	RACK2 OUTLET TEMP	REAL	4X0524						LCP6RACK2_OUTEMP_IN
1356	INLET WATER PRESS	REAL	4X0526						INLETWT6_PRESS_IN
1357	INLET WATER TEMP	REAL	4X0528						INLETWT6_TEMP_IN
1358	INLET WATER FLOW	REAL	4X0530						INLETWT6_FLOW_IN
1359	STANDPIPE HYPO LEVEL	REAL	4X0532						STANDPI6_LEVEL_IN
1360	GENERATOR STATUS	INT	4X0534						GEN6_STAT_IN
1361	BRINE INLET PRESS AL	BOOL	4X0535.1						BRINPMP6_LPRES_ALRM
1362	RACK1 BRINE FEED PRESS HI AL	BOOL	4X0535.2						BRINPMP6_HPRES1_ALRM
1363	RACK2 BRINE FEED PRESS HI AL	BOOL	4X0535.3						BRINPMP6_HPRES2_ALRM
1364	RECT VOLTAGE TRIP AL	BOOL	4X0535.4						RECTIF6_HIVOLT_ALRM
1365	RECT AMPS TRIP AL	BOOL	4X0535.5						RECTIF6_HIAMP_ALRM
1366	RECT TEMP TRIP AL	BOOL	4X0535.6						RECTIF6_HITEMP_ALRM
1367	RACK1 LEVEL1 AL	BOOL	4X0535.7						LP6RACK1_LSW1_ALRM
1368	RACK1 LEVEL2 AL	BOOL	4X0535.8						LP6RACK1_LSW2_ALRM
1369	RACK1 TEMP1 AL	BOOL	4X0535.9						LP6RACK1_TSW1_ALRM
1370	RACK1 TEMP2 AL	BOOL	4X0535.10						LP6RACK1_TSW2_ALRM
1371	RACK1 INLET PRESS HI AL	BOOL	4X0535.11						LP6RACK1_HIPRES_ALRM
1372	RACK1 PRV FLOW AL	BOOL	4X0535.12						LP6RACK1_PRVFLW_ALRM
1373	RACK1 FLOW1 AL	BOOL	4X0535.13						LP6RACK1_C1FLW_ALRM
1374	RACK1 FLOW2 AL	BOOL	4X0535.14						LP6RACK1_C2FLW_ALRM
1375	RACK2 LEVEL1 AL	BOOL	4X0535.15						LP6RACK2_LSW1_ALRM
1376	RACK2 LEVEL2 AL	BOOL	4X0535.16						LP6RACK2_LSW2_ALRM
1377	RACK2 TEMP1 AL	BOOL	4X0536.1						LP6RACK2_TSW1_ALRM
1378	RACK2 TEMP2 AL	BOOL	4X0536.2						LP6RACK2_TSW2_ALRM
1379	RACK2 INLET PRESS HI AL	BOOL	4X0536.3						LP6RACK2_HIPRES_ALRM
1380	RACK2 PRV FLOW AL	BOOL	4X0536.4						LP6RACK2_PRVFLW_ALRM
1381	RACK2 FLOW1 LOW AL	BOOL	4X0536.5						LP6RACK2_C1FLW_ALRM
1382	RACK2 FLOW2 LOW AL	BOOL	4X0536.6						LP6RACK2_C2FLW_ALRM
1383	STANDPIPE FLOW AL	BOOL	4X0536.7						STANDPI6_LSW_ALRM
1384	STANDPIPE BLOWER1 FLOW AL	BOOL	4X0536.8						SP6BLWR1_FSW_ALRM
1385	STANDPIPE BLOWER2 FLOW AL	BOOL	4X0536.9						SP6BLWR2_FSW_ALRM
1386	STANDPIPE BLOWER IN REM	BOOL	4X0536.10						SP6BLWR_REM_ALRM
1387	STANDPIPE BLOWER1 FAULT AL	BOOL	4X0536.11						SP6BLWR1_FAULT_ALRM
1388	STANDPIPE BLOWER2 FAULT AL	BOOL	4X0536.12						SP6BLWR2_FAULT_ALRM
1389	POWER SUPPLY1 FAULT AL	BOOL	4X0536.13						LP6PS1_FAULT_ALRM
1390	POWER SUPPLY2 FAULT AL	BOOL	4X0536.14						LP6PS2_FAULT_ALRM
1391	GENERATOR SHIELDS NOT INSTALLED	BOOL	4X0536.15						GEN6_SHLDOF_ALRM
1392	PLC CAB TEMP HI AL	BOOL	4X0536.16						PLCCAB6_HITEMP_ALRM
1393	EMERGENCY STOP AL	BOOL	4X0537.1						ESTOP6_STAT_ALRM
1394	EXHAUST FAN FAULT AL	BOOL	4X0537.2						EXHFAN6_FAULT_ALRM
1395	STAGE1 FAULT AL	BOOL	4X0537.3						LP6STG1_ALRM_IN
1396	STAGE2 FAULT AL	BOOL	4X0537.4						LP6STG2_ALRM_IN
1397	STAGE3 FAULT AL	BOOL	4X0537.5						LP6STG3_ALRM_IN
1398	STAGE4 FAULT AL	BOOL	4X0537.6						LP6STG4_ALRM_IN
1399	STAGE5 FAULT AL	BOOL	4X0537.7						LP6STG5_ALRM_IN
1400	HI RECT AMPS AL	BOOL	4X0537.8						RECTIF6_HIAMPS_ALRM
1401	LO RECT AMP AL	BOOL	4X0537.9						RECTIF6_LOAMPS_ALRM

MIAMI-DADE WATER AND SEWER DEPARTMENT  
SOUTH DISTRICT WASTE WATER TREATMENT PLANT  
INPUT/OUTPUT LIST  
RTU SD32 ONSITE HYPOGENERATOR

ITEM	DESCRIPTION	SIG. TYPE	RACK	CARD	POINT	PT. CONN	ZERO	SPAN	SIGNAL NAME
1402	HI RECT VOLT AL	BOOL	4X0537.10						RECTIF6_HIVOLT_ALRM
1403	LO RECT VOLT AL	BOOL	4X0537.11						RECTIF6_LOVOLT_ALRM
1404	RACK1 RUPTURE DISK AL	BOOL	4X0537.12						LP6RACK1_RUPDSK_ALRM
1405	RACK2 RUPTURE DISK AL	BOOL	4X0537.13						LP6RACK2_RUPDSK_ALRM
1406	TANK1 VALVE FAILURE	BOOL	4X0537.14						LP6MOV5_FAULT_ALRM
1407	TANK2 VALVE FAILURE	BOOL	4X0537.15						LP6MOV6_FAULT_ALRM
1408	TANK3 VALVE FAILURE	BOOL	4X0537.16						LP6MOV7_FAULT_ALRM
1409	VALVE OUT OFF POSITION	BOOL	4X0538.1						LP6MOV_POS_ALRM
1410	ANALOG IN 6_0	INT	4X0539						
1411	ANALOG IN 6_1	INT	4X0540						
1412	ANALOG IN 6_2	INT	4X0541						
1413	ANALOG IN 6_3	INT	4X0542						
1414	ANALOG IN 6_4	INT	4X0543						
1415	ANALOG IN 6_5	INT	4X0544						
1416	ANALOG IN 6_6	INT	4X0545						
1417	ANALOG IN 6_7	INT	4X0546						
1418	ANALOG IN 7_0	INT	4X0547						
1419	ANALOG IN 7_1	INT	4X0548						
1420	ANALOG IN 7_2	INT	4X0549						
1421	ANALOG IN 7_3	INT	4X0550						
1422	ANALOG IN 7_4	INT	4X0551						
1423	ANALOG IN 7_5	INT	4X0552						
1424	ANALOG IN 7_6	INT	4X0553						
1425	ANALOG IN 7_7	INT	4X0554						
1426	ANALOG OUT 8_0	INT	4X0555						
1427	ANALOG OUT 8_1	INT	4X0556						
1428	ANALOG OUT 8_2	INT	4X0557						
1429	ANALOG OUT 8_3	INT	4X0558						
1430	ANALOG OUT 8_4	INT	4X0559						
1431	ANALOG OUT 8_5	INT	4X0560						
1432	ANALOG OUT 8_6	INT	4X0561						

**SEVERN TREND LOCAL CONTROL PANEL 7 (LCP7)**

RTU SD32 ONSITE- HYPO GENERATOR		SIGNAL	MODBUS						
	LCP7 TAGNAME	TYPE	ADDRESS						SIGNAL NAME
1433	BRINE INLET PRES LO	BOOL	4X0601.1						BRINPMP7_LPRES_IN
1434	BRINE R1 FEED PRESS HI	BOOL	4X0601.2						BRINPMP7_HPRES1_IN
1435	BRINE R2 FEED PRESS HI	BOOL	4X0601.3						BRINPMP7_HPRES2_IN
1436	BRINE PUMP RUN STATUS	BOOL	4X0601.4						BRINPMP7_STAT_IN
1437	BRINE PUMP FAULT STATUS	BOOL	4X0601.5						BRINPMP7_FAULT_IN
1438	BRINE PUMP AUTO STATUS	BOOL	4X0601.6						BRINPMP7_AUTO_IN
1439	RECTIFIER VOLTAGE TRIP	BOOL	4X0601.7						RECTIF7_HIVOLT_IN
1440	RECTIFIER CURRENT TRIP	BOOL	4X0601.8						RECTIF7_HIAMP_IN
1441	RECTIFIER TEMP TRIP	BOOL	4X0601.9						RECTIF7_HITEMP_IN
1442	RECTIFIER GENERAL FAULT	BOOL	4X0601.10						RECTIF7_FAULT_IN
1443	SPARE1	BOOL	4X0601.11						
1444	SPARE2	BOOL	4X0601.12						
1445	RACK1 LEVEL 2 SWITCH	BOOL	4X0601.13						LP7RACK1_LSW2_IN
1446	RACK1 LEVEL 1 SWITCH	BOOL	4X0601.14						LP7RACK1_LSW1_IN
1447	RACK1 TEMP 2 SWITCH	BOOL	4X0601.15						LP7RACK1_TSW2_IN
1448	RACK1 TEMP 1 SWITCH	BOOL	4X0601.16						LP7RACK1_TSW1_IN
1449	RACK1 INLET PRESS HIGH	BOOL	4X0602.1						LP7RACK1_HIPRES_IN
1450	RACK1 PRV FLOW	BOOL	4X0602.2						LP7RACK1_PRVFLW_IN
1451	RACK1 CELL 1 LOW FLOW	BOOL	4X0602.3						LP7RACK1_C1LFLW_IN
1452	RACK1 CELL 2 LOW FLOW	BOOL	4X0602.4						LP7RACK1_C2LFLW_IN
1453	RACK2 LEVEL 2 SWITCH	BOOL	4X0602.5						LP7RACK2_LSW2_IN
1454	RACK2 LEVEL 1 SWITCH	BOOL	4X0602.6						LP7RACK2_LSW1_IN
1455	RACK2 TEMP 2 SWITCH	BOOL	4X0602.7						LP7RACK2_TSW2_IN
1456	RACK2 TEMP 1 SWITCH	BOOL	4X0602.8						LP7RACK2_TSW1_IN
1457	RACK2 INLET PRESS HIGH	BOOL	4X0602.9						LP7RACK2_HIPRES_IN
1458	RACK2 PRV FLOW	BOOL	4X0602.10						LP7RACK2_PRVFLW_IN
1459	RACK2 CELL 1 LOW FLOW	BOOL	4X0602.11						LP7RACK2_C1LFLW_IN
1460	RACK2 CELL 2 LOW FLOW	BOOL	4X0602.12						LP7RACK2_C2LFLW_IN
1461	STANDPIPE LEVEL SW	BOOL	4X0602.13						STANDPI7_LSW_IN
1462	STANDPIPE FLOW SW	BOOL	4X0602.14						STANDPI7_FSW_IN
1463	STANDPIPE BLOWER1 FLOW SW	BOOL	4X0602.15						SP7BLWR1_FSW_IN
1464	STANDPIPE BLOWER1 RUN STATUS	BOOL	4X0602.16						SP7BLWR1_STAT_IN
1465	STANDPIPE BLOWER1 FAULT	BOOL	4X0603.1						SP7BLWR1_FAULT_IN
1466	SPARE3	BOOL	4X0603.2						
1467	STANDPIPE BLOWER1 REM	BOOL	4X0603.3						SP7BLWR1_REM_IN
1468	STANDPIPE BLOWER2 FLOW SW	BOOL	4X0603.4						SP7BLWR2_FSW_IN
1469	STANDPIPE BLOWER2 RUN STATUS	BOOL	4X0603.5						SP7BLWR2_STAT_IN
1470	STANDPIPE BLOWER2 FAULT	BOOL	4X0603.6						SP7BLWR2_FAULT_IN
1471	SPARE4	BOOL	4X0603.7						
1472	STANDPIPE BLOWER2 REM	BOOL	4X0603.8						SP7BLWR2_REM_IN
1473	MOV5 OPEN	BOOL	4X0603.9						LP7MOV5_OPEN_IN
1474	MOV6 OPEN	BOOL	4X0603.10						LP7MOV6_OPEN_IN

MIAMI-DADE WATER AND SEWER DEPARTMENT  
SOUTH DISTRICT WASTE WATER TREATMENT PLANT  
INPUT/OUTPUT LIST  
RTU SD32 ONSITE HYPOGENERATOR

ITEM	DESCRIPTION	SIG. TYPE	RACK	CARD	POINT	PT. CONN	ZERO	SPAN	SIGNAL NAME
1475	MOV7 OPEN	BOOL	4X0603.11						LP7MOV7_OPEN_IN
1476	MOV5 CLOSED	BOOL	4X0603.12						LP7MOV5_CLOSED_IN
1477	MOV6 CLOSED	BOOL	4X0603.13						LP7MOV6_CLOSED_IN
1478	MOV7 CLOSED	BOOL	4X0603.14						LP7MOV7_CLOSED_IN
1479	PWR SUPPLY1 FAULT	BOOL	4X0603.15						LP7PS1_FAULT_IN
1480	PWR SUPPLY2 FAULT	BOOL	4X0603.16						LP7PS2_FAULT_IN
1481	GEN PANEL CLOSED	BOOL	4X0604.1						LP7GENP_CLOSED_IN
1482	PLC CAB TEMP HI	BOOL	4X0604.2						PLCCAB7_HITEMP_IN
1483	EMERGENCY STOP	BOOL	4X0604.3						ESTOP7_STAT_IN
1484	SPARE5	BOOL	4X0604.4						
1485	OSHG EXHAUST FAN RUN	BOOL	4X0604.5						EXHFAN7_STAT_IN
1486	OSHG EXHAUST FAN FAULT	BOOL	4X0604.6						EXHFAN7_FAULT_IN
1487	MCP START PERMISSIVE	BOOL	4X0604.7						LP7MCP_PERMIT_IN
1488	MCP MASTER SHUTDOWN	BOOL	4X0604.8						LP7MCP_SHTDWN_IN
1489	RACK1 RUPTURE DISK	BOOL	4X0604.9						LP7RACK1_RUPDSK_IN
1490	RACK2 RUPTURE DISK	BOOL	4X0604.10						LP7RACK2_RUPDSK_IN
1491	UPS LOW BATTERY	BOOL	4X0604.11						LP7UPS_LOWBAT_IN
1492	UPS POWER LOSS	BOOL	4X0604.12						LP7UPS_NOTPWR_IN
1493	UPS BYPASS MODE	BOOL	4X0604.13						LP7UPS_BYPASS_IN
1494	SPARE6	BOOL	4X0604.14						
1495	BRINE PUMP REM START	BOOL	4X0604.15						BRINPMP7_REMSTR_OUT
1496	BRINE PUMP REM STOP	BOOL	4X0604.16						BRINPMP7_REMSTP_OUT
1497	BRINE PUMP START CMD	BOOL	4X0605.1						BRINPMP7_START_OUT
1498	RACK1 WATER INLET SOLENOID	BOOL	4X0605.2						LP7RACK1_INSOL_OUT
1499	RACK2 WATER INLET SOLENOID	BOOL	4X0605.3						LP7RACK2_INSOL_OUT
1500	STANDPIPE BLOWER1 RUN CMD	BOOL	4X0605.4						SP7BLWR1_START_OUT
1501	STANDPIPE BLOWER2 RUN CMD	BOOL	4X0605.5						SP7BLWR2_START_OUT
1502	TANK VALVE 5 OPEN CMD	BOOL	4X0605.6						LP7MOV5_OPEN_OUT
1503	TANK VALVE 6 OPEN CMD	BOOL	4X0605.7						LP7MOV6_OPEN_OUT
1504	TANK VALVE 7 OPEN CMD	BOOL	4X0605.8						LP7MOV7_OPEN_OUT
1505	EXHAUST FAN RUN CMD	BOOL	4X0605.9						EXHFAN7_START_OUT
1506	PANEL LOCAL SHUTDOWN	BOOL	4X0605.10						LCP7_SHTDWN_OUT
1507	RECTIFIER START CMD	BOOL	4X0605.11						RECTIF7_START_OUT
1508	SIREN	BOOL	4X0605.12						LP7SIREN_START_OUT
1509	STROBE LIGHT	BOOL	4X0605.13						LP7STRB_START_OUT
1510	OUT SPARE1	BOOL	4X0605.14						
1511	OUT SPARE2	BOOL	4X0605.15						
1512	OUT SPARE3	BOOL	4X0605.16						
1513	REO TANK BLOWER	BOOL	4X0606.1						REOBLWR7_START_OUT
1514	RUNTIME HOURS	REAL	4X0608						LP7_ACRT_HOUR
1515	BRINE INLET FLOW	REAL	4X0610						BRINE7_FLOW_IN
1516	RECT AC VOLTS	REAL	4X0612						RECTIF7_ACVOLT_IN
1517	RECT AC AMPS	REAL	4X0614						RECTIF7_ACAMP_IN
1518	RECT AC KWH	REAL	4X0616						RECTIF7_ACKWH_IN
1519	RECT DC VOLTS	REAL	4X0618						RECTIF7_DCVOLT_IN
1520	RECT DC AMPS	REAL	4X0620						RECTIF7_DCAMP_IN
1521	RACK1 OUTLET TEMP	REAL	4X0622						LCP7RACK1_OUTEMP_IN
1522	RACK2 OUTLET TEMP	REAL	4X0624						LCP7RACK2_OUTEMP_IN
1523	INLET WATER PRESS	REAL	4X0626						INLETWT7_PRESS_IN
1524	INLET WATER TEMP	REAL	4X0628						INLETWT7_TEMP_IN
1525	INLET WATER FLOW	REAL	4X0630						INLETWT7_FLOW_IN
1526	STANDPIPE HYPO LEVEL	REAL	4X0632						STANDPI7_LEVEL_IN
1527	GENERATOR STATUS	INT	4X0634						GEN7_STAT_IN
1528	BRINE INLET PRESS AL	BOOL	4X0635.1						BRINPMP7_LPRES_ALRM
1529	RACK1 BRINE FEED PRESS HI AL	BOOL	4X0635.2						BRINPMP7_HPRES1_ALRM
1530	RACK2 BRINE FEED PRESS HI AL	BOOL	4X0635.3						BRINPMP7_HPRES2_ALRM
1531	RECT VOLTAGE TRIP AL	BOOL	4X0635.4						RECTIF7_HIVOLT_ALRM
1532	RECT AMPS TRIP AL	BOOL	4X0635.5						RECTIF7_HIAMP_ALRM
1533	RECT TEMP TRIP AL	BOOL	4X0635.6						RECTIF7_HITEMP_ALRM
1534	RACK1 LEVEL1 AL	BOOL	4X0635.7						LP7RACK1_LSW1_ALRM
1535	RACK1 LEVEL2 AL	BOOL	4X0635.8						LP7RACK1_LSW2_ALRM
1536	RACK1 TEMP1 AL	BOOL	4X0635.9						LP7RACK1_TSW1_ALRM
1537	RACK1 TEMP2 AL	BOOL	4X0635.10						LP7RACK1_TSW2_ALRM
1538	RACK1 INLET PRESS HI AL	BOOL	4X0635.11						LP7RACK1_HIPRES_ALRM
1539	RACK1 PRV FLOW AL	BOOL	4X0635.12						LP7RACK1_PRVFLW_ALRM
1540	RACK1 FLOW1 AL	BOOL	4X0635.13						LP7RACK1_C1FLW_ALRM
1541	RACK1 FLOW2 AL	BOOL	4X0635.14						LP7RACK1_C2FLW_ALRM
1542	RACK2 LEVEL1 AL	BOOL	4X0635.15						LP7RACK2_LSW1_ALRM
1543	RACK2 LEVEL2 AL	BOOL	4X0635.16						LP7RACK2_LSW2_ALRM
1544	RACK2 TEMP1 AL	BOOL	4X0636.1						LP7RACK2_TSW1_ALRM
1545	RACK2 TEMP2 AL	BOOL	4X0636.2						LP7RACK2_TSW2_ALRM
1546	RACK2 INLET PRESS HI AL	BOOL	4X0636.3						LP7RACK2_HIPRES_ALRM
1547	RACK2 PRV FLOW AL	BOOL	4X0636.4						LP7RACK2_PRVFLW_ALRM
1548	RACK2 FLOW1 LOW AL	BOOL	4X0636.5						LP7RACK2_C1FLW_ALRM
1549	RACK2 FLOW2 LOW AL	BOOL	4X0636.6						LP7RACK2_C2FLW_ALRM
1550	STANDPIPE FLOW AL	BOOL	4X0636.7						STANDPI7_LSW_ALRM

MIAMI-DADE WATER AND SEWER DEPARTMENT  
SOUTH DISTRICT WASTE WATER TREATMENT PLANT  
INPUT/OUTPUT LIST  
RTU SD32 ONSITE HYPOGENERATOR

ITEM	DESCRIPTION	SIG. TYPE	RACK	CARD	POINT	PT. CONN	ZERO	SPAN	SIGNAL NAME
1551	STANDPIPE BLOWER1 FLOW AL	BOOL	4X0636.8						SP7BLWR1_FSW_ALARM
1552	STANDPIPE BLOWER2 FLOW AL	BOOL	4X0636.9						SP7BLWR2_FSW_ALARM
1553	STANDPIPE BLOWER IN REM	BOOL	4X0636.10						SP7BLWR_REM_ALARM
1554	STANDPIPE BLOWER1 FAULT AL	BOOL	4X0636.11						SP7BLWR1_FAULT_ALARM
1555	STANDPIPE BLOWER2 FAULT AL	BOOL	4X0636.12						SP7BLWR2_FAULT_ALARM
1556	POWER SUPPLY1 FAULT AL	BOOL	4X0636.13						LP7PS1_FAULT_ALARM
1557	POWER SUPPLY2 FAULT AL	BOOL	4X0636.14						LP7PS2_FAULT_ALARM
1558	GENERATOR SHIELDS NOT INSTALLED	BOOL	4X0636.15						GEN7_SHLDOF_ALARM
1559	PLC CAB TEMP HI AL	BOOL	4X0636.16						PLCCAB7_HITEMP_ALARM
1560	EMERGENCY STOP AL	BOOL	4X0637.1						ESTOP7_STAT_ALARM
1561	EXHAUST FAN FAULT AL	BOOL	4X0637.2						EXHFAN7_FAULT_ALARM
1562	STAGE1 FAULT AL	BOOL	4X0637.3						LP7STG1_ALARM_IN
1563	STAGE2 FAULT AL	BOOL	4X0637.4						LP7STG2_ALARM_IN
1564	STAGE3 FAULT AL	BOOL	4X0637.5						LP7STG3_ALARM_IN
1565	STAGE4 FAULT AL	BOOL	4X0637.6						LP7STG4_ALARM_IN
1566	STAGE5 FAULT AL	BOOL	4X0637.7						LP7STG5_ALARM_IN
1567	HI RECT AMPS AL	BOOL	4X0637.8						RECTIF7_HIAMPS_ALARM
1568	LO RECT AMP AL	BOOL	4X0637.9						RECTIF7_LOAMPS_ALARM
1569	HI RECT VOLT AL	BOOL	4X0637.10						RECTIF7_HIVOLT_ALARM
1570	LO RECT VOLT AL	BOOL	4X0637.11						RECTIF7_LOVOLT_ALARM
1571	RACK1 RUPTURE DISK AL	BOOL	4X0637.12						LP7RACK1_RUPDSK_ALARM
1572	RACK2 RUPTURE DISK AL	BOOL	4X0637.13						LP7RACK2_RUPDSK_ALARM
1573	TANK1 VALVE FAILURE	BOOL	4X0637.14						LP7MOV5_FAULT_ALARM
1574	TANK2 VALVE FAILURE	BOOL	4X0637.15						LP7MOV6_FAULT_ALARM
1575	TANK3 VALVE FAILURE	BOOL	4X0637.16						LP7MOV7_FAULT_ALARM
1576	VALVE OUT OFF POSITION	BOOL	4X0638.1						LP7MOV_POS_ALARM
1577	ANALOG IN 6_0	INT	4X0639						
1578	ANALOG IN 6_1	INT	4X0640						
1579	ANALOG IN 6_2	INT	4X0641						
1580	ANALOG IN 6_3	INT	4X0642						
1581	ANALOG IN 6_4	INT	4X0643						
1582	ANALOG IN 6_5	INT	4X0644						
1583	ANALOG IN 6_6	INT	4X0645						
1584	ANALOG IN 6_7	INT	4X0646						
1585	ANALOG IN 7_0	INT	4X0647						
1586	ANALOG IN 7_1	INT	4X0648						
1587	ANALOG IN 7_2	INT	4X0649						
1588	ANALOG IN 7_3	INT	4X0650						
1589	ANALOG IN 7_4	INT	4X0651						
1590	ANALOG IN 7_5	INT	4X0652						
1591	ANALOG IN 7_6	INT	4X0653						
1592	ANALOG IN 7_7	INT	4X0654						
1593	ANALOG OUT 8_0	INT	4X0655						
1594	ANALOG OUT 8_1	INT	4X0656						
1595	ANALOG OUT 8_2	INT	4X0657						
1596	ANALOG OUT 8_3	INT	4X0658						
1597	ANALOG OUT 8_4	INT	4X0659						
1598	ANALOG OUT 8_5	INT	4X0660						
1599	ANALOG OUT 8_6	INT	4X0661						



MIAMI-DADE WATER AND SEWER DEPARTMENT  
SOUTH DISTRICT WASTE WATER TREATMENT PLANT  
INPUT/OUTPUT LIST  
RTU SD33 CONST. OFF PUMP STATION

ITEM	DESCRIPTION	SIG. TYPE	RACK	CARD	POINT	PT. CONN	SPARE	ZERO	SPAN	SIGNAL NAME
CONST. OFF PUMP STATION RACK 1 (10.7.120.200)										
1	LEVEL TRANSMITTER	8-AI	1	6	1	1		0	277.000	LEVEL_TRANS
2	PRESSURE TRANSMITTER	8-AI	1	6	2	1		0	100.000	PRESSURE_TRANS
3	AMPERAGE TRANSMITTER	8-AI	1	6	3	1		0	100.000	AMPS_TRANS_IN
4	SPARE-AI	8-AI	1	6	4		1			
5	SPARE-AI	8-AI	1	6	5		1			
6	SPARE-AI	8-AI	1	6	6		1			
7	SPARE-AI	8-AI	1	6	7		1			
8	SPARE-AI	8-AI	1	6	8		1			
9	BATTERY LOW	16-DI	1	1	1	1				BATTERY_LOW_001
10	AC FAIL	16-DI	1	1	2	1				ACFAIL_001
11	SURGE SUPPRESSOR	16-DI	1	1	3	1				SURGE_ALARM_IN
12	COMMON ALARM	16-DI	1	1	4	1				COMMON_ALARM_IN
13	HIGH LEVEL ALARM	16-DI	1	1	5	1				HILEVEL_ALARM_IN
14	STATION FLOODING	16-DI	1	1	6	1				STATION_FLOOD_IN
15	INTRUSION ALARM	16-DI	1	1	7	1				INTRSION_ALARM_IN
16	LOW LEVEL ALARM	16-DI	1	1	8	1				LOWLEVEL_ALARM_IN
17	GENERATOR ALARM	16-DI	1	1	9	1				GEN_ARARM_IN
18	PUMP #1 STATUS	16-DI	1	1	10	1				PUMP1_IN
19	PUMP #2 STATUS	16-DI	1	1	11	1				PUMP2_IN
20	SPARE-DI	16-DI	1	1	12		1			
21	SPARE-DI	16-DI	1	1	13		1			
22	SPARE-DI	16-DI	1	1	14		1			
23	SPARE-DI	16-DI	1	1	15		1			
24	RTU NETWORK SWITCH	16-DI	1	1	16		1			RTU_SWITCH_IN
25	PUMP #1 AUTOMATIC CONTROL	16-DO	1	4	1	1				PUMP1_AUTO_CNTL
26	PUMP #1 START	16-DO	1	4	2	1				PUMP1_START_CNTL
27	PUMP #2 AUTOMATIC CONTROL	16-DO	1	4	3	1				PUMP2_AUTO_CNTL
28	PUMP #2 START	16-DO	1	4	4	1				PUMP2_START_CNTL
29	BATTERY TEST	16-DO	1	4	5	1				BATTERY_TEST_OUT
30	REMOTE ALARM RESET	16-DO	1	4	6	1				RMTRST_ALM_CNTL
31	SPARE-DO	16-DO	1	4	7		1			
32	SPARE-DO	16-DO	1	4	8		1			
33	SPARE-DO	16-DO	1	4	9		1			
34	SPARE-DO	16-DO	1	4	10		1			
35	SPARE-DO	16-DO	1	4	11		1			
36	SPARE-DO	16-DO	1	4	12		1			
37	SPARE-DO	16-DO	1	4	13		1			
38	SPARE-DO	16-DO	1	4	14		1			
39	SPARE-DO	16-DO	1	4	15		1			
40	SPARE-DO	16-DO	1	4	16		1			

	Points	Boards	Spare
4-AI	0	0	
8-AI	8	1	
2-AO	0	0	
4-AO	0	0	
8-DI	0	0	
16-DI	16	1	
8-DO	0	0	
16-DO	16	1	
Spare AI	5		63%
Spare AO	0		#DIV/0!
Spare DI	4		25.00%
Spare DO	10		63%
<b>Total</b>	<b>40</b>	<b>3</b>	

TOTAL CONNECTED 20  
PERCENTAGE CONNECTED + SPARES 20.83%  
SPARES 20

MIAMI-DADE WATER AND SEWER DEPARTMENT  
 SOUTH DISTRICT WASTE WATER TREATMENT PLANT  
 INPUT/OUTPUT LIST  
 RTU SD35 SLIDE GATES TRANSFER PUMP STA.

ITEM	DESCRIPTION	SIG. TYPE	RACK	CARD	POINT	PT. CONN	SPARE	ZERO	SPAN	SIGNAL NAME
SLIDE GATES TRANSFER PUMP STATION RACK 1 (10.7.120.87)										
1	AC FAILURE ALARM	16-DI	1	1	1	1				ACFAIL_IN
2	BATTERY LOW	16-DI	1	1	2	1				BATTERY_LOW_IN
3	SURGE PROTECTION ALARM	16-DI	1	1	3	1				ACSURGE_FAIL_IN
4	SLIDE GATE 1 VALVE OPEN	16-DI	1	1	4	1				SLIDE1_VLV_OPN
5	SLIDE GATE 1 VALVE CLOSED	16-DI	1	1	5	1				SLIDE1_VLV_CLS
6	SLIDE GATE 1 VALVE IN REMOTE	16-DI	1	1	6	1				SLIDE1_STAT_IN
7	SLIDE GATE 1 OVERTORQUE FAULT	16-DI	1	1	7	1				SLIDE1_ALARM_IN
8	SLIDE GATE 2 VALVE OPEN	16-DI	1	1	8	1				SLIDE2_VLV_OPN
9	SLIDE GATE 2 VALVE CLOSED	16-DI	1	1	9	1				SLIDE2_VLV_CLS
10	SLIDE GATE 2 VALVE IN REMOTE	16-DI	1	1	10	1				SLIDE2_STAT_IN
11	SLIDE GATE 2 OVERTORQUE FAULT	16-DI	1	1	11	1				SLIDE2_ALARM_IN
12	SLIDE GATE 3 VALVE OPEN	16-DI	1	1	12	1				SLIDE3_VLV_OPN
13	SLIDE GATE 3 VALVE CLOSED	16-DI	1	1	13	1				SLIDE3_VLV_CLS
14	SLIDE GATE 3 VALVE IN REMOTE	16-DI	1	1	14	1				SLIDE3_STAT_IN
15	SLIDE GATE 3 OVERTORQUE FAULT	16-DI	1	1	15	1				SLIDE3_ALARM_IN
16	SLIDE GATE LCP IN ALARM	16-DI	1	1	16	1				SLIDELCP_ALARM_IN
17	SPARE-DO	16-DO	1	2	1		1			
18	SPARE-DO	16-DO	1	2	2		1			
19	SPARE-DO	16-DO	1	2	3		1			
20	SPARE-DO	16-DO	1	2	4		1			
21	SPARE-DO	16-DO	1	2	5		1			
22	SPARE-DO	16-DO	1	2	6		1			
23	SPARE-DO	16-DO	1	2	7		1			
24	SPARE-DO	16-DO	1	2	8		1			
25	SPARE-DO	16-DO	1	2	9		1			
26	SPARE-DO	16-DO	1	2	10		1			
27	SPARE-DO	16-DO	1	2	11		1			
28	SPARE-DO	16-DO	1	2	12		1			
29	SPARE-DO	16-DO	1	2	13		1			
30	SPARE-DO	16-DO	1	2	14		1			
31	SPARE-DO	16-DO	1	2	15		1			
32	SPARE-DO	16-DO	1	2	16		1			
33	DEEP BED FILTERS EFFLUENT Ph	8-AI	1	3	1	1		0	14	FILTREFF_PH_IN
34	SPARE-AI	8-AI	1	3	2		1			
35	SPARE-AI	8-AI	1	3	3		1			
36	SPARE-AI	8-AI	1	3	4		1			
37	SPARE-AI	8-AI	1	3	5		1			
38	SPARE-AI	8-AI	1	3	6		1			
39	SPARE-AI	8-AI	1	3	7		1			
40	SPARE-AI	8-AI	1	3	8		1			
41	EFFLUENT FLOW READING FROM 120" LINE	4-AO	1	4	1	1		0	285	TOTLEFF_FLOW_IN
42	SPARE-AO	4-AO	1	4	2		1			
43	SPARE-AO	4-AO	1	4	3		1			
44	SPARE-AO	4-AO	1	4	4		1			

	Points	Boards	Spare
4-AI	0	0	
8-AI	8	1	
2-AO	0	0	
4-AO	4	1	
8-DI	0	0	
16-DI	16	1	
8-DO	0	0	
16-DO	16	1	
Spare AI	7		88%
Spare AO	3		75.00%
Spare DI	0		0.00%
Spare DO	16		100%
<b>Total</b>	<b>44</b>	<b>4</b>	

**TOTAL CONNECTED** 18  
**PERCENTAGE CONNECTED + SPARES** 40.91%  
**SPARES** 26

MIAMI-DADE WATER AND SEWER DEPARTMENT  
SOUTH DISTRICT WASTE WATER TREATMENT PLANT  
INPUT/OUTPUT LIST  
RTU SD36 CHLORINE CONTACT TANK 1

ITEM	DESCRIPTION	SIG. TYPE	RACK	CARD	POINT	PT. CONN	SPARE	ZERO	SPAN	SIGNAL NAME
CHLORINE CONTACT TANK 1 RACK 1 (10.7.120.86)										
1	BATTERY LOW	16-DI	1	1	1	1				BATTERY_LOW_IN
2	AC FAILURE ALARM	16-DI	1	1	2	1				ACFAIL_IN
3	SURGE PROTECTION ALARM	16-DI	1	1	3	1				ACSURGE_FAIL_IN
4	NETWORK SWITCH	16-DI	1	1	4	1				RTU_SWITCH_IN
5	SPARE-DI	16-DI	1	1	5		1			
6	SPARE-DI	16-DI	1	1	6		1			
7	SPARE-DI	16-DI	1	1	7		1			
8	SPARE-DI	16-DI	1	1	8		1			
9	SPARE-DI	16-DI	1	1	9		1			
10	SPARE-DI	16-DI	1	1	10		1			
11	SPARE-DI	16-DI	1	1	11		1			
12	SPARE-DI	16-DI	1	1	12		1			
13	SPARE-DI	16-DI	1	1	13		1			
14	SPARE-DI	16-DI	1	1	14		1			
15	SPARE-DI	16-DI	1	1	15		1			
16	SPARE-DI	16-DI	1	1	16		1			
17	SPARE-DO	16-DO	1	2	1		1			
18	SPARE-DO	16-DO	1	2	2		1			
19	SPARE-DO	16-DO	1	2	3		1			
20	SPARE-DO	16-DO	1	2	4		1			
21	SPARE-DO	16-DO	1	2	5		1			
22	SPARE-DO	16-DO	1	2	6		1			
23	SPARE-DO	16-DO	1	2	7		1			
24	SPARE-DO	16-DO	1	2	8		1			
25	SPARE-DO	16-DO	1	2	9		1			
26	SPARE-DO	16-DO	1	2	10		1			
27	SPARE-DO	16-DO	1	2	11		1			
28	SPARE-DO	16-DO	1	2	12		1			
29	SPARE-DO	16-DO	1	2	13		1			
30	SPARE-DO	16-DO	1	2	14		1			
31	SPARE-DO	16-DO	1	2	15		1			
32	SPARE-DO	16-DO	1	2	16		1			
33	CHLORINE RESIDUAL 1	8-AI	1	3	1	1		0	5	CHLORINE_AIT3_I
34	CHLORINE RESIDUAL 2	8-AI	1	3	2	1		0	5	CHLORINE_AIT4_I
35	SPARE-AI	8-AI	1	3	3		1			
36	SPARE-AI	8-AI	1	3	4		1			
37	SPARE-AI	8-AI	1	3	5		1			
38	SPARE-AI	8-AI	1	3	6		1			
39	SPARE-AI	8-AI	1	3	7		1			
40	SPARE-AI	8-AI	1	3	8		1			
41	SPARE-AO	4-AO	1	4	1		1			
42	SPARE-AO	4-AO	1	4	2		1			
43	SPARE-AO	4-AO	1	4	3		1			
44	SPARE-AO	4-AO	1	4	4		1			

	Points	Boards	Spare
4-AI	0	0	
8-AI	8	1	
2-AO	0	0	
4-AO	4	1	
8-DI	0	0	
16-DI	16	1	
8-DO	0	0	
16-DO	16	1	
Spare AI	6		75%
Spare AO	4		100.00%
Spare DI	12		75.00%
Spare DO	16		100%
<b>Total</b>	<b>44</b>	<b>4</b>	

**TOTAL CONNECTED** 6  
**PERCENTAGE CONNECTED + SPARES** 13.64%  
**SPARES** 38

MIAMI-DADE WATER AND SEWER DEPARTMENT  
SOUTH DISTRICT WASTE WATER TREATMENT PLANT  
INPUT/OUTPUT LIST  
RTU SD37 CHLORINE CONTACT TANK 2

ITEM	DESCRIPTION	SIG. TYPE	RACK	CARD	POINT	PT. CONN	SPARE	ZERO	SPAN	SIGNAL NAME
CHLORINE CONTACT TANK 2 RACK 1 (10.7.120.85)										
1	BATTERY LOW	16-DI	1	1	1	1				BATTERY_LOW_IN
2	AC FAILURE ALARM	16-DI	1	1	2	1				ACFAIL_IN
3	SURGE PROTECTION ALARM	16-DI	1	1	3	1				ACSURGE_FAIL_IN
4	NETWORK SWITCH	16-DI	1	1	4	1				RTU_SWITCH_IN
5	SPARE-DI	16-DI	1	1	5		1			
6	SPARE-DI	16-DI	1	1	6		1			
7	SPARE-DI	16-DI	1	1	7		1			
8	SPARE-DI	16-DI	1	1	8		1			
9	SPARE-DI	16-DI	1	1	9		1			
10	SPARE-DI	16-DI	1	1	10		1			
11	SPARE-DI	16-DI	1	1	11		1			
12	SPARE-DI	16-DI	1	1	12		1			
13	SPARE-DI	16-DI	1	1	13		1			
14	SPARE-DI	16-DI	1	1	14		1			
15	SPARE-DI	16-DI	1	1	15		1			
16	SPARE-DI	16-DI	1	1	16		1			
17	SPARE-DO	16-DO	1	2	1		1			
18	SPARE-DO	16-DO	1	2	2		1			
19	SPARE-DO	16-DO	1	2	3		1			
20	SPARE-DO	16-DO	1	2	4		1			
21	SPARE-DO	16-DO	1	2	5		1			
22	SPARE-DO	16-DO	1	2	6		1			
23	SPARE-DO	16-DO	1	2	7		1			
24	SPARE-DO	16-DO	1	2	8		1			
25	SPARE-DO	16-DO	1	2	9		1			
26	SPARE-DO	16-DO	1	2	10		1			
27	SPARE-DO	16-DO	1	2	11		1			
28	SPARE-DO	16-DO	1	2	12		1			
29	SPARE-DO	16-DO	1	2	13		1			
30	SPARE-DO	16-DO	1	2	14		1			
31	SPARE-DO	16-DO	1	2	15		1			
32	SPARE-DO	16-DO	1	2	16		1			
33	CHLORINE RESIDUAL 1	8-AI	1	3	1	1		0	5	CHLORINE_TRANS1_I
34	CHLORINE RESIDUAL 2	8-AI	1	3	2	1		0	5	CHLORINE_TRANS2_I
35	SPARE-AI	8-AI	1	3	3	1		0	285	CCTANK1_FLOW_IN
36	SPARE-AI	8-AI	1	3	4	1		0	285	TOTLEFF_FLOW_I
37	SPARE-AI	8-AI	1	3	5		1			
38	SPARE-AI	8-AI	1	3	6		1			
39	SPARE-AI	8-AI	1	3	7		1			
40	SPARE-AI	8-AI	1	3	8		1			
41	SPARE-AO	4-AO	1	4	1		1			
42	SPARE-AO	4-AO	1	4	2		1			
43	SPARE-AO	4-AO	1	4	3		1			
44	SPARE-AO	4-AO	1	4	4		1			

	Points	Boards	Spare
4-AI	0	0	
8-AI	8	1	
2-AO	0	0	
4-AO	4	1	
8-DI	0	0	
16-DI	16	1	
8-DO	0	0	
16-DO	16	1	
Spare AI	6		75%
Spare AO	4		100.00%
Spare DI	12		75.00%
Spare DO	16		100%
<b>Total</b>	<b>44</b>	<b>4</b>	

**TOTAL CONNECTED** 8  
**PERCENTAGE CONNECTED + SPARES** 18.18%  
**SPARES** 36

MIAMI-DADE WATER AND SEWER DEPARTMENT  
SOUTH DISTRICT WASTE WATER TREATMENT PLANT  
INPUT/OUTPUT LIST  
RTU SD38 GRIT 1 (old SD01)

ITEM	DESCRIPTION	SIG. TYPE	RACK	CARD	POINT	PT. CONN	SPARE	ZERO	SPAN	SIGNAL NAME
1	Plant1 Influent Flow (Mag Meter)*	8-AI	2	1	1	1		0	200	INFMAG_FLOW_IN
2	East Flume Influent Valve Position*	8-AI	2	1	2	1		0	100	EFINFL_VLVPOS_IN
3	East Grit Chamber Influent Channel Level	8-AI	2	1	3	1		0		EINFCHAN_LEVEL_IN
4	East Grit Chamber Effluent Channel Level	8-AI	2	1	4	1		0		EEFFCHAN_LEVEL_IN
5	East Grit Chamber Screen Motor Speed	8-AI	2	1	5	1		0	100	ESCREEN_SPD_IN
6	East Grit Chamber Brush Motor Speed	8-AI	2	1	6	1		0	100	EBRUSH_SPD_IN
7	East Grit Chamber Combustible Gas Concentration	8-AI	2	1	7	1		0	100	ECHAMB_GAS_IN
8	East Grit Chamber Compactor Motor Amps	8-AI	2	1	8	1		0		ECOMPACT_AMPS_IN
9	Plant1 Influent Flow (Venturi Meter)*	8-AI	2	2	1	1		0	200	INFVEN_SQR
10	West Flume Influent Valve Position*	8-AI	2	2	2		1	0	100	WFINFL_VLVPOS_IN
11	West Grit Chamber Influent Channel Level	8-AI	2	2	3	1		0		WINFCHAN_LEVEL_IN
12	West Grit Chamber Effluent Channel Level	8-AI	2	2	4	1		0		WEFFCHAN_LEVEL_IN
13	West Grit Chamber Screen Motor Speed	8-AI	2	2	5	1		0	100	WSCREEN_SPD_IN
14	West Grit Chamber Brush Motor Speed	8-AI	2	2	6	1		0	100	WBRUSH_SPD_IN
15	West Grit Chamber Combustible Gas Concentration	8-AI	2	2	7	1		0	100	WCHAMB_GAS_IN
16	West Grit Chamber Compactor Motor Amps	8-AI	2	2	8	1		0		WCOMPACT_AMPS_IN
17	East Grit Chamber Screen Motor Amps	8-AI	2	3	1	1		0		ESCREEN_AMPS_IN
18	East Grit Chamber Screen Motor Torque	8-AI	2	3	2	1		0		ESCREEN_TORQUE_IN
19	East Grit Chamber Brush Motor Amps	8-AI	2	3	3	1		0		EBRUSH_AMPS_IN
20	East Grit Chamber Brush Motor Torque	8-AI	2	3	4	1		0		EBRUSH_TORQUE_IN
21	West Grit Chamber Screen Motor Amps	8-AI	2	3	5	1		0		WSCREEN_AMPS_IN
22	West Grit Chamber Screen Motor Torque	8-AI	2	3	6	1		0		WSCREEN_TORQUE_IN
23	West Grit Chamber Brush Motor Amps	8-AI	2	3	7	1		0		WBRUSH_AMPS_IN
24	West Grit Chamber Brush Motor Torque	8-AI	2	3	8	1		0		WBRUSH_TORQUE_IN
25	Plant1 Raw Meter Inlet Gate Position (future)	8-AI	2	4	1		1			
26	Plant1 Raw Meter Inlet Gate Open (future)	8-AI	2	4	2		1			
27	Plant1 Raw Meter Inlet Gate Close (future)	8-AI	2	4	3		1			
28	Plant1 Raw Meter Inlet Gate Stop (future)	8-AI	2	4	4		1			
29	Plant1 Raw Meter Outlet Gate Position (future)	8-AI	2	4	5		1			
30	Plant1 Raw Meter Outlet Gate Open (future)	8-AI	2	4	6		1			
31	Influent Temperature (future)	8-AI	2	4	7		1			
32	Influent pH (future)	8-AI	2	4	8		1			
33	Plant1 Raw Meter Outlet Gate Close (future)	8-AI	2	5	1		1			
34	Plant1 Raw Meter Outlet Gate Stop (future)	8-AI	2	5	2		1			
35	Plant1 Raw Meter Bypass Gate Position (future)	8-AI	2	5	3		1			
36	Plant1 Raw Meter Bypass Gate Open (future)	8-AI	2	5	4		1			
37	Plant1 Raw Meter Bypass Gate Close (future)	8-AI	2	5	5		1			
38	Plant1 Raw Meter Bypass Gate Stop (future)	8-AI	2	5	6		1			
39	Influent Disolved Oxygen (future)	8-AI	2	5	7		1			
40	Room Temperature	8-AI	2	5	8	1		0	150	ROOM_TEMP_IN
41	SPARE-AI	8-AI	2	6	1		1			
42	SPARE-AI	8-AI	2	6	2		1			
43	SPARE-AI	8-AI	2	6	3		1			
44	SPARE-AI	8-AI	2	6	4		1			
45	SPARE-AI	8-AI	2	6	5		1			
46	SPARE-AI	8-AI	2	6	6		1			
47	SPARE-AI	8-AI	2	6	7		1			
48	SPARE-AI	8-AI	2	6	8		1			
49	East Grit Chamber Screen Motor Speed Command	4-AO	2	7	1	1		0	100	ESCREEN_SPD_OUT
50	East Grit Chamber Brush Motor Speed Command	4-AO	2	7	2	1		0	100	EBRUSH_SPD_OUT
51	Sampler Unit (Mag Flow)	4-AO	2	7	3	1		0	200	SAMPLE.OUT
52	SPARE-AO	4-AO	2	7	4		1			
53	West Grit Chamber Screen Motor Speed Command	4-AO	2	7	5	1		0	100	WSCREEN_SPD_OUT
54	West Grit Chamber Brush Motor Speed Command	4-AO	2	7	6	1		0	100	WBRUSH_SPD_OUT
55	SPARE-AO	4-AO	2	7	7		1			
56	SPARE-AO	4-AO	2	7	8		1			
57	Aeration Blower 1 Status*	16-DI	1	1	1	1				BLWR1_STAT_IN
58	Aeration Blower 1 Vibration Alarm*	16-DI	1	1	2	1				BLWR1_ALRM_IN
59	Spare	16-DI	1	1	3		1			
60	Dewatering Pump 1 Status*	16-DI	1	1	4	1				DWPMP1_STAT_IN
61	Sump Pump 1 Status*	16-DI	1	1	5	1				SMPMP1_STAT_IN
62	East Grit Chamber Influent Channel High Level	16-DI	1	1	6	1				EINFCHAN_LEVEL_HI
63	East Grit Chamber Screen Motor Bypass	16-DI	1	1	7	1				ESCREEN_BYPASS_IN
64	East Grit Chamber Screen Motor Status	16-DI	1	1	8	1				ESCREEN_STAT_IN
65	East Grit Chamber Screen Motor Remote	16-DI	1	1	9	1				ESCREEN_REMOTE_IN
66	East Grit Chamber Screen Motor Fail	16-DI	1	1	10	1				ESCREEN_FAIL_IN
67	East Grit Chamber Screen Motor E-Stop	16-DI	1	1	11	1				ESCREEN_ESTOP_IN
68	East Grit Chamber Brush Motor Status	16-DI	1	1	12	1				EBRUSH_STAT_IN
69	East Grit Chamber Brush Motor Remote	16-DI	1	1	13	1				EBRUSH_REMOTE_IN
70	East Grit Chamber Brush Motor Fail	16-DI	1	1	14	1				EBRUSH_FAIL_IN
71	East Grit Chamber Brush Motor Bypass	16-DI	1	1	15	1				EBRUSH_BYPASS_IN
72	Spare	16-DI	1	1	16		1			
73	Aeration Blower 2 Status*	16-DI	1	2	1	1				BLWR2_STAT_IN
74	Aeration Blower 2 Vibration Alarm*	16-DI	1	2	2	1				BLWR2_ALRM_IN
75	Dewatering Pump 2 Status	16-DI	1	2	3	1				DWPMP2_STAT_IN
76	Washwater Low Pressure Booster Pump	16-DI	1	2	4	1				WATERDIF_PRES_HI

MIAMI-DADE WATER AND SEWER DEPARTMENT  
SOUTH DISTRICT WASTE WATER TREATMENT PLANT  
INPUT/OUTPUT LIST  
RTU SD38 GRIT 1 (old SD01)

ITEM	DESCRIPTION	SIG. TYPE	RACK	CARD	POINT	PT. CONN	SPARE	ZERO	SPAN	SIGNAL NAME
77	Sump Pump 2 Status*	16-DI	1	2	5	1				SMPMP2_STAT_IN
78	Meter Pit High Water Level Alarm*	16-DI	1	2	6	1				PIT_HILVL_IN
79	West Grit Chamber Influent Channel High Level	16-DI	1	2	7	1				WINFCHAN_LEVEL_HI
80	West Grit Chamber Screen Motor Bypass	16-DI	1	2	8	1				WSCREEN_BYPASS_IN
81	West Grit Chamber Screen Motor Status	16-DI	1	2	9	1				WSCREEN_STAT_IN
82	West Grit Chamber Screen Motor Remote	16-DI	1	2	10	1				WSCREEN_REMOTE_IN
83	West Grit Chamber Screen Motor Fail	16-DI	1	2	11	1				WBRUSH_FAIL_IN
84	West Grit Chamber Screen Motor E-Stop	16-DI	1	2	12	1				WSCREEN_ESTOP_IN
85	West Grit Chamber Brush Motor Status	16-DI	1	2	13	1				WBRUSH_STAT_IN
86	West Grit Chamber Brush Motor Remote	16-DI	1	2	14	1				WBRUSH_REMOTE_IN
87	West Grit Chamber Brush Motor Fail	16-DI	1	2	15	1				WSCREEN_FAIL_IN
88	West Grit Chamber Brush Motor Bypass	16-DI	1	2	16	1				WBRUSH_BYPASS_IN
89	Aeration Blower 3 Status*	16-DI	1	3	1	1				BLWR3_STAT_IN
90	Aeration Blower 3 Vibration Alarm*	16-DI	1	3	2	1				BLWR3_ALRM_IN
91	Sump Pump 3 Status*	16-DI	1	3	3	1				SMPMP3_STAT_IN
92	RTU AC FAILURE ALARM	16-DI	1	3	4	1				ACFAIL_IN
93	RTU BATTERY LOW ALARM	16-DI	1	3	5	1				BATTERY_LOW_IN
94	RTU SURGE PROTECTOR ALARM	16-DI	1	3	6	1				ACSURGE_FAIL_IN
95	Barscreen 1 Status*	16-DI	1	3	7	1				BARSC1_STAT_IN
96	Barscreen 2 Status*	16-DI	1	3	8	1				BARSC2_STAT_IN
97	Barscreen Conveyor 1 Status*	16-DI	1	3	9	1				BSCON1_STAT_IN
98	Grit Collector East Status*	16-DI	1	3	10	1				EGCOLE_STAT_IN
99	Grit Collector East Shear Pin Alarm*	16-DI	1	3	11	1				ESHEARPIN_ALRM_IN
100	Grit Screw Conveyor East Status*	16-DI	1	3	12	1				ESCONV_STAT_IN
101	Sump Pump 4 Status*	16-DI	1	3	13	1				SMPMP4_STAT_IN
102	Basement Flooding Alarm*	16-DI	1	3	14	1				BFLOOD_ALRM_IN
103	RTU NETWORK SWITCH FAULT	16-DI	1	3	15	1				RTU_SWITCH_IN
104	Barscreen Channel High Water Level*	16-DI	1	3	16					CHANNEL_HILVL_IN
105	Barscreen 3 Status*	16-DI	1	4	1	1				BARSC3_STAT_IN
106	Barscreen 4 Status*	16-DI	1	4	2	1				BARSC4_STAT_IN
107	Barscreen Conveyor 2 Status*	16-DI	1	4	3	1				BSCON2_STAT_IN
108	Grit Collector West Status*	16-DI	1	4	4	1				WGCOLE_STAT_IN
109	Grit Collector West Shear Pin Alarm*	16-DI	1	4	5	1				WSHEARPIN_ALRM_IN
110	Grit Screw Conveyor West Status*	16-DI	1	4	6	1				WSCONV_STAT_IN
111	East Grit Chamber Compactor Motor Status	16-DI	1	4	7	1				ECOMPACT_STAT_IN
112	East Grit Chamber Compactor Motor Remote	16-DI	1	4	8	1				ECOMPACT_REMOTE_IN
113	East Grit Chamber Compactor Motor Fail	16-DI	1	4	9	1				ECOMPACT_FAIL_IN
114	East Grit Chamber Compactor Door Open	16-DI	1	4	10	1				ECMPDOOR_CLOSE_IN
115	West Grit Chamber Compactor Motor Status	16-DI	1	4	11	1				WCOMPACT_STAT_IN
116	West Grit Chamber Compactor Motor Remote	16-DI	1	4	12	1				WCOMPACT_REMOTE_IN
117	West Grit Chamber Compactor Motor Fail	16-DI	1	4	13	1				WCOMPACT_FAIL_IN
118	West Grit Chamber Compactor Door Open	16-DI	1	4	14	1				WCMPDOOR_CLOSE_IN
119	Washwater Booster Pump On	16-DI	1	4	15	1				BOOSTPMP_STAT_IN
120	Washwater Booster Pump Fail	16-DI	1	4	16	1				BOOSTPMP_FAIL_IN
121	East Flume Influent Valve Status Open*	16-DI	1	5	1	1				EFINFLV_STAT_OPEN
122	East Flume Influent Valve Status Closed*	16-DI	1	5	2	1				EFINFLV_STAT_CLSD
123	West Flume Influent Valve Status Open*	16-DI	1	5	3	1				WFINFLV_STAT_OPEN
124	West Flume Influent Valve Status Closed*	16-DI	1	5	4	1				WFINFLV_STAT_CLSD
125	Mix/Transfer Pump 1 Motor	16-DI	1	5	5	1				MIXPMP1_STAT_IN
126	Mix/Transfer Pump 2 Motor	16-DI	1	5	6	1				MIXPMP2_STAT_IN
127	Combustible Gas Analyzer LEL East	16-DI	1	5	7	1				ELEL_TRANS_IN
128	Combustible Gas Analyzer LEL East Fail	16-DI	1	5	8	1				ELEL_FAIL_IN
129	Combustible Gas Analyzer LEL West	16-DI	1	5	9	1				WLEL_TRANS_IN
130	Combustible Gas Analyzer LEL West Fail	16-DI	1	5	10	1				WLEL_FAIL_IN
131	Exhaust Fan #1 Status MCC 1	16-DI	1	5	11	1				EXHAUST_FAN1_IN
132	Exhaust Fan #2 Status MCC 2	16-DI	1	5	12	1				EXHAUST_FAN2_IN
133	Barscreen 1 Emergency Stop Shear Pin Alarm	16-DI	1	5	13	1				BARSC1_SHTDWN_IN
134	Barscreen 2 Emergency Stop Shear Pin Alarm	16-DI	1	5	14	1				BARSC2_SHTDWN_IN
135	Barscreen 3 Emergency Stop Shear Pin Alarm	16-DI	1	5	15	1				BARSC3_SHTDWN_IN
136	Barscreen 4 Emergency Stop Shear Pin Alarm	16-DI	1	5	16	1				BARSC4_SHTDWN_IN
137	Barscreen 1 Auto Status	16-DI	2	8	1	1				BARSC1_AUTO_IN
138	Barscreen 1 Hand Status	16-DI	2	8	2	1				BARSC1_HAND_IN
139	Barscreen 2 Auto Status	16-DI	2	8	3	1				BARSC2_AUTO_IN
140	Barscreen 2 Hand Status	16-DI	2	8	4	1				BARSC2_HAND_IN
141	Barscreen 3 Auto Status	16-DI	2	8	5	1				BARSC3_AUTO_IN
142	Barscreen 3 Hand Status	16-DI	2	8	6	1				BARSC3_HAND_IN
143	Barscreen 4 Auto Status	16-DI	2	8	7	1				BARSC4_AUTO_IN
144	Barscreen 4 Hand Status	16-DI	2	8	8	1				BARSC4_HAND_IN
145	Conveyor 1 Auto Status	16-DI	2	8	9	1				BSCON1_AUTO_IN
146	Conveyor 1 Hand Status	16-DI	2	8	10	1				BSCON1_HAND_IN
147	Conveyor 2 Auto Status	16-DI	2	8	11	1				BSCON2_AUTO_IN
148	Conveyor 2 Hand Status	16-DI	2	8	12	1				BSCON2_HAND_IN
149	East Grit Collector Door Open	16-DI	2	8	13	1				EGCOLE_DOOR_OPEN
150	West Grit Collector Door Open	16-DI	2	8	14	1				WGCOLE_DOOR_OPEN
151	South Effluent Flume Valve Open	16-DI	2	8	15	1				EFFVLV_STAT_OPEN
152	South Effluent Flume Valve Closed	16-DI	2	8	16	1				EFFVLV_STAT_CLSD

MIAMI-DADE WATER AND SEWER DEPARTMENT  
 SOUTH DISTRICT WASTE WATER TREATMENT PLANT  
 INPUT/OUTPUT LIST  
 RTU SD38 GRIT 1 (old SD01)

ITEM	DESCRIPTION	SIG. TYPE	RACK	CARD	POINT	PT. CONN	SPARE	ZERO	SPAN	SIGNAL NAME
153	East Flume Influent Valve Open*	16-DO	1	6	1	1				EFIVLV_OPEN_OUT
154	East Flume Influent Valve Close*	16-DO	1	6	2	1				EFIVLV_CLSD_OUT
155	East Flume Influent Valve Stop*	16-DO	1	6	3					EFIVLV_STOP_OUT
156	Dewatering Pump 1 Start / Stop*	16-DO	1	6	4					DWPMP1_STRT_OUT
157	SPARE-DO	16-DO	1	6	5		1			
158	Emergency Alarm Silence (Reset)	16-DO	1	6	6	1				EMGRST_ALRM_OUT
159	East Grit Chamber Screen Motor Run	16-DO	1	6	7	1				ESCREEN_START_OUT
160	East Grit Chamber Brush Motor Forward	16-DO	1	6	8	1				EBRUSH_FWD_OUT
161	East Grit Chamber Brush Motor Reverse	16-DO	1	6	9	1				EBRUSH_REV_OUT
162	East Grit Chamber Compactor Motor Forward	16-DO	1	6	10	1				ECOMPACT_FWD_OUT
163	East Grit Chamber Compactor Motor Reverse	16-DO	1	6	11	1				ECOMPACT_REV_OUT
164	East Grit Chamber Screen Wash Solenoid	16-DO	1	6	12	1				ESCREEN_SOL_OUT
165	East Grit Chamber Hopper Wash Solenoid & Press Zone	16-DO	1	6	13	1				EHOPPER_SOL_OUT
166	East Grit Chamber Pan Wash Solenoid	16-DO	1	6	14	1				EPRESPAN_SOL_OUT
167	East Grit Chamber Air Header Solenoid	16-DO	1	6	15	1				EPANAIR_SOL_OUT
168	SPARE-DO	16-DO	1	6	16		1			
169	West Flume Influent Valve Open*	16-DO	1	7	1	1				WFIVLV_OPEN_OUT
170	West Flume Influent Valve Close*	16-DO	1	7	2	1				WFIVLV_CLSD_OUT
171	WestFlume Influent Valve Stop*	16-DO	1	7	3		1			WFIVLV_STOP_OUT
172	Dewatering Pump 2 Start / Stop*	16-DO	1	7	4					DWPMP2_STRT_OUT
173	SPARE-DO	16-DO	1	7	5		1			
174	West Grit Chamber Screen Motor Run	16-DO	1	7	6	1				WSCREEN_START_OUT
175	West Grit Chamber Brush Motor Forward	16-DO	1	7	7	1				WBRUSH_FWD_OUT
176	West Grit Chamber Brush Motor Reverse	16-DO	1	7	8	1				WBRUSH_REV_OUT
177	West Grit Chamber Compactor Motor Forward	16-DO	1	7	9	1				WCOMPACT_FWD_OUT
178	West Grit Chamber Compactor Motor Reverse	16-DO	1	7	10	1				WCOMPACT_REV_OUT
179	West Grit Chamber Screen Wash Solenoid	16-DO	1	7	11	1				WSCREEN_SOL_OUT
180	West Grit Chamber Hopper Wash Solenoid	16-DO	1	7	12	1				WHOPPER_SOL_OUT
181	West Grit Chamber Press/Pan Zone Wash Solenoid	16-DO	1	7	13	1				WPRESPAN_SOL_OUT
182	West Grit Chamber Air Header Solenoid	16-DO	1	7	14	1				WPAANAIR_SOL_OUT
183	South Effluent Flume Valve Open Command	16-DO	1	7	15	1				EFFVLV_OPEN_OUT
184	South Effluent Flume Valve Close Command	16-DO	1	7	16	1				EFFVLV_CLSD_OUT
185	Barscreen 1 Start/Stop Command	16-DO	1	8	1	1				BARSC1_START_OUT
186	Barscreen 2 Start/Stop Command	16-DO	1	8	2	1				BARSC2_START_OUT
187	Barscreen 3 Start/Stop Command	16-DO	1	8	3	1				BARSC3_START_OUT
188	Barscreen 4 Start/Stop Command	16-DO	1	8	4	1				BARSC4_START_OUT
189	Barscreen Conveyor 1 Start/Stop Command	16-DO	1	8	5	1				BSCON1_START_OUT
190	Barscreen Conveyor 2 Start/Stop Command	16-DO	1	8	6	1				BSCON2_START_OUT
191	Sprinkler Zone 5B	16-DO	1	8	7	1				ZONE5B_VALVE1_OUT
192	Airation Blower #1 Start / Stop	16-DO	1	8	8					AIRATION_START1_OUT
193	Airation Blower #2 Start / Stop	16-DO	1	8	9					AIRATION_START2_OUT
194	Airation Blower #3 Start / Stop	16-DO	1	8	10					AIRATION_START3_OUT
195	Grit Collector #1 Start / Stop	16-DO	1	8	11	1				EGCOLE_START_OUT
196	Grit Collector #2 Start / Stop	16-DO	1	8	12	1				WGCOLE_START_OUT
197	Screw Conveyor #1 Start / Stop	16-DO	1	8	13	1				SCRWCON1_START_OUT
198	Screw Conveyor #2 Start / Stop	16-DO	1	8	14	1				SCRWCON2_START_OUT
199	SPARE-DO	16-DO	1	8	15		1			
200	SPARE-DO	16-DO	1	8	16		1			

MIAMI-DADE WATER AND SEWER DEPARTMENT  
SOUTH DISTRICT WASTE WATER TREATMENT PLANT  
INPUT/OUTPUT LIST  
RTU SD39 IRRIGATION PUMP STATION

ITEM	DESCRIPTION	SIG. TYPE	RACK	CARD	POINT	PT. CONN	SPARE	ZERO	SPAN	SIGNAL NAME
CONST. OFF PUMP STATION RACK 1 (10.7.120.200)										
1	PRESSURE TRANSMITTER	8-AI	1	8	1	1				PRESSURE_TRANS
2	FLOW TRANSMITTER	8-AI	1	8	2	1				FLOW_TRANS
3	LEVEL TRANSMITTER	8-AI	1	8	3	1				LEVEL_TRANS
4	SPARE-AI	8-AI	1	8	4		1			
5	SPARE-AI	8-AI	1	8	5		1			
6	SPARE-AI	8-AI	1	8	6		1			
7	SPARE-AI	8-AI	1	8	7		1			
8	SPARE-AI	8-AI	1	8	8		1			
9	BATTERY LOW	16-DI	1	4	1	1				RTU_BATFLOW_IN
10	AC FAIL	16-DI	1	4	2	1				RTU_ACFAIL_IN
11	SURGE SUPPRESSOR	16-DI	1	4	3	1				RTU_SURGE_IN
12	PUMP #1 STATUS	16-DI	1	4	4	1				PUMP1_STATUS_IN
13	PUMP #2 STATUS	16-DI	1	4	5	1				PUMP2_STATUS_IN
14	PUMP #3 STATUS	16-DI	1	4	6	1				PUMP3_STATUS_IN
15	PUMP #1 OFF	16-DI	1	4	7	1				PUMP1_OFF_IN
16	PUMP #2 OFF	16-DI	1	4	8	1				PUMP2_OFF_IN
17	PUMP #3 OFF	16-DI	1	4	9	1				PUMP3_OFF_IN
18	PUMP #1 HAND	16-DI	1	4	10	1				PUMP1_HAND_IN
19	PUMP #2 HAND	16-DI	1	4	11	1				PUMP2_HAND_IN
20	PUMP #3 HAND	16-DI	1	4	12	1				PUMP3_HAND_IN
21	SPARE-DI	16-DI	1	4	13		1			
22	SPARE-DI	16-DI	1	4	14		1			
23	SPARE-DI	16-DI	1	4	15		1			
24	SPARE-DI	16-DI	1	4	16		1			
25	PUMP #1 START	16-DO	1	6	1	1				PUMP1_START_CNTL
26	PUMP #2 START	16-DO	1	6	2	1				PUMP2_START_CNTL
27	PUMP #3 START	16-DO	1	6	3	1				PUMP3_START_CNTL
28	SPARE-DO	16-DO	1	6	4		1			
29	SPARE-DO	16-DO	1	6	5		1			
30	SPARE-DO	16-DO	1	6	6		1			
31	SPARE-DO	16-DO	1	6	7		1			
32	SPARE-DO	16-DO	1	6	8		1			
33	SPARE-DO	16-DO	1	6	9		1			
34	SPARE-DO	16-DO	1	6	10		1			
35	SPARE-DO	16-DO	1	6	11		1			
36	SPARE-DO	16-DO	1	6	12		1			
37	SPARE-DO	16-DO	1	6	13		1			
38	SPARE-DO	16-DO	1	6	14		1			
39	SPARE-DO	16-DO	1	6	15		1			
40	SPARE-DO	16-DO	1	6	16		1			

	Points	Boards	Spare
4-AI	0	0	
8-AI	8	1	
2-AO	0	0	
4-AO	0	0	
8-DI	0	0	
16-DI	16	1	
8-DO	0	0	
16-DO	16	1	
Spare AI	5		63%
Spare AO	0		#DIV/0!
Spare DI	4		25.00%
Spare DO	13		81%
<b>Total</b>	<b>40</b>	<b>3</b>	

**TOTAL CONNECTED** 18  
**PERCENTAGE CONNECTED + SPARES** 20.83%  
**SPARES** 22



MIAMI-DADE WATER AND SEWER DEPARTMENT  
 SOUTH DISTRICT WASTE WATER TREATMENT PLANT  
 INPUT/OUTPUT LIST  
 RTU SD40 POTABLE WATER METER

ITEM	DESCRIPTION	SIG. TYPE	RACK	CARD	POINT	PT. CONN	SPARE	ZERO	SPAN	SIGNAL NAME
1	PRESSURE TRANSMITTER	8-AI	1	8	1	1				PRESSURE_TRANS
2	SPARE-AI	8-AI	1	8	2		1			
3	SPARE-AI	8-AI	1	8	3		1			
4	SPARE-AI	8-AI	1	8	4		1			
5	SPARE-AI	8-AI	1	8	5		1			
6	SPARE-AI	8-AI	1	8	6		1			
7	SPARE-AI	8-AI	1	8	7		1			
8	SPARE-AI	8-AI	1	8	8		1			
9	WATER METER FLOW EAST SIDE LOW 1 PULS	16-DI	1	4	1	1				FLOWEAST_PULSE_IN
10	WATER METER FLOW EAST SIDE HIGH 1 PULS	16-DI	1	4	2	1				FLOWEAST_PULSE1_IN
11	WATER METER FLOW WEST SIDE LOW 1 PULS	16-DI	1	4	3	1				FLOWWEST_PULSE_IN
12	WATER METER FLOW WEST SIDE HIGH 1 PULS	16-DI	1	4	4	1				FLOWWEST_PULSE1_IN
13	SPARE-DI	16-DI	1	4	5		1			
14	SPARE-DI	16-DI	1	4	6		1			
15	SPARE-DI	16-DI	1	4	7		1			
16	SPARE-DI	16-DI	1	4	8		1			
17	SPARE-DI	16-DI	1	4	9		1			
18	SPARE-DI	16-DI	1	4	10		1			
19	SPARE-DI	16-DI	1	4	11		1			
20	SPARE-DI	16-DI	1	4	12		1			
21	SPARE-DI	16-DI	1	4	13		1			
22	SPARE-DI	16-DI	1	4	14		1			
23	SPARE-DI	16-DI	1	4	15		1			
24	SPARE-DI	16-DI	1	4	16		1			
25	BATTERY LOW	16-DI	1	5	1	1				RTU_BATLOW_IN
26	AC FAIL	16-DI	1	5	2	1				RTU_ACFAIL_IN
27	SURGE SUPPRESSOR	16-DI	1	5	3	1				RTU_SURGE_IN
28	SPARE-DI	16-DI	1	5	4		1			
29	SPARE-DI	16-DI	1	5	5		1			
30	SPARE-DI	16-DI	1	5	6		1			
31	SPARE-DI	16-DI	1	5	7		1			
32	SPARE-DI	16-DI	1	5	8		1			
33	SPARE-DI	16-DI	1	5	9		1			
34	SPARE-DI	16-DI	1	5	10		1			
35	SPARE-DI	16-DI	1	5	11		1			
36	SPARE-DI	16-DI	1	5	12		1			
37	SPARE-DI	16-DI	1	5	13		1			
38	SPARE-DI	16-DI	1	5	14		1			
39	SPARE-DI	16-DI	1	5	15		1			
40	SPARE-DI	16-DI	1	5	16		1			
41	WATER METER FLOW EAST SIDE LOW 1 PULS	16-DO	1	6	1	1				comes from field meters
42	WATER METER FLOW EAST SIDE HIGH 1 PULS	16-DO	1	6	2	1				comes from field meters
43	WATER METER FLOW WEST SIDE LOW 1 PULS	16-DO	1	6	3	1				comes from field meters
44	WATER METER FLOW WEST SIDE HIGH 1 PULS	16-DO	1	6	4	1				comes from field meters
45	SPARE-DO	16-DO	1	6	5		1			
46	SPARE-DO	16-DO	1	6	6		1			
47	SPARE-DO	16-DO	1	6	7		1			
48	SPARE-DO	16-DO	1	6	8		1			
49	SPARE-DO	16-DO	1	6	9		1			
50	SPARE-DO	16-DO	1	6	10		1			
51	SPARE-DO	16-DO	1	6	11		1			
52	SPARE-DO	16-DO	1	6	12		1			
53	SPARE-DO	16-DO	1	6	13		1			
54	SPARE-DO	16-DO	1	6	14		1			
55	SPARE-DO	16-DO	1	6	15		1			
56	SPARE-DO	16-DO	1	6	16		1			

MIAMI-DADE WATER AND SEWER DEPARTMENT  
SOUTH DISTRICT WASTE WATER TREATMENT PLANT  
INPUT/OUTPUT LIST  
RTU SD101-SD120 INJECTION WELL #1

ITEM	DESCRIPTION	SIG. TYPE	RACK	CARD	POINT	PT. CONN	SPARE	ZERO	SPAN	SIGNAL NAME
1	SPARE-AI	8-AI	1	3	1	1				
2	SPARE-AI	8-AI	1	3	2	1				
3	SPARE-AI	8-AI	1	3	3	1				
4	SPARE-AI	8-AI	1	3	4	1				
5	SPARE-AI	8-AI	1	3	5	1				
6	Chlorine Residual (Only in Inj. Wells # 1 &3)	8-AI	1	3	6	1		0	5	CHLORINE_RES_IN
7	Venturi Meter #2 FLow (Only in Inj. Well # 8)	8-AI	1	3	7	1				
8	SPARE-AI	8-AI	1	3	8		1			
9	FLOW FROM WELLS	4-AO	1	4	1	1				
10	SPARE-AO	4-AO	1	4	2		1			
11	SPARE-AO	4-AO	1	4	3		1			
12	SPARE-AO	4-AO	1	4	4		1			
13	AC FAIL	16-DI	1	1	1	1				
14	BATTERY LOW	16-DI	1	1	2	1				
15	SUMP PUMP STATUS	16-DI	1	1	3	1				
16	SPARE-DI	16-DI	1	1	4		1			
17	SPARE-DI	16-DI	1	1	5		1			
18	SPARE-DI	16-DI	1	1	6		1			
19	SPARE-DI	16-DI	1	1	7		1			
20	SPARE-DI	16-DI	1	1	8		1			
21	SPARE-DI	16-DI	1	1	9		1			
22	SPARE-DI	16-DI	1	1	10		1			
23	SPARE-DI	16-DI	1	1	11		1			
24	SPARE-DI	16-DI	1	1	12		1			
25	SPARE-DI	16-DI	1	1	13		1			
26	SPARE-DI	16-DI	1	1	14		1			
27	SPARE-DI	16-DI	1	1	15		1			
28	SPARE-DI	16-DI	1	1	16		1			
29	SPARE-DO	16-DO	1	2	1		1			
30	SPARE-DO	16-DO	1	2	2		1			
31	SPARE-DO	16-DO	1	2	3		1			
32	SPARE-DO	16-DO	1	2	4		1			
33	SPARE-DO	16-DO	1	2	5		1			
34	SPARE-DO	16-DO	1	2	6		1			
35	SPARE-DO	16-DO	1	2	7		1			
36	SPARE-DO	16-DO	1	2	8		1			
37	SPARE-DO	16-DO	1	2	9		1			
38	SPARE-DO	16-DO	1	2	10		1			
39	SPARE-DO	16-DO	1	2	11		1			
40	SPARE-DO	16-DO	1	2	12		1			
41	SPARE-DO	16-DO	1	2	13		1			
42	SPARE-DO	16-DO	1	2	14		1			
43	SPARE-DO	16-DO	1	2	15		1			
44	SPARE-DO	16-DO	1	2	16		1			

	Points	Boards	Spare
8-AI	8	1	
4-AO	4	1	
16-DI	16	1	
16-DO	16	1	
Spare AI	6		#REF!
Spare AO	3		#REF!
Spare DI	13		#REF!
Spare DO	16		#REF!
<b>Total</b>	<b>44</b>	<b>4</b>	

TOTAL CONNECTED 11  
 PERCENTAGE CONNECTED + SPARES 22.92%  
 SPARES 33

# APPENDIX C

## Preventative Maintenance Schedules from EAMS

By System Process

## Grit Equipment PM Tasks and Frequency

Table1_DESC	PPM_CODE	PPM_DESC	PPM_FREQ	PPM_PERIODUOM	QYR_PPM_SELECTED_SUMMARY_OBJ_DESC
DEBRIS REMOVAL, PRIMARY TREATMENT, NORTH DISTRICT, WWTP	WWT-M-CNVB-12WK-01	QUARTERLY CONVEYOR BELT LUBRICATION PM	12	W	GRIT BLDG-BARSCREEN CONVEYOR BELT 1
DEBRIS REMOVAL, PRIMARY TREATMENT, NORTH DISTRICT, WWTP	WWT-M-CNVB-4WK-01	MONTHLY CONVEYOR BELT PM	4	W	GRIT BLDG-BARSCREEN CONVEYOR BELT 1
DEBRIS REMOVAL, PRIMARY TREATMENT, NORTH DISTRICT, WWTP	WWT-M-CNVB-12WK-01	QUARTERLY CONVEYOR BELT LUBRICATION PM	12	W	GRIT BLDG-BARSCREEN CONVEYOR BELT 2
DEBRIS REMOVAL, PRIMARY TREATMENT, NORTH DISTRICT, WWTP	WWT-M-CNVB-4WK-01	MONTHLY CONVEYOR BELT PM	4	W	GRIT BLDG-BARSCREEN CONVEYOR BELT 2
DEBRIS REMOVAL, PRIMARY TREATMENT, NORTH DISTRICT, WWTP	WWT-M-CNVB-12WK-01	QUARTERLY CONVEYOR BELT LUBRICATION PM	12	W	PRETREAT-BARSCREEN CONVEYOR BELT
DEBRIS REMOVAL, PRIMARY TREATMENT, NORTH DISTRICT, WWTP	WWT-M-CNVB-4WK-01	MONTHLY CONVEYOR BELT PM	4	W	PRETREAT-BARSCREEN CONVEYOR BELT
DEBRIS REMOVAL, PRIMARY TREATMENT, SOUTH DISTRICT, WWTP	WWT-M-GRBR-26WK-02	SEMIANNUAL REDUCTION GEARBOX SHEAR PIN INSPECTION PM	26	W	BARSCREEN 1 FINAL DRIVE
DEBRIS REMOVAL, PRIMARY TREATMENT, SOUTH DISTRICT, WWTP	WWT-M-GRBR-26WK-02	SEMIANNUAL REDUCTION GEARBOX SHEAR PIN INSPECTION PM	26	W	BARSCREEN 2 FINAL DRIVE
DEBRIS REMOVAL, PRIMARY TREATMENT, SOUTH DISTRICT, WWTP	WWT-M-GRBR-26WK-02	SEMIANNUAL REDUCTION GEARBOX SHEAR PIN INSPECTION PM	26	W	BARSCREEN 3 FINAL DRIVE
DEBRIS REMOVAL, PRIMARY TREATMENT, SOUTH DISTRICT, WWTP	WWT-M-GRBR-26WK-02	SEMIANNUAL REDUCTION GEARBOX SHEAR PIN INSPECTION PM	26	W	BARSCREEN 4 FINAL DRIVE
DEBRIS REMOVAL, PRIMARY TREATMENT, SOUTH DISTRICT, WWTP	WWT-M-GRBR-26WK-02	SEMIANNUAL REDUCTION GEARBOX SHEAR PIN INSPECTION PM	26	W	BARSCREEN 1 FINAL DRIVE
DEBRIS REMOVAL, PRIMARY TREATMENT, SOUTH DISTRICT, WWTP	WWT-M-GRBR-4WK-01	MONTHLY GEARBOX INSPECTION PM	4	W	BARSCREEN 1 FINAL DRIVE
DEBRIS REMOVAL, PRIMARY TREATMENT, SOUTH DISTRICT, WWTP	WWT-M-GRBR-26WK-02	SEMIANNUAL REDUCTION GEARBOX SHEAR PIN INSPECTION PM	26	W	BARSCREEN 2 FINAL DRIVE
DEBRIS REMOVAL, PRIMARY TREATMENT, SOUTH DISTRICT, WWTP	WWT-M-GRBR-4WK-01	MONTHLY GEARBOX INSPECTION PM	4	W	BARSCREEN 2 FINAL DRIVE
DEBRIS REMOVAL, PRIMARY TREATMENT, SOUTH DISTRICT, WWTP	WWT-M-GRBR-26WK-02	SEMIANNUAL REDUCTION GEARBOX SHEAR PIN INSPECTION PM	26	W	BARSCREEN 3 FINAL DRIVE
DEBRIS REMOVAL, PRIMARY TREATMENT, SOUTH DISTRICT, WWTP	WWT-M-GRBR-4WK-01	MONTHLY GEARBOX INSPECTION PM	4	W	BARSCREEN 3 FINAL DRIVE
DEBRIS REMOVAL, PRIMARY TREATMENT, SOUTH DISTRICT, WWTP	WWT-M-GRBR-26WK-02	SEMIANNUAL REDUCTION GEARBOX SHEAR PIN INSPECTION PM	26	W	BARSCREEN 4 FINAL DRIVE
DEBRIS REMOVAL, PRIMARY TREATMENT, SOUTH DISTRICT, WWTP	WWT-M-GRBR-4WK-01	MONTHLY GEARBOX INSPECTION PM	4	W	BARSCREEN 4 FINAL DRIVE
DEBRIS REMOVAL, PRIMARY TREATMENT, SOUTH DISTRICT, WWTP	WWT-M-GRBR-4WK-01	MONTHLY GEARBOX INSPECTION PM	4	W	BARSCREEN CONVEYOR BELT 1 GEARBOX
DEBRIS REMOVAL, PRIMARY TREATMENT, SOUTH DISTRICT, WWTP	WWT-M-GRBR-4WK-01	MONTHLY GEARBOX INSPECTION PM	4	W	BARSCREEN CONVEYOR BELT 2 GEARBOX
GRIT BUILDING 1, CENTRAL WASTE WATER TREATMENT	WWT-E-IR-52WK-01	ANNUAL INFRARED SCANNING	52	W	GRIT BUILDING 1, CENTRAL WASTE WATER TREATMENT
GRIT BUILDING 1, CENTRAL WASTE WATER TREATMENT	WWT-E-MTRI-52WK-01	ANNUAL INDUCTION MOTOR PM	52	W	GRIT BUILDING 1, CENTRAL WASTE WATER TREATMENT
GRIT BUILDING 1, CENTRAL WASTE WATER TREATMENT	WWT-E-PNLB-52WK-01	ANNUAL BREAKER PANEL PM	52	W	GRIT BUILDING 1, CENTRAL WASTE WATER TREATMENT
GRIT BUILDING 1, CENTRAL WASTE WATER TREATMENT	WWT-E-PNLBB-4WK-01	MONTHLY LEVEL BUBBLER CONTROL PANEL PM	4	W	GRIT BUILDING 1, CENTRAL WASTE WATER TREATMENT
GRIT BUILDING 1, CENTRAL WASTE WATER TREATMENT	WWT-M-BLW-12WK-01	QUARTERLY BLOWER INSPECTION	12	W	GRIT BUILDING 1, CENTRAL WASTE WATER TREATMENT
GRIT BUILDING 1, CENTRAL WASTE WATER TREATMENT	WWT-M-BLWRL-4WK-01	MONTHLY ROTARY LOBE BLOWER OIL CHANGE	4	W	GRIT BUILDING 1, CENTRAL WASTE WATER TREATMENT
GRIT BUILDING 1, CENTRAL WASTE WATER TREATMENT	WWT-M-CNV5-4WK-01	MONTHLY SCREW CONVEYOR PM	4	W	GRIT BUILDING 1, CENTRAL WASTE WATER TREATMENT
GRIT BUILDING 1, CENTRAL WASTE WATER TREATMENT	WWT-M-GRBR-12WK-01	QUARTERLY GEARBOX INSPECTION PM	12	W	GRIT BUILDING 1, CENTRAL WASTE WATER TREATMENT
GRIT BUILDING 1, CENTRAL WASTE WATER TREATMENT	WWT-M-GRBR-26WK-02	SEMIANNUAL REDUCTION GEARBOX SHEAR PIN INSPECTION PM	26	W	GRIT BUILDING 1, CENTRAL WASTE WATER TREATMENT
GRIT BUILDING 1, CENTRAL WASTE WATER TREATMENT	WWT-M-GRBR-4WK-01	MONTHLY GEARBOX INSPECTION PM	4	W	GRIT BUILDING 1, CENTRAL WASTE WATER TREATMENT
GRIT BUILDING 1, CENTRAL WASTE WATER TREATMENT	WWT-M-GRBR-52WK-01	ANNUAL GEARBOX COUPLING PM	52	W	GRIT BUILDING 1, CENTRAL WASTE WATER TREATMENT
GRIT BUILDING 1, CENTRAL WASTE WATER TREATMENT	WWT-M-PMPC-26WK-01	SEMIANNUAL CENTRIFUGAL PUMP PM	26	W	GRIT BUILDING 1, CENTRAL WASTE WATER TREATMENT
GRIT BUILDING 1, CENTRAL WASTE WATER TREATMENT	WWT-M-PMPC-4WK-01	MONTHLY CENTRIFUGAL PUMP PM	4	W	GRIT BUILDING 1, CENTRAL WASTE WATER TREATMENT
GRIT BUILDING 1, CENTRAL WASTE WATER TREATMENT	WWT-O-LOC-4WK-01	OPS-MONTHLY BUILDING INSPECTION PM	4	W	GRIT BUILDING 1, CENTRAL WASTE WATER TREATMENT
GRIT BUILDING 1, CENTRAL WASTE WATER TREATMENT	WWT-O-VLV-26WK-01	OPS-SEMIANNUAL VALVE EXERCISE PM	26	W	GRIT BUILDING 1, CENTRAL WASTE WATER TREATMENT
GRIT BUILDING 1, CENTRAL WASTE WATER TREATMENT	WWT-I-METLU-12WK-01	INST-QUARTERLY METER, ULTRASONIC LEVEL PM	12	W	GRIT BLDG 1 GRIT CHAMBER FLUME ULTRASONIC LEVEL METER NORTH
GRIT BUILDING 1, CENTRAL WASTE WATER TREATMENT	WWT-I-METLU-12WK-01	INST-QUARTERLY METER, ULTRASONIC LEVEL PM	12	W	GRIT BLDG 1 GRIT CHAMBER FLUME ULTRASONIC LEVEL METER SOUTH
GRIT BUILDING 1, CENTRAL WASTE WATER TREATMENT	WWT-M-ELVB-104WK-01	BIANNUAL BUCKET ELEVATOR PM	104	W	GRIT COLLECTOR NORTH
GRIT BUILDING 1, CENTRAL WASTE WATER TREATMENT	WWT-M-ELVB-12WK-01	QUARTERLY BUCKET ELEVATOR PM	12	W	GRIT COLLECTOR NORTH
GRIT BUILDING 1, CENTRAL WASTE WATER TREATMENT	WWT-M-ELVB-52WK-01	ANNUAL BUCKET ELEVATOR PM	52	W	GRIT COLLECTOR NORTH
GRIT BUILDING 1, CENTRAL WASTE WATER TREATMENT	WWT-M-ELVB-104WK-01	BIANNUAL BUCKET ELEVATOR PM	104	W	GRIT COLLECTOR SOUTH
GRIT BUILDING 1, CENTRAL WASTE WATER TREATMENT	WWT-M-ELVB-12WK-01	QUARTERLY BUCKET ELEVATOR PM	12	W	GRIT COLLECTOR SOUTH
GRIT BUILDING 1, CENTRAL WASTE WATER TREATMENT	WWT-M-ELVB-52WK-01	ANNUAL BUCKET ELEVATOR PM	52	W	GRIT COLLECTOR SOUTH
GRIT BUILDING 1, CENTRAL WASTE WATER TREATMENT	WWT-M-PMPC-52WK-02	ANNUAL CENTRIFUGAL PUMP PM	52	W	GRIT CHAMBER DEWATERING PUMP NORTH
GRIT BUILDING 1, CENTRAL WASTE WATER TREATMENT	WWT-M-PMPC-52WK-02	ANNUAL CENTRIFUGAL PUMP PM	52	W	GRIT CHAMBER DEWATERING PUMP SOUTH
GRIT BUILDING 1, CENTRAL WASTE WATER TREATMENT	WWT-M-PMPC-52WK-02	ANNUAL CENTRIFUGAL PUMP PM	52	W	SEPTAGE PUMP 1
GRIT BUILDING 1, CENTRAL WASTE WATER TREATMENT	WWT-M-PMPC-52WK-02	ANNUAL CENTRIFUGAL PUMP PM	52	W	SEPTAGE PUMP 2
GRIT BUILDING 1, CENTRAL WASTE WATER TREATMENT	WWT-E-BRK-26WK-01	SEMIANNUAL/ ANNUAL BREAKER PM	26	W	MCC MAIN FEEDER BREAKER 480V
GRIT BUILDING 1, CENTRAL WASTE WATER TREATMENT	WWT-E-BRK-26WK-01	SEMIANNUAL/ ANNUAL BREAKER PM	26	W	ODOR CONTROL BLDG MAIN FEEDER BREAKER
GRIT BUILDING 1, CENTRAL WASTE WATER TREATMENT	WWT-E-BRK-26WK-01	SEMIANNUAL/ ANNUAL BREAKER PM	26	W	UNLOADING STATION TRANSFORMER FEEDER BREAKER
GRIT BUILDING 1, CENTRAL WASTE WATER TREATMENT	WWT-E-MCC-52WK-01	ANNUAL MOTOR CONTROL CENTER PM	52	W	MOTOR CONTROL CENTER GRIT BLDG
GRIT BUILDING 1, CENTRAL WASTE WATER TREATMENT	WWT-E-TRND-52WK-01	ANNUAL DRY STEPDOWN TRANSFORMER	52	W	POWER LIGHTING STEPDOWN TRANSFORMER
GRIT BUILDING 1, NORTH WASTE WATER TREATMENT	SCA-T-104WK-01	SCADA-BIANNUAL RTU/RADIO PM	104	W	GRIT BUILDING 1, NORTH WASTE WATER TREATMENT
GRIT BUILDING 1, NORTH WASTE WATER TREATMENT	WWT-E-IR-52WK-01	ANNUAL INFRARED SCANNING	52	W	GRIT BUILDING 1, NORTH WASTE WATER TREATMENT
GRIT BUILDING 1, NORTH WASTE WATER TREATMENT	WWT-E-MTRI-52WK-01	ANNUAL INDUCTION MOTOR PM	52	W	GRIT BUILDING 1, NORTH WASTE WATER TREATMENT
GRIT BUILDING 1, NORTH WASTE WATER TREATMENT	WWT-E-PNLB-52WK-01	ANNUAL BREAKER PANEL PM	52	W	GRIT BUILDING 1, NORTH WASTE WATER TREATMENT
GRIT BUILDING 1, NORTH WASTE WATER TREATMENT	WWT-E-RLY-104WK-01	BIANNUAL PROTECTIVE RELAY CALIBRATION	104	W	GRIT BUILDING 1, NORTH WASTE WATER TREATMENT
GRIT BUILDING 1, NORTH WASTE WATER TREATMENT	WWT-E-SWG-52WK-01	ANNUAL 480 VOLT SWITCHGEAR PM	52	W	GRIT BUILDING 1, NORTH WASTE WATER TREATMENT
GRIT BUILDING 1, NORTH WASTE WATER TREATMENT	WWT-M-ELVR-26WK	SEMIANNUAL BARSCREEN O2 PM	26	W	GRIT BUILDING 1, NORTH WASTE WATER TREATMENT

GRIT BUILDING 1, NORTH WASTE WATER TREATMENT	WWT-M-GRBR-12WK-01	QUARTERLY GEARBOX INSPECTION PM	12 W	GRIT BUILDING 1, NORTH WASTE WATER TREATMENT
GRIT BUILDING 1, NORTH WASTE WATER TREATMENT	WWT-M-GRBR-4WK-01	MONTHLY GEARBOX INSPECTION PM	4 W	GRIT BUILDING 1, NORTH WASTE WATER TREATMENT
GRIT BUILDING 1, NORTH WASTE WATER TREATMENT	WWT-M-GRBR-52WK-01	ANNUAL GEARBOX COUPLING PM	52 W	GRIT BUILDING 1, NORTH WASTE WATER TREATMENT
GRIT BUILDING 1, NORTH WASTE WATER TREATMENT	WWT-M-VLVSG-52WK-01	ANNUAL SLUICE GATE VALVE LUBRICATION PM	52 W	GRIT BUILDING 1, NORTH WASTE WATER TREATMENT
GRIT BUILDING 1, NORTH WASTE WATER TREATMENT	WWT-O-LOC-4WK-01	OPS-MONTHLY BUILDING INSPECTION PM	4 W	GRIT BUILDING 1, NORTH WASTE WATER TREATMENT
GRIT BUILDING 1, NORTH WASTE WATER TREATMENT	WWT-O-VLV-26WK-01	OPS-SEMIANNUAL VALVE EXERCISE PM	26 W	GRIT BUILDING 1, NORTH WASTE WATER TREATMENT
GRIT BUILDING 1, NORTH WASTE WATER TREATMENT	WWT-M-CNVB-12WK-01	QUARTERLY CONVEYOR BELT LUBRICATION PM	12 W	GRIT BLDG-BARSCREEN CONVEYOR BELT 1
GRIT BUILDING 1, NORTH WASTE WATER TREATMENT	WWT-M-CNVB-4WK-01	MONTHLY CONVEYOR BELT PM	4 W	GRIT BLDG-BARSCREEN CONVEYOR BELT 1
GRIT BUILDING 1, NORTH WASTE WATER TREATMENT	WWT-M-CNVB-12WK-01	QUARTERLY CONVEYOR BELT LUBRICATION PM	12 W	GRIT BLDG-BARSCREEN CONVEYOR BELT 2
GRIT BUILDING 1, NORTH WASTE WATER TREATMENT	WWT-M-CNVB-4WK-01	MONTHLY CONVEYOR BELT PM	4 W	GRIT BLDG-BARSCREEN CONVEYOR BELT 2
GRIT BUILDING 1, NORTH WASTE WATER TREATMENT	WWT-E-BRK-26WK-01	SEMIANNUAL/ ANNUAL BREAKER PM	26 W	MAIN BREAKER A FEEDER (WEST)
GRIT BUILDING 1, NORTH WASTE WATER TREATMENT	WWT-E-BRK-26WK-01	SEMIANNUAL/ ANNUAL BREAKER PM	26 W	MAIN BREAKER B FEEDER (EAST)
GRIT BUILDING 1, NORTH WASTE WATER TREATMENT	WWT-E-BRK-26WK-01	SEMIANNUAL/ ANNUAL BREAKER PM	26 W	TIE BREAKER AB WEST/EAST
GRIT BUILDING 1, NORTH WASTE WATER TREATMENT	WWT-E-SWG-52WK-02	ANNUAL 4160 AND 13200 VOLTS SWITCHGEAR PM	52 W	4160 V MAIN SWITCHGEAR
GRIT BUILDING 1, NORTH WASTE WATER TREATMENT	WWT-E-TRNO-52WK-01	ANNUAL OIL TRANSFORMER PM	52 W	STEPDOWN TRANSFORMER 4160/480 WEST 1A FEEDER
GRIT BUILDING 1, NORTH WASTE WATER TREATMENT	WWT-E-TRNO-52WK-02	CONTRACTOR ANNUAL PREDICTIVE OIL SAMPLE STEPDOWN TRANSFORMER (NO INSPECTIC	52 W	STEPDOWN TRANSFORMER 4160/480 WEST 1A FEEDER
GRIT BUILDING 1, NORTH WASTE WATER TREATMENT	WWT-E-TRNO-52WK-01	ANNUAL OIL TRANSFORMER PM	52 W	STEPDOWN TRANSFORMER 4160/480 EAST B FEEDER
GRIT BUILDING 1, NORTH WASTE WATER TREATMENT	WWT-E-TRNO-52WK-02	CONTRACTOR ANNUAL PREDICTIVE OIL SAMPLE STEPDOWN TRANSFORMER (NO INSPECTIC	52 W	STEPDOWN TRANSFORMER 4160/480 EAST B FEEDER
GRIT BUILDING 1, NORTH WASTE WATER TREATMENT	WWT-E-BRK-26WK-01	SEMIANNUAL/ ANNUAL BREAKER PM	26 W	BARSCREEN CONTROL PANEL BREAKER
GRIT BUILDING 1, NORTH WASTE WATER TREATMENT	WWT-E-BRK-26WK-01	SEMIANNUAL/ ANNUAL BREAKER PM	26 W	BARSCREEN CONVEYOR BELT PANEL BREAKER
GRIT BUILDING 1, NORTH WASTE WATER TREATMENT	WWT-E-BRK-26WK-01	SEMIANNUAL/ ANNUAL BREAKER PM	26 W	480V SWITCHGEAR FEEDER BREAKER F-1
GRIT BUILDING 1, NORTH WASTE WATER TREATMENT	WWT-E-BRK-26WK-01	SEMIANNUAL/ ANNUAL BREAKER PM	26 W	480V SWITCHGEAR FEEDER F-2
GRIT BUILDING 1, NORTH WASTE WATER TREATMENT	WWT-E-BRK-26WK-01	SEMIANNUAL/ ANNUAL BREAKER PM	26 W	480V SWITCHGEAR FEEDER BREAKER F-3
GRIT BUILDING 1, NORTH WASTE WATER TREATMENT	WWT-E-BRK-26WK-01	SEMIANNUAL/ ANNUAL BREAKER PM	26 W	480V SWITCHGEAR FEEDER BREAKER F-4
GRIT BUILDING 1, NORTH WASTE WATER TREATMENT	WWT-E-BRK-26WK-01	SEMIANNUAL/ ANNUAL BREAKER PM	26 W	GRIT BLDG LIGHTING TRANSFORMER BREAKER LPA
GRIT BUILDING 1, NORTH WASTE WATER TREATMENT	WWT-E-BRK-26WK-01	SEMIANNUAL/ ANNUAL BREAKER PM	26 W	SCREENING BLDG LIGHTING TRANSFORMER BREAKER LPB
GRIT BUILDING 1, NORTH WASTE WATER TREATMENT	WWT-E-BRK-26WK-01	SEMIANNUAL/ ANNUAL BREAKER PM	26 W	480V SWITCHGEAR MAIN BREAKER M-1
GRIT BUILDING 1, NORTH WASTE WATER TREATMENT	WWT-E-BRK-26WK-01	SEMIANNUAL/ ANNUAL BREAKER PM	26 W	480V SWITCHGEAR MAIN BREAKER M-2
GRIT BUILDING 1, NORTH WASTE WATER TREATMENT	WWT-E-BRK-26WK-01	SEMIANNUAL/ ANNUAL BREAKER PM	26 W	MOTOR CONTROL CENTER TIE AB
GRIT BUILDING 1, NORTH WASTE WATER TREATMENT	WWT-E-BRK-26WK-01	SEMIANNUAL/ ANNUAL BREAKER PM	26 W	MAIN BREAKER AGS BLDG 480V POWER PANEL A
GRIT BUILDING 1, NORTH WASTE WATER TREATMENT	WWT-E-BRK-26WK-01	SEMIANNUAL/ ANNUAL BREAKER PM	26 W	AIR SCRUBBER 480V POWER PANEL B BREAKER
GRIT BUILDING 1, NORTH WASTE WATER TREATMENT	WWT-E-BRK-26WK-01	SEMIANNUAL/ ANNUAL BREAKER PM	26 W	TIE BREAKER T-1
GRIT BUILDING 1, NORTH WASTE WATER TREATMENT	WWT-E-MCC-52WK-01	ANNUAL MOTOR CONTROL CENTER PM	52 W	MOTOR CONTROL CENTER MCC-A
GRIT BUILDING 1, NORTH WASTE WATER TREATMENT	WWT-E-MCC-52WK-01	ANNUAL MOTOR CONTROL CENTER PM	52 W	MOTOR CONTROL CENTER MCC-B
GRIT BUILDING 1, NORTH WASTE WATER TREATMENT	WWT-E-TRND-52WK-01	ANNUAL DRY STEPDOWN TRANSFORMER	52 W	GRIT BLDG STEPDOWN TRANSFORMER 480/208-120 LPA
GRIT BUILDING 1, NORTH WASTE WATER TREATMENT	WWT-E-TRND-52WK-01	ANNUAL DRY STEPDOWN TRANSFORMER	52 W	SCREEN BLDG STEPDOWN TRANSFORMER 480/208-120 LPB
GRIT BUILDING 1, NORTH WASTE WATER TREATMENT	WWT-I-CDR-12WK-01	QUARTERLY DRIVER/CONVERTER PM	12 W	INFLUENT FLOW METER 1 SIGNAL CONVERTER (NORTH)
GRIT BUILDING 1, NORTH WASTE WATER TREATMENT	WWT-I-CDR-12WK-01	QUARTERLY DRIVER/CONVERTER PM	12 W	INFLUENT FLOW METER 2 SIGNAL CONVERTER (CENTER)
GRIT BUILDING 1, NORTH WASTE WATER TREATMENT	WWT-I-CDR-12WK-01	QUARTERLY DRIVER/CONVERTER PM	12 W	INFLUENT FLOW METER 3 SIGNAL CONVERTER (SOUTH)
GRIT BUILDING 1, NORTH WASTE WATER TREATMENT	WWT-E-PNLA-12WK-01	QUARTERLY ANNUNCIATOR PANEL PM	12 W	STATION ANNUNCIATOR (24 POINTS)
GRIT BUILDING 1, NORTH WASTE WATER TREATMENT	WWT-I-PWSI-26WK-01	SEMIANNUAL INSTRUMENT POWER SUPPLY PM	26 W	STATION ANNUNCIATOR POWER SUPPLY
GRIT BUILDING 2, SOUTH WASTE WATER TREATMENT	SCA-T-104WK-01	SCADA-BIANNUAL RTU/RADIO PM	104 W	GRIT BUILDING 2, SOUTH WASTE WATER TREATMENT
GRIT BUILDING 2, SOUTH WASTE WATER TREATMENT	WWT-E-BRK-26WK-01	SEMIANNUAL/ ANNUAL BREAKER PM	26 W	GRIT BUILDING 2, SOUTH WASTE WATER TREATMENT
GRIT BUILDING 2, SOUTH WASTE WATER TREATMENT	WWT-E-IR-52WK-01	ANNUAL INFRARED SCANNING	52 W	GRIT BUILDING 2, SOUTH WASTE WATER TREATMENT
GRIT BUILDING 2, SOUTH WASTE WATER TREATMENT	WWT-E-MTRI-52WK-01	ANNUAL INDUCTION MOTOR PM	52 W	GRIT BUILDING 2, SOUTH WASTE WATER TREATMENT
GRIT BUILDING 2, SOUTH WASTE WATER TREATMENT	WWT-E-PNLA-12WK-01	QUARTERLY ANNUNCIATOR PANEL PM	12 W	GRIT BUILDING 2, SOUTH WASTE WATER TREATMENT
GRIT BUILDING 2, SOUTH WASTE WATER TREATMENT	WWT-E-PNLB-52WK-01	ANNUAL BREAKER PANEL PM	52 W	GRIT BUILDING 2, SOUTH WASTE WATER TREATMENT
GRIT BUILDING 2, SOUTH WASTE WATER TREATMENT	WWT-M-BLW-12WK-01	QUARTERLY BLOWER INSPECTION	12 W	GRIT BUILDING 2, SOUTH WASTE WATER TREATMENT
GRIT BUILDING 2, SOUTH WASTE WATER TREATMENT	WWT-M-CNVB-12WK-01	QUARTERLY CONVEYOR BELT LUBRICATION PM	12 W	GRIT BUILDING 2, SOUTH WASTE WATER TREATMENT
GRIT BUILDING 2, SOUTH WASTE WATER TREATMENT	WWT-M-CNVB-4WK-01	MONTHLY CONVEYOR BELT PM	4 W	GRIT BUILDING 2, SOUTH WASTE WATER TREATMENT
GRIT BUILDING 2, SOUTH WASTE WATER TREATMENT	WWT-M-CNVB-4WK-01	MONTHLY SCREW CONVEYOR PM	4 W	GRIT BUILDING 2, SOUTH WASTE WATER TREATMENT
GRIT BUILDING 2, SOUTH WASTE WATER TREATMENT	WWT-M-ELVR-26WK	SEMIANNUAL BARSCREEN O2 PM	26 W	GRIT BUILDING 2, SOUTH WASTE WATER TREATMENT
GRIT BUILDING 2, SOUTH WASTE WATER TREATMENT	WWT-M-ELVR-2WK	BIWEEKLY BARSCREEN PRETREAT PM	2 W	GRIT BUILDING 2, SOUTH WASTE WATER TREATMENT
GRIT BUILDING 2, SOUTH WASTE WATER TREATMENT	WWT-M-FANCB-12WK-01	QUARTERLY CENTRIFUGAL BELT DRIVEN FAN PM	12 W	GRIT BUILDING 2, SOUTH WASTE WATER TREATMENT
GRIT BUILDING 2, SOUTH WASTE WATER TREATMENT	WWT-M-GRBR-12WK-01	QUARTERLY GEARBOX INSPECTION PM	12 W	GRIT BUILDING 2, SOUTH WASTE WATER TREATMENT
GRIT BUILDING 2, SOUTH WASTE WATER TREATMENT	WWT-M-GRBR-52WK-01	ANNUAL GEARBOX COUPLING PM	52 W	GRIT BUILDING 2, SOUTH WASTE WATER TREATMENT
GRIT BUILDING 2, SOUTH WASTE WATER TREATMENT	WWT-M-PMPC-26WK-01	SEMIANNUAL CENTRIFUGAL PUMP PM	26 W	GRIT BUILDING 2, SOUTH WASTE WATER TREATMENT
GRIT BUILDING 2, SOUTH WASTE WATER TREATMENT	WWT-M-PMPC-4WK-01	MONTHLY CENTRIFUGAL PUMP PM	4 W	GRIT BUILDING 2, SOUTH WASTE WATER TREATMENT
GRIT BUILDING 2, SOUTH WASTE WATER TREATMENT	WWT-M-PMPG-12WK-01	QUARTERLY GRIT HOPPER SOUTH GEAR PUMP PM	12 W	GRIT BUILDING 2, SOUTH WASTE WATER TREATMENT
GRIT BUILDING 2, SOUTH WASTE WATER TREATMENT	WWT-M-VLVSG-52WK-01	ANNUAL SLUICE GATE VALVE LUBRICATION PM	52 W	GRIT BUILDING 2, SOUTH WASTE WATER TREATMENT

GRIT BUILDING 2, SOUTH WASTE WATER TREATMENT	WWT-O-LOC-4WK-01	OPS-MONTHLY BUILDING INSPECTION PM	4 W	GRIT BUILDING 2, SOUTH WASTE WATER TREATMENT
GRIT BUILDING 2, SOUTH WASTE WATER TREATMENT	WWT-O-VLV-26WK-01	OPS-SEMIANNUAL VALVE EXERCISE PM	26 W	GRIT BUILDING 2, SOUTH WASTE WATER TREATMENT
GRIT BUILDING 2, SOUTH WASTE WATER TREATMENT	WWT-M-GRBR-4WK-01	MONTHLY GEARBOX INSPECTION PM	4 W	GRIT CHAMBER EAST INFLUENT VALVE GEARBOX
GRIT BUILDING 2, SOUTH WASTE WATER TREATMENT	WWT-M-GRBR-4WK-01	MONTHLY GEARBOX INSPECTION PM	4 W	GRIT CHAMBER WEST INFLUENT VALVE GEARBOX
GRIT BUILDING 2, SOUTH WASTE WATER TREATMENT	WWT-M-GRBR-26WK-02	SEMIANNUAL REDUCTION GEARBOX SHEAR PIN INSPECTION PM	26 W	BARSCREEN 1 FINAL DRIVE
GRIT BUILDING 2, SOUTH WASTE WATER TREATMENT	WWT-M-GRBR-4WK-01	MONTHLY GEARBOX INSPECTION PM	4 W	BARSCREEN 1 FINAL DRIVE
GRIT BUILDING 2, SOUTH WASTE WATER TREATMENT	WWT-M-GRBR-26WK-02	SEMIANNUAL REDUCTION GEARBOX SHEAR PIN INSPECTION PM	26 W	BARSCREEN 2 FINAL DRIVE
GRIT BUILDING 2, SOUTH WASTE WATER TREATMENT	WWT-M-GRBR-4WK-01	MONTHLY GEARBOX INSPECTION PM	4 W	BARSCREEN 2 FINAL DRIVE
GRIT BUILDING 2, SOUTH WASTE WATER TREATMENT	WWT-M-GRBR-26WK-02	SEMIANNUAL REDUCTION GEARBOX SHEAR PIN INSPECTION PM	26 W	BARSCREEN 3 FINAL DRIVE
GRIT BUILDING 2, SOUTH WASTE WATER TREATMENT	WWT-M-GRBR-4WK-01	MONTHLY GEARBOX INSPECTION PM	4 W	BARSCREEN 3 FINAL DRIVE
GRIT BUILDING 2, SOUTH WASTE WATER TREATMENT	WWT-M-GRBR-26WK-02	SEMIANNUAL REDUCTION GEARBOX SHEAR PIN INSPECTION PM	26 W	BARSCREEN 4 FINAL DRIVE
GRIT BUILDING 2, SOUTH WASTE WATER TREATMENT	WWT-M-GRBR-4WK-01	MONTHLY GEARBOX INSPECTION PM	4 W	BARSCREEN 4 FINAL DRIVE
GRIT BUILDING 2, SOUTH WASTE WATER TREATMENT	WWT-M-GRBR-4WK-01	MONTHLY GEARBOX INSPECTION PM	4 W	BARSCREEN CONVEYOR BELT 1 GEARBOX
GRIT BUILDING 2, SOUTH WASTE WATER TREATMENT	WWT-M-GRBR-4WK-01	MONTHLY GEARBOX INSPECTION PM	4 W	BARSCREEN CONVEYOR BELT 2 GEARBOX
GRIT BUILDING 2, SOUTH WASTE WATER TREATMENT	WWT-M-GRBR-26WK-02	SEMIANNUAL REDUCTION GEARBOX SHEAR PIN INSPECTION PM	26 W	GRIT COLLECTOR 1 EAST GEARBOX
GRIT BUILDING 2, SOUTH WASTE WATER TREATMENT	WWT-M-GRBR-4WK-01	MONTHLY GEARBOX INSPECTION PM	4 W	GRIT COLLECTOR 1 EAST GEARBOX
GRIT BUILDING 2, SOUTH WASTE WATER TREATMENT	WWT-M-GRBR-26WK-02	SEMIANNUAL REDUCTION GEARBOX SHEAR PIN INSPECTION PM	26 W	GRIT COLLECTOR 2 WEST GEARBOX
GRIT BUILDING 2, SOUTH WASTE WATER TREATMENT	WWT-M-GRBR-4WK-01	MONTHLY GEARBOX INSPECTION PM	4 W	GRIT COLLECTOR 2 WEST GEARBOX
GRIT BUILDING 2, SOUTH WASTE WATER TREATMENT	WWT-M-GRBR-4WK-01	MONTHLY GEARBOX INSPECTION PM	4 W	GRIT SCREW CONVEYOR EAST GEARBOX
GRIT BUILDING 2, SOUTH WASTE WATER TREATMENT	WWT-M-GRBR-4WK-01	MONTHLY GEARBOX INSPECTION PM	4 W	GRIT SCREW CONVEYOR WEST GEARBOX
GRIT BUILDING 2, SOUTH WASTE WATER TREATMENT	WWT-E-IR-52WK-01	ANNUAL INFRARED SCANNING	52 W	GRIT BUILDING MOTOR CONTROL CENTER D
GRIT BUILDING 2, SOUTH WASTE WATER TREATMENT	WWT-E-MCC-52WK-01	ANNUAL MOTOR CONTROL CENTER PM	52 W	GRIT BUILDING MOTOR CONTROL CENTER D
GRIT BUILDING 2, SOUTH WASTE WATER TREATMENT	WWT-E-TRND-52WK-01	ANNUAL DRY STEPDOWN TRANSFORMER	52 W	STEPDOWN TRANSFORMER 480/208-120
GRIT BUILDING 2, SOUTH WASTE WATER TREATMENT	WWT-I-MET-12WK-01	QUARTERLY METER- FLOW VENTURI OR MAG FLOW PM	12 W	MAIN INFLUENT MAG FLOW METER
GRIT BUILDING 2, SOUTH WASTE WATER TREATMENT	WWT-I-MET-12WK-01	QUARTERLY METER- FLOW VENTURI OR MAG FLOW PM	12 W	MAIN INFLUENT VENTURI FLOW METER
GRIT BUILDING 2, SOUTH WASTE WATER TREATMENT	WWT-I-RCR-12WK-01	QUARTERLY CHART RECORDER PM	12 W	MAIN INFLUENT MAG X FLOW CHART RECORDER
GRIT BUILDING 2, SOUTH WASTE WATER TREATMENT	WWT-I-RCR-12WK-01	QUARTERLY CHART RECORDER PM	12 W	MAIN INFLUENT VENTURI FLOW CHART RECORDER
GRIT BUILDING 2, SOUTH WASTE WATER TREATMENT	WWT-I-TRX-12WK-01	QUARTERLY/ANNUALLY TRANSMITTER PM	12 W	MAIN INFLUENT VENTURI FLOW TRANSMITTER
GRIT BUILDING 2, SOUTH WASTE WATER TREATMENT	WWT-I-TRX-12WK-02	QUARTERLY TRANSMITTER PM	12 W	MAIN INFLUENT VENTURI FLOW TRANSMITTER
GRIT REMOVAL, PRIMARY TREATMENT, CENTRAL DISTRICT, WWTP	WWT-M-ELVB-104WK-01	BIANNUAL BUCKET ELEVATOR PM	104 W	GRIT COLLECTOR NORTH
GRIT REMOVAL, PRIMARY TREATMENT, CENTRAL DISTRICT, WWTP	WWT-M-ELVB-12WK-01	QUARTERLY BUCKET ELEVATOR PM	12 W	GRIT COLLECTOR NORTH
GRIT REMOVAL, PRIMARY TREATMENT, CENTRAL DISTRICT, WWTP	WWT-M-ELVB-52WK-01	ANNUAL BUCKET ELEVATOR PM	52 W	GRIT COLLECTOR NORTH
GRIT REMOVAL, PRIMARY TREATMENT, CENTRAL DISTRICT, WWTP	WWT-M-ELVB-104WK-01	BIANNUAL BUCKET ELEVATOR PM	104 W	GRIT COLLECTOR SOUTH
GRIT REMOVAL, PRIMARY TREATMENT, CENTRAL DISTRICT, WWTP	WWT-M-ELVB-12WK-01	QUARTERLY BUCKET ELEVATOR PM	12 W	GRIT COLLECTOR SOUTH
GRIT REMOVAL, PRIMARY TREATMENT, CENTRAL DISTRICT, WWTP	WWT-M-ELVB-52WK-01	ANNUAL BUCKET ELEVATOR PM	52 W	GRIT COLLECTOR SOUTH
GRIT REMOVAL, PRIMARY TREATMENT, CENTRAL DISTRICT, WWTP	WWT-M-ELVB-104WK-01	BIANNUAL BUCKET ELEVATOR PM	104 W	GRIT COLLECTOR NORTH
GRIT REMOVAL, PRIMARY TREATMENT, CENTRAL DISTRICT, WWTP	WWT-M-ELVB-12WK-01	QUARTERLY BUCKET ELEVATOR PM	12 W	GRIT COLLECTOR NORTH
GRIT REMOVAL, PRIMARY TREATMENT, CENTRAL DISTRICT, WWTP	WWT-M-ELVB-52WK-01	ANNUAL BUCKET ELEVATOR PM	52 W	GRIT COLLECTOR NORTH
GRIT REMOVAL, PRIMARY TREATMENT, CENTRAL DISTRICT, WWTP	WWT-M-ELVB-104WK-01	BIANNUAL BUCKET ELEVATOR PM	104 W	GRIT COLLECTOR SOUTH
GRIT REMOVAL, PRIMARY TREATMENT, CENTRAL DISTRICT, WWTP	WWT-M-ELVB-12WK-01	QUARTERLY BUCKET ELEVATOR PM	12 W	GRIT COLLECTOR SOUTH
GRIT REMOVAL, PRIMARY TREATMENT, CENTRAL DISTRICT, WWTP	WWT-M-ELVB-52WK-01	ANNUAL BUCKET ELEVATOR PM	52 W	GRIT COLLECTOR SOUTH
GRIT REMOVAL, PRIMARY TREATMENT, SOUTH DISTRICT, WWTP	WWT-M-GRBR-26WK-02	SEMIANNUAL REDUCTION GEARBOX SHEAR PIN INSPECTION PM	26 W	GRIT COLLECTOR EAST GEARBOX
GRIT REMOVAL, PRIMARY TREATMENT, SOUTH DISTRICT, WWTP	WWT-M-GRBR-26WK-02	SEMIANNUAL REDUCTION GEARBOX SHEAR PIN INSPECTION PM	26 W	GRIT COLLECTOR WEST GEARBOX
GRIT REMOVAL, PRIMARY TREATMENT, SOUTH DISTRICT, WWTP	WWT-M-GRBR-26WK-02	SEMIANNUAL REDUCTION GEARBOX SHEAR PIN INSPECTION PM	26 W	GRIT COLLECTOR 1 EAST GEARBOX
GRIT REMOVAL, PRIMARY TREATMENT, SOUTH DISTRICT, WWTP	WWT-M-GRBR-4WK-01	MONTHLY GEARBOX INSPECTION PM	4 W	GRIT COLLECTOR 1 EAST GEARBOX
GRIT REMOVAL, PRIMARY TREATMENT, SOUTH DISTRICT, WWTP	WWT-M-GRBR-26WK-02	SEMIANNUAL REDUCTION GEARBOX SHEAR PIN INSPECTION PM	26 W	GRIT COLLECTOR 2 WEST GEARBOX
GRIT REMOVAL, PRIMARY TREATMENT, SOUTH DISTRICT, WWTP	WWT-M-GRBR-4WK-01	MONTHLY GEARBOX INSPECTION PM	4 W	GRIT COLLECTOR 2 WEST GEARBOX
GRIT REMOVAL, PRIMARY TREATMENT, SOUTH DISTRICT, WWTP	WWT-M-GRBR-4WK-01	MONTHLY GEARBOX INSPECTION PM	4 W	GRIT SCREW CONVEYOR EAST GEARBOX
GRIT REMOVAL, PRIMARY TREATMENT, SOUTH DISTRICT, WWTP	WWT-M-GRBR-4WK-01	MONTHLY GEARBOX INSPECTION PM	4 W	GRIT SCREW CONVEYOR WEST GEARBOX







O2 PRODUCTION - 500-579 - WARM END AIR, SEC TREATMENT, N DIST, WWTP	WWT-I-TRX-12WK-02	QUARTERLY TRANSMITTER PM	12 W	O2 COMP 1 3RD STG INLET FLOW TRANSMITTER (FT502)
O2 PRODUCTION - 500-579 - WARM END AIR, SEC TREATMENT, N DIST, WWTP	WWT-I-TRX-12WK-01	QUARTERLY/ANNUALLY TRANSMITTER PM	12 W	O2 COMP 1 3RD STG AFT COL DSCH PRES TRX (PT506)
O2 PRODUCTION - 500-579 - WARM END AIR, SEC TREATMENT, N DIST, WWTP	WWT-E-BRK-26WK-01	SEMIANNUAL/ ANNUAL BREAKER PM	26 W	O2 COMP 2 MOTOR CIRCUIT BREAKER
O2 PRODUCTION - 500-579 - WARM END AIR, SEC TREATMENT, N DIST, WWTP	WWT-E-MTRI-52WK-02	ANNUAL INDUCTION MOTOR OIL CHANGE	52 W	O2 COMP 2 MOTOR
O2 PRODUCTION - 500-579 - WARM END AIR, SEC TREATMENT, N DIST, WWTP	WWT-I-TRX-12WK-02	QUARTERLY TRANSMITTER PM	12 W	O2 COMP 2 3RD STG INLET FLOW TRANSMITTER (FT502)
O2 PRODUCTION - 500-579 - WARM END AIR, SEC TREATMENT, N DIST, WWTP	WWT-I-TRX-12WK-01	QUARTERLY/ANNUALLY TRANSMITTER PM	12 W	O2 COMP 2 3RD STG AFT COL DSCH PRES TRX (PT506)
O2 PRODUCTION - 500-579 - WARM END AIR, SEC TREATMENT, N DIST, WWTP	WWT-E-BRK-26WK-01	SEMIANNUAL/ ANNUAL BREAKER PM	26 W	O2 COMP 4 MOTOR STARTER BREAKER CELL 52H
O2 PRODUCTION - 500-579 - WARM END AIR, SEC TREATMENT, N DIST, WWTP	WWT-E-BRK-26WK-01	SEMIANNUAL/ ANNUAL BREAKER PM	26 W	O2 COMP 4 MOTOR STARTER BREAKER CELL 52 I
O2 PRODUCTION - 500-579 - WARM END AIR, SEC TREATMENT, N DIST, WWTP	WWT-E-MTRI-52WK-02	ANNUAL INDUCTION MOTOR OIL CHANGE	52 W	O2 COMP 4 MOTOR
O2 PRODUCTION - 500-579 - WARM END AIR, SEC TREATMENT, N DIST, WWTP	WWT-I-TRX-12WK-01	QUARTERLY/ANNUALLY TRANSMITTER PM	12 W	O2 COMP 4 3RD STG AFT COL DSCH PRES TRX (PT506)
O2 PRODUCTION - 500-579 - WARM END AIR, SEC TREATMENT, N DIST, WWTP	WWT-I-TRX-12WK-02	QUARTERLY TRANSMITTER PM	12 W	O2 COMP 3 3RD STG INLET FLOW TRANSMITTER (FT502)
O2 PRODUCTION - 500-579 - WARM END AIR, SEC TREATMENT, N DIST, WWTP	WWT-E-BRK-26WK-01	SEMIANNUAL/ ANNUAL BREAKER PM	26 W	OXYGEN COMP 6 MOTOR RUN BREAKER CELL 52 C
O2 PRODUCTION - 500-579 - WARM END AIR, SEC TREATMENT, S DIST, WWTP	WWT-M-CMP-52WK-02	ANNUAL O2 PLANT FACILITY COMPRESSOR PM	52 W	O2 COMP 1
O2 PRODUCTION - 500-579 - WARM END AIR, SEC TREATMENT, S DIST, WWTP	WWT-M-CMPC-52WK-01	ANNUAL CENTRIFUGAL COMPRESSOR PREDICTIVE VIBRATION ANALYSIS BY CONTR/	52 W	O2 COMP 1
O2 PRODUCTION - 500-579 - WARM END AIR, SEC TREATMENT, S DIST, WWTP	WWT-M-CMP-52WK-02	ANNUAL O2 PLANT FACILITY COMPRESSOR PM	52 W	O2 COMP 2
O2 PRODUCTION - 500-579 - WARM END AIR, SEC TREATMENT, S DIST, WWTP	WWT-M-CMPC-52WK-01	ANNUAL CENTRIFUGAL COMPRESSOR PREDICTIVE VIBRATION ANALYSIS BY CONTR/	52 W	O2 COMP 2
O2 PRODUCTION - 500-579 - WARM END AIR, SEC TREATMENT, S DIST, WWTP	WWT-M-FLTA-52WK-01	ANNUAL CARTRIDGE FILTER PM	52 W	O2 COMP 1 INLET FILTER
O2 PRODUCTION - 500-579 - WARM END AIR, SEC TREATMENT, S DIST, WWTP	WWT-M-FLTA-52WK-01	ANNUAL CARTRIDGE FILTER PM	52 W	O2 COMP 2 INLET FILTER
O2 PRODUCTION - 500-579 - WARM END AIR, SEC TREATMENT, S DIST, WWTP	WWT-E-MTRI-156WK-01	22000 HR /3 YR INDUCTION MOTOR PM	156 W	O2 COMP 1 MOTOR
O2 PRODUCTION - 500-579 - WARM END AIR, SEC TREATMENT, S DIST, WWTP	WWT-E-MTRI-52WK-02	ANNUAL INDUCTION MOTOR OIL CHANGE	52 W	O2 COMP 1 MOTOR
O2 PRODUCTION - 500-579 - WARM END AIR, SEC TREATMENT, S DIST, WWTP	WWT-E-MTRI-156WK-01	22000 HR /3 YR INDUCTION MOTOR PM	156 W	O2 COMP 2 MOTOR
O2 PRODUCTION - 500-579 - WARM END AIR, SEC TREATMENT, S DIST, WWTP	WWT-E-MTRI-52WK-02	ANNUAL INDUCTION MOTOR OIL CHANGE	52 W	O2 COMP 2 MOTOR
O2 PRODUCTION - 500-579 - WARM END AIR, SEC TREATMENT, S DIST, WWTP	WWT-I-TRX-12WK-01	QUARTERLY/ANNUALLY TRANSMITTER PM	12 W	O2 COMP 1 3RD STG AFTCOL DSCH PRES TRX (PT506)
O2 PRODUCTION - 500-579 - WARM END AIR, SEC TREATMENT, S DIST, WWTP	WWT-I-TRX-12WK-02	QUARTERLY TRANSMITTER PM	12 W	O2 COMP 1 3RD STG AFTCOL DSCH PRES TRX (PT506)
O2 PRODUCTION - 500-579 - WARM END AIR, SEC TREATMENT, S DIST, WWTP	WWT-I-TRX-12WK-01	QUARTERLY/ANNUALLY TRANSMITTER PM	12 W	O2 COMP 2 3RD STG AFTCOL DSCH PRES TRX (PT506)
O2 PRODUCTION - 500-579 - WARM END AIR, SEC TREATMENT, S DIST, WWTP	WWT-M-CMP-52WK-02	ANNUAL O2 PLANT FACILITY COMPRESSOR PM	52 W	O2 COMP 3
O2 PRODUCTION - 500-579 - WARM END AIR, SEC TREATMENT, S DIST, WWTP	WWT-M-CMPC-52WK-01	ANNUAL CENTRIFUGAL COMPRESSOR PREDICTIVE VIBRATION ANALYSIS BY CONTR/	52 W	O2 COMP 3
O2 PRODUCTION - 500-579 - WARM END AIR, SEC TREATMENT, S DIST, WWTP	WWT-M-FLTA-52WK-01	ANNUAL CARTRIDGE FILTER PM	52 W	O2 COMP 3 INLET FILTER
O2 PRODUCTION - 500-579 - WARM END AIR, SEC TREATMENT, S DIST, WWTP	WWT-E-MTRI-156WK-01	22000 HR /3 YR INDUCTION MOTOR PM	156 W	O2 COMP 3 MOTOR
O2 PRODUCTION - 500-579 - WARM END AIR, SEC TREATMENT, S DIST, WWTP	WWT-E-MTRI-52WK-02	ANNUAL INDUCTION MOTOR OIL CHANGE	52 W	O2 COMP 3 MOTOR
O2 PRODUCTION - 600-699 - OXYGEN, SEC TREATMENT, CENT DIST, WWTP	WWT-E-BRK-26WK-01	SEMIANNUAL/ ANNUAL BREAKER PM	26 W	MOTOR CONTROL CENTER DRIOX FEEDER BREAKER A
O2 PRODUCTION - 600-699 - OXYGEN, SEC TREATMENT, CENT DIST, WWTP	WWT-E-BRK-26WK-01	SEMIANNUAL/ ANNUAL BREAKER PM	26 W	MOTOR CONTROL CENTER DRIOX FEEDER BREAKER B
O2 PRODUCTION - 600-699 - OXYGEN, SEC TREATMENT, CENT DIST, WWTP	WWT-E-MCC-52WK-01	ANNUAL MOTOR CONTROL CENTER PM	52 W	MOTOR CONTROL CENTER DRIOX
O2 PRODUCTION - 600-699 - OXYGEN, SEC TREATMENT, CENT DIST, WWTP	WWT-O-TNKP-52WK-01	OPS-ANNUAL OXYGEN PRESSURIZED TANK PM	52 W	OXYGEN STORAGE DRIOX TANK 1
O2 PRODUCTION - 600-699 - OXYGEN, SEC TREATMENT, CENT DIST, WWTP	WWT-O-TNKP-52WK-01	OPS-ANNUAL OXYGEN PRESSURIZED TANK PM	52 W	OXYGEN STORAGE DRIOX TANK2
O2 PRODUCTION - 600-699 - OXYGEN, SEC TREATMENT, CENT DIST, WWTP	WWT-O-TNKP-52WK-01	OPS-ANNUAL OXYGEN PRESSURIZED TANK PM	52 W	OXYGEN STORAGE DRIOX TANK 3
O2 PRODUCTION - 600-699 - OXYGEN, SEC TREATMENT, CENT DIST, WWTP	WWT-O-TNKP-52WK-01	OPS-ANNUAL OXYGEN PRESSURIZED TANK PM	52 W	OXYGEN STORAGE DRIOX TANK 4
O2 PRODUCTION - 600-699 - OXYGEN, SEC TREATMENT, N DIST, WWTP	WWT-I-TRX-12WK-01	QUARTERLY/ANNUALLY TRANSMITTER PM	12 W	O2 FAC 1 LIQ OXY STOR SPHR LEVEL TRX (LT623)
O2 PRODUCTION - 600-699 - OXYGEN, SEC TREATMENT, N DIST, WWTP	WWT-I-TRX-12WK-02	QUARTERLY TRANSMITTER PM	12 W	O2 PLT 1 PROD OXYGEN FLOW TRANSMITTER (FT600)
O2 PRODUCTION - 600-699 - OXYGEN, SEC TREATMENT, N DIST, WWTP	WWT-I-TRX-12WK-02	QUARTERLY TRANSMITTER PM	12 W	O2 PLT 2 PROD OXY FLOW TRANSMITTER (FT600)
O2 PRODUCTION - 600-699 - OXYGEN, SEC TREATMENT, N DIST, WWTP	WWT-I-TRX-12WK-02	QUARTERLY TRANSMITTER PM	12 W	O2 PLT 3 PROD OXY FLOW TRANSMITTER (FT600)
O2 PRODUCTION - 600-699 - OXYGEN, SEC TREATMENT, N DIST, WWTP	WWT-I-TRX-12WK-01	QUARTERLY/ANNUALLY TRANSMITTER PM	12 W	O2 PLT 3 PROD OXY VENT FLOW TRANSMITTER (FT601)
O2 PRODUCTION - 600-699 - OXYGEN, SEC TREATMENT, N DIST, WWTP	WWT-I-TRX-12WK-01	QUARTERLY/ANNUALLY TRANSMITTER PM	12 W	O2 PLT 3 PROD OXY PRESSURE TRANSMITTER (PT601)
O2 PRODUCTION - 600-699 - OXYGEN, SEC TREATMENT, S DIST, WWTP	WWT-E-IR-52WK-01	ANNUAL INFRARED SCANNING	52 W	MOTOR CONTROL CENTER DRIOX
O2 PRODUCTION - 800-899 - WATER, SEC TREATMENT, S DIST, WWTP	WWT-M-GRBA-4WK-01	MONTHLY ANGLE DRIVE GEARBOX PM	4 W	COOLING TOWER 1 FAN GEARBOX
O2 PRODUCTION - 800-899 - WATER, SEC TREATMENT, S DIST, WWTP	WWT-M-GRBA-52WK-01	ANNUAL ANGLE DRIVE GEARBOX OIL CHANGE PM	52 W	COOLING TOWER 1 FAN GEARBOX
O2 PRODUCTION - 800-899 - WATER, SEC TREATMENT, S DIST, WWTP	WWT-M-GRBA-4WK-01	MONTHLY ANGLE DRIVE GEARBOX PM	4 W	COOLING TOWER 2 FAN GEARBOX
O2 PRODUCTION - 800-899 - WATER, SEC TREATMENT, S DIST, WWTP	WWT-M-GRBA-52WK-01	ANNUAL ANGLE DRIVE GEARBOX OIL CHANGE PM	52 W	COOLING TOWER 2 FAN GEARBOX
O2 PRODUCTION - 800-899 - WATER, SEC TREATMENT, S DIST, WWTP	WWT-M-GRBA-4WK-01	MONTHLY ANGLE DRIVE GEARBOX PM	4 W	COOLING TOWER 3 FAN GEARBOX
O2 PRODUCTION - 800-899 - WATER, SEC TREATMENT, S DIST, WWTP	WWT-M-GRBA-52WK-01	ANNUAL ANGLE DRIVE GEARBOX OIL CHANGE PM	52 W	COOLING TOWER 3 FAN GEARBOX
O2 PRODUCTION - 800-899 - WATER, SEC TREATMENT, S DIST, WWTP	WWT-M-GRBA-4WK-01	MONTHLY ANGLE DRIVE GEARBOX PM	4 W	COOLING TOWER 4 FAN GEARBOX
O2 PRODUCTION - 800-899 - WATER, SEC TREATMENT, S DIST, WWTP	WWT-M-GRBA-52WK-01	ANNUAL ANGLE DRIVE GEARBOX OIL CHANGE PM	52 W	COOLING TOWER 4 FAN GEARBOX
OXYGEN PLANT 1, NORTH WASTE WATER TREATMENT	WWT-E-HTR-104WK-01	BIANNUAL HEATER PM	104 W	OXYGEN PLANT 1, NORTH WASTE WATER TREATMENT
OXYGEN PLANT 1, NORTH WASTE WATER TREATMENT	WWT-E-IR-52WK-01	ANNUAL INFRARED SCANNING	52 W	OXYGEN PLANT 1, NORTH WASTE WATER TREATMENT
OXYGEN PLANT 1, NORTH WASTE WATER TREATMENT	WWT-E-MTRI-52WK-01	ANNUAL INDUCTION MOTOR PM	52 W	OXYGEN PLANT 1, NORTH WASTE WATER TREATMENT
OXYGEN PLANT 1, NORTH WASTE WATER TREATMENT	WWT-E-RLY-104WK-01	BIANNUAL PROTECTIVE RELAY CALIBRATION	104 W	OXYGEN PLANT 1, NORTH WASTE WATER TREATMENT
OXYGEN PLANT 1, NORTH WASTE WATER TREATMENT	WWT-I-SWT-12WK-01	QUARTERLY SWITCH PM	12 W	OXYGEN PLANT 1, NORTH WASTE WATER TREATMENT
OXYGEN PLANT 1, NORTH WASTE WATER TREATMENT	WWT-M-CMP-52WK-01	ANNUAL COMPRESSOR OIL CHANGE	52 W	OXYGEN PLANT 1, NORTH WASTE WATER TREATMENT
OXYGEN PLANT 1, NORTH WASTE WATER TREATMENT	WWT-M-TNKP-52WK-01	ANNUAL PRESSURIZED TANK INSPECTION PM	52 W	OXYGEN PLANT 1, NORTH WASTE WATER TREATMENT
OXYGEN PLANT 1, NORTH WASTE WATER TREATMENT	WWT-M-VLV-12WK-01	QUARTERLY PLUG/BUTTERFLY ACTUATED VALVE LUBRICATION PM	12 W	OXYGEN PLANT 1, NORTH WASTE WATER TREATMENT
OXYGEN PLANT 1, NORTH WASTE WATER TREATMENT	WWT-O-VLV-26WK-01	OPS-SEMIANNUAL VALVE EXERCISE PM	26 W	OXYGEN PLANT 1, NORTH WASTE WATER TREATMENT
OXYGEN PLANT 1, NORTH WASTE WATER TREATMENT	WWT-O-VLV-26WK-02	OPS-SEMIANNUAL VALVE EXERCISE PM FOR O2 PLANT	26 W	OXYGEN PLANT 1, NORTH WASTE WATER TREATMENT
OXYGEN PLANT 1, NORTH WASTE WATER TREATMENT	WWT-M-CMP-52WK-02	ANNUAL O2 PLANT FACILITY COMPRESSOR PM	52 W	O2 PLANT 1-AIR COMPRESSOR 1
OXYGEN PLANT 1, NORTH WASTE WATER TREATMENT	WWT-M-CMPC-52WK-01	ANNUAL CENTRIFUGAL COMPRESSOR PREDICTIVE VIBRATION ANALYSIS BY CONTR/	52 W	O2 PLANT 1-AIR COMPRESSOR 1
OXYGEN PLANT 1, NORTH WASTE WATER TREATMENT	WWT-E-BRK-26WK-01	SEMIANNUAL/ ANNUAL BREAKER PM	26 W	MOTOR CONTROL CENTER 3 MAIN BREAKER (UNIT 9)
OXYGEN PLANT 1, NORTH WASTE WATER TREATMENT	WWT-E-BRK-26WK-01	SEMIANNUAL/ ANNUAL BREAKER PM	26 W	MOTOR CONTROL CENTER 3 TIE BREAKER (UNIT 10)
OXYGEN PLANT 1, NORTH WASTE WATER TREATMENT	WWT-E-MCC-52WK-01	ANNUAL MOTOR CONTROL CENTER PM	52 W	O2 PLANT ELECTRIC MOTOR CONTROL CENTER 3
OXYGEN PLANT 1, NORTH WASTE WATER TREATMENT	WWT-E-TRND-52WK-01	ANNUAL DRY STEPDOWN TRANSFORMER	52 W	MOTOR CONTROL CENTER 3 MAIN BREAKER POT TRN ASSEM
OXYGEN PLANT 1, NORTH WASTE WATER TREATMENT	WWT-E-TRND-52WK-01	ANNUAL DRY STEPDOWN TRANSFORMER	52 W	TRANSFORMER 1 480/208V
OXYGEN PLANT 1, NORTH WASTE WATER TREATMENT	WWT-I-TRX-12WK-02	QUARTERLY TRANSMITTER PM	12 W	O2 PLT 1 UNBALANCED AIR FLOW TRANSMITTER (FT115)
OXYGEN PLANT 1, NORTH WASTE WATER TREATMENT	WWT-I-TRX-12WK-02	QUARTERLY TRANSMITTER PM	12 W	O2 PLT 1 UNBALANCED AIR FLOW TRANSMITTER (FT120)
OXYGEN PLANT 1, NORTH WASTE WATER TREATMENT	WWT-I-TRX-12WK-01	QUARTERLY/ANNUALLY TRANSMITTER PM	12 W	O2 PLT 1 COLD END DELTA T TEMP DIFF TRX (TDT186)

OXYGEN PLANT 1, NORTH WASTE WATER TREATMENT	WWT-M-TRBE-52WK-01	ANNUAL OXYGEN PLANT EXPANSION TURBINE PM	52 W	O2 PLT 1 EXP TURBINE
OXYGEN PLANT 1, NORTH WASTE WATER TREATMENT	WWT-I-TRX-12WK-01	QUARTERLY/ANNUALLY TRANSMITTER PM	12 W	O2 PLT 1 TURBINE INLET SCREEN DELTA P TRANSMITTER (PDT-215-1)
OXYGEN PLANT 1, NORTH WASTE WATER TREATMENT	WWT-I-TRX-12WK-02	QUARTERLY TRANSMITTER PM	12 W	O2 PLT 1 TURBINE INLET PRES TRANSMITTER (PT214)
OXYGEN PLANT 1, NORTH WASTE WATER TREATMENT	WWT-I-TRX-12WK-02	QUARTERLY TRANSMITTER PM	12 W	O2 PLT 1 TURBINE OUTLET PRES TRANSMITTER (PT216)
OXYGEN PLANT 1, NORTH WASTE WATER TREATMENT	WWT-I-TRX-12WK-02	QUARTERLY TRANSMITTER PM	12 W	O2 PLT 1 SHELF TRANSFER FLOW TRANSMITTER (FT340)
OXYGEN PLANT 1, NORTH WASTE WATER TREATMENT	WWT-I-TRX-12WK-01	QUARTERLY/ANNUALLY TRANSMITTER PM	12 W	O2 PLT 1 KETTLE LIQ LEVEL TRANSMITTER (LT330)
OXYGEN PLANT 1, NORTH WASTE WATER TREATMENT	WWT-I-TRX-12WK-01	QUARTERLY/ANNUALLY TRANSMITTER PM	12 W	O2 PLT 1 MAIN CNDS LIQUID LEVEL TRX (LT352)
OXYGEN PLANT 1, NORTH WASTE WATER TREATMENT	WWT-I-TRX-12WK-01	QUARTERLY/ANNUALLY TRANSMITTER PM	12 W	O2 PLT 1 MAIN CONDENSOR LEVEL #2 TRANSMITTER (LT-352-2-1)
OXYGEN PLANT 1, NORTH WASTE WATER TREATMENT	WWT-I-TRX-12WK-02	QUARTERLY TRANSMITTER PM	12 W	O2 PLT 1 LOWER COLUMN PRES TRANSMITTER (PT300)
OXYGEN PLANT 1, NORTH WASTE WATER TREATMENT	WWT-I-TRX-12WK-02	QUARTERLY TRANSMITTER PM	12 W	O2 PLT 1 UPPER COLUMN PRES TRANSMITTER (PT349)
OXYGEN PLANT 1, NORTH WASTE WATER TREATMENT	WWT-I-TRX-12WK-02	QUARTERLY TRANSMITTER PM	12 W	O2 PLT 1 MAIN CONDENSOR PRES TRANSMITTER (PT352)
OXYGEN PLANT 1, NORTH WASTE WATER TREATMENT	WWT-E-BRK-26WK-01	SEMIANNUAL/ ANNUAL BREAKER PM	26 W	O2 COMP 1 MOTOR CIRCUIT BREAKER
OXYGEN PLANT 1, NORTH WASTE WATER TREATMENT	WWT-E-MTRI-52WK-02	ANNUAL INDUCTION MOTOR OIL CHANGE	52 W	O2 COMP 1 MOTOR
OXYGEN PLANT 1, NORTH WASTE WATER TREATMENT	WWT-O-TNKP-52WK-01	OPS-ANNUAL OXYGEN PRESSURIZED TANK PM	52 W	O2 PLT 1 AIR SURGE TANK
OXYGEN PLANT 1, NORTH WASTE WATER TREATMENT	WWT-I-TRX-12WK-02	QUARTERLY TRANSMITTER PM	12 W	O2 COMP 1 3RD STG INLET FLOW TRANSMITTER (FT502)
OXYGEN PLANT 1, NORTH WASTE WATER TREATMENT	WWT-I-TRX-12WK-01	QUARTERLY/ANNUALLY TRANSMITTER PM	12 W	O2 COMP 1 3RD STG AFT COL DSCH PRES TRX (PT506)
OXYGEN PLANT 1, NORTH WASTE WATER TREATMENT	WWT-I-TRX-12WK-02	QUARTERLY TRANSMITTER PM	12 W	O2 PLT 1 PROD OXYGEN FLOW TRANSMITTER (FT600)
OXYGEN PLANT 3, CENTRAL WASTE WATER TREATMENT	SCA-T-104WK-01	SCADA-BIENNIAL RTU/RADIO PM	104 W	OXYGEN PLANT 3, CENTRAL WASTE WATER TREATMENT
OXYGEN PLANT 3, CENTRAL WASTE WATER TREATMENT	WWT-E-HTR-104WK-01	BIENNIAL HEATER PM	104 W	OXYGEN PLANT 3, CENTRAL WASTE WATER TREATMENT
OXYGEN PLANT 3, CENTRAL WASTE WATER TREATMENT	WWT-E-MTRI-52WK-01	ANNUAL INDUCTION MOTOR PM	52 W	OXYGEN PLANT 3, CENTRAL WASTE WATER TREATMENT
OXYGEN PLANT 3, CENTRAL WASTE WATER TREATMENT	WWT-O-VLV-26WK-02	OPS-SEMIANNUAL VALVE EXERCISE PM FOR O2 PLANT	26 W	OXYGEN PLANT 3, CENTRAL WASTE WATER TREATMENT
OXYGEN PLANT 3, CENTRAL WASTE WATER TREATMENT	WWT-M-VLV-12WK-01	QUARTERLY PLUG/BUTTERFLY ACTUATED VALVE LUBRICATION PM	12 W	O2 PLT 3 A PASS AIR SWITCHING VALVE FV111A
OXYGEN PLANT 3, CENTRAL WASTE WATER TREATMENT	WWT-M-VLV-12WK-01	QUARTERLY PLUG/BUTTERFLY ACTUATED VALVE LUBRICATION PM	12 W	O2 PLT 3 B PASS AIR SWITCHING VALVE FV112A
OXYGEN PLANT 3, CENTRAL WASTE WATER TREATMENT	WWT-M-VLV-12WK-01	QUARTERLY PLUG/BUTTERFLY ACTUATED VALVE LUBRICATION PM	12 W	O2 PLT 3 A PASS NITROGEN SWITCHING VALVE FV113N
OXYGEN PLANT 3, CENTRAL WASTE WATER TREATMENT	WWT-M-VLV-12WK-01	QUARTERLY PLUG/BUTTERFLY ACTUATED VALVE LUBRICATION PM	12 W	O2 PLT 3 B PASS NITROGEN SWITCHING VALVE FV114N
OXYGEN PLANT 3, CENTRAL WASTE WATER TREATMENT	WWT-M-TRBE-52WK-01	ANNUAL OXYGEN PLANT EXPANSION TURBINE PM	52 W	O2 PLT 3 EXP TURBINE
OXYGEN PLANT 3, CENTRAL WASTE WATER TREATMENT	WWT-M-TNKP-52WK-01	ANNUAL PRESSURIZED TANK INSPECTION PM	52 W	O2 PLT 3 AIR SURGE TANK
OXYGEN PRODUCTION FACILITY 1, CENTRAL WASTE WATER TREATMENT	WWT-E-HTR-104WK-01	BIENNIAL HEATER PM	104 W	OXYGEN PRODUCTION FACILITY 1, CENTRAL WASTE WATER TREATMENT
OXYGEN PRODUCTION FACILITY 1, CENTRAL WASTE WATER TREATMENT	WWT-E-IR-52WK-01	ANNUAL INFRARED SCANNING	52 W	OXYGEN PRODUCTION FACILITY 1, CENTRAL WASTE WATER TREATMENT
OXYGEN PRODUCTION FACILITY 1, CENTRAL WASTE WATER TREATMENT	WWT-E-MTRI-52WK-01	ANNUAL INDUCTION MOTOR PM	52 W	OXYGEN PRODUCTION FACILITY 1, CENTRAL WASTE WATER TREATMENT
OXYGEN PRODUCTION FACILITY 1, CENTRAL WASTE WATER TREATMENT	WWT-E-PNLB-52WK-01	ANNUAL BREAKER PANEL PM	52 W	OXYGEN PRODUCTION FACILITY 1, CENTRAL WASTE WATER TREATMENT
OXYGEN PRODUCTION FACILITY 1, CENTRAL WASTE WATER TREATMENT	WWT-E-RLY-104WK-01	BIENNIAL PROTECTIVE RELAY CALIBRATION	104 W	OXYGEN PRODUCTION FACILITY 1, CENTRAL WASTE WATER TREATMENT
OXYGEN PRODUCTION FACILITY 1, CENTRAL WASTE WATER TREATMENT	WWT-I-SWT-12WK-01	QUARTERLY SWITCH PM	12 W	OXYGEN PRODUCTION FACILITY 1, CENTRAL WASTE WATER TREATMENT
OXYGEN PRODUCTION FACILITY 1, CENTRAL WASTE WATER TREATMENT	WWT-M-CMP-52WK-01	ANNUAL COMPRESSOR OIL CHANGE	52 W	OXYGEN PRODUCTION FACILITY 1, CENTRAL WASTE WATER TREATMENT
OXYGEN PRODUCTION FACILITY 1, CENTRAL WASTE WATER TREATMENT	WWT-M-CMPR-4WK-01	MONTHLY RECIPROCATING COMPRESSOR PM	4 W	OXYGEN PRODUCTION FACILITY 1, CENTRAL WASTE WATER TREATMENT
OXYGEN PRODUCTION FACILITY 1, CENTRAL WASTE WATER TREATMENT	WWT-M-GRBA-4WK-01	MONTHLY ANGLE DRIVE GEARBOX PM	4 W	OXYGEN PRODUCTION FACILITY 1, CENTRAL WASTE WATER TREATMENT
OXYGEN PRODUCTION FACILITY 1, CENTRAL WASTE WATER TREATMENT	WWT-M-PMPC-26WK-01	SEMIANNUAL CENTRIFUGAL PUMP PM	26 W	OXYGEN PRODUCTION FACILITY 1, CENTRAL WASTE WATER TREATMENT
OXYGEN PRODUCTION FACILITY 1, CENTRAL WASTE WATER TREATMENT	WWT-M-PMPC-4WK-01	MONTHLY CENTRIFUGAL PUMP PM	4 W	OXYGEN PRODUCTION FACILITY 1, CENTRAL WASTE WATER TREATMENT
OXYGEN PRODUCTION FACILITY 1, CENTRAL WASTE WATER TREATMENT	WWT-O-LOC-4WK-01	OPS-MONTHLY BUILDING INSPECTION PM	4 W	OXYGEN PRODUCTION FACILITY 1, CENTRAL WASTE WATER TREATMENT
OXYGEN PRODUCTION FACILITY 1, CENTRAL WASTE WATER TREATMENT	WWT-O-VLV-26WK-02	OPS-SEMIANNUAL VALVE EXERCISE PM FOR O2 PLANT	26 W	OXYGEN PRODUCTION FACILITY 1, CENTRAL WASTE WATER TREATMENT
OXYGEN PRODUCTION FACILITY 1, CENTRAL WASTE WATER TREATMENT	WWT-E-BRK-26WK-01	SEMIANNUAL/ ANNUAL BREAKER PM	26 W	MOTOR CONTROL CENTER A TIE BREAKER (PLANT 1)
OXYGEN PRODUCTION FACILITY 1, CENTRAL WASTE WATER TREATMENT	WWT-E-BRK-26WK-01	SEMIANNUAL/ ANNUAL BREAKER PM	26 W	MOTOR CONTROL CENTER B TIE BREAKER (PLANT 2)
OXYGEN PRODUCTION FACILITY 1, CENTRAL WASTE WATER TREATMENT	WWT-E-TRND-52WK-01	ANNUAL DRY STEPDOWN TRANSFORMER	52 W	STEPDOWN TRANSFORMER 480-120/208V
OXYGEN PRODUCTION FACILITY 1, CENTRAL WASTE WATER TREATMENT	WWT-M-CMP-52WK-02	ANNUAL O2 PLANT FACILITY COMPRESSOR PM	52 W	O2 COMP 1
OXYGEN PRODUCTION FACILITY 1, CENTRAL WASTE WATER TREATMENT	WWT-M-CMPC-52WK-01	ANNUAL CENTRIFUGAL COMPRESSOR PREDICTIVE VIBRATION ANALYSIS BY CONTR/	52 W	O2 COMP 1
OXYGEN PRODUCTION FACILITY 1, CENTRAL WASTE WATER TREATMENT	WWT-M-CMP-52WK-02	ANNUAL O2 PLANT FACILITY COMPRESSOR PM	52 W	O2 COMP 2
OXYGEN PRODUCTION FACILITY 1, CENTRAL WASTE WATER TREATMENT	WWT-M-CMPC-52WK-01	ANNUAL CENTRIFUGAL COMPRESSOR PREDICTIVE VIBRATION ANALYSIS BY CONTR/	52 W	O2 COMP 2
OXYGEN PRODUCTION FACILITY 1, CENTRAL WASTE WATER TREATMENT	WWT-E-MTRI-12WK-01	QUARTERLY/ SEMI-ANNUAL O2 TRAIN INDUCTION MOTOR PM	12 W	O2 COMP 1 MOTOR
OXYGEN PRODUCTION FACILITY 1, CENTRAL WASTE WATER TREATMENT	WWT-E-MTRI-156WK-01	22000 HR /3 YR INDUCTION MOTOR PM	156 W	O2 COMP 1 MOTOR
OXYGEN PRODUCTION FACILITY 1, CENTRAL WASTE WATER TREATMENT	WWT-E-MTRI-52WK-02	ANNUAL INDUCTION MOTOR OIL CHANGE	52 W	O2 COMP 1 MOTOR
OXYGEN PRODUCTION FACILITY 1, CENTRAL WASTE WATER TREATMENT	WWT-E-MTRI-12WK-01	QUARTERLY/ SEMI-ANNUAL O2 TRAIN INDUCTION MOTOR PM	12 W	O2 COMP 2 MOTOR
OXYGEN PRODUCTION FACILITY 1, CENTRAL WASTE WATER TREATMENT	WWT-E-MTRI-156WK-01	22000 HR /3 YR INDUCTION MOTOR PM	156 W	O2 COMP 2 MOTOR
OXYGEN PRODUCTION FACILITY 1, CENTRAL WASTE WATER TREATMENT	WWT-E-MTRI-52WK-02	ANNUAL INDUCTION MOTOR OIL CHANGE	52 W	O2 COMP 2 MOTOR
OXYGEN PRODUCTION FACILITY 1, CENTRAL WASTE WATER TREATMENT	WWT-I-TRX-12WK-01	QUARTERLY/ANNUALLY TRANSMITTER PM	12 W	O2 COMP 2 3RD STG AFTCOL DSCH PRES TRX (PT506)
OXYGEN PRODUCTION FACILITY 1, CENTRAL WASTE WATER TREATMENT	WWT-I-TRX-12WK-01	QUARTERLY/ANNUALLY TRANSMITTER PM	12 W	O2 COMP 1 3RD STG AFTCOL DSCH PRES TRX (PT506)
OXYGEN PRODUCTION FACILITY 1, CENTRAL WASTE WATER TREATMENT	WWT-E-BRK-26WK-01	SEMIANNUAL/ ANNUAL BREAKER PM	26 W	MOTOR CONTROL CENTER DRIOX FEEDER BREAKER A
OXYGEN PRODUCTION FACILITY 1, CENTRAL WASTE WATER TREATMENT	WWT-E-BRK-26WK-01	SEMIANNUAL/ ANNUAL BREAKER PM	26 W	MOTOR CONTROL CENTER DRIOX FEEDER BREAKER B
OXYGEN PRODUCTION FACILITY 1, CENTRAL WASTE WATER TREATMENT	WWT-E-MCC-52WK-01	ANNUAL MOTOR CONTROL CENTER PM	52 W	MOTOR CONTROL CENTER DRIOX
OXYGEN PRODUCTION FACILITY 1, NORTH WASTE WATER TREATMENT	SCA-T-104WK-01	SCADA-BIENNIAL RTU/RADIO PM	104 W	OXYGEN PRODUCTION FACILITY 1, NORTH WASTE WATER TREATMENT
OXYGEN PRODUCTION FACILITY 1, NORTH WASTE WATER TREATMENT	WWT-E-CNTPLC-52WK-01	ANNUAL PLC/POWER FACTOR CONTROLLER PM	52 W	OXYGEN PRODUCTION FACILITY 1, NORTH WASTE WATER TREATMENT
OXYGEN PRODUCTION FACILITY 1, NORTH WASTE WATER TREATMENT	WWT-E-HTR-104WK-01	BIENNIAL HEATER PM	104 W	OXYGEN PRODUCTION FACILITY 1, NORTH WASTE WATER TREATMENT
OXYGEN PRODUCTION FACILITY 1, NORTH WASTE WATER TREATMENT	WWT-E-IR-52WK-01	ANNUAL INFRARED SCANNING	52 W	OXYGEN PRODUCTION FACILITY 1, NORTH WASTE WATER TREATMENT
OXYGEN PRODUCTION FACILITY 1, NORTH WASTE WATER TREATMENT	WWT-E-MTRI-52WK-01	ANNUAL INDUCTION MOTOR PM	52 W	OXYGEN PRODUCTION FACILITY 1, NORTH WASTE WATER TREATMENT
OXYGEN PRODUCTION FACILITY 1, NORTH WASTE WATER TREATMENT	WWT-E-PNLB-52WK-01	ANNUAL BREAKER PANEL PM	52 W	OXYGEN PRODUCTION FACILITY 1, NORTH WASTE WATER TREATMENT
OXYGEN PRODUCTION FACILITY 1, NORTH WASTE WATER TREATMENT	WWT-E-RLY-104WK-01	BIENNIAL PROTECTIVE RELAY CALIBRATION	104 W	OXYGEN PRODUCTION FACILITY 1, NORTH WASTE WATER TREATMENT
OXYGEN PRODUCTION FACILITY 1, NORTH WASTE WATER TREATMENT	WWT-E-SWG-52WK-01	ANNUAL 480 VOLT SWITCHGEAR PM	52 W	OXYGEN PRODUCTION FACILITY 1, NORTH WASTE WATER TREATMENT
OXYGEN PRODUCTION FACILITY 1, NORTH WASTE WATER TREATMENT	WWT-I-SWT-12WK-01	QUARTERLY SWITCH PM	12 W	OXYGEN PRODUCTION FACILITY 1, NORTH WASTE WATER TREATMENT
OXYGEN PRODUCTION FACILITY 1, NORTH WASTE WATER TREATMENT	WWT-M-CMP-52WK-01	ANNUAL COMPRESSOR OIL CHANGE	52 W	OXYGEN PRODUCTION FACILITY 1, NORTH WASTE WATER TREATMENT
OXYGEN PRODUCTION FACILITY 1, NORTH WASTE WATER TREATMENT	WWT-M-CMPRS-4WK-01	MONTHLY ROTARY SCREW COMPRESSOR PM	4 W	OXYGEN PRODUCTION FACILITY 1, NORTH WASTE WATER TREATMENT
OXYGEN PRODUCTION FACILITY 1, NORTH WASTE WATER TREATMENT	WWT-M-FANCB-12WK-01	QUARTERLY CENTRIFUGAL BELT DRIVEN FAN PM	12 W	OXYGEN PRODUCTION FACILITY 1, NORTH WASTE WATER TREATMENT
OXYGEN PRODUCTION FACILITY 1, NORTH WASTE WATER TREATMENT	WWT-M-GRBR-12WK-01	QUARTERLY GEARBOX INSPECTION PM	12 W	OXYGEN PRODUCTION FACILITY 1, NORTH WASTE WATER TREATMENT
OXYGEN PRODUCTION FACILITY 1, NORTH WASTE WATER TREATMENT	WWT-M-GRBR-4WK-01	MONTHLY GEARBOX INSPECTION PM	4 W	OXYGEN PRODUCTION FACILITY 1, NORTH WASTE WATER TREATMENT

OXYGEN PRODUCTION FACILITY 1, NORTH WASTE WATER TREATMENT	WWT-M-GRBR-52WK-01	ANNUAL GEARBOX COUPLING PM	52 W	OXYGEN PRODUCTION FACILITY 1, NORTH WASTE WATER TREATMENT
OXYGEN PRODUCTION FACILITY 1, NORTH WASTE WATER TREATMENT	WWT-M-PMPC-26WK-01	SEMIANNUAL CENTRIFUGAL PUMP PM	26 W	OXYGEN PRODUCTION FACILITY 1, NORTH WASTE WATER TREATMENT
OXYGEN PRODUCTION FACILITY 1, NORTH WASTE WATER TREATMENT	WWT-M-PMPC-4WK-01	MONTHLY CENTRIFUGAL PUMP PM	4 W	OXYGEN PRODUCTION FACILITY 1, NORTH WASTE WATER TREATMENT
OXYGEN PRODUCTION FACILITY 1, NORTH WASTE WATER TREATMENT	WWT-M-TNKP-52WK-01	ANNUAL PRESSURIZED TANK INSPECTION PM	52 W	OXYGEN PRODUCTION FACILITY 1, NORTH WASTE WATER TREATMENT
OXYGEN PRODUCTION FACILITY 1, NORTH WASTE WATER TREATMENT	WWT-O-LOC-4WK-01	OPS-MONTHLY BUILDING INSPECTION PM	4 W	OXYGEN PRODUCTION FACILITY 1, NORTH WASTE WATER TREATMENT
OXYGEN PRODUCTION FACILITY 1, NORTH WASTE WATER TREATMENT	WWT-O-VLV-26WK-02	OPS-SEMIANNUAL VALVE EXERCISE PM FOR O2 PLANT	26 W	OXYGEN PRODUCTION FACILITY 1, NORTH WASTE WATER TREATMENT
OXYGEN PRODUCTION FACILITY 1, NORTH WASTE WATER TREATMENT	WWT-M-CMP-52WK-02	ANNUAL O2 PLANT FACILITY COMPRESSOR PM	52 W	O2 FACILITY 1-AIR COMPRESSOR 3
OXYGEN PRODUCTION FACILITY 1, NORTH WASTE WATER TREATMENT	WWT-M-CMPC-52WK-01	ANNUAL CENTRIFUGAL COMPRESSOR PREDICTIVE VIBRATION ANALYSIS BY CONTR	52 W	O2 FACILITY 1-AIR COMPRESSOR 3
OXYGEN PRODUCTION FACILITY 1, NORTH WASTE WATER TREATMENT	WWT-E-BRK-26WK-01	SEMIANNUAL/ ANNUAL BREAKER PM	26 W	O2 FACILITY 1 BUS TIE 1 CIRCUIT BREAKER
OXYGEN PRODUCTION FACILITY 1, NORTH WASTE WATER TREATMENT	WWT-E-BRK-26WK-01	SEMIANNUAL/ ANNUAL BREAKER PM	26 W	O2 FACILITY 1 BUS TIE 2 CIRCUIT BREAKER
OXYGEN PRODUCTION FACILITY 1, NORTH WASTE WATER TREATMENT	WWT-E-BRK-26WK-01	SEMIANNUAL/ ANNUAL BREAKER PM	26 W	O2 FACILITY 1 MAIN CIRCUIT BREAKER 1
OXYGEN PRODUCTION FACILITY 1, NORTH WASTE WATER TREATMENT	WWT-E-BRK-26WK-01	SEMIANNUAL/ ANNUAL BREAKER PM	26 W	O2 FACILITY 1 MAIN CIRCUIT BREAKER 2
OXYGEN PRODUCTION FACILITY 1, NORTH WASTE WATER TREATMENT	WWT-E-BRK-26WK-01	SEMIANNUAL/ ANNUAL BREAKER PM	26 W	O2 FACILITY 1 STEPDOWN TRANSFORMER N CIRCUIT BRK
OXYGEN PRODUCTION FACILITY 1, NORTH WASTE WATER TREATMENT	WWT-E-BRK-26WK-01	SEMIANNUAL/ ANNUAL BREAKER PM	26 W	O2 FACILITY 1 STEPDOWN TRN S CIRCUIT BREAKER
OXYGEN PRODUCTION FACILITY 1, NORTH WASTE WATER TREATMENT	WWT-E-SWG-52WK-02	ANNUAL 4160 AND 13200 VOLTS SWITCHGEAR PM	52 W	OXYGENATION FACILITY 1 MAIN SWITCHGEAR 4160V
OXYGEN PRODUCTION FACILITY 1, NORTH WASTE WATER TREATMENT	WWT-E-TRND-52WK-01	ANNUAL DRY STEPDOWN TRANSFORMER	52 W	O2 FACILITY 1 BUS TIE 2 CIRCUIT BRK POWER TRN UNIT
OXYGEN PRODUCTION FACILITY 1, NORTH WASTE WATER TREATMENT	WWT-E-TRND-52WK-01	ANNUAL DRY STEPDOWN TRANSFORMER	52 W	O2 FACILITY 1 MAIN CIRCUIT BREAKER 1 POWER TRN
OXYGEN PRODUCTION FACILITY 1, NORTH WASTE WATER TREATMENT	WWT-E-TRND-52WK-01	ANNUAL DRY STEPDOWN TRANSFORMER	52 W	O2 FACILITY 1 MAIN CIRCUIT BREAKER 2 POWER TRN
OXYGEN PRODUCTION FACILITY 1, NORTH WASTE WATER TREATMENT	WWT-E-TRNO-52WK-01	ANNUAL OIL TRANSFORMER PM	52 W	O2 FACILITY 1 STEPDOWN TRANSFORMER NORTH
OXYGEN PRODUCTION FACILITY 1, NORTH WASTE WATER TREATMENT	WWT-E-TRNO-52WK-02	CONTRACTOR ANNUAL PREDICTIVE OIL SAMPLE STEPDOWN TRANSFORMER (NO IN	52 W	O2 FACILITY 1 STEPDOWN TRANSFORMER NORTH
OXYGEN PRODUCTION FACILITY 1, NORTH WASTE WATER TREATMENT	WWT-E-TRNO-52WK-01	ANNUAL OIL TRANSFORMER PM	52 W	O2 FACILITY 1 STEPDOWN TRANSFORMER S 4160V
OXYGEN PRODUCTION FACILITY 1, NORTH WASTE WATER TREATMENT	WWT-E-TRNO-52WK-02	CONTRACTOR ANNUAL PREDICTIVE OIL SAMPLE STEPDOWN TRANSFORMER (NO IN	52 W	O2 FACILITY 1 STEPDOWN TRANSFORMER S 4160V
OXYGEN PRODUCTION FACILITY 1, NORTH WASTE WATER TREATMENT	WWT-E-TRND-52WK-01	ANNUAL DRY STEPDOWN TRANSFORMER	52 W	O2 FACILITY 1 BUS TIE 1 CIRCUIT BRK PWR TRN ASSEM
OXYGEN PRODUCTION FACILITY 1, NORTH WASTE WATER TREATMENT	WWT-E-BRK-26WK-01	SEMIANNUAL/ ANNUAL BREAKER PM	26 W	O2 FACILITY 1 MCC1 FEEDER BREAKER
OXYGEN PRODUCTION FACILITY 1, NORTH WASTE WATER TREATMENT	WWT-E-BRK-26WK-01	SEMIANNUAL/ ANNUAL BREAKER PM	26 W	MOTOR CONTROL CENTER 4 FEEDER CIRCUIT BREAKER 1
OXYGEN PRODUCTION FACILITY 1, NORTH WASTE WATER TREATMENT	WWT-E-BRK-26WK-01	SEMIANNUAL/ ANNUAL BREAKER PM	26 W	MCC OX B FEEDER 2 CIRCUIT BREAKER
OXYGEN PRODUCTION FACILITY 1, NORTH WASTE WATER TREATMENT	WWT-E-BRK-26WK-01	SEMIANNUAL/ ANNUAL BREAKER PM	26 W	O2 FACILITY 1 MAIN DIST CENTER 1 MAIN CIRCUIT BRK
OXYGEN PRODUCTION FACILITY 1, NORTH WASTE WATER TREATMENT	WWT-E-BRK-26WK-01	SEMIANNUAL/ ANNUAL BREAKER PM	26 W	O2 FACILITY 1 MAIN DISTRIBUTION CENTER 1 TIE BRK
OXYGEN PRODUCTION FACILITY 1, NORTH WASTE WATER TREATMENT	WWT-E-BRK-26WK-01	SEMIANNUAL/ ANNUAL BREAKER PM	26 W	O2 FACILITY 1 MAIN DIST CENTER 2 MAIN CIRCUIT BRK
OXYGEN PRODUCTION FACILITY 1, NORTH WASTE WATER TREATMENT	WWT-E-BRK-26WK-01	SEMIANNUAL/ ANNUAL BREAKER PM	26 W	SERVICE BLDG FEEDER PANEL DPS MAIN CIRCUIT BREAKER
OXYGEN PRODUCTION FACILITY 1, NORTH WASTE WATER TREATMENT	WWT-E-BRK-26WK-01	SEMIANNUAL/ ANNUAL BREAKER PM	26 W	O2 FACILITY 1 AUX FEEDER CIRCUIT BREAKER 2
OXYGEN PRODUCTION FACILITY 1, NORTH WASTE WATER TREATMENT	WWT-E-BRK-26WK-01	SEMIANNUAL/ ANNUAL BREAKER PM	26 W	O2 FACILITY 1 AUX FEEDER CIRCUIT BREAKER 1
OXYGEN PRODUCTION FACILITY 1, NORTH WASTE WATER TREATMENT	WWT-E-BRK-26WK-01	SEMIANNUAL/ ANNUAL BREAKER PM	26 W	POWER PANEL 20F MAIN BREAKER
OXYGEN PRODUCTION FACILITY 1, NORTH WASTE WATER TREATMENT	WWT-E-MCC-52WK-01	ANNUAL MOTOR CONTROL CENTER PM	52 W	O2 FACILITY MOTOR CONTROL CENTER 4 (DRIOX)
OXYGEN PRODUCTION FACILITY 1, NORTH WASTE WATER TREATMENT	WWT-E-TRND-52WK-01	ANNUAL DRY STEPDOWN TRANSFORMER	52 W	75 KVA TRANSFORMER
OXYGEN PRODUCTION FACILITY 1, NORTH WASTE WATER TREATMENT	WWT-E-BRK-26WK-01	SEMIANNUAL/ ANNUAL BREAKER PM	26 W	O2 COMP 3 MOTOR CIRCUIT BREAKER
OXYGEN PRODUCTION FACILITY 1, NORTH WASTE WATER TREATMENT	WWT-E-MTRI-52WK-02	ANNUAL INDUCTION MOTOR OIL CHANGE	52 W	O2 COMP 3 MOTOR
OXYGEN PRODUCTION FACILITY 1, NORTH WASTE WATER TREATMENT	WWT-I-TRX-12WK-02	QUARTERLY TRANSMITTER PM	12 W	O2 COMP 3 3RD STG INLET FLOW TRANSMITTER (FT502)
OXYGEN PRODUCTION FACILITY 1, NORTH WASTE WATER TREATMENT	WWT-I-TRX-12WK-01	QUARTERLY/ANNUALLY TRANSMITTER PM	12 W	O2 COMP 3 3RD STG AFT COL DSCH PRES TRX (PT506)
OXYGEN PRODUCTION FACILITY 1, SOUTH WASTE WATER TREATMENT	SCA-T-104WK-01	SCADA-BIENNIAL RTU/RADIO PM	104 W	OXYGEN PRODUCTION FACILITY 1, SOUTH WASTE WATER TREATMENT
OXYGEN PRODUCTION FACILITY 1, SOUTH WASTE WATER TREATMENT	WWT-E-BRK-26WK-01	SEMIANNUAL/ ANNUAL BREAKER PM	26 W	OXYGEN PRODUCTION FACILITY 1, SOUTH WASTE WATER TREATMENT
OXYGEN PRODUCTION FACILITY 1, SOUTH WASTE WATER TREATMENT	WWT-E-HTR-104WK-01	BIENNIAL HEATER PM	104 W	OXYGEN PRODUCTION FACILITY 1, SOUTH WASTE WATER TREATMENT
OXYGEN PRODUCTION FACILITY 1, SOUTH WASTE WATER TREATMENT	WWT-E-IR-52WK-01	ANNUAL INFRARED SCANNING	52 W	OXYGEN PRODUCTION FACILITY 1, SOUTH WASTE WATER TREATMENT
OXYGEN PRODUCTION FACILITY 1, SOUTH WASTE WATER TREATMENT	WWT-E-MTRI-52WK-01	ANNUAL INDUCTION MOTOR PM	52 W	OXYGEN PRODUCTION FACILITY 1, SOUTH WASTE WATER TREATMENT
OXYGEN PRODUCTION FACILITY 1, SOUTH WASTE WATER TREATMENT	WWT-E-PNLB-52WK-01	ANNUAL BREAKER PANEL PM	52 W	OXYGEN PRODUCTION FACILITY 1, SOUTH WASTE WATER TREATMENT
OXYGEN PRODUCTION FACILITY 1, SOUTH WASTE WATER TREATMENT	WWT-I-SWT-12WK-01	QUARTERLY SWITCH PM	12 W	OXYGEN PRODUCTION FACILITY 1, SOUTH WASTE WATER TREATMENT
OXYGEN PRODUCTION FACILITY 1, SOUTH WASTE WATER TREATMENT	WWT-M-CMP-52WK-01	ANNUAL COMPRESSOR OIL CHANGE	52 W	OXYGEN PRODUCTION FACILITY 1, SOUTH WASTE WATER TREATMENT
OXYGEN PRODUCTION FACILITY 1, SOUTH WASTE WATER TREATMENT	WWT-M-FANCB-12WK-01	QUARTERLY CENTRIFUGAL BELT DRIVEN FAN PM	12 W	OXYGEN PRODUCTION FACILITY 1, SOUTH WASTE WATER TREATMENT
OXYGEN PRODUCTION FACILITY 1, SOUTH WASTE WATER TREATMENT	WWT-M-PMPC-26WK-01	SEMIANNUAL CENTRIFUGAL PUMP PM	26 W	OXYGEN PRODUCTION FACILITY 1, SOUTH WASTE WATER TREATMENT
OXYGEN PRODUCTION FACILITY 1, SOUTH WASTE WATER TREATMENT	WWT-M-PMPC-4WK-01	MONTHLY CENTRIFUGAL PUMP PM	4 W	OXYGEN PRODUCTION FACILITY 1, SOUTH WASTE WATER TREATMENT
OXYGEN PRODUCTION FACILITY 1, SOUTH WASTE WATER TREATMENT	WWT-M-VLPR-26WK-01	SEMI ANNUAL PRESSURE RELIEF VALVE PM	26 W	OXYGEN PRODUCTION FACILITY 1, SOUTH WASTE WATER TREATMENT
OXYGEN PRODUCTION FACILITY 1, SOUTH WASTE WATER TREATMENT	WWT-O-LOC-4WK-01	OPS-MONTHLY BUILDING INSPECTION PM	4 W	OXYGEN PRODUCTION FACILITY 1, SOUTH WASTE WATER TREATMENT
OXYGEN PRODUCTION FACILITY 1, SOUTH WASTE WATER TREATMENT	WWT-O-VLV-26WK-02	OPS-SEMIANNUAL VALVE EXERCISE PM FOR O2 PLANT	26 W	OXYGEN PRODUCTION FACILITY 1, SOUTH WASTE WATER TREATMENT
OXYGEN PRODUCTION FACILITY 1, SOUTH WASTE WATER TREATMENT	WWT-E-SWG-52WK-02	ANNUAL 4160 AND 13200 VOLTS SWITCHGEAR PM	52 W	O2 COMP MOTORS 4160 VOLTAGE SWTICHGEAR
OXYGEN PRODUCTION FACILITY 1, SOUTH WASTE WATER TREATMENT	WWT-E-TRND-52WK-01	ANNUAL DRY STEPDOWN TRANSFORMER	52 W	STEPDOWN TRANSFORMER 480/120-208V
OXYGEN PRODUCTION FACILITY 1, SOUTH WASTE WATER TREATMENT	WWT-E-TRND-52WK-01	ANNUAL DRY STEPDOWN TRANSFORMER	52 W	STEPDOWN TRANSFORMER 480/480-277
OXYGEN PRODUCTION FACILITY 1, SOUTH WASTE WATER TREATMENT	WWT-M-CMP-52WK-02	ANNUAL O2 PLANT FACILITY COMPRESSOR PM	52 W	O2 COMP 1
OXYGEN PRODUCTION FACILITY 1, SOUTH WASTE WATER TREATMENT	WWT-M-CMPC-52WK-01	ANNUAL CENTRIFUGAL COMPRESSOR PREDICTIVE VIBRATION ANALYSIS BY CONTR	52 W	O2 COMP 1
OXYGEN PRODUCTION FACILITY 1, SOUTH WASTE WATER TREATMENT	WWT-M-CMP-52WK-02	ANNUAL O2 PLANT FACILITY COMPRESSOR PM	52 W	O2 COMP 2
OXYGEN PRODUCTION FACILITY 1, SOUTH WASTE WATER TREATMENT	WWT-M-CMPC-52WK-01	ANNUAL CENTRIFUGAL COMPRESSOR PREDICTIVE VIBRATION ANALYSIS BY CONTR	52 W	O2 COMP 2
OXYGEN PRODUCTION FACILITY 1, SOUTH WASTE WATER TREATMENT	WWT-M-FLTA-52WK-01	ANNUAL CARTRIDGE FILTER PM	52 W	O2 COMP 1 INLET FILTER
OXYGEN PRODUCTION FACILITY 1, SOUTH WASTE WATER TREATMENT	WWT-M-FLTA-52WK-01	ANNUAL CARTRIDGE FILTER PM	52 W	O2 COMP 2 INLET FILTER
OXYGEN PRODUCTION FACILITY 1, SOUTH WASTE WATER TREATMENT	WWT-E-MTRI-156WK-01	22000 HR /3 YR INDUCTION MOTOR PM	156 W	O2 COMP 1 MOTOR
OXYGEN PRODUCTION FACILITY 1, SOUTH WASTE WATER TREATMENT	WWT-E-MTRI-52WK-02	ANNUAL INDUCTION MOTOR OIL CHANGE	52 W	O2 COMP 1 MOTOR
OXYGEN PRODUCTION FACILITY 1, SOUTH WASTE WATER TREATMENT	WWT-E-MTRI-156WK-01	22000 HR /3 YR INDUCTION MOTOR PM	156 W	O2 COMP 2 MOTOR
OXYGEN PRODUCTION FACILITY 1, SOUTH WASTE WATER TREATMENT	WWT-E-MTRI-52WK-02	ANNUAL INDUCTION MOTOR OIL CHANGE	52 W	O2 COMP 2 MOTOR
OXYGEN PRODUCTION FACILITY 1, SOUTH WASTE WATER TREATMENT	WWT-I-TRX-12WK-01	QUARTERLY/ANNUALLY TRANSMITTER PM	12 W	O2 COMP 1 3RD STG AFTCOL DSCH PRES TRX (PT506)
OXYGEN PRODUCTION FACILITY 1, SOUTH WASTE WATER TREATMENT	WWT-I-TRX-12WK-02	QUARTERLY TRANSMITTER PM	12 W	O2 COMP 1 3RD STG AFTCOL DSCH PRES TRX (PT506)
OXYGEN PRODUCTION FACILITY 1, SOUTH WASTE WATER TREATMENT	WWT-I-TRX-12WK-01	QUARTERLY/ANNUALLY TRANSMITTER PM	12 W	O2 COMP 2 3RD STG AFTCOL DSCH PRES TRX (PT506)
OXYGEN PRODUCTION FACILITY 1, SOUTH WASTE WATER TREATMENT	WWT-E-IR-52WK-01	ANNUAL INFRARED SCANNING	52 W	MOTOR CONTROL CENTER DRIOX
OXYGEN PRODUCTION FACILITY 1, SOUTH WASTE WATER TREATMENT	WWT-M-GRBA-4WK-01	MONTHLY ANGLE DRIVE GEARBOX PM	4 W	COOLING TOWER 1 FAN GEARBOX
OXYGEN PRODUCTION FACILITY 1, SOUTH WASTE WATER TREATMENT	WWT-M-GRBA-52WK-01	ANNUAL ANGLE DRIVE GEARBOX OIL CHANGE PM	52 W	COOLING TOWER 1 FAN GEARBOX















OXYGENATION, SECONDARY TREATMENT, SOUTH DISTRICT, WWTP	WWT-M-GRBR-26WK-03	ANNUAL & SEMIANNUAL REDUCTION GEARBOX OIL CHANGE PM	26 W	OXYGENATION TRAIN 7 MIXER STAGE 4-#2
OXYGENATION, SECONDARY TREATMENT, SOUTH DISTRICT, WWTP	WWT-M-GRBR-26WK-03	ANNUAL & SEMIANNUAL REDUCTION GEARBOX OIL CHANGE PM	26 W	OXYGENATION TRAIN 7 MIXER STAGE 5-#1
OXYGENATION, SECONDARY TREATMENT, SOUTH DISTRICT, WWTP	WWT-M-VIB-52WK-01	ANNUAL / SEMI-ANNUAL PREDICTIVE VIBRATION ANALYSIS	6 M	OXYGENATION TRAIN 7 MIXER STAGE 5-#1
OXYGENATION, SECONDARY TREATMENT, SOUTH DISTRICT, WWTP	WWT-M-GRBR-26WK-03	ANNUAL & SEMIANNUAL REDUCTION GEARBOX OIL CHANGE PM	26 W	OXYGENATION TRAIN 7 MIXER STAGE 5-#2
OXYGENATION, SECONDARY TREATMENT, SOUTH DISTRICT, WWTP	WWT-M-VIB-52WK-01	ANNUAL / SEMI-ANNUAL PREDICTIVE VIBRATION ANALYSIS	6 M	OXYGENATION TRAIN 7 MIXER STAGE 5-#2
OXYGENATION, SECONDARY TREATMENT, SOUTH DISTRICT, WWTP	WWT-M-GRBR-26WK-03	ANNUAL & SEMIANNUAL REDUCTION GEARBOX OIL CHANGE PM	26 W	OXYGENATION TRAIN 7 MIXER STAGE 6-#1
OXYGENATION, SECONDARY TREATMENT, SOUTH DISTRICT, WWTP	WWT-M-VIB-52WK-01	ANNUAL / SEMI-ANNUAL PREDICTIVE VIBRATION ANALYSIS	6 M	OXYGENATION TRAIN 7 MIXER STAGE 6-#1
OXYGENATION, SECONDARY TREATMENT, SOUTH DISTRICT, WWTP	WWT-M-GRBR-26WK-03	ANNUAL & SEMIANNUAL REDUCTION GEARBOX OIL CHANGE PM	26 W	OXYGENATION TRAIN 7 MIXER STAGE 6-#2
OXYGENATION, SECONDARY TREATMENT, SOUTH DISTRICT, WWTP	WWT-M-VIB-52WK-01	ANNUAL / SEMI-ANNUAL PREDICTIVE VIBRATION ANALYSIS	6 M	OXYGENATION TRAIN 7 MIXER STAGE 6-#2
POLYMER, SECONDARY TREATMENT, SOUTH DISTRICT, WWTP	WWT-M-CNVS-26WK-01	QUARTERLY/ SEMI-ANNUAL POLYMER SCREW CONVEYOR GROUP PM	12 W	POLYMER BLDG-CLAR-POLYMER BLENDER A
POLYMER, SECONDARY TREATMENT, SOUTH DISTRICT, WWTP	WWT-M-CNVS-26WK-01	QUARTERLY/ SEMI-ANNUAL POLYMER SCREW CONVEYOR GROUP PM	12 W	POLYMER BLDG-CLAR-POLYMER BLENDER B
UNOX TANKS CONTROL BUILDING, CENTRAL WASTE WATER TREATMENT	SCA-T-104WK-01	SCADA-BIENNIAL RTU/RADIO PM	104 W	UNOX TANKS CONTROL BUILDING, CENTRAL WASTE WATER TREATMENT
UNOX TANKS CONTROL BUILDING, CENTRAL WASTE WATER TREATMENT	WWT-E-IR-52WK-01	ANNUAL INFRARED SCANNING	52 W	UNOX TANKS CONTROL BUILDING, CENTRAL WASTE WATER TREATMENT
UNOX TANKS CONTROL BUILDING, CENTRAL WASTE WATER TREATMENT	WWT-E-PNLB-52WK-01	ANNUAL BREAKER PANEL PM	52 W	UNOX TANKS CONTROL BUILDING, CENTRAL WASTE WATER TREATMENT
UNOX TANKS CONTROL BUILDING, CENTRAL WASTE WATER TREATMENT	WWT-O-LOC-4WK-01	OPS-MONTHLY BUILDING INSPECTION PM	4 W	UNOX TANKS CONTROL BUILDING, CENTRAL WASTE WATER TREATMENT
UNOX TANKS CONTROL BUILDING, CENTRAL WASTE WATER TREATMENT	WWT-E-BRK-26WK-01	SEMIANNUAL/ ANNUAL BREAKER PM	26 W	O2 TRAIN MOTOR CONTROL CENTER D TIE BREAKER
UNOX TANKS CONTROL BUILDING, CENTRAL WASTE WATER TREATMENT	WWT-E-BRK-26WK-01	SEMIANNUAL/ ANNUAL BREAKER PM	26 W	O2 TRAIN MOTOR CONTROL CENTER E TIE BREAKER
UNOX TANKS CONTROL BUILDING, CENTRAL WASTE WATER TREATMENT	WWT-E-MCC-52WK-01	ANNUAL MOTOR CONTROL CENTER PM	52 W	O2 TRAIN MOTOR CONTROL CENTER D
UNOX TANKS CONTROL BUILDING, CENTRAL WASTE WATER TREATMENT	WWT-E-MCC-52WK-01	ANNUAL MOTOR CONTROL CENTER PM	52 W	O2 TRAIN MOTOR CONTROL CENTER E
UNOX TANKS CONTROL BUILDING, CENTRAL WASTE WATER TREATMENT	WWT-E-TRND-52WK-01	ANNUAL DRY STEPDOWN TRANSFORMER	52 W	STEPDOWN TRANSFORMER 480/120-208 POWER & LIGHTING





FINAL SETTLING TANK 9/PLANT 2, CENTRAL WASTE WATER TREATMENT	WWT-M-GRBR-12WK-01	QUARTERLY GEARBOX INSPECTION PM	12 W	FINAL SETTLING TANK 9/PLANT 2, CENTRAL WASTE WATER TREATMENT
FINAL SETTLING TANK 9/PLANT 2, CENTRAL WASTE WATER TREATMENT	WWT-M-GRBR-26WK-02	SEMIANNUAL REDUCTION GEARBOX SHEAR PIN INSPECTION PM	26 W	FINAL SETTLING TANK 9/PLANT 2, CENTRAL WASTE WATER TREATMENT
FINAL SETTLING TANK 9/PLANT 2, CENTRAL WASTE WATER TREATMENT	WWT-M-GRBR-4WK-01	MONTHLY GEARBOX INSPECTION PM	4 W	FINAL SETTLING TANK 9/PLANT 2, CENTRAL WASTE WATER TREATMENT
FINAL SETTLING TANK 9/PLANT 2, CENTRAL WASTE WATER TREATMENT	WWT-M-GRBR-52WK-01	ANNUAL GEARBOX COUPLING PM	52 W	FINAL SETTLING TANK 9/PLANT 2, CENTRAL WASTE WATER TREATMENT
FINAL SETTLING TANK 9/PLANT 2, CENTRAL WASTE WATER TREATMENT	WWT-M-VLVSG-52WK-01	ANNUAL SLUICE GATE VALVE LUBRICATION PM	52 W	FINAL SETTLING TANK 9/PLANT 2, CENTRAL WASTE WATER TREATMENT
FINAL SETTLING TANK 9/PLANT 2, CENTRAL WASTE WATER TREATMENT	WWT-O-VLV-26WK-01	OPS-SEMIANNUAL VALVE EXERCISE PM	26 W	FINAL SETTLING TANK 9/PLANT 2, CENTRAL WASTE WATER TREATMENT
FINAL SETTLING TANK 9/PLANT 2, CENTRAL WASTE WATER TREATMENT	WWT-M-COL-26WK-01	3 YR FLYGHT COLLECTOR PM	156 W	FINAL SETTLING TANK 9-FINAL SETTLING TANK 9
FINAL SETTLING TANK 9/PLANT 2, CENTRAL WASTE WATER TREATMENT	WWT-O-CLR-260WK-01	OPS-5 YEAR SECONDARY TANK INSPECTION	260 W	FINAL SETTLING TANK 9
FINAL SETTLING TANKS EFFLUENT CHANNEL, CENTRAL WASTE WATER TREATMENT	WWT-I-ANLCL-1WK-01	WEEKLY CHLORINE ANALYZER PM	1 W	FINAL SETTLING TANKS EFFLUENT CHANNEL, CENTRAL WASTE WATER TREATMENT
FINAL SETTLING TANKS EFFLUENT CHANNEL, CENTRAL WASTE WATER TREATMENT	WWT-I-ANLCL-1WK-01	WEEKLY CHLORINE ANALYZER PM	1 W	FINAL TANKS EFFLUENT CHANNEL CHLORINE ANALYZER 1(A)
FINAL SETTLING TANKS EFFLUENT CHANNEL, CENTRAL WASTE WATER TREATMENT	WWT-I-ANLCL-1WK-01	WEEKLY CHLORINE ANALYZER PM	1 W	FINAL TANKS EFFLUENT CHANNEL CHLORINE ANALYZER 2(B)
FINAL SETTLING TANKS INFLUENT CHANNEL, CENTRAL WASTE WATER TREATMENT	WWT-O-VLV-26WK-01	OPS-SEMIANNUAL VALVE EXERCISE PM	26 W	FINAL SETTLING TANKS INFLUENT CHANNEL, CENTRAL WASTE WATER TREATMENT
FINAL SETTLING TANKS INFLUENT CHANNEL, CENTRAL WASTE WATER TREATMENT	WWT-O-VLV-26WK-01	OPS-SEMIANNUAL VALVE EXERCISE PM	26 W	FINAL SETTLING TANKS INFLUENT CHANNEL, CENTRAL WASTE WATER TREATMENT
SECONDARY CLARIFIER DISTRIBUTION CHAMBER - AUX 2, NORTH WASTE WATER TREATMENT	WWT-M-VLVSG-52WK-01	ANNUAL SLUICE GATE VALVE LUBRICATION PM	52 W	SECONDARY CLARIFIER DISTRIBUTION CHAMBER - AUX 2, NORTH WASTE WATER TREATMENT
SECONDARY CLARIFIER DISTRIBUTION CHAMBER - AUX 2, NORTH WASTE WATER TREATMENT	WWT-O-LOC-4WK-01	OPS-MONTHLY BUILDING INSPECTION PM	4 W	SECONDARY CLARIFIER DISTRIBUTION CHAMBER - AUX 2, NORTH WASTE WATER TREATMENT















SLUDGE DEWATERING BUILDING, CENTRAL WASTE WATER TREATMENT	WWT-E-BRK-26WK-01	SEMIANNUAL/ ANNUAL BREAKER PM	26 W	MOTOR CONTROL CENTER D TIE BREAKER
SLUDGE DEWATERING BUILDING, CENTRAL WASTE WATER TREATMENT	WWT-E-MCC-52WK-01	ANNUAL MOTOR CONTROL CENTER PM	52 W	MOTOR CONTROL CENTER D 480/277V
SLUDGE DEWATERING BUILDING, CENTRAL WASTE WATER TREATMENT	WWT-E-MCC-52WK-01	ANNUAL MOTOR CONTROL CENTER PM	52 W	MOTOR CONTROL CENTER F 480/277V
SLUDGE DEWATERING BUILDING, CENTRAL WASTE WATER TREATMENT	WWT-E-TRND-52WK-01	ANNUAL DRY STEPDOWN TRANSFORMER	52 W	STEPDOWN TRANSFORMER 1 480-120/208V
SLUDGE DEWATERING BUILDING, CENTRAL WASTE WATER TREATMENT	WWT-E-TRND-52WK-01	ANNUAL DRY STEPDOWN TRANSFORMER	52 W	STEPDOWN TRANSFORMER 2 480-120/208V
SLUDGE STORAGE BUILDING 1, CENTRAL WASTE WATER TREATMENT	WWT-E-MTRI-52WK-01	ANNUAL INDUCTION MOTOR PM	52 W	SLUDGE STORAGE BUILDING 1, CENTRAL WASTE WATER TREATMENT
SLUDGE STORAGE BUILDING 1, CENTRAL WASTE WATER TREATMENT	WWT-E-PNLB-52WK-01	ANNUAL BREAKER PANEL PM	52 W	SLUDGE STORAGE BUILDING 1, CENTRAL WASTE WATER TREATMENT
SLUDGE STORAGE BUILDING 2, CENTRAL WASTE WATER TREATMENT	WWT-E-MTRI-52WK-01	ANNUAL INDUCTION MOTOR PM	52 W	SLUDGE STORAGE BUILDING 2, CENTRAL WASTE WATER TREATMENT
SLUDGE STORAGE BUILDING 2, CENTRAL WASTE WATER TREATMENT	WWT-E-PNLB-52WK-01	ANNUAL BREAKER PANEL PM	52 W	SLUDGE STORAGE BUILDING 2, CENTRAL WASTE WATER TREATMENT
SLUDGE STORAGE BUILDING 2, CENTRAL WASTE WATER TREATMENT	WWT-M-PMPC-26WK-01	SEMIANNUAL CENTRIFUGAL PUMP PM	26 W	SLUDGE STORAGE BUILDING 2, CENTRAL WASTE WATER TREATMENT
SLUDGE STORAGE BUILDING 2, CENTRAL WASTE WATER TREATMENT	WWT-M-PMPC-4WK-01	MONTHLY CENTRIFUGAL PUMP PM	4 W	SLUDGE STORAGE BUILDING 2, CENTRAL WASTE WATER TREATMENT
SLUDGE STORAGE BUILDING 2, CENTRAL WASTE WATER TREATMENT	WWT-M-PMPP-1WK-01	WEEKLY PLUNGER PUMP PM	1 W	SLUDGE STORAGE BUILDING 2, CENTRAL WASTE WATER TREATMENT
SLUDGE STORAGE BUILDING 2, CENTRAL WASTE WATER TREATMENT	WWT-M-PMPP-1WK-01	WEEKLY PLUNGER PUMP PM	1 W	SLUDGE STORAGE BUILDING 2, CENTRAL WASTE WATER TREATMENT
SLUDGE STORAGE BUILDING 2, CENTRAL WASTE WATER TREATMENT	WWT-E-TRND-52WK-01	ANNUAL DRY STEPDOWN TRANSFORMER	52 W	SLUDGE STORAGE BLDG 2 STEPDOWN TRANSFORMER

# By Trades

## Electrical and Diesel PM Tasks and Frequency

PM	PM Description	Eq Type	Equipment	Equipment Description	Frequency	Period UOM
WWT-E-GNRP-1WK-01	WEEKLY PORTABLE GENERATOR PM	A	24-0699	TRAILER MOUNTED GENERATOR, ONAN, 1250DVD15R27619, 1988		1 W
WWT-E-GNRP-1WK-01	WEEKLY PORTABLE GENERATOR PM	A	24-0818	SKID MOUNTED GENERATOR, MAGNETEK, TDX750, 1990		1 W
WWT-E-GNRP-1WK-01	WEEKLY PORTABLE GENERATOR PM	A	24-1278	GENERATOR, GENERAC, GENERAC/GENSET, 1996		1 W
WWT-E-GNRP-1WK-01	WEEKLY PORTABLE GENERATOR PM	A	600513	HONDA EM50005 PORTABLE GENERATOR		1 W
WWT-E-GNRP-1WK-01	WEEKLY PORTABLE GENERATOR PM	A	24-1276	GENERATOR TRAILER MOUNTED, GENERAC, GENERAC GENSET, 1996		4 W
WWT-D-ENGD-2WK-02	DIES-ENGINE-DIESEL/PROPANE/NATURAL GAS MONTHLY PM	P	PS0019-ASYS-EGEN-EGUN-01-ENG	PS0019 Emerg Gen #1 Engine		1 M
WWT-D-ENGD-2WK-02	DIES-ENGINE-DIESEL/PROPANE/NATURAL GAS MONTHLY PM	P	PS0022-ASYS-EGEN-EGUN-01-ENG	PS0022 Emerg Gen #1 Engine		1 M
WWT-D-ENGD-2WK-02	DIES-ENGINE-DIESEL/PROPANE/NATURAL GAS MONTHLY PM	P	PS0026-ASYS-EGEN-EGUN-01-ENG	PS0026 Emerg Gen #1 Engine		1 M
WWT-D-ENGD-2WK-02	DIES-ENGINE-DIESEL/PROPANE/NATURAL GAS MONTHLY PM	P	PS0027-ASYS-EGEN-EGUN-01-ENG	PS0027 Emerg Gen #1 Engine		1 M
WWT-D-ENGD-2WK-02	DIES-ENGINE-DIESEL/PROPANE/NATURAL GAS MONTHLY PM	P	PS0045-ASYS-EGEN-EGUN-01-ENG	PS0045 Emerg Gen #1 Engine		1 M
WWT-D-ENGD-2WK-02	DIES-ENGINE-DIESEL/PROPANE/NATURAL GAS MONTHLY PM	P	PS0060-ASYS-EGEN-EGUN-01-ENG	PS0060 Emerg Gen #1 Engine		1 M
WWT-D-ENGD-2WK-02	DIES-ENGINE-DIESEL/PROPANE/NATURAL GAS MONTHLY PM	P	PS0086-ASYS-EGEN-EGUN-01-ENG	PS0086 Emerg Gen #1 Engine		1 M
WWT-D-ENGD-2WK-02	DIES-ENGINE-DIESEL/PROPANE/NATURAL GAS MONTHLY PM	P	PS0091-ASYS-EGEN-EGUN-01-ENG	PS0091 Emerg Gen #1 Engine		1 M
WWT-D-ENGD-2WK-02	DIES-ENGINE-DIESEL/PROPANE/NATURAL GAS MONTHLY PM	P	PS0094-ASYS-EGEN-EGUN-01-ENG	PS0094 Emerg Gen #1 Engine		1 M
WWT-D-ENGD-2WK-02	DIES-ENGINE-DIESEL/PROPANE/NATURAL GAS MONTHLY PM	P	PS0097-ASYS-EGEN-EGUN-01-ENG	PS0097 Emerg Gen #1 Engine		1 M
WWT-D-ENGD-2WK-02	DIES-ENGINE-DIESEL/PROPANE/NATURAL GAS MONTHLY PM	P	PS0099-ASYS-EGEN-EGUN-01-ENG	PS0099 Emerg Gen #1 Engine		1 M
WWT-D-ENGD-2WK-02	DIES-ENGINE-DIESEL/PROPANE/NATURAL GAS MONTHLY PM	P	PS0100-ASYS-EGEN-EGUN-01-ENG	PS0100 Emerg Gen #1 Engine		1 M
WWT-D-ENGD-2WK-02	DIES-ENGINE-DIESEL/PROPANE/NATURAL GAS MONTHLY PM	P	PS0101-ASYS-EGEN-EGUN-01-ENG	PS0101 Emerg Gen #1 Engine		1 M
WWT-D-ENGD-2WK-02	DIES-ENGINE-DIESEL/PROPANE/NATURAL GAS MONTHLY PM	P	PS0103-ASYS-EGEN-EGUN-01-ENG	PS0103 Emerg Gen #1 Engine		1 M
WWT-D-ENGD-2WK-02	DIES-ENGINE-DIESEL/PROPANE/NATURAL GAS MONTHLY PM	P	PS0104-ASYS-EGEN-EGUN-01-ENG	PS0104 Emerg Gen #1 Engine		1 M
WWT-D-ENGD-2WK-02	DIES-ENGINE-DIESEL/PROPANE/NATURAL GAS MONTHLY PM	P	PS0107-ASYS-EGEN-EGUN-01-ENG	PS0107 Emerg Gen #1 Engine		1 M
WWT-D-ENGD-2WK-02	DIES-ENGINE-DIESEL/PROPANE/NATURAL GAS MONTHLY PM	P	PS0108-ASYS-EGEN-EGUN-01-ENG	PS0108 Emerg Gen #1 Engine		1 M
WWT-D-ENGD-2WK-02	DIES-ENGINE-DIESEL/PROPANE/NATURAL GAS MONTHLY PM	P	PS0110-ASYS-EGEN-EGUN-01-ENG	PS0110 Emerg Gen #1 Engine		1 M











WWT-D-ENG-2WK-02	DIES-ENGINE- DIESEL/PROPANE/NATURAL GAS MONTHLY PM	P	PS0685-ASYS-EGEN-EGUN 01-ENG	PS0685 Emerg Gen #1 Engine	1 M
WWT-D-ENG-2WK-02	DIES-ENGINE- DIESEL/PROPANE/NATURAL GAS MONTHLY PM	P	PS0687-ASYS-EGEN-EGUN 01-ENG	PS0687 Emerg Gen #1 Engine	1 M
WWT-D-ENG-2WK-02	DIES-ENGINE- DIESEL/PROPANE/NATURAL GAS MONTHLY PM	P	PS0691-ASYS-EGEN-EGUN 01-ENG	PS0691 Emerg Gen #1 Engine	1 M
WWT-D-ENG-2WK-02	DIES-ENGINE- DIESEL/PROPANE/NATURAL GAS MONTHLY PM	P	PS0692A-ASYS-EGEN- EGUN-01-ENG	PS0692A Emerg Gen #1 Engine	1 M
WWT-D-ENG-2WK-02	DIES-ENGINE- DIESEL/PROPANE/NATURAL GAS MONTHLY PM	P	PS0701-ASYS-EGEN-EGUN 01-ENG	PS0701 Emerg Gen #1 Engine	1 M
WWT-D-ENG-2WK-02	DIES-ENGINE- DIESEL/PROPANE/NATURAL GAS MONTHLY PM	P	PS0706-ASYS-EGEN-EGUN 01-ENG	PS0706 Emerg Gen #1 Engine	1 M
WWT-D-ENG-2WK-02	DIES-ENGINE- DIESEL/PROPANE/NATURAL GAS MONTHLY PM	P	PS0726-ASYS-EGEN-EGUN 01-ENG	PS0726 Emerg Gen #1 Engine	1 M
WWT-D-ENG-2WK-02	DIES-ENGINE- DIESEL/PROPANE/NATURAL GAS MONTHLY PM	P	PS0730-ASYS-EGEN-EGUN 01-ENG	PS0730 Emerg Gen #1 Engine	1 M
WWT-D-ENG-2WK-02	DIES-ENGINE- DIESEL/PROPANE/NATURAL GAS MONTHLY PM	P	PS0746-ASYS-EGEN-EGUN 01-ENG	PS0746 Emerg Gen #1 Engine	1 M
WWT-D-ENG-2WK-02	DIES-ENGINE- DIESEL/PROPANE/NATURAL GAS MONTHLY PM	P	PS0761-ASYS-EGEN-EGUN 01-ENG	PS0761 Emerg Gen #1 Engine	1 M
WWT-D-ENG-2WK-02	DIES-ENGINE- DIESEL/PROPANE/NATURAL GAS MONTHLY PM	P	PS0762-ASYS-EGEN-EGUN 01-ENG	PS0762 Emerg Gen #1 Engine	1 M
WWT-D-ENG-2WK-02	DIES-ENGINE- DIESEL/PROPANE/NATURAL GAS MONTHLY PM	P	PS0786-ASYS-EGEN-EGUN 01-ENG	PS0786 Emerg Gen #1 Engine	1 M
WWT-D-ENG-2WK-02	DIES-ENGINE- DIESEL/PROPANE/NATURAL GAS MONTHLY PM	P	PS0804-ASYS-EGEN-EGUN 01-ENG	PS0804 Emerg Gen #1 Engine	1 M
WWT-D-ENG-2WK-02	DIES-ENGINE- DIESEL/PROPANE/NATURAL GAS MONTHLY PM	P	PS0830-ASYS-EGEN-EGUN 01-ENG	PS0830 Emerg Gen #1 Engine	1 M
WWT-D-ENG-2WK-02	DIES-ENGINE- DIESEL/PROPANE/NATURAL GAS MONTHLY PM	P	PS0831-ASYS-EGEN-EGUN 01-ENG	PS0831 Emerg Gen #1 Engine	1 M
WWT-D-ENG-2WK-02	DIES-ENGINE- DIESEL/PROPANE/NATURAL GAS MONTHLY PM	P	PS0838-ASYS-EGEN-EGUN 01-ENG	PS0838 Emerg Gen #1 Engine	1 M
WWT-D-ENG-2WK-02	DIES-ENGINE- DIESEL/PROPANE/NATURAL GAS MONTHLY PM	P	PS0875-ASYS-EGEN-EGUN 01-ENG	PS0875 Emerg Gen #1 Engine	1 M
WWT-D-ENG-2WK-02	DIES-ENGINE- DIESEL/PROPANE/NATURAL GAS MONTHLY PM	P	PS1002-ASYS-EGEN-EGUN 01-ENG	PS1002 Emerg Gen #1 Engine	1 M
WWT-D-ENG-2WK-02	DIES-ENGINE- DIESEL/PROPANE/NATURAL GAS MONTHLY PM	P	PS1023-ASYS-EGEN-EGUN 01-ENG	PS1023 Emerg Gen #1 Engine	1 M
WWT-D-ENG-2WK-02	DIES-ENGINE- DIESEL/PROPANE/NATURAL GAS MONTHLY PM	P	PS1024-ASYS-EGEN-EGUN 01-ENG	PS1024 Emerg Gen #1 Engine	1 M
WWT-D-ENG-2WK-02	DIES-ENGINE- DIESEL/PROPANE/NATURAL GAS MONTHLY PM	P	PS1027-ASYS-EGEN-EGUN 01-ENG	PS1027 Emerg Gen #1 Engine	1 M
WWT-D-ENG-2WK-02	DIES-ENGINE- DIESEL/PROPANE/NATURAL GAS MONTHLY PM	P	PS1052-ASYS-EGEN-EGUN 01-ENG	PS1052 Emerg Gen #1 Engine	1 M
WWT-D-ENG-2WK-02	DIES-ENGINE- DIESEL/PROPANE/NATURAL GAS MONTHLY PM	P	PS1054-ASYS-EGEN-EGUN 01-ENG	PS1054 Emerg Gen #1 Engine	1 M
WWT-D-ENG-2WK-02	DIES-ENGINE- DIESEL/PROPANE/NATURAL GAS MONTHLY PM	P	PS1055-ASYS-EGEN-EGUN 01-ENG	PS1055 Emerg Gen #1 Engine	1 M
WWT-D-ENG-2WK-02	DIES-ENGINE- DIESEL/PROPANE/NATURAL GAS MONTHLY PM	P	PS1060-ASYS-EGEN-EGUN 01-ENG	PS1060 Emerg Gen #1 Engine	1 M
WWT-D-ENG-2WK-02	DIES-ENGINE- DIESEL/PROPANE/NATURAL GAS MONTHLY PM	P	PS1070-ASYS-EGEN-EGUN 01-ENG	PS1070 Emerg Gen #1 Engine	1 M
WWT-D-ENG-2WK-02	DIES-ENGINE- DIESEL/PROPANE/NATURAL GAS MONTHLY PM	P	PS1072-ASYS-EGEN-EGUN 01-ENG	PS1072 Emerg Gen #1 Engine	1 M



WWT-D-ENG-2WK-02	DIES-ENGINE- DIESEL/PROPANE/NATURAL GAS MONTHLY PM	P	PS1322-ASYS-EGEN-EGUN- 01-ENG	PS1322 Emerg Gen #1 Engine	1	M
WWT-D-ENG-2WK-02	DIES-ENGINE- DIESEL/PROPANE/NATURAL GAS MONTHLY PM	P	PS1323-ASYS-EGEN-EGUN- 01-ENG	PS1323 Emerg Gen #1 Engine	1	M
WWT-D-ENG-2WK-01	DIES-ENGINE-DIESEL EMD- BIWEEKLY/MONTHLY PM (GM 20645F4B)	P	C076564ENGE4	EMERGENCY GENERATOR ENGINE 4	2	W
WWT-D-ENG-2WK-01	DIES-ENGINE-DIESEL EMD- BIWEEKLY/MONTHLY PM (GM 20645F4B)	P	C076564ENGE5	EMERGENCY GENERATOR ENGINE 5	2	W
WWT-D-ENG-2WK-01	DIES-ENGINE-DIESEL EMD- BIWEEKLY/MONTHLY PM (GM 20645F4B)	P	C076564ENGEA1	EMERGENCY GENERATOR ENGINE 2	2	W
WWT-D-ENG-2WK-01	DIES-ENGINE-DIESEL EMD- BIWEEKLY/MONTHLY PM (GM 20645F4B)	P	C076564ENGEGB1	EMERGENCY GENERATOR ENGINE 1	2	W
WWT-D-ENG-2WK-01	DIES-ENGINE-DIESEL EMD- BIWEEKLY/MONTHLY PM (GM 20645F4B)	P	C076564ENGEGB2	EMERGENCY GENERATOR ENGINE 3	2	W
WWT-D-ENG-2WK-01	DIES-ENGINE-DIESEL EMD- BIWEEKLY/MONTHLY PM (GM 20645F4B)	P	CP00162ENG2	PMP STA 0001 MAIN PUMP 2 DIESEL ENGINE	2	W
WWT-D-ENG-2WK-01	DIES-ENGINE-DIESEL EMD- BIWEEKLY/MONTHLY PM (GM 20645F4B)	P	CP00162ENG3	PMP STA 0001 MAIN PUMP 3 DIESEL ENGINE	2	W
WWT-D-ENG-2WK-01	DIES-ENGINE-DIESEL EMD- BIWEEKLY/MONTHLY PM (GM 20645F4B)	P	CP00162ENG4	PMP STA 0001 MAIN PUMP 4 DIESEL ENGINE	2	W
WWT-D-ENG-2WK-01	DIES-ENGINE-DIESEL EMD- BIWEEKLY/MONTHLY PM (GM 20645F4B)	P	CP00162ENG6	PMP STA 0001 MAIN PUMP 6 DIESEL ENGINE	2	W
WWT-D-ENG-2WK-01	DIES-ENGINE-DIESEL EMD- BIWEEKLY/MONTHLY PM (GM 20645F4B)	P	CP00162ENG7	PMP STA 0001 MAIN PUMP 7 DIESEL ENGINE	2	W
WWT-D-ENG-2WK-01	DIES-ENGINE-DIESEL EMD- BIWEEKLY/MONTHLY PM (GM 20645F4B)	P	CP00162ENG8	PMP STA 0001 MAIN PUMP 8 DIESEL ENGINE	2	W
WWT-D-ENG-2WK-01	DIES-ENGINE-DIESEL EMD- BIWEEKLY/MONTHLY PM (GM 20645F4B)	P	CP00164ENG1	PMP STA 0001 EMER GENERATOR 1 ENGINE	2	W
WWT-D-ENG-2WK-01	DIES-ENGINE-DIESEL EMD- BIWEEKLY/MONTHLY PM (GM 20645F4B)	P	CP00164ENG2	PMP STA 0001 EMER GENERATOR 2 ENGINE	2	W
WWT-D-ENG-2WK-01	DIES-ENGINE-DIESEL EMD- BIWEEKLY/MONTHLY PM (GM 20645F4B)	P	CP00264ENGE1	EMERGENCY GENERATOR 1 ENGINE	2	W
WWT-D-ENG-2WK-01	DIES-ENGINE-DIESEL EMD- BIWEEKLY/MONTHLY PM (GM 20645F4B)	P	CP00264ENGE2	EMERGENCY GENERATOR 2 ENGINE	2	W
WWT-D-ENG-2WK-01	DIES-ENGINE-DIESEL EMD- BIWEEKLY/MONTHLY PM (GM 20645F4B)	P	N076564ENGE1	EMERGENCY GENERATOR 1 ENGINE	2	W
WWT-D-ENG-2WK-01	DIES-ENGINE-DIESEL EMD- BIWEEKLY/MONTHLY PM (GM 20645F4B)	P	N076564ENGE2	EMERGENCY GENERATOR 2 ENGINE	2	W
WWT-D-ENG-2WK-01	DIES-ENGINE-DIESEL EMD- BIWEEKLY/MONTHLY PM (GM 20645F4B)	P	N076564ENGE3	EMERGENCY GENERATOR 3 ENGINE	2	W
WWT-D-ENG-2WK-01	DIES-ENGINE-DIESEL EMD- BIWEEKLY/MONTHLY PM (GM 20645F4B)	P	N076564ENGE4	EMERGENCY GENERATOR 4 ENGINE	2	W
WWT-D-ENG-2WK-01	DIES-ENGINE-DIESEL EMD- BIWEEKLY/MONTHLY PM (GM 20645F4B)	P	N076564ENGE5	EMERGENCY GENERATOR 5 ENGINE	2	W
WWT-D-ENG-2WK-01	DIES-ENGINE-DIESEL EMD- BIWEEKLY/MONTHLY PM (GM 20645F4B)	P	N076564ENGE6	EMERGENCY GENERATOR 6 ENGINE	2	W
WWT-D-ENG-2WK-02	DIES-ENGINE- DIESEL/PROPANE/NATURAL GAS MONTHLY PM	P	PS0245-ASYS-EGEN-EGUN- 01-ENG	PS0245 Emerg Gen #1 Engine	2	W
WWT-D-ENG-2WK-02	DIES-ENGINE- DIESEL/PROPANE/NATURAL GAS MONTHLY PM	P	PS1142-ASYS-EGEN-EGUN- 01-ENG	PS1142 Emerg Gen #1 Engine	2	W
WWT-D-ENG-2WK-02	DIES-ENGINE- DIESEL/PROPANE/NATURAL GAS MONTHLY PM	P	PS1219-ASYS-EGEN-EGUN- 01-ENG	PS1219 Emerg Gen #1 Engine	2	W
WWT-D-ENGGM-2WK-01	DIESEL-METHANE GAS ENGINE BIWEEKLY PM	P	C173552ENGS1	SUPERIOR 1	2	W

WWT-D-ENGGM-2WK-01	DIESEL-METHANE GAS ENGINE BIWEEKLY PM	P	C173552ENGS2	SUPERIOR 2	2 W
WWT-D-ENGGM-2WK-01	DIESEL-METHANE GAS ENGINE BIWEEKLY PM	P	C173552ENGS3	SUPERIOR 3	2 W
WWT-D-ENGGM-2WK-01	DIESEL-METHANE GAS ENGINE BIWEEKLY PM	P	C173552ENGS4	SUPERIOR 4	2 W
WWT-D-ENGGM-2WK-01	DIESEL-METHANE GAS ENGINE BIWEEKLY PM	P	S073552ENG04	CO-GENERATION ENGINE 4	2 W
WWT-D-ENGGM-2WK-01	DIESEL-METHANE GAS ENGINE BIWEEKLY PM	P	S073552ENG05	CO-GENERATION ENGINE 5	2 W
WWT-D-ENGGM-2WK-01	DIESEL-METHANE GAS ENGINE BIWEEKLY PM	P	S073552ENGS2	CO-GENERATION ENGINE 2	2 W
WWT-D-ENGGM-2WK-01	DIESEL-METHANE GAS ENGINE BIWEEKLY PM	P	S073552ENGS3	CO-GENERATION ENGINE 3	2 W
WWT-D-ENGD-2WK-02	DIESEL-ENGINE- DIESEL/PROPANE/NATURAL GAS MONTHLY PM	P	S073563ENGAAC	SUPERIOR AIR START AUX AIR COMPRESSOR 3 ENGINE	4 W
WWT-D-ENGGM-4WK-01	DIESEL-METHANE GAS ENGINE MONTHLY(800/1000 HR) PM	P	C173552ENGS1	SUPERIOR 1	4 W
WWT-D-ENGGM-4WK-01	DIESEL-METHANE GAS ENGINE MONTHLY(800/1000 HR) PM	P	C173552ENGS2	SUPERIOR 2	4 W
WWT-D-ENGGM-4WK-01	DIESEL-METHANE GAS ENGINE MONTHLY(800/1000 HR) PM	P	C173552ENGS3	SUPERIOR 3	4 W
WWT-D-ENGGM-4WK-01	DIESEL-METHANE GAS ENGINE MONTHLY(800/1000 HR) PM	P	C173552ENGS4	SUPERIOR 4	4 W
WWT-D-PMPC-4WK-01	DIESEL-CENTRIFUGAL PUMP MONTHLY PM	P	C173575PMPW1	GAS COMPRESSOR COOLING WATER PUMP 1	4 W
WWT-D-PMPC-4WK-01	DIESEL-CENTRIFUGAL PUMP MONTHLY PM	P	C173575PMPW2	GAS COMPRESSOR COOLING WATER PUMP 2	4 W
WWT-D-PMPC-4WK-01	DIESEL-CENTRIFUGAL PUMP MONTHLY PM	P	S073553DHWP01	DIGESTER HOT WATER PUMP 1	4 W
WWT-D-PMPC-4WK-01	DIESEL-CENTRIFUGAL PUMP MONTHLY PM	P	S073553DHWP02	DIGESTER HOT WATER PUMP 2	4 W
WWT-D-PMPC-4WK-01	DIESEL-CENTRIFUGAL PUMP MONTHLY PM	P	S073575PMPW1	GAS COMPRESSOR COOLING WATER PUMP 1	4 W
WWT-D-PMPC-4WK-01	DIESEL-CENTRIFUGAL PUMP MONTHLY PM	P	S073575PMPW2	GAS COMPRESSOR COOLING WATER PUMP 2	4 W
WWT-D-PMPG-4WK-01	DIES-PUMP-GEAR FUEL BOOSTER PUMP-MONTHLY PM	P	C079047PMPF1	FUEL FILLING STATION PUMP 1	4 W
WWT-D-PMPG-4WK-01	DIES-PUMP-GEAR FUEL BOOSTER PUMP-MONTHLY PM	P	C079047PMPF2	FUEL FILLING STATION PUMP 2	4 W
WWT-D-PMPG-4WK-01	DIES-PUMP-GEAR FUEL BOOSTER PUMP-MONTHLY PM	P	C079047PMPTP1	DIESEL FUEL TRANSFER PUMP 1	4 W
WWT-D-PMPG-4WK-01	DIES-PUMP-GEAR FUEL BOOSTER PUMP-MONTHLY PM	P	C079047PMPTP2	DIESEL FUEL TRANSFER PUMP 2	4 W
WWT-D-PMPG-4WK-01	DIES-PUMP-GEAR FUEL BOOSTER PUMP-MONTHLY PM	P	C173552PMPLP1	SUPERIOR 1 PRE LUBE PUMP	4 W
WWT-D-PMPG-4WK-01	DIES-PUMP-GEAR FUEL BOOSTER PUMP-MONTHLY PM	P	C173552PMPLP2	SUPERIOR 2 PRE LUBE PUMP	4 W
WWT-D-PMPG-4WK-01	DIES-PUMP-GEAR FUEL BOOSTER PUMP-MONTHLY PM	P	C173552PMPLP3	SUPERIOR 3 PRE LUBE PUMP	4 W
WWT-D-PMPG-4WK-01	DIES-PUMP-GEAR FUEL BOOSTER PUMP-MONTHLY PM	P	C173552PMPLP4	SUPERIOR 4 PRE LUBE PUMP	4 W
WWT-D-PMPG-4WK-01	DIES-PUMP-GEAR FUEL BOOSTER PUMP-MONTHLY PM	P	N079047PMPTP1	DIESEL FUEL TRANSFER PUMP 1	4 W

WWT-D-PMPG-4WK-01	DIES-PUMP-GEAR FUEL BOOSTER PUMP-MONTHLY PM	P	N079047PMPTP2	DIESEL FUEL TRANSFER PUMP 2	4 W
WWT-D-PMPG-4WK-01	DIES-PUMP-GEAR FUEL BOOSTER PUMP-MONTHLY PM	P	S079047PMPTP1	DIESEL FUEL TRANSFER PUMP 1	4 W
WWT-D-PMPG-4WK-01	DIES-PUMP-GEAR FUEL BOOSTER PUMP-MONTHLY PM	P	S079047PMPTP2	DIESEL FUEL TRANSFER PUMP 2	4 W
WWT-D-PMPG-4WK-01	DIES-PUMP-GEAR FUEL BOOSTER PUMP-MONTHLY PM	P	S079447PMP1	DIESEL FUEL TRANSFER PUMP 1	4 W
WWT-D-PMPG-4WK-01	DIES-PUMP-GEAR FUEL BOOSTER PUMP-MONTHLY PM	P	S079447PMP2	DIESEL FUEL TRANSFER PUMP 2	4 W
WWT-D-PMPG-4WK-01	DIES-PUMP-GEAR FUEL BOOSTER PUMP-MONTHLY PM	P	S179447PMP01	DIESEL FUEL TRANSFER UNLOADING PUMP 1	4 W
WWT-D-PMPG-4WK-01	DIES-PUMP-GEAR FUEL BOOSTER PUMP-MONTHLY PM	P	S179447PMP02	DIESEL FUEL TRANSFER UNLOADING PUMP 2	4 W
WWT-D-PMPG-4WK-01	DIES-PUMP-GEAR FUEL BOOSTER PUMP-MONTHLY PM	P	S179447PMPFT01	DIESEL FUEL SUPPLY TRANSFER PUMP 1	4 W
WWT-D-PMPG-4WK-01	DIES-PUMP-GEAR FUEL BOOSTER PUMP-MONTHLY PM	P	S179447PMPFT02	DIESEL FUEL SUPPLY TRANSFER PUMP 2	4 W
WWT-D-PMPG-4WK-01	DIES-PUMP-GEAR FUEL BOOSTER PUMP-MONTHLY PM	P	S179447PMPFT03	DIESEL FUEL SUPPLY TRANSFER PUMP 3	4 W
WWT-D-PMPG-4WK-01	DIES-PUMP-GEAR FUEL BOOSTER PUMP-MONTHLY PM	P	S179447PMPFT04	DIESEL FUEL SUPPLY TRANSFER PUMP 4	4 W
WWT-E-DRVM-4WK-01	MONTHLY EFFLUENT MAGNETIC DRIVE OIL CHECK	P	C075042DRV1	EFFLUENT PUMP 1 MAGNETIC DRIVE	4 W
WWT-E-DRVM-4WK-01	MONTHLY EFFLUENT MAGNETIC DRIVE OIL CHECK	P	C075042DRV2	EFFLUENT PUMP 2 MAGNETIC DRIVE	4 W
WWT-E-DRVM-4WK-01	MONTHLY EFFLUENT MAGNETIC DRIVE OIL CHECK	P	C075042DRV3	EFFLUENT PUMP 3 MAGNETIC DRIVE	4 W
WWT-E-DRVM-4WK-01	MONTHLY EFFLUENT MAGNETIC DRIVE OIL CHECK	P	C075042DRV4	EFFLUENT PUMP 4 MAGNETIC DRIVE	4 W
WWT-E-DRVM-4WK-01	MONTHLY EFFLUENT MAGNETIC DRIVE OIL CHECK	P	C075042DRV5	EFFLUENT PUMP 5 MAGNETIC DRIVE	4 W
WWT-E-DRVM-4WK-01	MONTHLY EFFLUENT MAGNETIC DRIVE OIL CHECK	P	C075042DRV6	EFFLUENT PUMP 6 MAGNETIC DRIVE	4 W
WWT-E-DRVM-4WK-01	MONTHLY EFFLUENT MAGNETIC DRIVE OIL CHECK	P	C075042DRV7	EFFLUENT PUMP 7 MAGNETIC DRIVE	4 W
WWT-E-DRVM-4WK-01	MONTHLY EFFLUENT MAGNETIC DRIVE OIL CHECK	P	C075042DRV8	EFFLUENT PUMP 8 MAGNETIC DRIVE	4 W
WWT-E-DRVM-4WK-01	MONTHLY EFFLUENT MAGNETIC DRIVE OIL CHECK	P	S075042DRVEP2	EFFLUENT PUMP 2 MAGNETIC DRIVE	4 W
WWT-E-DRVM-4WK-01	MONTHLY EFFLUENT MAGNETIC DRIVE OIL CHECK	P	S075042DRVEP3	EFFLUENT PUMP 3 MAGNETIC DRIVE	4 W
WWT-E-DRVM-4WK-01	MONTHLY EFFLUENT MAGNETIC DRIVE OIL CHECK	P	S075042DRVEP4	EFFLUENT PUMP 4 MAGNETIC DRIVE	4 W
WWT-E-DRVM-4WK-01	MONTHLY EFFLUENT MAGNETIC DRIVE OIL CHECK	P	S075042DRVEP5	EFFLUENT PUMP 5 MAGNETIC DRIVE	4 W
WWT-E-MTRI-4WK-01	MONTHLY INDUCTION MOTOR PM 4TH ST	P	CP00162MTRMP1	PMP STA 0001 MAIN PUMP 1 MOTOR	4 W
WWT-E-MTRI-4WK-01	MONTHLY INDUCTION MOTOR PM 4TH ST	P	CP00162MTRMP2	PMP STA 0001 MAIN PUMP 2 MOTOR	4 W
WWT-E-MTRI-4WK-01	MONTHLY INDUCTION MOTOR PM 4TH ST	P	CP00162MTRMP3	PMP STA 0001 MAIN PUMP 3 MOTOR	4 W
WWT-E-MTRI-4WK-01	MONTHLY INDUCTION MOTOR PM 4TH ST	P	CP00162MTRMP4	PMP STA 0001 MAIN PUMP 4 MOTOR	4 W



WWT-E-MTRI-4WK-01	MONTHLY INDUCTION MOTOR PM 4TH ST	P	CP00162MTRMP5	PMP STA 0001 MAIN PUMP 5 MOTOR	4 W
WWT-E-MTRI-4WK-01	MONTHLY INDUCTION MOTOR PM 4TH ST	P	CP00162MTRMP6	PMP STA 0001 MAIN PUMP 6 MOTOR	4 W
WWT-E-MTRI-4WK-01	MONTHLY INDUCTION MOTOR PM 4TH ST	P	CP00162MTRMP7	PMP STA 0001 MAIN PUMP 7 MOTOR	4 W
WWT-E-MTRI-4WK-01	MONTHLY INDUCTION MOTOR PM 4TH ST	P	CP00162MTRMP8	PMP STA 0001 MAIN PUMP 8 MOTOR	4 W
WWT-E-MTRI-4WK-02	MONTHLY NORTH/SOUTH DIST EFF/INJ PUMP MOTOR & DRIVE PM	P	N075042MTR2	EFFLUENT PUMP 2 MOTOR	4 W
WWT-E-MTRI-4WK-02	MONTHLY NORTH/SOUTH DIST EFF/INJ PUMP MOTOR & DRIVE PM	P	N075042MTR5	EFFLUENT PUMP 5 MOTOR	4 W
WWT-E-MTRI-4WK-02	MONTHLY NORTH/SOUTH DIST EFF/INJ PUMP MOTOR & DRIVE PM	P	N080042MTRIP3	INJ WELL PUMP STA PUMP 3 MOTOR	4 W
WWT-E-MTRI-4WK-02	MONTHLY NORTH/SOUTH DIST EFF/INJ PUMP MOTOR & DRIVE PM	P	S075042MTR1	EFFLUENT PUMP 1 MOTOR	4 W
WWT-E-MTRI-4WK-02	MONTHLY NORTH/SOUTH DIST EFF/INJ PUMP MOTOR & DRIVE PM	P	S075042MTR10	EFFLUENT PUMP 10 MOTOR	4 W
WWT-E-MTRI-4WK-02	MONTHLY NORTH/SOUTH DIST EFF/INJ PUMP MOTOR & DRIVE PM	P	S075042MTR11	EFFLUENT PUMP 11 MOTOR	4 W
WWT-E-MTRI-4WK-02	MONTHLY NORTH/SOUTH DIST EFF/INJ PUMP MOTOR & DRIVE PM	P	S075042MTR12	EFFLUENT PUMP 12 MOTOR	4 W
WWT-E-MTRI-4WK-02	MONTHLY NORTH/SOUTH DIST EFF/INJ PUMP MOTOR & DRIVE PM	P	S075042MTR2	EFFLUENT PUMP 2 MOTOR	4 W
WWT-E-MTRI-4WK-02	MONTHLY NORTH/SOUTH DIST EFF/INJ PUMP MOTOR & DRIVE PM	P	S075042MTR3	EFFLUENT PUMP 3 MOTOR	4 W
WWT-E-MTRI-4WK-02	MONTHLY NORTH/SOUTH DIST EFF/INJ PUMP MOTOR & DRIVE PM	P	S075042MTR4	EFFLUENT PUMP 4 MOTOR	4 W
WWT-E-MTRI-4WK-02	MONTHLY NORTH/SOUTH DIST EFF/INJ PUMP MOTOR & DRIVE PM	P	S075042MTR5	EFFLUENT PUMP 5 MOTOR	4 W
WWT-E-MTRI-4WK-02	MONTHLY NORTH/SOUTH DIST EFF/INJ PUMP MOTOR & DRIVE PM	P	S075042MTR6	EFFLUENT PUMP 6 MOTOR	4 W
WWT-E-MTRI-4WK-02	MONTHLY NORTH/SOUTH DIST EFF/INJ PUMP MOTOR & DRIVE PM	P	S075042MTR7	EFFLUENT PUMP 7 MOTOR	4 W
WWT-E-MTRI-4WK-02	MONTHLY NORTH/SOUTH DIST EFF/INJ PUMP MOTOR & DRIVE PM	P	S075042MTR8	EFFLUENT PUMP 8 MOTOR	4 W
WWT-E-MTRI-4WK-02	MONTHLY NORTH/SOUTH DIST EFF/INJ PUMP MOTOR & DRIVE PM	P	S075042MTR9	EFFLUENT PUMP 9 MOTOR	4 W
WWT-E-PNLBB-4WK-01	MONTHLY LEVEL BUBBLER CONTROL PANEL PM	P	N075009PNLEPC	EFFLUENT PUMP CONTROL AND ANNUNCIATOR PANEL	4 W
WWT-E-SWTPT-4WK-01	MONTHLY POWER TRANSFER SWITCH PM	P	C075055SWTMCC	MOTOR CONTROL CENTER TRANSFER SWITCH	4 W
WWT-E-SWTPT-4WK-01	MONTHLY POWER TRANSFER SWITCH PM	P	C274055SWT	TRANSFER SWITCH	4 W
WWT-E-SWTPT-4WK-01	MONTHLY POWER TRANSFER SWITCH PM	P	CP00164SWTEGSA	PMP STA 0001 EMER GENERATORS TRANSFER SWITCH A	4 W
WWT-E-SWTPT-4WK-01	MONTHLY POWER TRANSFER SWITCH PM	P	CP00164SWTEGSB	PMP STA 0001 EMER GENERATORS TRANSFER SWITCH B	4 W
WWT-E-SWTPT-4WK-01	MONTHLY POWER TRANSFER SWITCH PM	P	S075055SWT1	AUTOMATIC TRANSFER SWITCH 1 480V LP1 & EP1	4 W
WWT-E-SWTPT-4WK-01	MONTHLY POWER TRANSFER SWITCH PM	P	S075055SWT2	AUTOMATIC TRANSFER SWITCH 2 480V L1	4 W
WWT-E-SWTPT-4WK-01	MONTHLY POWER TRANSFER SWITCH PM	P	S075055SWT3	AUTOMATIC TRANSFER SWITCH 3 480V LP2 & L2	4 W

WWT-E-SWTPT-4WK-01	MONTHLY POWER TRANSFER SWITCH PM	P	S076564SWTB4TS	GEN B4 AUTOMATIC TRANSFER SWITCH	4 W
WWT-D-ENGD-26WK-01	DIES-ALL ENGINE TYPES SEMI-ANNUAL OR 250 HR PD /OIL SAMPLE	P	PS0019-ASYS-EGEN-EGUN-01-ENG	PS0019 Emerg Gen #1 Engine	6 M
WWT-D-ENGD-26WK-01	DIES-ALL ENGINE TYPES SEMI-ANNUAL OR 250 HR PD /OIL SAMPLE	P	PS0022-ASYS-EGEN-EGUN-01-ENG	PS0022 Emerg Gen #1 Engine	6 M
WWT-D-ENGD-26WK-01	DIES-ALL ENGINE TYPES SEMI-ANNUAL OR 250 HR PD /OIL SAMPLE	P	PS0026-ASYS-EGEN-EGUN-01-ENG	PS0026 Emerg Gen #1 Engine	6 M
WWT-D-ENGD-26WK-01	DIES-ALL ENGINE TYPES SEMI-ANNUAL OR 250 HR PD /OIL SAMPLE	P	PS0027-ASYS-EGEN-EGUN-01-ENG	PS0027 Emerg Gen #1 Engine	6 M
WWT-D-ENGD-26WK-01	DIES-ALL ENGINE TYPES SEMI-ANNUAL OR 250 HR PD /OIL SAMPLE	P	PS0045-ASYS-EGEN-EGUN-01-ENG	PS0045 Emerg Gen #1 Engine	6 M
WWT-D-ENGD-26WK-01	DIES-ALL ENGINE TYPES SEMI-ANNUAL OR 250 HR PD /OIL SAMPLE	P	PS0060-ASYS-EGEN-EGUN-01-ENG	PS0060 Emerg Gen #1 Engine	6 M
WWT-D-ENGD-26WK-01	DIES-ALL ENGINE TYPES SEMI-ANNUAL OR 250 HR PD /OIL SAMPLE	P	PS0086-ASYS-EGEN-EGUN-01-ENG	PS0086 Emerg Gen #1 Engine	6 M
WWT-D-ENGD-26WK-01	DIES-ALL ENGINE TYPES SEMI-ANNUAL OR 250 HR PD /OIL SAMPLE	P	PS0091-ASYS-EGEN-EGUN-01-ENG	PS0091 Emerg Gen #1 Engine	6 M
WWT-D-ENGD-26WK-01	DIES-ALL ENGINE TYPES SEMI-ANNUAL OR 250 HR PD /OIL SAMPLE	P	PS0094-ASYS-EGEN-EGUN-01-ENG	PS0094 Emerg Gen #1 Engine	6 M
WWT-D-ENGD-26WK-01	DIES-ALL ENGINE TYPES SEMI-ANNUAL OR 250 HR PD /OIL SAMPLE	P	PS0097-ASYS-EGEN-EGUN-01-ENG	PS0097 Emerg Gen #1 Engine	6 M
WWT-D-ENGD-26WK-01	DIES-ALL ENGINE TYPES SEMI-ANNUAL OR 250 HR PD /OIL SAMPLE	P	PS0099-ASYS-EGEN-EGUN-01-ENG	PS0099 Emerg Gen #1 Engine	6 M
WWT-D-ENGD-26WK-01	DIES-ALL ENGINE TYPES SEMI-ANNUAL OR 250 HR PD /OIL SAMPLE	P	PS0100-ASYS-EGEN-EGUN-01-ENG	PS0100 Emerg Gen #1 Engine	6 M
WWT-D-ENGD-26WK-01	DIES-ALL ENGINE TYPES SEMI-ANNUAL OR 250 HR PD /OIL SAMPLE	P	PS0101-ASYS-EGEN-EGUN-01-ENG	PS0101 Emerg Gen #1 Engine	6 M
WWT-D-ENGD-26WK-01	DIES-ALL ENGINE TYPES SEMI-ANNUAL OR 250 HR PD /OIL SAMPLE	P	PS0103-ASYS-EGEN-EGUN-01-ENG	PS0103 Emerg Gen #1 Engine	6 M
WWT-D-ENGD-26WK-01	DIES-ALL ENGINE TYPES SEMI-ANNUAL OR 250 HR PD /OIL SAMPLE	P	PS0104-ASYS-EGEN-EGUN-01-ENG	PS0104 Emerg Gen #1 Engine	6 M
WWT-D-ENGD-26WK-01	DIES-ALL ENGINE TYPES SEMI-ANNUAL OR 250 HR PD /OIL SAMPLE	P	PS0107-ASYS-EGEN-EGUN-01-ENG	PS0107 Emerg Gen #1 Engine	6 M
WWT-D-ENGD-26WK-01	DIES-ALL ENGINE TYPES SEMI-ANNUAL OR 250 HR PD /OIL SAMPLE	P	PS0108-ASYS-EGEN-EGUN-01-ENG	PS0108 Emerg Gen #1 Engine	6 M
WWT-D-ENGD-26WK-01	DIES-ALL ENGINE TYPES SEMI-ANNUAL OR 250 HR PD /OIL SAMPLE	P	PS0110-ASYS-EGEN-EGUN-01-ENG	PS0110 Emerg Gen #1 Engine	6 M
WWT-D-ENGD-26WK-01	DIES-ALL ENGINE TYPES SEMI-ANNUAL OR 250 HR PD /OIL SAMPLE	P	PS0111-ASYS-EGEN-EGUN-01-ENG	PS0111 Emerg Gen #1 Engine	6 M
WWT-D-ENGD-26WK-01	DIES-ALL ENGINE TYPES SEMI-ANNUAL OR 250 HR PD /OIL SAMPLE	P	PS0114-ASYS-EGEN-EGUN-01-ENG	PS0114 Emerg Gen #1 Engine	6 M
WWT-D-ENGD-26WK-01	DIES-ALL ENGINE TYPES SEMI-ANNUAL OR 250 HR PD /OIL SAMPLE	P	PS0115-ASYS-EGEN-EGUN-01-ENG	PS0115 Emerg Gen #1 Engine	6 M
WWT-D-ENGD-26WK-01	DIES-ALL ENGINE TYPES SEMI-ANNUAL OR 250 HR PD /OIL SAMPLE	P	PS0121-ASYS-EGEN-EGUN-01-ENG	PS0121 Emerg Gen #1 Engine	6 M
WWT-D-ENGD-26WK-01	DIES-ALL ENGINE TYPES SEMI-ANNUAL OR 250 HR PD /OIL SAMPLE	P	PS0130-ASYS-EGEN-EGUN-01-ENG	PS0130 Emerg Gen #1 Engine	6 M
WWT-D-ENGD-26WK-01	DIES-ALL ENGINE TYPES SEMI-ANNUAL OR 250 HR PD /OIL SAMPLE	P	PS0145-ASYS-EGEN-EGUN-01-ENG	PS0145 Emerg Gen #1 Engine	6 M
WWT-D-ENGD-26WK-01	DIES-ALL ENGINE TYPES SEMI-ANNUAL OR 250 HR PD /OIL SAMPLE	P	PS0146-ASYS-EGEN-EGUN-01-ENG	PS0146 Emerg Gen #1 Engine	6 M
WWT-D-ENGD-26WK-01	DIES-ALL ENGINE TYPES SEMI-ANNUAL OR 250 HR PD /OIL SAMPLE	P	PS0146-ASYS-EGEN-EGUN-01-ENG	PS0146 Emerg Gen #1 Engine	6 M











WWT-D-ENGD-26WK-01	DIES-ALL ENGINE TYPES SEMI-ANNUAL OR 250 HR PD /OIL SAMPLE	P	PS1131-ASYS-EGEN-EGUN01-ENG	PS1131 Emerg Gen #1 Engine	6 M
WWT-D-ENGD-26WK-01	DIES-ALL ENGINE TYPES SEMI-ANNUAL OR 250 HR PD /OIL SAMPLE	P	PS1132-ASYS-EGEN-EGUN01-ENG	PS1132 Emerg Gen #1 Engine	6 M
WWT-D-ENGD-26WK-01	DIES-ALL ENGINE TYPES SEMI-ANNUAL OR 250 HR PD /OIL SAMPLE	P	PS1136-ASYS-EGEN-EGUN01-ENG	PS1136 Emerg Gen #1 Engine	6 M
WWT-D-ENGD-26WK-01	DIES-ALL ENGINE TYPES SEMI-ANNUAL OR 250 HR PD /OIL SAMPLE	P	PS1143-ASYS-EGEN-EGUN01-ENG	PS1143 Emerg Gen #1 Engine	6 M
WWT-D-ENGD-26WK-01	DIES-ALL ENGINE TYPES SEMI-ANNUAL OR 250 HR PD /OIL SAMPLE	P	PS1200-ASYS-EGEN-EGUN01-ENG	PS1200 Emerg Gen #1 Engine	6 M
WWT-D-ENGD-26WK-01	DIES-ALL ENGINE TYPES SEMI-ANNUAL OR 250 HR PD /OIL SAMPLE	P	PS1205-ASYS-EGEN-EGUN01-ENG	PS1205 Emerg Gen #1 Engine	6 M
WWT-D-ENGD-26WK-01	DIES-ALL ENGINE TYPES SEMI-ANNUAL OR 250 HR PD /OIL SAMPLE	P	PS1208-ASYS-EGEN-EGUN01-ENG	PS1208 Emerg Gen #1 Engine	6 M
WWT-D-ENGD-26WK-01	DIES-ALL ENGINE TYPES SEMI-ANNUAL OR 250 HR PD /OIL SAMPLE	P	PS1219-ASYS-EGEN-EGUN01-ENG	PS1219 Emerg Gen #1 Engine	6 M
WWT-D-ENGD-26WK-01	DIES-ALL ENGINE TYPES SEMI-ANNUAL OR 250 HR PD /OIL SAMPLE	P	PS1224-ASYS-EGEN-EGUN01-ENG	PS1224 Emerg Gen #1 Engine	6 M
WWT-D-ENGD-26WK-01	DIES-ALL ENGINE TYPES SEMI-ANNUAL OR 250 HR PD /OIL SAMPLE	P	PS1227-ASYS-EGEN-EGUN01-ENG	PS1227 Emerg Gen #1 Engine	6 M
WWT-D-ENGD-26WK-01	DIES-ALL ENGINE TYPES SEMI-ANNUAL OR 250 HR PD /OIL SAMPLE	P	PS1233-ASYS-EGEN-EGUN01-ENG	PS1233 Emerg Gen #1 Engine	6 M
WWT-D-ENGD-26WK-01	DIES-ALL ENGINE TYPES SEMI-ANNUAL OR 250 HR PD /OIL SAMPLE	P	PS1234-ASYS-EGEN-EGUN01-ENG	PS1234 Emerg Gen #1 Engine	6 M
WWT-D-ENGD-26WK-01	DIES-ALL ENGINE TYPES SEMI-ANNUAL OR 250 HR PD /OIL SAMPLE	P	PS1305-ASYS-EGEN-EGUN01-ENG	PS1305 Emerg Gen #1 Engine	6 M
WWT-D-ENGD-26WK-01	DIES-ALL ENGINE TYPES SEMI-ANNUAL OR 250 HR PD /OIL SAMPLE	P	PS1306-ASYS-EGEN-EGUN01-ENG	PS1306 Emerg Gen #1 Engine	6 M
WWT-D-ENGD-26WK-01	DIES-ALL ENGINE TYPES SEMI-ANNUAL OR 250 HR PD /OIL SAMPLE	P	PS1310-ASYS-EGEN-EGUN01-ENG	PS1310 Emerg Gen #1 Engine	6 M
WWT-D-ENGD-26WK-01	DIES-ALL ENGINE TYPES SEMI-ANNUAL OR 250 HR PD /OIL SAMPLE	P	PS1310-ASYS-EGEN-EGUN02-ENG	PS1310 Emerg Gen #2 Engine	6 M
WWT-D-ENGD-26WK-01	DIES-ALL ENGINE TYPES SEMI-ANNUAL OR 250 HR PD /OIL SAMPLE	P	PS1311-ASYS-EGEN-EGUN01-ENG	PS1311 Emerg Gen #1 Engine	6 M
WWT-D-ENGD-26WK-01	DIES-ALL ENGINE TYPES SEMI-ANNUAL OR 250 HR PD /OIL SAMPLE	P	PS1313-ASYS-EGEN-EGUN01-ENG	PS1313 Emerg Gen #1 Engine	6 M
WWT-D-ENGD-26WK-01	DIES-ALL ENGINE TYPES SEMI-ANNUAL OR 250 HR PD /OIL SAMPLE	P	PS1314-ASYS-EGEN-EGUN01-ENG	PS1314 Emerg Gen #1 Engine	6 M
WWT-D-ENGD-26WK-01	DIES-ALL ENGINE TYPES SEMI-ANNUAL OR 250 HR PD /OIL SAMPLE	P	PS1321-ASYS-EGEN-EGUN01-ENG	PS1321 Emerg Gen #1 Engine	6 M
WWT-D-ENGD-26WK-01	DIES-ALL ENGINE TYPES SEMI-ANNUAL OR 250 HR PD /OIL SAMPLE	P	PS1322-ASYS-EGEN-EGUN01-ENG	PS1322 Emerg Gen #1 Engine	6 M
WWT-D-ENGD-26WK-01	DIES-ALL ENGINE TYPES SEMI-ANNUAL OR 250 HR PD /OIL SAMPLE	P	PS1323-ASYS-EGEN-EGUN01-ENG	PS1323 Emerg Gen #1 Engine	6 M
WWT-E-DRVM-8WK-01	BIMONTHLYMAGNETIC DRIVE LUBRICATION PM	P	N060405DRV1	PLANT SANITARY WASTE PUMP 1 MAGNETIC DRIVE	8 W
WWT-E-DRVM-8WK-01	BIMONTHLYMAGNETIC DRIVE LUBRICATION PM	P	N060405DRV2	PLANT SANITARY WASTE PUMP 2 MAGNETIC DRIVE	8 W
WWT-D-ENGD-12WK-01	DIES-ENGINE-DIESEL-QUARTERLY EMD STARTER/AIR BOX PM (GM 20645F4B)	P	C076564ENGE64	EMERGENCY GENERATOR ENGINE 4	12 W
WWT-D-ENGD-12WK-01	DIES-ENGINE-DIESEL-QUARTERLY EMD STARTER/AIR BOX PM (GM 20645F4B)	P	C076564ENGE65	EMERGENCY GENERATOR ENGINE 5	12 W
WWT-D-ENGD-12WK-01	DIES-ENGINE-DIESEL-QUARTERLY EMD STARTER/AIR BOX PM (GM 20645F4B)	P	C076564ENGE6A1	EMERGENCY GENERATOR ENGINE 2	12 W



WWT-D-ENG-12WK-01	DIES-ENGINE-DIESEL-QUARTERLY EMD STARTER/AIR BOX PM (GM 20645F4B)	P	C076564ENGEGB1	EMERGENCY GENERATOR ENGINE 1	12	W
WWT-D-ENG-12WK-01	DIES-ENGINE-DIESEL-QUARTERLY EMD STARTER/AIR BOX PM (GM 20645F4B)	P	C076564ENGEGB2	EMERGENCY GENERATOR ENGINE 3	12	W
WWT-D-ENG-12WK-01	DIES-ENGINE-DIESEL-QUARTERLY EMD STARTER/AIR BOX PM (GM 20645F4B)	P	CP00162ENG2	PMP STA 0001 MAIN PUMP 2 DIESEL ENGINE	12	W
WWT-D-ENG-12WK-01	DIES-ENGINE-DIESEL-QUARTERLY EMD STARTER/AIR BOX PM (GM 20645F4B)	P	CP00162ENG3	PMP STA 0001 MAIN PUMP 3 DIESEL ENGINE	12	W
WWT-D-ENG-12WK-01	DIES-ENGINE-DIESEL-QUARTERLY EMD STARTER/AIR BOX PM (GM 20645F4B)	P	CP00162ENG4	PMP STA 0001 MAIN PUMP 4 DIESEL ENGINE	12	W
WWT-D-ENG-12WK-01	DIES-ENGINE-DIESEL-QUARTERLY EMD STARTER/AIR BOX PM (GM 20645F4B)	P	CP00162ENG6	PMP STA 0001 MAIN PUMP 6 DIESEL ENGINE	12	W
WWT-D-ENG-12WK-01	DIES-ENGINE-DIESEL-QUARTERLY EMD STARTER/AIR BOX PM (GM 20645F4B)	P	CP00162ENG7	PMP STA 0001 MAIN PUMP 7 DIESEL ENGINE	12	W
WWT-D-ENG-12WK-01	DIES-ENGINE-DIESEL-QUARTERLY EMD STARTER/AIR BOX PM (GM 20645F4B)	P	CP00162ENG8	PMP STA 0001 MAIN PUMP 8 DIESEL ENGINE	12	W
WWT-D-ENG-12WK-01	DIES-ENGINE-DIESEL-QUARTERLY EMD STARTER/AIR BOX PM (GM 20645F4B)	P	CP00164ENG1	PMP STA 0001 EMER GENERATOR 1 ENGINE	12	W
WWT-D-ENG-12WK-01	DIES-ENGINE-DIESEL-QUARTERLY EMD STARTER/AIR BOX PM (GM 20645F4B)	P	CP00164ENG2	PMP STA 0001 EMER GENERATOR 2 ENGINE	12	W
WWT-D-ENG-12WK-01	DIES-ENGINE-DIESEL-QUARTERLY EMD STARTER/AIR BOX PM (GM 20645F4B)	P	CP00264ENGE G1	EMERGENCY GENERATOR 1 ENGINE	12	W
WWT-D-ENG-12WK-01	DIES-ENGINE-DIESEL-QUARTERLY EMD STARTER/AIR BOX PM (GM 20645F4B)	P	CP00264ENGE G2	EMERGENCY GENERATOR 2 ENGINE	12	W
WWT-D-ENG-12WK-01	DIES-ENGINE-DIESEL-QUARTERLY EMD STARTER/AIR BOX PM (GM 20645F4B)	P	N076564ENGE G1	EMERGENCY GENERATOR 1 ENGINE	12	W
WWT-D-ENG-12WK-01	DIES-ENGINE-DIESEL-QUARTERLY EMD STARTER/AIR BOX PM (GM 20645F4B)	P	N076564ENGE G2	EMERGENCY GENERATOR 2 ENGINE	12	W
WWT-D-ENG-12WK-01	DIES-ENGINE-DIESEL-QUARTERLY EMD STARTER/AIR BOX PM (GM 20645F4B)	P	N076564ENGE G3	EMERGENCY GENERATOR 3 ENGINE	12	W
WWT-D-ENG-12WK-01	DIES-ENGINE-DIESEL-QUARTERLY EMD STARTER/AIR BOX PM (GM 20645F4B)	P	N076564ENGE G4	EMERGENCY GENERATOR 4 ENGINE	12	W
WWT-D-ENG-12WK-01	DIES-ENGINE-DIESEL-QUARTERLY EMD STARTER/AIR BOX PM (GM 20645F4B)	P	N076564ENGE G5	EMERGENCY GENERATOR 5 ENGINE	12	W
WWT-D-ENG-12WK-01	DIES-ENGINE-DIESEL-QUARTERLY EMD STARTER/AIR BOX PM (GM 20645F4B)	P	N076564ENGE G6	EMERGENCY GENERATOR 6 ENGINE	12	W
WWT-D-ENG-12WK-01	DIES-ENGINE-DIESEL-QUARTERLY EMD STARTER/AIR BOX PM (GM 20645F4B)	P	S076564ENGE G6	EMERGENCY GENERATOR 6 ENGINE	12	W
WWT-D-ENG-12WK-01	DIES-ENGINE-DIESEL-QUARTERLY EMD STARTER/AIR BOX PM (GM 20645F4B)	P	S076564ENGE GA1	EMERGENCY GENERATOR 2 ENGINE	12	W
WWT-D-ENG-12WK-01	DIES-ENGINE-DIESEL-QUARTERLY EMD STARTER/AIR BOX PM (GM 20645F4B)	P	S076564ENGE GB1	EMERGENCY GENERATOR 1 ENGINE	12	W
WWT-D-ENG-12WK-01	DIES-ENGINE-DIESEL-QUARTERLY EMD STARTER/AIR BOX PM (GM 20645F4B)	P	S076564ENGE GB2	EMERGENCY GENERATOR 3 ENGINE	12	W
WWT-D-ENG-12WK-01	DIES-ENGINE-DIESEL-QUARTERLY EMD STARTER/AIR BOX PM (GM 20645F4B)	P	S076564ENGE GB3	EMERGENCY GENERATOR 4 ENGINE	12	W
WWT-D-ENG-12WK-01	DIES-ENGINE-DIESEL-QUARTERLY EMD STARTER/AIR BOX PM (GM 20645F4B)	P	S076564ENGE GB4	EMERGENCY GENERATOR 5 ENGINE	12	W
WWT-D-ENG-12WK-01	DIES-ENGINE-DIESEL-QUARTERLY EMD STARTER/AIR BOX PM (GM 20645F4B)	P	S176564ENGE G01	MAIN SWITCHGEAR BLDG 2 EMERGENCY GENERATOR 1 ENGINE	12	W
WWT-D-ENG-12WK-01	DIES-ENGINE-DIESEL-QUARTERLY EMD STARTER/AIR BOX PM (GM 20645F4B)	P	S176564ENGE G02	MAIN SWITCHGEAR BLDG 2 EMERGENCY GENERATOR 2 ENGINE	12	W
WWT-D-ENG-12WK-01	DIES-ENGINE-DIESEL-QUARTERLY EMD STARTER/AIR BOX PM (GM 20645F4B)	P	S176564ENGE G03	MAIN SWITCHGEAR BLDG 2 EMERGENCY GENERATOR 3 ENGINE	12	W

WWT-D-ENG-12WK-01	DIES-ENGINE-DIESEL-QUARTERLY EMD STARTER/AIR BOX PM (GM 20645F4B)	P	S176564ENGE04	MAIN SWITCHGEAR BLDG 2 EMERGENCY GENERATOR 4 ENGINE	12	W
WWT-D-ENG-12WK-01	DIES-ENGINE-DIESEL-QUARTERLY EMD STARTER/AIR BOX PM (GM 20645F4B)	P	S176564ENGE05	MAIN SWITCHGEAR BLDG 2 EMERGENCY GENERATOR 5 ENGINE	12	W
WWT-D-ENG-12WK-01	DIES-ENGINE-DIESEL-QUARTERLY EMD STARTER/AIR BOX PM (GM 20645F4B)	P	S176564ENGE06	MAIN SWITCHGEAR BLDG 2 EMERGENCY GENERATOR 6 ENGINE	12	W
WWT-D-ENG-12WK-01	DIES-ENGINE-DIESEL-QUARTERLY EMD STARTER/AIR BOX PM (GM 20645F4B)	P	S176564ENGE07	MAIN SWITCHGEAR BLDG 2 EMERGENCY GENERATOR 7 ENGINE	12	W
WWT-E-MTRI-12WK-01	QUARTERLY/ SEMI-ANNUAL O2 TRAIN INDUCTION MOTOR PM	P	C0616XJMTR1	O2 COMP 1 MOTOR	12	W
WWT-E-MTRI-12WK-01	QUARTERLY/ SEMI-ANNUAL O2 TRAIN INDUCTION MOTOR PM	P	C0616XJMTR2	O2 COMP 2 MOTOR	12	W
WWT-E-MTRI-12WK-01	QUARTERLY/ SEMI-ANNUAL O2 TRAIN INDUCTION MOTOR PM	P	C0617XJMTRAC3	O2 COMP 3 MOTOR	12	W
WWT-E-MTRI-12WK-02	QUARTERLY INDUCTION MOTOR PM 4TH ST	P	CP00162MTRMP5	PMP STA 0001 MAIN PUMP 5 MOTOR	12	W
WWT-E-MTRI-12WK-02	QUARTERLY INDUCTION MOTOR PM 4TH ST	P	CP00162MTRMP6	PMP STA 0001 MAIN PUMP 6 MOTOR	12	W
WWT-E-MTRI-12WK-02	QUARTERLY INDUCTION MOTOR PM 4TH ST	P	CP00162MTRMP7	PMP STA 0001 MAIN PUMP 7 MOTOR	12	W
WWT-E-MTRI-12WK-02	QUARTERLY INDUCTION MOTOR PM 4TH ST	P	CP00162MTRMP8	PMP STA 0001 MAIN PUMP 8 MOTOR	12	W
WWT-E-MTRI-12WK-02	QUARTERLY INDUCTION MOTOR PM 4TH ST	P	CP00163MTRASCN	DIESEL ENGINE AIR START AIR COMPRESSOR NORTH MOTOR	12	W
WWT-E-MTRI-12WK-02	QUARTERLY INDUCTION MOTOR PM 4TH ST	P	CP00163MTRASC	DIESEL ENGINE AIR START AIR COMPRESSOR SOUTH MOTOR	12	W
WWT-E-PNLA-12WK-01	QUARTERLY ANNUNCIATOR PANEL PM	P	N060183PNLSA	STATION ANNUNCIATOR (24 POINTS)	12	W
WWT-E-TRNO-12WK-01	QUARTERLY OIL TRANSFORMER PM	P	C076654TRNTD	STEPDOWN TRANSFORMER 13200/480V	12	W
WWT-E-TRNO-12WK-01	QUARTERLY OIL TRANSFORMER PM	P	C076752TRNTU	STEP UP TRANSFORMER 4160/13200V	12	W
WWT-E-TRNO-12WK-01	QUARTERLY OIL TRANSFORMER PM	P	C076754TRNTD	STEPDOWN TRANSFORMER 13200V/480V	12	W
WWT-E-TRNO-12WK-01	QUARTERLY OIL TRANSFORMER PM	P	C076854TRNTD	STEPDOWN TRANSFORMER 13.2KV/2200V	12	W
WWT-E-TRNO-12WK-01	QUARTERLY OIL TRANSFORMER PM	P	C076954TRNTD	STEPDOWN TRANSFORMER 13.2KV/2.2KV	12	W
WWT-E-TRNO-12WK-01	QUARTERLY OIL TRANSFORMER PM	P	C077054TRNTD	STEPDOWN TRANSFORMER 13200V/480	12	W
WWT-E-TRNO-12WK-01	QUARTERLY OIL TRANSFORMER PM	P	C077154TRNTD	STEPDOWN TRANSFORMER 13200V/480V	12	W
WWT-E-TRNO-12WK-01	QUARTERLY OIL TRANSFORMER PM	P	C077254TRNTD	STEPDOWN TRANSFORMER 13200V/480V	12	W
WWT-E-TRNO-12WK-01	QUARTERLY OIL TRANSFORMER PM	P	C077354TRNTD	STEPDOWN TRANSFORMER 13200V/480V	12	W
WWT-E-TRNO-12WK-01	QUARTERLY OIL TRANSFORMER PM	P	C077454TRNTD	STEPDOWN TRANSFORMER 13200V/480V	12	W
WWT-E-TRNO-12WK-01	QUARTERLY OIL TRANSFORMER PM	P	C077554TRNTD	STEPDOWN TRANSFORMER 13200V/480V	12	W
WWT-E-TRNO-12WK-01	QUARTERLY OIL TRANSFORMER PM	P	C077654TRNTD	STEPDOWN TRANSFORMER 13200V/4160V	12	W
WWT-E-TRNO-12WK-01	QUARTERLY OIL TRANSFORMER PM	P	C077654TRNX	AUXILIARY STEPDOWN TRANSFORMER 4160/480-277V	12	W

WWT-E-TRNO-12WK-01	QUARTERLY OIL TRANSFORMER PM	P	C077754TRNTD	STEPDOWN TRANSFORMER 13200V/4160V	12	W
WWT-E-TRNO-12WK-01	QUARTERLY OIL TRANSFORMER PM	P	C077854TRNTD	STEPDOWN TRANSFORMER 13200V/480V	12	W
WWT-E-TRNO-12WK-01	QUARTERLY OIL TRANSFORMER PM	P	C077954TRNTD	STEPDOWN TRANSFORMER 13200V/480V	12	W
WWT-E-TRNO-12WK-01	QUARTERLY OIL TRANSFORMER PM	P	C078054TRNTD	STEPDOWN TRANSFORMER 13200V/480V	12	W
WWT-E-TRNO-12WK-01	QUARTERLY OIL TRANSFORMER PM	P	C078154TRNTD	STEPDOWN TRANSFORMER 13200V/480- 277V	12	W
WWT-E-TRNO-12WK-01	QUARTERLY OIL TRANSFORMER PM	P	C078254TRNTD	STEPDOWN TRANSFORMER 13200V/480V	12	W
WWT-E-TRNO-12WK-01	QUARTERLY OIL TRANSFORMER PM	P	C078354TRNTD	STEPDOWN TRANSFORMER 13200V/480V	12	W
WWT-E-TRNO-12WK-01	QUARTERLY OIL TRANSFORMER PM	P	C078454TRNTD	STEPDOWN TRANSFORMER 13200V/480V	12	W
WWT-E-TRNO-12WK-01	QUARTERLY OIL TRANSFORMER PM	P	C078554TRNM	STEPDOWN TRANSFORMER 13200V/480V	12	W
WWT-E-TRNO-12WK-01	QUARTERLY OIL TRANSFORMER PM	P	C078654TRNTD	STEPDOWN TRANSFORMER 13200V/4160V	12	W
WWT-E-TRNO-12WK-01	QUARTERLY OIL TRANSFORMER PM	P	C078754TRNTD	STEPDOWN TRANSFORMER 13200V/4160V	12	W
WWT-E-TRNO-12WK-01	QUARTERLY OIL TRANSFORMER PM	P	C078854TRNSUB07A	STEPDOWN TRANSFORMER 13200V/2400V	12	W
WWT-E-TRNO-12WK-01	QUARTERLY OIL TRANSFORMER PM	P	C079154TRNSUB09A	STEPDOWN TRANSFORMER 13200V/480	12	W
WWT-E-TRNO-12WK-01	QUARTERLY OIL TRANSFORMER PM	P	C079354TRNSUB19A	STEPDOWN TRANSFORMER 13200V/480	12	W
WWT-E-TRNO-12WK-01	QUARTERLY OIL TRANSFORMER PM	P	C079454TRNSUB20B	STEPDOWN TRANSFORMER 13200V/480	12	W
WWT-E-TRNO-12WK-01	QUARTERLY OIL TRANSFORMER PM	P	S076555TRN	MAIN SWITCHGEAR BLDG 1 GENERATOR 5 STEPDOWN TRANSFORMER 4160-480-277	12	W
WWT-E-TRNO-12WK-01	QUARTERLY OIL TRANSFORMER PM	P	S076654TRNTD	SUBSTATION #1 STEPDOWN TRANSFORMER 13200/480-277	12	W
WWT-E-TRNO-12WK-01	QUARTERLY OIL TRANSFORMER PM	P	S076754TRNTD	SUBSTATION #2 STEPDOWN TRANSFORMER 13200/480-277 VOLTS	12	W
WWT-E-TRNO-12WK-01	QUARTERLY OIL TRANSFORMER PM	P	S076854TRNTD	SUBSTATION #3 STEPDOWN TRANSFORMER 13200/4160-2400 VOLTS	12	W
WWT-E-TRNO-12WK-01	QUARTERLY OIL TRANSFORMER PM	P	S076954TRNTD	SUBSTATION #4 STEPDOWN TRANSFORMER 13200/4160-2400 VOLTS	12	W
WWT-E-TRNO-12WK-01	QUARTERLY OIL TRANSFORMER PM	P	S077054TRNTD	SUBSTATION #5 STEPDOWN TRANSFORMER 13200/480-277 VOLTS	12	W
WWT-E-TRNO-12WK-01	QUARTERLY OIL TRANSFORMER PM	P	S077054TRNTU	SUBSTATION #5 STEP UP TRANSFORMER 4160/13200 VOLTS	12	W
WWT-E-TRNO-12WK-01	QUARTERLY OIL TRANSFORMER PM	P	S077154TRNTD	SUBSTATION #6 STEPDOWN TRANSFORMER 13200/480-277 VOLTS	12	W
WWT-E-TRNO-12WK-01	QUARTERLY OIL TRANSFORMER PM	P	S077154TRNTU	SUBSTATION #6 STEP UP TRANSFORMER 4160/13200 VOLTS	12	W

WWT-E-TRNO-12WK-01	QUARTERLY OIL TRANSFORMER PM	P	S077254TRN07A	SUBSTATION #7 STEPDOWN TRANSFORMER 7A 13200/480-277 VOLTS	12	W
WWT-E-TRNO-12WK-01	QUARTERLY OIL TRANSFORMER PM	P	S077254TRNTD	SUBSTATION #7 STEPDOWN TRANSFORMER 13200/480-277 VOLTS	12	W
WWT-E-TRNO-12WK-01	QUARTERLY OIL TRANSFORMER PM	P	S077354TRNTD	SUBSTATION #8 STEPDOWN TRANSFORMER 13200/480-277 VOLTS	12	W
WWT-E-TRNO-12WK-01	QUARTERLY OIL TRANSFORMER PM	P	S077454TRNTD	SUBSTATION #9 STEPDOWN TRANSFORMER 13200/480-277 VOLTS	12	W
WWT-E-TRNO-12WK-01	QUARTERLY OIL TRANSFORMER PM	P	S077555TRNOSDTD	SUBSTATION # 10 STEPDOWN TRANSFORMER 13200/480-277 VOLTS	12	W
WWT-E-TRNO-12WK-01	QUARTERLY OIL TRANSFORMER PM	P	S077654TRNTD	SUBSTATION # 11 STEPDOWN TRANSFORMER 13200/480-277 VOLTS	12	W
WWT-E-TRNO-12WK-01	QUARTERLY OIL TRANSFORMER PM	P	S077754TRNTD	SUBSTATION #12 STEPDOWN TRANSFORMER 13200/480-277 VOLTS	12	W
WWT-E-TRNO-12WK-01	QUARTERLY OIL TRANSFORMER PM	P	S077854TRNT1	SUBSTATION # 13 STEPDOWN TRANSFORMER 1 13200/480-277 VOLTS	12	W
WWT-E-TRNO-12WK-01	QUARTERLY OIL TRANSFORMER PM	P	S077854TRNT2	SUBSTATION # 13 STEPDOWN TRANSFORMER 2 13200/4160 VOLTS	12	W
WWT-E-TRNO-12WK-01	QUARTERLY OIL TRANSFORMER PM	P	S077854TRNT5	SUBSTATION # 13 STEPDOWN TRANSFORMER 5 13200/4160 VOLTS	12	W
WWT-E-TRNO-12WK-01	QUARTERLY OIL TRANSFORMER PM	P	S077854TRNT6	SUBSTATION # 13 STEPDOWN TRANSFORMER 6 13200/480-277 VOLTS	12	W
WWT-E-TRNO-12WK-01	QUARTERLY OIL TRANSFORMER PM	P	S077954TRNT3	SUBSTATION # 14 STEPDOWN TRANSFORMER 3 13200/480-277 VOLTS	12	W
WWT-E-TRNO-12WK-01	QUARTERLY OIL TRANSFORMER PM	P	S077954TRNT4	SUBSTATION # 14 STEPDOWN TRANSFORMER 4 13200/4160 VOLTS	12	W
WWT-E-TRNO-12WK-01	QUARTERLY OIL TRANSFORMER PM	P	S077954TRNT7	SUBSTATION # 14 STEPDOWN TRANSFORMER 7 13200/4160 VOLTS	12	W
WWT-E-TRNO-12WK-01	QUARTERLY OIL TRANSFORMER PM	P	S077954TRNT8	SUBSTATION # 14 STEPDOWN TRANSFORMER 8 13200/480-277 VOLTS	12	W
WWT-E-TRNO-12WK-01	QUARTERLY OIL TRANSFORMER PM	P	S078054TRNSDT	SUBSTATION # 15 STEP SOWN TRANSFORMER 13200/480-277 VOLTS	12	W
WWT-E-TRNO-12WK-01	QUARTERLY OIL TRANSFORMER PM	P	S078154TRNSDT	SUBSTATION # 16 STEPDOWN TRANSFORMER 13200/480-277 VOLTS	12	W
WWT-E-TRNO-12WK-01	QUARTERLY OIL TRANSFORMER PM	P	S078254TRNSDT	SUBSTATION # 17 STEPDOWN TRANSFORMER 13200/480-277 VOLTS	12	W
WWT-E-TRNO-12WK-01	QUARTERLY OIL TRANSFORMER PM	P	S078354TRNSDT	SUBSTATION # 18 STEPDOWN TRANSFORMER 13200/408-277 VOLTS	12	W
WWT-E-TRNO-12WK-01	QUARTERLY OIL TRANSFORMER PM	P	S078554TRNSDT	SUBSTATION # 20 STEPDOWN TRANSFORMER 13200/4160 VOLTS	12	W
WWT-E-TRNO-12WK-01	QUARTERLY OIL TRANSFORMER PM	P	S078754TRN08A	SUBSTATION # 8A STEPDOWN TRANSFORMER 8A 13200/480-277 VOLTS	12	W

WWT-D-CMPS-26WK-01	DIES-STARTER COMPRESSOR-SEMIANNUAL PM	P	C076564CMP1	AIR START COMPRESSOR 1	26	W
WWT-D-CMPS-26WK-01	DIES-STARTER COMPRESSOR-SEMIANNUAL PM	P	C076564CMP2	AIR START COMPRESSOR 2	26	W
WWT-D-CMPS-26WK-01	DIES-STARTER COMPRESSOR-SEMIANNUAL PM	P	C173563CMP1	AIR COMPRESSOR 1	26	W
WWT-D-CMPS-26WK-01	DIES-STARTER COMPRESSOR-SEMIANNUAL PM	P	C173563CMP3	AIR COMPRESSOR 3	26	W
WWT-D-CMPS-26WK-01	DIES-STARTER COMPRESSOR-SEMIANNUAL PM	P	C173563CMP4	AIR COMPRESSOR 4	26	W
WWT-D-CMPS-26WK-01	DIES-STARTER COMPRESSOR-SEMIANNUAL PM	P	C173563CMP5	AIR COMPRESSOR 5	26	W
WWT-D-CMPS-26WK-01	DIES-STARTER COMPRESSOR-SEMIANNUAL PM	P	C173563CMP6	AIR COMPRESSOR 6	26	W
WWT-D-CMPS-26WK-01	DIES-STARTER COMPRESSOR-SEMIANNUAL PM	P	CP00163CMPA	AUXILIARY AIR COMPRESSOR	26	W
WWT-D-CMPS-26WK-01	DIES-STARTER COMPRESSOR-SEMIANNUAL PM	P	CP00163CMPN	DIESEL ENGINE AIR START AIR COMPRESSOR NORTH	26	W
WWT-D-CMPS-26WK-01	DIES-STARTER COMPRESSOR-SEMIANNUAL PM	P	CP00163CMP5	DIESEL ENGINE AIR START AIR COMPRESSOR SOUTH	26	W
WWT-D-CMPS-26WK-01	DIES-STARTER COMPRESSOR-SEMIANNUAL PM	P	N076563CMPAC1	DIESEL ENGINE AIR START AIR COMPRESSOR 1	26	W
WWT-D-CMPS-26WK-01	DIES-STARTER COMPRESSOR-SEMIANNUAL PM	P	N076563CMPAC2	DIESEL ENGINE AIR START AIR COMPRESSOR 2	26	W
WWT-D-CMPS-26WK-01	DIES-STARTER COMPRESSOR-SEMIANNUAL PM	P	N076563CMPAC3	DIESEL ENGINE AIR START AIR COMPRESSOR 3	26	W
WWT-D-CMPS-26WK-01	DIES-STARTER COMPRESSOR-SEMIANNUAL PM	P	S073563CMPAC1	SUPERIOR ENGINE AIR START AIR COMPRESSOR 1	26	W
WWT-D-CMPS-26WK-01	DIES-STARTER COMPRESSOR-SEMIANNUAL PM	P	S073563CMPAC2	SUPERIOR ENGINE AIR START AIR COMPRESSOR 2	26	W
WWT-D-CMPS-26WK-01	DIES-STARTER COMPRESSOR-SEMIANNUAL PM	P	S073563CMPAC3	SUPERIOR ENGINE AIR START AUX AIR COMPRESSOR 3	26	W
WWT-D-CMPS-26WK-01	DIES-STARTER COMPRESSOR-SEMIANNUAL PM	P	S076563CMPAC1	DIESEL ENGINE AIR START AIR COMPRESSOR 1	26	W
WWT-D-CMPS-26WK-01	DIES-STARTER COMPRESSOR-SEMIANNUAL PM	P	S076563CMPAC2	DIESEL ENGINE AIR START AIR COMPRESSOR 2	26	W
WWT-D-CMPS-26WK-01	DIES-STARTER COMPRESSOR-SEMIANNUAL PM	P	S076563CMPAC3	DIESEL ENGINE AIR START AIR COMPRESSOR 3	26	W
WWT-D-CMPS-26WK-01	DIES-STARTER COMPRESSOR-SEMIANNUAL PM	P	S176563CMPAS01	MAIN SWITCHGEAR BLDG 2 DIESEL ENGINE AIR START AIR COMPRESSOR 1	26	W
WWT-D-CMPS-26WK-01	DIES-STARTER COMPRESSOR-SEMIANNUAL PM	P	S176563CMPAS02	MAIN SWITCHGEAR BLDG 2 DIESEL ENGINE AIR START AIR COMPRESSOR 2	26	W
WWT-D-CMPS-26WK-01	DIES-STARTER COMPRESSOR-SEMIANNUAL PM	P	S176563CMPAS03	MAIN SWITCHGEAR BLDG 2 DIESEL ENGINE AIR START AIR COMPRESSOR 3	26	W
WWT-D-CMPS-26WK-01	DIES-STARTER COMPRESSOR-SEMIANNUAL PM	P	S176563CMPAS04	MAIN SWITCHGEAR BLDG 2 DIESEL ENGINE AUX AIR START AIR COMPRESSOR 4	26	W
WWT-D-ENGD-26WK-01	DIES-ALL ENGINE TYPES SEMI-ANNUAL OR 250 HR PD /OIL SAMPLE	P	C076564ENGD1	AIR START COMPRESSOR ENGINE	26	W
WWT-D-ENGD-26WK-01	DIES-ALL ENGINE TYPES SEMI-ANNUAL OR 250 HR PD /OIL SAMPLE	P	C076564ENGE4	EMERGENCY GENERATOR ENGINE 4	26	W
WWT-D-ENGD-26WK-01	DIES-ALL ENGINE TYPES SEMI-ANNUAL OR 250 HR PD /OIL SAMPLE	P	C076564ENGE5	EMERGENCY GENERATOR ENGINE 5	26	W

WWT-D-ENG-26WK-01	DIES-ALL ENGINE TYPES SEMI-ANNUAL OR 250 HR PD /OIL SAMPLE	P	C076564ENGEA1	EMERGENCY GENERATOR ENGINE 2	26	W
WWT-D-ENG-26WK-01	DIES-ALL ENGINE TYPES SEMI-ANNUAL OR 250 HR PD /OIL SAMPLE	P	C076564ENGEGB1	EMERGENCY GENERATOR ENGINE 1	26	W
WWT-D-ENG-26WK-01	DIES-ALL ENGINE TYPES SEMI-ANNUAL OR 250 HR PD /OIL SAMPLE	P	C076564ENGEGB2	EMERGENCY GENERATOR ENGINE 3	26	W
WWT-D-ENG-26WK-01	DIES-ALL ENGINE TYPES SEMI-ANNUAL OR 250 HR PD /OIL SAMPLE	P	CP00162ENG2	PMP STA 0001 MAIN PUMP 2 DIESEL ENGINE	26	W
WWT-D-ENG-26WK-01	DIES-ALL ENGINE TYPES SEMI-ANNUAL OR 250 HR PD /OIL SAMPLE	P	CP00162ENG3	PMP STA 0001 MAIN PUMP 3 DIESEL ENGINE	26	W
WWT-D-ENG-26WK-01	DIES-ALL ENGINE TYPES SEMI-ANNUAL OR 250 HR PD /OIL SAMPLE	P	CP00162ENG4	PMP STA 0001 MAIN PUMP 4 DIESEL ENGINE	26	W
WWT-D-ENG-26WK-01	DIES-ALL ENGINE TYPES SEMI-ANNUAL OR 250 HR PD /OIL SAMPLE	P	CP00162ENG6	PMP STA 0001 MAIN PUMP 6 DIESEL ENGINE	26	W
WWT-D-ENG-26WK-01	DIES-ALL ENGINE TYPES SEMI-ANNUAL OR 250 HR PD /OIL SAMPLE	P	CP00162ENG7	PMP STA 0001 MAIN PUMP 7 DIESEL ENGINE	26	W
WWT-D-ENG-26WK-01	DIES-ALL ENGINE TYPES SEMI-ANNUAL OR 250 HR PD /OIL SAMPLE	P	CP00162ENG8	PMP STA 0001 MAIN PUMP 8 DIESEL ENGINE	26	W
WWT-D-ENG-26WK-01	DIES-ALL ENGINE TYPES SEMI-ANNUAL OR 250 HR PD /OIL SAMPLE	P	CP00163ENGA	PMP STA 0001 AUXILIARY AIR COMPRESSOR ENGINE	26	W
WWT-D-ENG-26WK-01	DIES-ALL ENGINE TYPES SEMI-ANNUAL OR 250 HR PD /OIL SAMPLE	P	CP00164ENG1	PMP STA 0001 EMER GENERATOR 1 ENGINE	26	W
WWT-D-ENG-26WK-01	DIES-ALL ENGINE TYPES SEMI-ANNUAL OR 250 HR PD /OIL SAMPLE	P	CP00164ENG2	PMP STA 0001 EMER GENERATOR 2 ENGINE	26	W
WWT-D-ENG-26WK-01	DIES-ALL ENGINE TYPES SEMI-ANNUAL OR 250 HR PD /OIL SAMPLE	P	CP00264ENGE1	EMERGENCY GENERATOR 1 ENGINE	26	W
WWT-D-ENG-26WK-01	DIES-ALL ENGINE TYPES SEMI-ANNUAL OR 250 HR PD /OIL SAMPLE	P	CP00264ENGE2	EMERGENCY GENERATOR 2 ENGINE	26	W
WWT-D-ENG-26WK-01	DIES-ALL ENGINE TYPES SEMI-ANNUAL OR 250 HR PD /OIL SAMPLE	P	N076563ENGAC3	AUX ENGINE AIR COMPRESSOR 3	26	W
WWT-D-ENG-26WK-01	DIES-ALL ENGINE TYPES SEMI-ANNUAL OR 250 HR PD /OIL SAMPLE	P	N076564ENGE1	EMERGENCY GENERATOR 1 ENGINE	26	W
WWT-D-ENG-26WK-01	DIES-ALL ENGINE TYPES SEMI-ANNUAL OR 250 HR PD /OIL SAMPLE	P	N076564ENGE2	EMERGENCY GENERATOR 2 ENGINE	26	W
WWT-D-ENG-26WK-01	DIES-ALL ENGINE TYPES SEMI-ANNUAL OR 250 HR PD /OIL SAMPLE	P	N076564ENGE3	EMERGENCY GENERATOR 3 ENGINE	26	W
WWT-D-ENG-26WK-01	DIES-ALL ENGINE TYPES SEMI-ANNUAL OR 250 HR PD /OIL SAMPLE	P	N076564ENGE4	EMERGENCY GENERATOR 4 ENGINE	26	W
WWT-D-ENG-26WK-01	DIES-ALL ENGINE TYPES SEMI-ANNUAL OR 250 HR PD /OIL SAMPLE	P	N076564ENGE5	EMERGENCY GENERATOR 5 ENGINE	26	W
WWT-D-ENG-26WK-01	DIES-ALL ENGINE TYPES SEMI-ANNUAL OR 250 HR PD /OIL SAMPLE	P	N076564ENGE6	EMERGENCY GENERATOR 6 ENGINE	26	W
WWT-D-ENG-26WK-01	DIES-ALL ENGINE TYPES SEMI-ANNUAL OR 250 HR PD /OIL SAMPLE	P	PS0245-ASYS-EGEN-EGUN-01-ENG	PS0245 Emerg Gen #1 Engine	26	W
WWT-D-ENG-26WK-01	DIES-ALL ENGINE TYPES SEMI-ANNUAL OR 250 HR PD /OIL SAMPLE	P	PS1142-ASYS-EGEN-EGUN-01-ENG	PS1142 Emerg Gen #1 Engine	26	W
WWT-D-ENG-26WK-01	DIES-ALL ENGINE TYPES SEMI-ANNUAL OR 250 HR PD /OIL SAMPLE	P	PS1232-ASYS-EGEN-EGUN-01-ENG	PS1232 Emerg Gen #1 Engine	26	W
WWT-D-ENG-26WK-01	DIES-ALL ENGINE TYPES SEMI-ANNUAL OR 250 HR PD /OIL SAMPLE	P	S073552ENG04	CO-GENERATION ENGINE 4	26	W
WWT-D-ENG-26WK-01	DIES-ALL ENGINE TYPES SEMI-ANNUAL OR 250 HR PD /OIL SAMPLE	P	S073552ENG05	CO-GENERATION ENGINE 5	26	W
WWT-D-ENG-26WK-01	DIES-ALL ENGINE TYPES SEMI-ANNUAL OR 250 HR PD /OIL SAMPLE	P	S073552ENG02	CO-GENERATION ENGINE 2	26	W

WWT-D-ENG-26WK-01	DIES-ALL ENGINE TYPES SEMI-ANNUAL OR 250 HR PD /OIL SAMPLE	P	S073552ENGS3	CO-GENERATION ENGINE 3	26	W
WWT-D-ENG-26WK-01	DIES-ALL ENGINE TYPES SEMI-ANNUAL OR 250 HR PD /OIL SAMPLE	P	S073563ENGAAC	SUPERIOR AIR START AUX AIR COMPRESSOR 3 ENGINE	26	W
WWT-D-ENG-26WK-01	DIES-ALL ENGINE TYPES SEMI-ANNUAL OR 250 HR PD /OIL SAMPLE	P	S076563ENGAC3	DIESEL ENGINE AIR START AIR COMPRESSOR 3 ENGINE	26	W
WWT-D-ENG-26WK-01	DIES-ALL ENGINE TYPES SEMI-ANNUAL OR 250 HR PD /OIL SAMPLE	P	S176563ENGASC04	MAIN SWITCHGEAR BLDG 2 DIESEL ENGINE AIR START AUX AIR COMP 4 ENGINE	26	W
WWT-E-BRK-26WK-01	SEMIANNUAL/ ANNUAL BREAKER PM	P	C000555BRKC	POWER & LIGHTING PANEL C MAIN BREAKER	26	W
WWT-E-BRK-26WK-01	SEMIANNUAL/ ANNUAL BREAKER PM	P	C000555BRKM	MAIN BREAKER	26	W
WWT-E-BRK-26WK-01	SEMIANNUAL/ ANNUAL BREAKER PM	P	C000561BRKBC	BRIDGE CRANE MAIN BREAKER	26	W
WWT-E-BRK-26WK-01	SEMIANNUAL/ ANNUAL BREAKER PM	P	C061655BRKAT	MOTOR CONTROL CENTER A TIE BREAKER (PLANT 1)	26	W
WWT-E-BRK-26WK-01	SEMIANNUAL/ ANNUAL BREAKER PM	P	C061655BRKBT	MOTOR CONTROL CENTER B TIE BREAKER (PLANT 2)	26	W
WWT-E-BRK-26WK-01	SEMIANNUAL/ ANNUAL BREAKER PM	P	C0616XLBRKDXA	MOTOR CONTROL CENTER DRIOX FEEDER BREAKER A	26	W
WWT-E-BRK-26WK-01	SEMIANNUAL/ ANNUAL BREAKER PM	P	C0616XLBRKDXB	MOTOR CONTROL CENTER DRIOX FEEDER BREAKER B	26	W
WWT-E-BRK-26WK-01	SEMIANNUAL/ ANNUAL BREAKER PM	P	C061755BRK4A	O2 FAC 2 MCC 4 MAIN BREAKER A	26	W
WWT-E-BRK-26WK-01	SEMIANNUAL/ ANNUAL BREAKER PM	P	C061755BRK4B	O2 FAC 2 MCC 4 MAIN BREAKER B	26	W
WWT-E-BRK-26WK-01	SEMIANNUAL/ ANNUAL BREAKER PM	P	C061755BRK6A	O2 FAC 2 MCC 6 MAIN BREAKER A	26	W
WWT-E-BRK-26WK-01	SEMIANNUAL/ ANNUAL BREAKER PM	P	C061755BRK6B	O2 FAC 2 MCC 6 MAIN BREAKER B	26	W
WWT-E-BRK-26WK-01	SEMIANNUAL/ ANNUAL BREAKER PM	P	C061755BRK6T	O2 FAC 2 MCC 6 TIE BREAKER	26	W
WWT-E-BRK-26WK-01	SEMIANNUAL/ ANNUAL BREAKER PM	P	C062955BRKD	O2 TRAIN MOTOR CONTROL CENTER D TIE BREAKER	26	W
WWT-E-BRK-26WK-01	SEMIANNUAL/ ANNUAL BREAKER PM	P	C062955BRKE	O2 TRAIN MOTOR CONTROL CENTER E TIE BREAKER	26	W
WWT-E-BRK-26WK-01	SEMIANNUAL/ ANNUAL BREAKER PM	P	C071034BRK2	CENTRIFUGE 2 MAIN BREAKER	26	W
WWT-E-BRK-26WK-01	SEMIANNUAL/ ANNUAL BREAKER PM	P	C071034BRK4	CENTRIFUGE 4 MAIN BREAKER	26	W
WWT-E-BRK-26WK-01	SEMIANNUAL/ ANNUAL BREAKER PM	P	C071034BRK5	CENTRIFUGE 5 MAIN BREAKER	26	W
WWT-E-BRK-26WK-01	SEMIANNUAL/ ANNUAL BREAKER PM	P	C071034BRK6	CENTRIFUGE 6 MAIN BREAKER	26	W
WWT-E-BRK-26WK-01	SEMIANNUAL/ ANNUAL BREAKER PM	P	C071034BRK7	CENTRIFUGE 7 MAIN BREAKER	26	W
WWT-E-BRK-26WK-01	SEMIANNUAL/ ANNUAL BREAKER PM	P	C071034BRK8	CENTRIFUGE 8 MAIN BREAKER	26	W
WWT-E-BRK-26WK-01	SEMIANNUAL/ ANNUAL BREAKER PM	P	C071055BRKA	MOTOR CONTROL CENTER D MAIN BREAKER A	26	W
WWT-E-BRK-26WK-01	SEMIANNUAL/ ANNUAL BREAKER PM	P	C071055BRKB	MOTOR CONTROL CENTER D MAIN BREAKER B	26	W
WWT-E-BRK-26WK-01	SEMIANNUAL/ ANNUAL BREAKER PM	P	C071055BRKF	MOTOR CONTROL CENTER F MAIN BREAKER	26	W

WWT-E-BRK-26WK-01	SEMIANNUAL/ ANNUAL BREAKER PM	P	C071055BRKT	MOTOR CONTROL CENTER D TIE BREAKER	26	W
WWT-E-BRK-26WK-01	SEMIANNUAL/ ANNUAL BREAKER PM	P	C075055BRKA	MCCA MAIN BREAKER	26	W
WWT-E-BRK-26WK-01	SEMIANNUAL/ ANNUAL BREAKER PM	P	C075061BRKBC	BRIDGE CRANE MAIN BREAKER	26	W
WWT-E-BRK-26WK-01	SEMIANNUAL/ ANNUAL BREAKER PM	P	C076552BRK1	5KV INCOMING FEEDER 1 BREAKER CO-GEN BLDG	26	W
WWT-E-BRK-26WK-01	SEMIANNUAL/ ANNUAL BREAKER PM	P	C076552BRK2	5KV INCOMING FEEDER 2 BREAKER CO-GEN BLDG	26	W
WWT-E-BRK-26WK-01	SEMIANNUAL/ ANNUAL BREAKER PM	P	C076554BRK1	15KV SUBSTATION FEEDER BREAKER 1	26	W
WWT-E-BRK-26WK-01	SEMIANNUAL/ ANNUAL BREAKER PM	P	C076554BRK10	15KV SUBSTATION FEEDER BREAKER 10	26	W
WWT-E-BRK-26WK-01	SEMIANNUAL/ ANNUAL BREAKER PM	P	C076554BRK10B	15KV SUBSTATION FEEDER BREAKER 10B	26	W
WWT-E-BRK-26WK-01	SEMIANNUAL/ ANNUAL BREAKER PM	P	C076554BRK11	15KV SUBSTATION FEEDER BREAKER 11	26	W
WWT-E-BRK-26WK-01	SEMIANNUAL/ ANNUAL BREAKER PM	P	C076554BRK12	15KV SUBSTATION FEEDER BREAKER 12	26	W
WWT-E-BRK-26WK-01	SEMIANNUAL/ ANNUAL BREAKER PM	P	C076554BRK13	15KV SUBSTATION FEEDER BREAKER 13	26	W
WWT-E-BRK-26WK-01	SEMIANNUAL/ ANNUAL BREAKER PM	P	C076554BRK14	15KV SUBSTATION FEEDER BREAKER 14	26	W
WWT-E-BRK-26WK-01	SEMIANNUAL/ ANNUAL BREAKER PM	P	C076554BRK15	15KV SUBSTATION FEEDER BREAKER 15	26	W
WWT-E-BRK-26WK-01	SEMIANNUAL/ ANNUAL BREAKER PM	P	C076554BRK16	15KV SUBSTATION FEEDER BREAKER 16	26	W
WWT-E-BRK-26WK-01	SEMIANNUAL/ ANNUAL BREAKER PM	P	C076554BRK17	15KV SUBSTATION FEEDER BREAKER 17	26	W
WWT-E-BRK-26WK-01	SEMIANNUAL/ ANNUAL BREAKER PM	P	C076554BRK19	15KV SUBSTATION FEEDER BREAKER 19	26	W
WWT-E-BRK-26WK-01	SEMIANNUAL/ ANNUAL BREAKER PM	P	C076554BRK19A	15KV SUBSTATION FEEDER BREAKER 19A	26	W
WWT-E-BRK-26WK-01	SEMIANNUAL/ ANNUAL BREAKER PM	P	C076554BRK2	15KV SUBSTATION FEEDER BREAKER 2	26	W
WWT-E-BRK-26WK-01	SEMIANNUAL/ ANNUAL BREAKER PM	P	C076554BRK20	15KV SUBSTATION FEEDER BREAKER 20	26	W
WWT-E-BRK-26WK-01	SEMIANNUAL/ ANNUAL BREAKER PM	P	C076554BRK20B	15KV SUBSTATION FEEDER BREAKER 20B	26	W
WWT-E-BRK-26WK-01	SEMIANNUAL/ ANNUAL BREAKER PM	P	C076554BRK2A	15KV GENERATOR TIE BREAKER 2A	26	W
WWT-E-BRK-26WK-01	SEMIANNUAL/ ANNUAL BREAKER PM	P	C076554BRK2B	15KV GENERATOR TIE BREAKER 2B	26	W
WWT-E-BRK-26WK-01	SEMIANNUAL/ ANNUAL BREAKER PM	P	C076554BRK3	15KV SUBSTATION FEEDER BREAKER 3	26	W
WWT-E-BRK-26WK-01	SEMIANNUAL/ ANNUAL BREAKER PM	P	C076554BRK4	15KV SUBSTATION FEEDER BREAKER 4	26	W
WWT-E-BRK-26WK-01	SEMIANNUAL/ ANNUAL BREAKER PM	P	C076554BRK5	15KV SUBSTATION FEEDER BREAKER 5	26	W
WWT-E-BRK-26WK-01	SEMIANNUAL/ ANNUAL BREAKER PM	P	C076554BRK6	15KV SUBSTATION FEEDER BREAKER 6	26	W
WWT-E-BRK-26WK-01	SEMIANNUAL/ ANNUAL BREAKER PM	P	C076554BRK7	15KV SUBSTATION FEEDER BREAKER 7	26	W



WWT-E-BRK-26WK-01	SEMIANNUAL/ ANNUAL BREAKER PM	P	C076554BRK7A	15KV SUBSTATION FEEDER BREAKER 7A	26	W
WWT-E-BRK-26WK-01	SEMIANNUAL/ ANNUAL BREAKER PM	P	C076554BRK8	15KV SUBSTATION FEEDER BREAKER 8	26	W
WWT-E-BRK-26WK-01	SEMIANNUAL/ ANNUAL BREAKER PM	P	C076554BRK8B	15KV SUBSTATION FEEDER BREAKER 8B	26	W
WWT-E-BRK-26WK-01	SEMIANNUAL/ ANNUAL BREAKER PM	P	C076554BRK9	15KV SUBSTATION FEEDER BREAKER 9	26	W
WWT-E-BRK-26WK-01	SEMIANNUAL/ ANNUAL BREAKER PM	P	C076554BRK9A	15KV SUBSTATION FEEDER BREAKER 9A	26	W
WWT-E-BRK-26WK-01	SEMIANNUAL/ ANNUAL BREAKER PM	P	C076554BRKC2	15KV O2 PLANT COMP 2 CROSSOVER FEEDER BRK BANK A	26	W
WWT-E-BRK-26WK-01	SEMIANNUAL/ ANNUAL BREAKER PM	P	C076554BRKC2S	15KV O2 PLANT COMP 2 CROSSOVER SPARE BREAKER	26	W
WWT-E-BRK-26WK-01	SEMIANNUAL/ ANNUAL BREAKER PM	P	C076554BRKM1	15KV MAIN FEEDER BREAKER 1 BANK A FPL	26	W
WWT-E-BRK-26WK-01	SEMIANNUAL/ ANNUAL BREAKER PM	P	C076554BRKM2	15KV MAIN FEEDER BREAKER 2	26	W
WWT-E-BRK-26WK-01	SEMIANNUAL/ ANNUAL BREAKER PM	P	C076554BRKT2	15KV FEEDER TIE BREAKER 2 BANK B	26	W
WWT-E-BRK-26WK-01	SEMIANNUAL/ ANNUAL BREAKER PM	P	C076564BRK1A	GENERATOR OUTPUT TIE BREAKER 1A	26	W
WWT-E-BRK-26WK-01	SEMIANNUAL/ ANNUAL BREAKER PM	P	C076564BRK1B	5KV BUS OUTPUT TIE BREAKER 1B	26	W
WWT-E-BRK-26WK-01	SEMIANNUAL/ ANNUAL BREAKER PM	P	C076564BRKA	GEN 2 OUTPUT BREAKER	26	W
WWT-E-BRK-26WK-01	SEMIANNUAL/ ANNUAL BREAKER PM	P	C076564BRKACCPB	AUXILIARY COMPARTMENT CONTROL POWER BREAKER	26	W
WWT-E-BRK-26WK-01	SEMIANNUAL/ ANNUAL BREAKER PM	P	C076564BRKB1	GENERATOR 1 OUTPUT BREAKER	26	W
WWT-E-BRK-26WK-01	SEMIANNUAL/ ANNUAL BREAKER PM	P	C076564BRKB2	GEN 3 OUTPUT BREAKER	26	W
WWT-E-BRK-26WK-01	SEMIANNUAL/ ANNUAL BREAKER PM	P	C076564BRKGSB	GEN SPARE OUTPUT BREAKER	26	W
WWT-E-BRK-26WK-01	SEMIANNUAL/ ANNUAL BREAKER PM	P	C076564BRKS1	GENERATOR SPARE OUTPUT BREAKER 1	26	W
WWT-E-BRK-26WK-01	SEMIANNUAL/ ANNUAL BREAKER PM	P	C076655BRKA	MAIN DISTRIBUTION CENTER CONC BLDG MCC A BREAKER	26	W
WWT-E-BRK-26WK-01	SEMIANNUAL/ ANNUAL BREAKER PM	P	C076655BRKG	MAIN DISTRIBUTION CENTER GRIT BLDG MAIN MCC BRK	26	W
WWT-E-BRK-26WK-01	SEMIANNUAL/ ANNUAL BREAKER PM	P	C076655BRKM	MAIN DISTRIBUTION CENTER BREAKER	26	W
WWT-E-BRK-26WK-01	SEMIANNUAL/ ANNUAL BREAKER PM	P	C076655BRKS	MAIN DISTRIBUTION CENTER SPARE BREAKER	26	W
WWT-E-BRK-26WK-01	SEMIANNUAL/ ANNUAL BREAKER PM	P	C076655BRKT	MAIN DISTRIBUTION CENTER TIE BREAKER	26	W
WWT-E-BRK-26WK-01	SEMIANNUAL/ ANNUAL BREAKER PM	P	C076755BRK2B	MAIN DISTRIBUTION CENTER CONC BLDG MCC B BREAKER	26	W
WWT-E-BRK-26WK-01	SEMIANNUAL/ ANNUAL BREAKER PM	P	C076755BRKH	MAIN DISTRIBUTION CENTER PANEL H BREAKER	26	W
WWT-E-BRK-26WK-01	SEMIANNUAL/ ANNUAL BREAKER PM	P	C076755BRKM	MAIN DISTRIBUTION CENTER BREAKER	26	W
WWT-E-BRK-26WK-01	SEMIANNUAL/ ANNUAL BREAKER PM	P	C076755BRKMB	MAIN DISTRIBUTION CENTER MAINTENANCE BLDG BREAKER	26	W

WWT-E-BRK-26WK-01	SEMIANNUAL/ ANNUAL BREAKER PM	P	C076755BRKT	MAIN DISTRIBUTION CENTER TIE BREAKER	26	W
WWT-E-BRK-26WK-01	SEMIANNUAL/ ANNUAL BREAKER PM	P	C077055BRK1	MAIN DISTRIBUTION CENTER MCC 1 BREAKER	26	W
WWT-E-BRK-26WK-01	SEMIANNUAL/ ANNUAL BREAKER PM	P	C077055BRKD	MAIN DISTRIBUTION CENTER MCC DRIOX BREAKER	26	W
WWT-E-BRK-26WK-01	SEMIANNUAL/ ANNUAL BREAKER PM	P	C077155BRK2	MAIN DISTRIBUTION CENTER MCC 2 BREAKER	26	W
WWT-E-BRK-26WK-01	SEMIANNUAL/ ANNUAL BREAKER PM	P	C077155BRKD	MAIN DISTRIBUTION CENTER MCC DRIOX BREAKER	26	W
WWT-E-BRK-26WK-01	SEMIANNUAL/ ANNUAL BREAKER PM	P	C077255BRKA	MAIN DISTRIBUTION CENTER CHLORINE BLDG MCC A BRK	26	W
WWT-E-BRK-26WK-01	SEMIANNUAL/ ANNUAL BREAKER PM	P	C077255BRKD	MAIN DISTRIBUTION CENTER UNOX BLDG MCC D BREAKER	26	W
WWT-E-BRK-26WK-01	SEMIANNUAL/ ANNUAL BREAKER PM	P	C077255BRKM	MAIN DISTRIBUTION CENTER BREAKER	26	W
WWT-E-BRK-26WK-01	SEMIANNUAL/ ANNUAL BREAKER PM	P	C077255BRKS	MAIN DISTRIBUTION CENTER SPARE BREAKER	26	W
WWT-E-BRK-26WK-01	SEMIANNUAL/ ANNUAL BREAKER PM	P	C077255BRKT	MAIN DISTRIBUTION CENTER TIE BREAKER	26	W
WWT-E-BRK-26WK-01	SEMIANNUAL/ ANNUAL BREAKER PM	P	C077355BRKB	MAIN DISTRIBUTION CENTER CHLORINE BLDG MCC B BRK	26	W
WWT-E-BRK-26WK-01	SEMIANNUAL/ ANNUAL BREAKER PM	P	C077355BRKE	MAIN DISTRIBUTION CENTER UNOX BLDG MCC E BREAKER	26	W
WWT-E-BRK-26WK-01	SEMIANNUAL/ ANNUAL BREAKER PM	P	C077355BRKG	MAIN DISTRIBUTION CENTER PANEL G BREAKER	26	W
WWT-E-BRK-26WK-01	SEMIANNUAL/ ANNUAL BREAKER PM	P	C077355BRKM	MAIN DISTRIBUTION CENTER BREAKER	26	W
WWT-E-BRK-26WK-01	SEMIANNUAL/ ANNUAL BREAKER PM	P	C077355BRKSE	MAIN DISTRIBUTION CENTER SLUDGE EQUIPMENT BREAKER	26	W
WWT-E-BRK-26WK-01	SEMIANNUAL/ ANNUAL BREAKER PM	P	C077355BRKT	MAIN DISTRIBUTION CENTER TIE BREAKER	26	W
WWT-E-BRK-26WK-01	SEMIANNUAL/ ANNUAL BREAKER PM	P	C077455BRKM	MAIN DISTRIBUTION CENTER BREAKER	26	W
WWT-E-BRK-26WK-01	SEMIANNUAL/ ANNUAL BREAKER PM	P	C077455BRKOC	MAIN DISTRIBUTION CENTER ODOR CONTROL SYSTEM BRK	26	W
WWT-E-BRK-26WK-01	SEMIANNUAL/ ANNUAL BREAKER PM	P	C077455BRKP1	MAIN DISTRIBUTION CENTER PUMP STATION 1 BREAKER	26	W
WWT-E-BRK-26WK-01	SEMIANNUAL/ ANNUAL BREAKER PM	P	C077455BRKP2	MAIN DISTRIBUTION CENTER PUMP STATION 2 BREAKER	26	W
WWT-E-BRK-26WK-01	SEMIANNUAL/ ANNUAL BREAKER PM	P	C077455BRKP3	MAIN DISTRIBUTION CENTER PUMP STATION 3 BREAKER	26	W
WWT-E-BRK-26WK-01	SEMIANNUAL/ ANNUAL BREAKER PM	P	C077455BRKT	MAIN DISTRIBUTION CENTER TIE BREAKER	26	W
WWT-E-BRK-26WK-01	SEMIANNUAL/ ANNUAL BREAKER PM	P	C077555BRKF	MAIN DISTRIBUTION CENTER PANEL F BREAKER	26	W
WWT-E-BRK-26WK-01	SEMIANNUAL/ ANNUAL BREAKER PM	P	C077555BRKM	MAIN DISTRIBUTION CENTER BREAKER	26	W
WWT-E-BRK-26WK-01	SEMIANNUAL/ ANNUAL BREAKER PM	P	C077555BRKP4	MAIN DISTRIBUTION CENTER PUMP STATION 4 BREAKER	26	W
WWT-E-BRK-26WK-01	SEMIANNUAL/ ANNUAL BREAKER PM	P	C077555BRKP5	MAIN DISTRIBUTION CENTER PUMP STATION 5 BREAKER	26	W
WWT-E-BRK-26WK-01	SEMIANNUAL/ ANNUAL BREAKER PM	P	C077555BRKS	MAIN DISTRIBUTION CENTER SPARE BREAKER	26	W

WWT-E-BRK-26WK-01	SEMIANNUAL/ ANNUAL BREAKER PM	P	C07755BRKT	MAIN DISTRIBUTION CENTER TIE BREAKER	26	W
WWT-E-BRK-26WK-01	SEMIANNUAL/ ANNUAL BREAKER PM	P	C077655BRKM	5KV MAIN BREAKER	26	W
WWT-E-BRK-26WK-01	SEMIANNUAL/ ANNUAL BREAKER PM	P	C077655BRKT	5 KV TIE BREAKER	26	W
WWT-E-BRK-26WK-01	SEMIANNUAL/ ANNUAL BREAKER PM	P	C077755BRKM	5KV MAIN BREAKER	26	W
WWT-E-BRK-26WK-01	SEMIANNUAL/ ANNUAL BREAKER PM	P	C077755BRKT	5 KV TIE BREAKER	26	W
WWT-E-BRK-26WK-01	SEMIANNUAL/ ANNUAL BREAKER PM	P	C077855BRKA	MAIN DISTRIBUTION CENTER MCC A BREAKER	26	W
WWT-E-BRK-26WK-01	SEMIANNUAL/ ANNUAL BREAKER PM	P	C077855BRKE	MAIN DISTRIBUTION CENTER MCC E BREAKER	26	W
WWT-E-BRK-26WK-01	SEMIANNUAL/ ANNUAL BREAKER PM	P	C077855BRKM	MAIN DISTRIBUTION CENTER BREAKER	26	W
WWT-E-BRK-26WK-01	SEMIANNUAL/ ANNUAL BREAKER PM	P	C077855BRKT	MAIN DISTRIBUTION CENTER TIE BREAKER	26	W
WWT-E-BRK-26WK-01	SEMIANNUAL/ ANNUAL BREAKER PM	P	C077955BRKB	MAIN DISTRIBUTION CENTER BEAM ROOM BREAKER	26	W
WWT-E-BRK-26WK-01	SEMIANNUAL/ ANNUAL BREAKER PM	P	C077955BRKE	MAIN DISTRIBUTION CENTER MCC E BREAKER	26	W
WWT-E-BRK-26WK-01	SEMIANNUAL/ ANNUAL BREAKER PM	P	C077955BRKF	MAIN DISTRIBUTION CENTER MCC F BREAKER	26	W
WWT-E-BRK-26WK-01	SEMIANNUAL/ ANNUAL BREAKER PM	P	C077955BRKM	MAIN DISTRIBUTION CENTER BREAKER	26	W
WWT-E-BRK-26WK-01	SEMIANNUAL/ ANNUAL BREAKER PM	P	C077955BRKT	MAIN DISTRIBUTION CENTER TIE BREAKER	26	W
WWT-E-BRK-26WK-01	SEMIANNUAL/ ANNUAL BREAKER PM	P	C078055BRKD1	MAIN DISTRIBUTION CENTER DIGESTER CLUSTER 1 BRK	26	W
WWT-E-BRK-26WK-01	SEMIANNUAL/ ANNUAL BREAKER PM	P	C078055BRKD2	MAIN DISTRIBUTION CENTER DIGESTER CLUSTER 2 BRK	26	W
WWT-E-BRK-26WK-01	SEMIANNUAL/ ANNUAL BREAKER PM	P	C078055BRKM	MAIN DISTRIBUTION CENTER BREAKER	26	W
WWT-E-BRK-26WK-01	SEMIANNUAL/ ANNUAL BREAKER PM	P	C078055BRKPM	MAIN DISTRIBUTION CENTER PANEL M BREAKER	26	W
WWT-E-BRK-26WK-01	SEMIANNUAL/ ANNUAL BREAKER PM	P	C078055BRKT	MAIN DISTRIBUTION CENTER TIE BREAKER	26	W
WWT-E-BRK-26WK-01	SEMIANNUAL/ ANNUAL BREAKER PM	P	C078155BRKD3	MAIN DISTRIBUTION CENTER DIGESTER CLUSTER 3 BRK	26	W
WWT-E-BRK-26WK-01	SEMIANNUAL/ ANNUAL BREAKER PM	P	C078155BRKD4	MAIN DISTRIBUTION CENTER DIGESTER CLUSTER 4 BRK	26	W
WWT-E-BRK-26WK-01	SEMIANNUAL/ ANNUAL BREAKER PM	P	C078155BRKM	MAIN DISTRIBUTION CENTER BREAKER	26	W
WWT-E-BRK-26WK-01	SEMIANNUAL/ ANNUAL BREAKER PM	P	C078155BRKT	MAIN DISTRIBUTION CENTER TIE BREAKER	26	W
WWT-E-BRK-26WK-01	SEMIANNUAL/ ANNUAL BREAKER PM	P	C078255BRKA	MAIN DISTRIBUTION CENTER BLOWER BLDG MCC A BREAKER	26	W
WWT-E-BRK-26WK-01	SEMIANNUAL/ ANNUAL BREAKER PM	P	C078255BRKBB	MAIN DISTRIBUTION CENTER BLOWER BLDG EXIST SWG BRK	26	W
WWT-E-BRK-26WK-01	SEMIANNUAL/ ANNUAL BREAKER PM	P	C078255BRKM	MAIN DISTRIBUTION CENTER BREAKER	26	W
WWT-E-BRK-26WK-01	SEMIANNUAL/ ANNUAL BREAKER PM	P	C078255BRKT	MAIN DISTRIBUTION CENTER TIE BREAKER	26	W

WWT-E-BRK-26WK-01	SEMIANNUAL/ ANNUAL BREAKER PM	P	C078355BRKAD	MAIN DISTRIBUTION CENTER ADMIN BLDG BREAKER	26	W
WWT-E-BRK-26WK-01	SEMIANNUAL/ ANNUAL BREAKER PM	P	C078355BRKB	MAIN DISTRIBUTION CENTER BLOWER BLDG MCC B BREAKER	26	W
WWT-E-BRK-26WK-01	SEMIANNUAL/ ANNUAL BREAKER PM	P	C078355BRKRM	MAIN DISTRIBUTION CENTER BREAKER	26	W
WWT-E-BRK-26WK-01	SEMIANNUAL/ ANNUAL BREAKER PM	P	C078355BRKT	MAIN DISTRIBUTION CENTER TIE BREAKER	26	W
WWT-E-BRK-26WK-01	SEMIANNUAL/ ANNUAL BREAKER PM	P	C078455BRK1A	MAIN DISTRIBUTION CENTER CHLORINE BLDG MCC 1A BRK	26	W
WWT-E-BRK-26WK-01	SEMIANNUAL/ ANNUAL BREAKER PM	P	C078455BRKA	MAIN DISTRIBUTION CENTER DIGESTER BLDG MCC A BRK	26	W
WWT-E-BRK-26WK-01	SEMIANNUAL/ ANNUAL BREAKER PM	P	C078455BRKCA	MAIN DISTRIBUTION CENTER CONC BLDG MCC A BREAKER	26	W
WWT-E-BRK-26WK-01	SEMIANNUAL/ ANNUAL BREAKER PM	P	C078455BRKFA	MAIN DISTRIBUTION CENTER FINAL SET TANK MCC FA BRK	26	W
WWT-E-BRK-26WK-01	SEMIANNUAL/ ANNUAL BREAKER PM	P	C078455BRKRM	MAIN DISTRIBUTION CENTER MAIN BREAKER	26	W
WWT-E-BRK-26WK-01	SEMIANNUAL/ ANNUAL BREAKER PM	P	C078455BRKS	MAIN DISTRIBUTION CENTER SPARE BREAKER	26	W
WWT-E-BRK-26WK-01	SEMIANNUAL/ ANNUAL BREAKER PM	P	C078455BRKT	MAIN DISTRIBUTION CENTER MAIN TIE BREAKER	26	W
WWT-E-BRK-26WK-01	SEMIANNUAL/ ANNUAL BREAKER PM	P	C078555BRK1B	MAIN DISTRIBUTION CENTER CHLORINE BLDG MCC 1B BRK	26	W
WWT-E-BRK-26WK-01	SEMIANNUAL/ ANNUAL BREAKER PM	P	C078555BRKB	MAIN DISTRIBUTION CENTER DIGESTER BLDG MCC B BRK	26	W
WWT-E-BRK-26WK-01	SEMIANNUAL/ ANNUAL BREAKER PM	P	C078555BRKCB	MAIN DISTRIBUTION CENTER CONC BLDG MCC B BREAKER	26	W
WWT-E-BRK-26WK-01	SEMIANNUAL/ ANNUAL BREAKER PM	P	C078555BRKFB	MAIN DISTRIBUTION CENTER FINAL SET TANK MCC FB BRK	26	W
WWT-E-BRK-26WK-01	SEMIANNUAL/ ANNUAL BREAKER PM	P	C078555BRKRM	MAIN DISTRIBUTION CENTER MAIN BREAKER	26	W
WWT-E-BRK-26WK-01	SEMIANNUAL/ ANNUAL BREAKER PM	P	C078555BRKP	MAIN DISTRIBUTION CENTER LIGHT & POWER PANEL P BRK	26	W
WWT-E-BRK-26WK-01	SEMIANNUAL/ ANNUAL BREAKER PM	P	C078555BRKT	MAIN DISTRIBUTION CENTER TIE BREAKER	26	W
WWT-E-BRK-26WK-01	SEMIANNUAL/ ANNUAL BREAKER PM	P	C079155BRK4	MAIN DISTRIBUTION CENTER MCC 4 BREAKER	26	W
WWT-E-BRK-26WK-01	SEMIANNUAL/ ANNUAL BREAKER PM	P	C079155BRK6	MAIN DISTRIBUTION CENTER MCC 6 BREAKER	26	W
WWT-E-BRK-26WK-01	SEMIANNUAL/ ANNUAL BREAKER PM	P	C160154BRKMFB	MCC MAIN FEEDER BREAKER 480V	26	W
WWT-E-BRK-26WK-01	SEMIANNUAL/ ANNUAL BREAKER PM	P	C160155BRKOC	ODOR CONTROL BLDG MAIN FEEDER BREAKER	26	W
WWT-E-BRK-26WK-01	SEMIANNUAL/ ANNUAL BREAKER PM	P	C160155BRKUST	UNLOADING STATION TRANSFORMER FEEDER BREAKER	26	W
WWT-E-BRK-26WK-01	SEMIANNUAL/ ANNUAL BREAKER PM	P	C160655BRK	MAIN CIRCUIT BREAKER	26	W
WWT-E-BRK-26WK-01	SEMIANNUAL/ ANNUAL BREAKER PM	P	C160755BRK	MAIN CIRCUIT BREAKER	26	W
WWT-E-BRK-26WK-01	SEMIANNUAL/ ANNUAL BREAKER PM	P	C161655BRKA	MOTOR CONTROL CENTER A MAIN BREAKER (PLANT 1)	26	W
WWT-E-BRK-26WK-01	SEMIANNUAL/ ANNUAL BREAKER PM	P	C162955BRKA	MOTOR CONTROL CENTER A MAIN BREAKER	26	W

WWT-E-BRK-26WK-01	SEMIANNUAL/ ANNUAL BREAKER PM	P	C162955BRKAT	MOTOR CONTROL CENTER A TIE BREAKER	26	W
WWT-E-BRK-26WK-01	SEMIANNUAL/ ANNUAL BREAKER PM	P	C162955BRKB	MOTOR CONTROL CENTER B MAIN BREAKER	26	W
WWT-E-BRK-26WK-01	SEMIANNUAL/ ANNUAL BREAKER PM	P	C162955BRKBT	MOTOR CONTROL CENTER B TIE BREAKER	26	W
WWT-E-BRK-26WK-01	SEMIANNUAL/ ANNUAL BREAKER PM	P	C165155BRKM1	MOTOR CONTROL CENTER MAIN BREAKER 1	26	W
WWT-E-BRK-26WK-01	SEMIANNUAL/ ANNUAL BREAKER PM	P	C165155BRKM2	MOTOR CONTROL CENTER MAIN BREAKER 2	26	W
WWT-E-BRK-26WK-01	SEMIANNUAL/ ANNUAL BREAKER PM	P	C165155BRKT1	MOTOR CONTROL CENTER TIE BREAKER 1	26	W
WWT-E-BRK-26WK-01	SEMIANNUAL/ ANNUAL BREAKER PM	P	C165155BRKT2	MOTOR CONTROL CENTER TIE BREAKER 2	26	W
WWT-E-BRK-26WK-01	SEMIANNUAL/ ANNUAL BREAKER PM	P	C165255BRKM1	MOTOR CONTROL CENTER MAIN BREAKER 1	26	W
WWT-E-BRK-26WK-01	SEMIANNUAL/ ANNUAL BREAKER PM	P	C165255BRKM2	MOTOR CONTROL CENTER MAIN BREAKER 2	26	W
WWT-E-BRK-26WK-01	SEMIANNUAL/ ANNUAL BREAKER PM	P	C165255BRKT1	MOTOR CONTROL CENTER TIE BREAKER 1	26	W
WWT-E-BRK-26WK-01	SEMIANNUAL/ ANNUAL BREAKER PM	P	C165255BRKT2	MOTOR CONTROL CENTER TIE BREAKER 2	26	W
WWT-E-BRK-26WK-01	SEMIANNUAL/ ANNUAL BREAKER PM	P	C165355BRK31	MOTOR CONTROL CENTER 1 MAIN BREAKER	26	W
WWT-E-BRK-26WK-01	SEMIANNUAL/ ANNUAL BREAKER PM	P	C165355BRK32	MOTOR CONTROL CENTER 2 MAIN BREAKER	26	W
WWT-E-BRK-26WK-01	SEMIANNUAL/ ANNUAL BREAKER PM	P	C165355BRKT31	MOTOR CONTROL CENTER 1 TIE BREAKER	26	W
WWT-E-BRK-26WK-01	SEMIANNUAL/ ANNUAL BREAKER PM	P	C165355BRKT32	MOTOR CONTROL CENTER 2 TIE BREAKER	26	W
WWT-E-BRK-26WK-01	SEMIANNUAL/ ANNUAL BREAKER PM	P	C166055BRK1	MOTOR CONTROL CENTER 1 MAIN BREAKER	26	W
WWT-E-BRK-26WK-01	SEMIANNUAL/ ANNUAL BREAKER PM	P	C166055BRK1T	MOTOR CONTROL CENTER 1 TIE BREAKER	26	W
WWT-E-BRK-26WK-01	SEMIANNUAL/ ANNUAL BREAKER PM	P	C166055BRK2	MOTOR CONTROL CENTER 2 MAIN BREAKER	26	W
WWT-E-BRK-26WK-01	SEMIANNUAL/ ANNUAL BREAKER PM	P	C166055BRK2T	MOTOR CONTROL CENTER 2 TIE BREAKER	26	W
WWT-E-BRK-26WK-01	SEMIANNUAL/ ANNUAL BREAKER PM	P	C167555BRK1	MAIN MCC SWITCHBOARD BREAKER	26	W
WWT-E-BRK-26WK-01	SEMIANNUAL/ ANNUAL BREAKER PM	P	C168055BRK1	MOTOR CONTROL CENTER 1 MAIN BREAKER	26	W
WWT-E-BRK-26WK-01	SEMIANNUAL/ ANNUAL BREAKER PM	P	C168055BRK2	MOTOR CONTROL CENTER 2 MAIN BREAKER	26	W
WWT-E-BRK-26WK-01	SEMIANNUAL/ ANNUAL BREAKER PM	P	C168055BRKA	MOTOR CONTROL CENTER A MAIN BREAKER	26	W
WWT-E-BRK-26WK-01	SEMIANNUAL/ ANNUAL BREAKER PM	P	C168055BRKAT	MOTOR CONTROL CENTER A TIE BREAKER	26	W
WWT-E-BRK-26WK-01	SEMIANNUAL/ ANNUAL BREAKER PM	P	C168055BRKB	MOTOR CONTROL CENTER B MAIN BREAKER	26	W
WWT-E-BRK-26WK-01	SEMIANNUAL/ ANNUAL BREAKER PM	P	C168055BRKBT	MOTOR CONTROL CENTER B TIE BREAKER	26	W
WWT-E-BRK-26WK-01	SEMIANNUAL/ ANNUAL BREAKER PM	P	C168055BRKC1	MOTOR CONTROL CENTER B DIG CLUSTER 1 FEEDER BRK	26	W

WWT-E-BRK-26WK-01	SEMIANNUAL/ ANNUAL BREAKER PM	P	C173552BRK1A	5KV FEEDER 1A BREAKER	26	W
WWT-E-BRK-26WK-01	SEMIANNUAL/ ANNUAL BREAKER PM	P	C173552BRK2A	5KV FEEDER 2A BREAKER	26	W
WWT-E-BRK-26WK-01	SEMIANNUAL/ ANNUAL BREAKER PM	P	C173552BRKS1	SUPERIOR 1 GENERATOR OUTPUT BREAKER	26	W
WWT-E-BRK-26WK-01	SEMIANNUAL/ ANNUAL BREAKER PM	P	C173552BRKS2	SUPERIOR 2 GENERATOR OUTPUT BREAKER	26	W
WWT-E-BRK-26WK-01	SEMIANNUAL/ ANNUAL BREAKER PM	P	C173552BRKS3	SUPERIOR 3 GENERATOR OUTPUT BREAKER	26	W
WWT-E-BRK-26WK-01	SEMIANNUAL/ ANNUAL BREAKER PM	P	C173552BRKS4	SUPERIOR 4 GENERATOR OUTPUT BREAKER	26	W
WWT-E-BRK-26WK-01	SEMIANNUAL/ ANNUAL BREAKER PM	P	C173555BRKA	MOTOR CONTROL CENTER A MAIN BREAKER	26	W
WWT-E-BRK-26WK-01	SEMIANNUAL/ ANNUAL BREAKER PM	P	C173555BRKB	MOTOR CONTROL CENTER B MAIN BREAKER	26	W
WWT-E-BRK-26WK-01	SEMIANNUAL/ ANNUAL BREAKER PM	P	C173555BRKO	OLD MAIN DISTRIBUTION CENTER MAIN BREAKER	26	W
WWT-E-BRK-26WK-01	SEMIANNUAL/ ANNUAL BREAKER PM	P	C173555BRKTA	MOTOR CONTROL CENTER A TIE BREAKER	26	W
WWT-E-BRK-26WK-01	SEMIANNUAL/ ANNUAL BREAKER PM	P	C173555BRKTB	MOTOR CONTROL CENTER B TIE BREAKER	26	W
WWT-E-BRK-26WK-01	SEMIANNUAL/ ANNUAL BREAKER PM	P	C174055BRKELB	EMERGENCY LIGHTING BREAKER	26	W
WWT-E-BRK-26WK-01	SEMIANNUAL/ ANNUAL BREAKER PM	P	C174055BRKM1	MCC MAIN BREAKER	26	W
WWT-E-BRK-26WK-01	SEMIANNUAL/ ANNUAL BREAKER PM	P	C174055BRKM2	MCC MAIN BREAKER 2	26	W
WWT-E-BRK-26WK-01	SEMIANNUAL/ ANNUAL BREAKER PM	P	C174055BRKPC2	POWER CENTER 2 BREAKER	26	W
WWT-E-BRK-26WK-01	SEMIANNUAL/ ANNUAL BREAKER PM	P	C174055BRKT1	MCC TIE BREAKER 1	26	W
WWT-E-BRK-26WK-01	SEMIANNUAL/ ANNUAL BREAKER PM	P	C174055BRKT2	MCC TIE BREAKER 2	26	W
WWT-E-BRK-26WK-01	SEMIANNUAL/ ANNUAL BREAKER PM	P	C260154BRKMFB	MCC MAIN FEEDER BREAKER 480V	26	W
WWT-E-BRK-26WK-01	SEMIANNUAL/ ANNUAL BREAKER PM	P	C260655BRK	MAIN CIRCUIT BREAKER	26	W
WWT-E-BRK-26WK-01	SEMIANNUAL/ ANNUAL BREAKER PM	P	C260755BRK	MAIN CIRCUIT BREAKER	26	W
WWT-E-BRK-26WK-01	SEMIANNUAL/ ANNUAL BREAKER PM	P	C260855BRKMCB	MAIN CIRCUIT BREAKER	26	W
WWT-E-BRK-26WK-01	SEMIANNUAL/ ANNUAL BREAKER PM	P	C261655BRKB	MOTOR CONTROL CENTER B MAIN BREAKER (PLANT 2)	26	W
WWT-E-BRK-26WK-01	SEMIANNUAL/ ANNUAL BREAKER PM	P	C265155BRK1	MOTOR CONTROL CENTER 1 MAIN BREAKER	26	W
WWT-E-BRK-26WK-01	SEMIANNUAL/ ANNUAL BREAKER PM	P	C265255BRK2	MOTOR CONTROL CENTER 2 MAIN BREAKER	26	W
WWT-E-BRK-26WK-01	SEMIANNUAL/ ANNUAL BREAKER PM	P	C265355BRK3	MOTOR CONTROL CENTER 3 MAIN BREAKER	26	W
WWT-E-BRK-26WK-01	SEMIANNUAL/ ANNUAL BREAKER PM	P	C265455BRK4	MOTOR CONTROL CENTER 4 MAIN BREAKER	26	W
WWT-E-BRK-26WK-01	SEMIANNUAL/ ANNUAL BREAKER PM	P	C265555BRK5	MOTOR CONTROL CENTER 5 MAIN BREAKER	26	W

WWT-E-BRK-26WK-01	SEMIANNUAL/ ANNUAL BREAKER PM	P	C266055BRKA	MOTOR CONTROL CENTER A MAIN BREAKER	26	W
WWT-E-BRK-26WK-01	SEMIANNUAL/ ANNUAL BREAKER PM	P	C266055BRKAT	MOTOR CONTROL CENTER A TIE BREAKER	26	W
WWT-E-BRK-26WK-01	SEMIANNUAL/ ANNUAL BREAKER PM	P	C266055BRKB	MOTOR CONTROL CENTER B MAIN BREAKER	26	W
WWT-E-BRK-26WK-01	SEMIANNUAL/ ANNUAL BREAKER PM	P	C266055BRKBT	MOTOR CONTROL CENTER B TIE BREAKER	26	W
WWT-E-BRK-26WK-01	SEMIANNUAL/ ANNUAL BREAKER PM	P	C267555BRK1	MOTOR CONTROL CENTER MAIN BREAKER	26	W
WWT-E-BRK-26WK-01	SEMIANNUAL/ ANNUAL BREAKER PM	P	C268055BRKMCC1	MOTOR CONTROL CENTER MAIN BREAKER 1	26	W
WWT-E-BRK-26WK-01	SEMIANNUAL/ ANNUAL BREAKER PM	P	C268055BRKMCC2	MOTOR CONTROL CENTER MAIN BREAKER 2	26	W
WWT-E-BRK-26WK-01	SEMIANNUAL/ ANNUAL BREAKER PM	P	C268055BRKMCCT	MOTOR CONTROL CENTER TIE BREAKER	26	W
WWT-E-BRK-26WK-01	SEMIANNUAL/ ANNUAL BREAKER PM	P	C268555BRK3	MOTOR CONTROL CENTER MAIN BREAKER	26	W
WWT-E-BRK-26WK-01	SEMIANNUAL/ ANNUAL BREAKER PM	P	C269055BRK4	MOTOR CONTROL CENTER MAIN BREAKER	26	W
WWT-E-BRK-26WK-01	SEMIANNUAL/ ANNUAL BREAKER PM	P	C270755BRKRM	MOTOR CONTROL CENTER MAIN BREAKER	26	W
WWT-E-BRK-26WK-01	SEMIANNUAL/ ANNUAL BREAKER PM	P	C270755BRKMA	MOTOR CONTROL CENTER ALTERNATE BREAKER	26	W
WWT-E-BRK-26WK-01	SEMIANNUAL/ ANNUAL BREAKER PM	P	C274055BRKA	MOTOR CONTROL CENTER A MAIN BREAKER	26	W
WWT-E-BRK-26WK-01	SEMIANNUAL/ ANNUAL BREAKER PM	P	C274055BRKB	MOTOR CONTROL CENTER B MAIN BREAKER	26	W
WWT-E-BRK-26WK-01	SEMIANNUAL/ ANNUAL BREAKER PM	P	C274055BRKPB	POLYMER BUILDING MAIN FEEDER BREAKER	26	W
WWT-E-BRK-26WK-01	SEMIANNUAL/ ANNUAL BREAKER PM	P	C274055BRKT	MOTOR CONTROL CENTER A TIE BREAKER	26	W
WWT-E-BRK-26WK-01	SEMIANNUAL/ ANNUAL BREAKER PM	P	CP00155BRK1B	STEPDOWN TRANSFORMER 1B MAIN FEEDER BREAKER	26	W
WWT-E-BRK-26WK-01	SEMIANNUAL/ ANNUAL BREAKER PM	P	CP00155BRKDEASC	DIESEL ENGINE AIR START AIR COMPRESSOR MAIN BRK	26	W
WWT-E-BRK-26WK-01	SEMIANNUAL/ ANNUAL BREAKER PM	P	CP00155BRKHTAC	HYDROPNEUMATIC TANK MAIN BREAKER	26	W
WWT-E-BRK-26WK-01	SEMIANNUAL/ ANNUAL BREAKER PM	P	CP00155BRKMCC	LOW VOLTAGE MOTOR CONTROL CENTER MAIN BREAKER	26	W
WWT-E-BRK-26WK-01	SEMIANNUAL/ ANNUAL BREAKER PM	P	CP00155BRKSWP	SEAL WATER PUMPS MAIN BREAKER	26	W
WWT-E-BRK-26WK-01	SEMIANNUAL/ ANNUAL BREAKER PM	P	CP00161BRKFSBC	FOURTH STREET CRANES MAIN BREAKER	26	W
WWT-E-BRK-26WK-01	SEMIANNUAL/ ANNUAL BREAKER PM	P	CP00164BRKEG1	PMP STA 0001 EMER GENERATOR 1 OUTPUT BREAKER	26	W
WWT-E-BRK-26WK-01	SEMIANNUAL/ ANNUAL BREAKER PM	P	CP00164BRKEG2	PMP STA 0001 EMER GENERATOR 2 OUTPUT BREAKER	26	W
WWT-E-BRK-26WK-01	SEMIANNUAL/ ANNUAL BREAKER PM	P	CP00255BRKM1	MAIN SWG UTILITY MAIN FEEDER 1 BREAKER	26	W
WWT-E-BRK-26WK-01	SEMIANNUAL/ ANNUAL BREAKER PM	P	CP00255BRKM2	MAIN SWG UTILITY MAIN FEEDER 2 BREAKER	26	W
WWT-E-BRK-26WK-01	SEMIANNUAL/ ANNUAL BREAKER PM	P	CP00255BRKMCC	MAIN SWG MCC FEEDER BREAKER	26	W

WWT-E-BRK-26WK-01	SEMIANNUAL/ ANNUAL BREAKER PM	P	CP00255BRKMCC1	MOTOR CONTROL CENTER 1 MAIN BREAKER	26	W
WWT-E-BRK-26WK-01	SEMIANNUAL/ ANNUAL BREAKER PM	P	CP00255BRKT	MAIN SWG UTILITY MAIN FEEDER TIE BREAKER	26	W
WWT-E-BRK-26WK-01	SEMIANNUAL/ ANNUAL BREAKER PM	P	CP00262BRKMP1	MAIN SWG MAIN PUMP 1 FEEDER BREAKER	26	W
WWT-E-BRK-26WK-01	SEMIANNUAL/ ANNUAL BREAKER PM	P	CP00262BRKMP2	MAIN SWG MAIN PUMP 2 FEEDER BREAKER	26	W
WWT-E-BRK-26WK-01	SEMIANNUAL/ ANNUAL BREAKER PM	P	CP00262BRKMP3	MAIN SWG MAIN PUMP 3 FEEDER BREAKER	26	W
WWT-E-BRK-26WK-01	SEMIANNUAL/ ANNUAL BREAKER PM	P	CP00262BRKMP4	MAIN SWG MAIN PUMP 4 FEEDER BREAKER	26	W
WWT-E-BRK-26WK-01	SEMIANNUAL/ ANNUAL BREAKER PM	P	CP00262BRKMP5	MAIN SWG MAIN PUMP 5 FEEDER BREAKER	26	W
WWT-E-BRK-26WK-01	SEMIANNUAL/ ANNUAL BREAKER PM	P	CP00264BRKG1	MAIN SWG EMER GEN 1 FEEDER BREAKER	26	W
WWT-E-BRK-26WK-01	SEMIANNUAL/ ANNUAL BREAKER PM	P	CP00264BRKG2	MAIN SWG EMER GEN 2 FEEDER BREAKER	26	W
WWT-E-BRK-26WK-01	SEMIANNUAL/ ANNUAL BREAKER PM	P	CP00264BRKO1	EMERGENCY GENERATOR 1 OUTPUT BREAKER	26	W
WWT-E-BRK-26WK-01	SEMIANNUAL/ ANNUAL BREAKER PM	P	CP00264BRKO2	EMERGENCY GENERATOR 2 OUTPUT BREAKER	26	W
WWT-E-BRK-26WK-01	SEMIANNUAL/ ANNUAL BREAKER PM	P	N060154BRKA	MAIN BREAKER A FEEDER (WEST)	26	W
WWT-E-BRK-26WK-01	SEMIANNUAL/ ANNUAL BREAKER PM	P	N060154BRKB	MAIN BREAKER B FEEDER (EAST)	26	W
WWT-E-BRK-26WK-01	SEMIANNUAL/ ANNUAL BREAKER PM	P	N060154BRKMDAB	TIE BREAKER AB WEST/EAST	26	W
WWT-E-BRK-26WK-01	SEMIANNUAL/ ANNUAL BREAKER PM	P	N060155BRKBS	BARSCREEN CONTROL PANEL BREAKER	26	W
WWT-E-BRK-26WK-01	SEMIANNUAL/ ANNUAL BREAKER PM	P	N060155BRKBSCB	BARSCREEN CONVEYOR BELT PANEL BREAKER	26	W
WWT-E-BRK-26WK-01	SEMIANNUAL/ ANNUAL BREAKER PM	P	N060155BRKF1	480V SWITCHGEAR FEEDER BREAKER F-1	26	W
WWT-E-BRK-26WK-01	SEMIANNUAL/ ANNUAL BREAKER PM	P	N060155BRKF2	480V SWITCHGEAR FEEDER F-2	26	W
WWT-E-BRK-26WK-01	SEMIANNUAL/ ANNUAL BREAKER PM	P	N060155BRKF3	480V SWITCHGEAR FEEDER BREAKER F-3	26	W
WWT-E-BRK-26WK-01	SEMIANNUAL/ ANNUAL BREAKER PM	P	N060155BRKF4	480V SWITCHGEAR FEEDER BREAKER F-4	26	W
WWT-E-BRK-26WK-01	SEMIANNUAL/ ANNUAL BREAKER PM	P	N060155BRKLPA	GRIT BLDG LIGHTING TRANSFORMER BREAKER LPA	26	W
WWT-E-BRK-26WK-01	SEMIANNUAL/ ANNUAL BREAKER PM	P	N060155BRKLPB	SCREENING BLDG LIGHTING TRANSFORMER BREAKER LPB	26	W
WWT-E-BRK-26WK-01	SEMIANNUAL/ ANNUAL BREAKER PM	P	N060155BRKM1	480V SWITCHGEAR MAIN BREAKER M-1	26	W
WWT-E-BRK-26WK-01	SEMIANNUAL/ ANNUAL BREAKER PM	P	N060155BRKM2	480V SWITCHGEAR MAIN BREAKER M-2	26	W
WWT-E-BRK-26WK-01	SEMIANNUAL/ ANNUAL BREAKER PM	P	N060155BRKMCCAB	MOTOR CONTROL CENTER TIE AB	26	W
WWT-E-BRK-26WK-01	SEMIANNUAL/ ANNUAL BREAKER PM	P	N060155BRKPPA	MAIN BREAKER AGS BLDG 480V POWER PANEL A	26	W
WWT-E-BRK-26WK-01	SEMIANNUAL/ ANNUAL BREAKER PM	P	N060155BRKPPB	AIR SCRUBBER 480V POWER PANEL B BREAKER	26	W



WWT-E-BRK-26WK-01	SEMIANNUAL/ ANNUAL BREAKER PM	P	N060155BRKT1	TIE BREAKER T-1	26	W
WWT-E-BRK-26WK-01	SEMIANNUAL/ ANNUAL BREAKER PM	P	N060412BRKSLTP1	SLUDGE TRANSFER PUMP 1 MOTOR CIRCUIT BREAKER	26	W
WWT-E-BRK-26WK-01	SEMIANNUAL/ ANNUAL BREAKER PM	P	N060412BRKSLTP2	SLUDGE TRANSFER PUMP 2 MOTOR CIRCUIT BREAKER	26	W
WWT-E-BRK-26WK-01	SEMIANNUAL/ ANNUAL BREAKER PM	P	N060412BRKSLTP3	SLUDGE TRANSFER PUMP 3 MOTOR CIRCUIT BREAKER	26	W
WWT-E-BRK-26WK-01	SEMIANNUAL/ ANNUAL BREAKER PM	P	N060412BRKSLTP4	SLUDGE TRANSFER PUMP 4 MOTOR CIRCUIT BREAKER	26	W
WWT-E-BRK-26WK-01	SEMIANNUAL/ ANNUAL BREAKER PM	P	N060454BRKM1	MAIN BREAKER 1 4160V	26	W
WWT-E-BRK-26WK-01	SEMIANNUAL/ ANNUAL BREAKER PM	P	N060454BRKM2	MAIN BREAKER 2 4160V	26	W
WWT-E-BRK-26WK-01	SEMIANNUAL/ ANNUAL BREAKER PM	P	N060454BRKT1	TIE BREAKER 1	26	W
WWT-E-BRK-26WK-01	SEMIANNUAL/ ANNUAL BREAKER PM	P	N060454BRKT2	TIE BREAKER 2	26	W
WWT-E-BRK-26WK-01	SEMIANNUAL/ ANNUAL BREAKER PM	P	N060455BRK2DP	POWER PANEL 2DP MAIN BREAKER	26	W
WWT-E-BRK-26WK-01	SEMIANNUAL/ ANNUAL BREAKER PM	P	N060455BRK2DPA	POWER PANEL 2DP ALT MAIN BREAKER	26	W
WWT-E-BRK-26WK-01	SEMIANNUAL/ ANNUAL BREAKER PM	P	N060455BRKM1	MAIN DISTRIBUTION CENTER MAIN BREAKER 1 480V	26	W
WWT-E-BRK-26WK-01	SEMIANNUAL/ ANNUAL BREAKER PM	P	N060455BRKM2	MAIN DISTRIBUTION CENTER 2 MAIN BREAKER 480V	26	W
WWT-E-BRK-26WK-01	SEMIANNUAL/ ANNUAL BREAKER PM	P	N060455BRKMCC1	MCC-1 PST MAIN BREAKER	26	W
WWT-E-BRK-26WK-01	SEMIANNUAL/ ANNUAL BREAKER PM	P	N060455BRKMCC2	MCC-2 PST MAIN BREAKER	26	W
WWT-E-BRK-26WK-01	SEMIANNUAL/ ANNUAL BREAKER PM	P	N060455BRKPMCC1	PSPS1 FEEDER BREAKER 1	26	W
WWT-E-BRK-26WK-01	SEMIANNUAL/ ANNUAL BREAKER PM	P	N060455BRKPMCC2	PSPS1 FEEDER BREAKER 2	26	W
WWT-E-BRK-26WK-01	SEMIANNUAL/ ANNUAL BREAKER PM	P	N060455BRKPMCC1	MCC1 MAIN BREAKER	26	W
WWT-E-BRK-26WK-01	SEMIANNUAL/ ANNUAL BREAKER PM	P	N060455BRKPMCC2	MCC2 MAIN BREAKER	26	W
WWT-E-BRK-26WK-01	SEMIANNUAL/ ANNUAL BREAKER PM	P	N060455BRKT1	MAIN DISTRIBUTION CENTER 1 TIE BREAKER	26	W
WWT-E-BRK-26WK-01	SEMIANNUAL/ ANNUAL BREAKER PM	P	N060455BRKT2	MAIN DISTRIBUTION CENTER 2 TIE BREAKER	26	W
WWT-E-BRK-26WK-01	SEMIANNUAL/ ANNUAL BREAKER PM	P	N060455BRKT3	MCC-1 TIE BREAKER	26	W
WWT-E-BRK-26WK-01	SEMIANNUAL/ ANNUAL BREAKER PM	P	N060455BRKT4	MCC-2 TIE BREAKER	26	W
WWT-E-BRK-26WK-01	SEMIANNUAL/ ANNUAL BREAKER PM	P	N061654BRKBT1	O2 FACILITY 1 BUS TIE 1 CIRCUIT BREAKER	26	W
WWT-E-BRK-26WK-01	SEMIANNUAL/ ANNUAL BREAKER PM	P	N061654BRKBT2	O2 FACILITY 1 BUS TIE 2 CIRCUIT BREAKER	26	W
WWT-E-BRK-26WK-01	SEMIANNUAL/ ANNUAL BREAKER PM	P	N061654BRKM1	O2 FACILITY 1 MAIN CIRCUIT BREAKER 1	26	W
WWT-E-BRK-26WK-01	SEMIANNUAL/ ANNUAL BREAKER PM	P	N061654BRKM2	O2 FACILITY 1 MAIN CIRCUIT BREAKER 2	26	W



WWT-E-BRK-26WK-01	SEMIANNUAL/ ANNUAL BREAKER PM	P	N061755BRKMDCBBM	O2 FACILITY 2 MAIN DISTRIBUTION CENTER B MAIN BRKR	26	W
WWT-E-BRK-26WK-01	SEMIANNUAL/ ANNUAL BREAKER PM	P	N061755BRKMDCBBT	O2 FACILITY 2 MAIN DISTRIBUTION CENTER B TIE BRKR	26	W
WWT-E-BRK-26WK-01	SEMIANNUAL/ ANNUAL BREAKER PM	P	N061755BRKOTF1BM	OXYGEN TRAINS 5&6 FEEDER1 MAIN BREAKER	26	W
WWT-E-BRK-26WK-01	SEMIANNUAL/ ANNUAL BREAKER PM	P	N061755BRKOTF2MB	OXYGEN TRAINS 5&6 FEEDER 2 MAIN BREAKER	26	W
WWT-E-BRK-26WK-01	SEMIANNUAL/ ANNUAL BREAKER PM	P	N061755BRKPPC20F	O2 FACILITY 2 480V POWER PANEL CELL 20F MAIN BRKR	26	W
WWT-E-BRK-26WK-01	SEMIANNUAL/ ANNUAL BREAKER PM	P	N0617XJBRKC52D	O2 COMP 5 MOTOR START BREAKER CELL 52D	26	W
WWT-E-BRK-26WK-01	SEMIANNUAL/ ANNUAL BREAKER PM	P	N0617XJBRKC52E	O2 COMP 5 MOTOR START BREAKER CELL 52E	26	W
WWT-E-BRK-26WK-01	SEMIANNUAL/ ANNUAL BREAKER PM	P	N062955BRKM1	O2 TRAIN MOTOR CONTROL CENTER MAIN BREAKER 1	26	W
WWT-E-BRK-26WK-01	SEMIANNUAL/ ANNUAL BREAKER PM	P	N062955BRKM2	O2 TRAIN MOTOR CONTROL CENTER MAIN BREAKER 2	26	W
WWT-E-BRK-26WK-01	SEMIANNUAL/ ANNUAL BREAKER PM	P	N062955BRKT1	O2 TRAIN MOTOR CONTROL CENTER TIE BREAKER 1	26	W
WWT-E-BRK-26WK-01	SEMIANNUAL/ ANNUAL BREAKER PM	P	N062955BRKT2	O2 TRAIN MOTOR CONTROL CENTER TIE BREAKER 2	26	W
WWT-E-BRK-26WK-01	SEMIANNUAL/ ANNUAL BREAKER PM	P	N063055BRKM1	MOTOR CONTROL CENTER 1 MAIN BREAKER	26	W
WWT-E-BRK-26WK-01	SEMIANNUAL/ ANNUAL BREAKER PM	P	N063055BRKMM2	MOTOR CONTROL CENTER 2 MAIN BREAKER	26	W
WWT-E-BRK-26WK-01	SEMIANNUAL/ ANNUAL BREAKER PM	P	N063055BRKMT1	MOTOR CONTROL CENTER 1 TIE BREAKER	26	W
WWT-E-BRK-26WK-01	SEMIANNUAL/ ANNUAL BREAKER PM	P	N063055BRKMT2	MOTOR CONTROL CENTER 2 TIE BREAKER	26	W
WWT-E-BRK-26WK-01	SEMIANNUAL/ ANNUAL BREAKER PM	P	N065155BRKFB1	MOTOR CONTROL CENTER 1 FEEDER BREAKER	26	W
WWT-E-BRK-26WK-01	SEMIANNUAL/ ANNUAL BREAKER PM	P	N065155BRKFB2	MOTOR CONTROL CENTER 2 FEEDER BREAKER	26	W
WWT-E-BRK-26WK-01	SEMIANNUAL/ ANNUAL BREAKER PM	P	N065155BRKM1	MAIN DISTRIBUTION CENTER 480V MAIN BREAKER M1	26	W
WWT-E-BRK-26WK-01	SEMIANNUAL/ ANNUAL BREAKER PM	P	N065155BRKT1	MAIN DISTRIBUTION CENTER 480V TIE BREAKER T1	26	W
WWT-E-BRK-26WK-01	SEMIANNUAL/ ANNUAL BREAKER PM	P	N074037BRKNPWP1	NON POT WATER PUMP 1 MOTOR CIRCUIT BREAKER	26	W
WWT-E-BRK-26WK-01	SEMIANNUAL/ ANNUAL BREAKER PM	P	N074037BRKNPWP2	NON POT WATER PUMP 2 MOTOR CIRCUIT BREAKER	26	W
WWT-E-BRK-26WK-01	SEMIANNUAL/ ANNUAL BREAKER PM	P	N074055BRKCB1A	MOTOR CONTROL CENTER CB-1A MAIN BREAKER	26	W
WWT-E-BRK-26WK-01	SEMIANNUAL/ ANNUAL BREAKER PM	P	N074055BRKCB1B	MOTOR CONTROL CENTER CB-1B INCOMING LINE BREAKER	26	W
WWT-E-BRK-26WK-01	SEMIANNUAL/ ANNUAL BREAKER PM	P	N074055BRKCB2A	MOTOR CONTROL CENTER CB-2A MAIN BREAKER	26	W
WWT-E-BRK-26WK-01	SEMIANNUAL/ ANNUAL BREAKER PM	P	N074055BRKCB2B	MOTOR CONTROL CENTER CB-2B INCOMING LINE BREAKER	26	W
WWT-E-BRK-26WK-01	SEMIANNUAL/ ANNUAL BREAKER PM	P	N074055BRKM1	MAIN BREAKER 1	26	W
WWT-E-BRK-26WK-01	SEMIANNUAL/ ANNUAL BREAKER PM	P	N074055BRKM2	MAIN BREAKER 2	26	W

WWT-E-BRK-26WK-01	SEMIANNUAL/ ANNUAL BREAKER PM	P	N074055BRKMCC1	MOTOR CONTROL CENTER CB SECTION 1 CIRCUIT BREAKER	26	W
WWT-E-BRK-26WK-01	SEMIANNUAL/ ANNUAL BREAKER PM	P	N074055BRKMCC1TB	MOTOR CONTROL CENTER SECTION 1 TIE BREAKER	26	W
WWT-E-BRK-26WK-01	SEMIANNUAL/ ANNUAL BREAKER PM	P	N074055BRKMCC2	MOTOR CONTROL CENTER CB SECTION 2 CIRCUIT BREAKER	26	W
WWT-E-BRK-26WK-01	SEMIANNUAL/ ANNUAL BREAKER PM	P	N074055BRKMCC2TB	MOTOR CONTROL CENTER SECTION 2 TIE BREAKER	26	W
WWT-E-BRK-26WK-01	SEMIANNUAL/ ANNUAL BREAKER PM	P	N074055BRKT1	TIE BREAKER 1	26	W
WWT-E-BRK-26WK-01	SEMIANNUAL/ ANNUAL BREAKER PM	P	N074055BRKT2	TIE BREAKER 2	26	W
WWT-E-BRK-26WK-01	SEMIANNUAL/ ANNUAL BREAKER PM	P	N075054BRK12	GROUP 1 DUMMY BREAKER MOTORS 1 & 2	26	W
WWT-E-BRK-26WK-01	SEMIANNUAL/ ANNUAL BREAKER PM	P	N075054BRK34	GROUP 2 DUMMY BREAKER MOTORS 3 & 4	26	W
WWT-E-BRK-26WK-01	SEMIANNUAL/ ANNUAL BREAKER PM	P	N075054BRK5	GROUP 1 DUMMY BREAKER MOTOR 5	26	W
WWT-E-BRK-26WK-01	SEMIANNUAL/ ANNUAL BREAKER PM	P	N075054BRK6	GROUP 2 DUMMY BREAKER MOTOR 6	26	W
WWT-E-BRK-26WK-01	SEMIANNUAL/ ANNUAL BREAKER PM	P	N075054BRK78	GROUP 1 DUMMY BREAKER MOTORS 7 & 8	26	W
WWT-E-BRK-26WK-01	SEMIANNUAL/ ANNUAL BREAKER PM	P	N075054BRKF1	GROUP 1 MAIN BREAKER	26	W
WWT-E-BRK-26WK-01	SEMIANNUAL/ ANNUAL BREAKER PM	P	N075054BRKF2	GROUP 2 MAIN BREAKER	26	W
WWT-E-BRK-26WK-01	SEMIANNUAL/ ANNUAL BREAKER PM	P	N075054BRKT1	GROUP 1 TIE BREAKER	26	W
WWT-E-BRK-26WK-01	SEMIANNUAL/ ANNUAL BREAKER PM	P	N075054BRKT2	GROUP 2 TIE BREAKER	26	W
WWT-E-BRK-26WK-01	SEMIANNUAL/ ANNUAL BREAKER PM	P	N075055BRKMCC1M	MOTOR CONTROL CENTER 1 MAIN BREAKER (WEST SIDE)	26	W
WWT-E-BRK-26WK-01	SEMIANNUAL/ ANNUAL BREAKER PM	P	N075055BRKMCC1T	MOTOR CONTROL CENTER 1 TIE BREAKER (WEST SIDE)	26	W
WWT-E-BRK-26WK-01	SEMIANNUAL/ ANNUAL BREAKER PM	P	N075055BRKMCC2M	MOTOR CONTROL CENTER 2 MAIN BREAKER (EAST SIDE)	26	W
WWT-E-BRK-26WK-01	SEMIANNUAL/ ANNUAL BREAKER PM	P	N075055BRKMCC2T	MOTOR CONTROL CENTER 1 TIE BREAKER (EAST SIDE)	26	W
WWT-E-BRK-26WK-01	SEMIANNUAL/ ANNUAL BREAKER PM	P	N076554BRK102	SDT SOUTH MAIN CIRCUIT BREAKER UNIT 102	26	W
WWT-E-BRK-26WK-01	SEMIANNUAL/ ANNUAL BREAKER PM	P	N076554BRK103	O2 PLANT 1 MAIN CIRCUIT BREAKER 1 UNIT 103	26	W
WWT-E-BRK-26WK-01	SEMIANNUAL/ ANNUAL BREAKER PM	P	N076554BRK104	PRETREATMENT MAIN CIRCUIT BREAKER 1 UNIT 104	26	W
WWT-E-BRK-26WK-01	SEMIANNUAL/ ANNUAL BREAKER PM	P	N076554BRK105	RSPS 1 MAIN CIRCUIT BREAKER FEEDER 1 UNIT 105	26	W
WWT-E-BRK-26WK-01	SEMIANNUAL/ ANNUAL BREAKER PM	P	N076554BRK106	EFFLUENT PS MAIN CIRCUIT BREAKER 1 UNIT 106	26	W
WWT-E-BRK-26WK-01	SEMIANNUAL/ ANNUAL BREAKER PM	P	N076554BRK107	EMERGENCY GENERATOR MAIN CIRCUIT BRK 1 UNIT 107	26	W
WWT-E-BRK-26WK-01	SEMIANNUAL/ ANNUAL BREAKER PM	P	N076554BRK108	NORMAL POWER MAIN CIRCUIT BREAKER 1 UNIT 108	26	W
WWT-E-BRK-26WK-01	SEMIANNUAL/ ANNUAL BREAKER PM	P	N076554BRK109	TIE BREAKER 1 CIRCUIT BREAKER UNIT 109	26	W

WWT-E-BRK-26WK-01	SEMIANNUAL/ ANNUAL BREAKER PM	P	N076554BRK110	TIE BREAKER 2 CIRCUIT BREAKER UNIT 110	26	W
WWT-E-BRK-26WK-01	SEMIANNUAL/ ANNUAL BREAKER PM	P	N076554BRK111	NORMAL POWER MAIN CIRCUIT BREAKER 2 UNIT 111	26	W
WWT-E-BRK-26WK-01	SEMIANNUAL/ ANNUAL BREAKER PM	P	N076554BRK112	EMERGENCY GENERATOR MAIN CIRCUIT BRK 2 UNIT 112	26	W
WWT-E-BRK-26WK-01	SEMIANNUAL/ ANNUAL BREAKER PM	P	N076554BRK113	EFFLUENT PS MAIN CIRCUIT BREAKER 2 UNIT 113	26	W
WWT-E-BRK-26WK-01	SEMIANNUAL/ ANNUAL BREAKER PM	P	N076554BRK114	RSPS 2 MAIN CIRCUIT BREAKER FEEDER 2 UNIT 114	26	W
WWT-E-BRK-26WK-01	SEMIANNUAL/ ANNUAL BREAKER PM	P	N076554BRK115	O2 PLANT 2 MAIN CIRCUIT BREAKER UNIT 115	26	W
WWT-E-BRK-26WK-01	SEMIANNUAL/ ANNUAL BREAKER PM	P	N076554BRK116	PRETREATMENT MAIN CIRCUIT BREAKER 2 UNIT 116	26	W
WWT-E-BRK-26WK-01	SEMIANNUAL/ ANNUAL BREAKER PM	P	N076554BRK117	MAIN CIRCUIT BREAKER NORTH TRANSFORMER UNIT 117	26	W
WWT-E-BRK-26WK-01	SEMIANNUAL/ ANNUAL BREAKER PM	P	N076554BRKAGS1	AGS BLDG MAIN CIRCUIT BREAKER 1 SOUTH SWITCHGEAR	26	W
WWT-E-BRK-26WK-01	SEMIANNUAL/ ANNUAL BREAKER PM	P	N076554BRKAGS2	AGS BLDG MAIN CIRCUIT BREAKER 2 NORTH SWITCHGEAR	26	W
WWT-E-BRK-26WK-01	SEMIANNUAL/ ANNUAL BREAKER PM	P	N076554BRKIWPS1	INJECTION WELL PUMP STATION MAIN BREAKER 1	26	W
WWT-E-BRK-26WK-01	SEMIANNUAL/ ANNUAL BREAKER PM	P	N076554BRKIWPS2	INJECTION WELL PUMP STATION MAIN BREAKER 2	26	W
WWT-E-BRK-26WK-01	SEMIANNUAL/ ANNUAL BREAKER PM	P	N076554BRKOP1	O2 FACILITY 2 MAIN CIRCUIT BREAKER 1 SOUTH SWGR	26	W
WWT-E-BRK-26WK-01	SEMIANNUAL/ ANNUAL BREAKER PM	P	N076554BRKOP2	O2 FACILITY 2 MAIN CIRCUIT BREAKER 2 NORTH SWGR	26	W
WWT-E-BRK-26WK-01	SEMIANNUAL/ ANNUAL BREAKER PM	P	N076554BRKRSPS1	RSPS 3 MAIN CIRCUIT BREAKER 1 SOUTH SWITCHGEAR	26	W
WWT-E-BRK-26WK-01	SEMIANNUAL/ ANNUAL BREAKER PM	P	N076554BRKRSPS2	RSPS 3 MAIN CIRCUIT BREAKER 2 NORTH SWITCHGEAR	26	W
WWT-E-BRK-26WK-01	SEMIANNUAL/ ANNUAL BREAKER PM	P	N076555BRKCL1	ON SITE CL2 BLDG FEEDER BREAKER 1 480V	26	W
WWT-E-BRK-26WK-01	SEMIANNUAL/ ANNUAL BREAKER PM	P	N076555BRKCL2	ON SITE CL2 BLDG FEEDER BREAKER 2 480V	26	W
WWT-E-BRK-26WK-01	SEMIANNUAL/ ANNUAL BREAKER PM	P	N076555BRKDP	POWER PANEL DP FEEDER BREAKER 480V	26	W
WWT-E-BRK-26WK-01	SEMIANNUAL/ ANNUAL BREAKER PM	P	N076555BRKDP2	POWER PANEL DP FEEDER BREAKER 2 480V	26	W
WWT-E-BRK-26WK-01	SEMIANNUAL/ ANNUAL BREAKER PM	P	N076555BRKEP1	EFFLUENT PUMP STATION 480V FEEDER BREAKER 1	26	W
WWT-E-BRK-26WK-01	SEMIANNUAL/ ANNUAL BREAKER PM	P	N076555BRKEP2	EFFLUENT PUMP STATION 480V FEEDER BREAKER 2	26	W
WWT-E-BRK-26WK-01	SEMIANNUAL/ ANNUAL BREAKER PM	P	N076555BRKGSATS1	GEN SWITCHGEAR AUTO TRANSFER SWITCH BREAKER 1	26	W
WWT-E-BRK-26WK-01	SEMIANNUAL/ ANNUAL BREAKER PM	P	N076555BRKGSATS2	GEN SWITCHGEAR AUTO TRANSFER SWITCH BREAKER 2	26	W
WWT-E-BRK-26WK-01	SEMIANNUAL/ ANNUAL BREAKER PM	P	N076555BRKM1	MAIN DISTRIBUTION CENTER MAIN BREAKER 1	26	W
WWT-E-BRK-26WK-01	SEMIANNUAL/ ANNUAL BREAKER PM	P	N076555BRKM2	MAIN DISTRIBUTION CENTER MAIN BREAKER 2 480V	26	W
WWT-E-BRK-26WK-01	SEMIANNUAL/ ANNUAL BREAKER PM	P	N076555BRKMDP	PANEL MDP MAIN CIRCUIT BREAKER	26	W

WWT-E-BRK-26WK-01	SEMIANNUAL/ ANNUAL BREAKER PM	P	N076555BRKMDP2	PANEL MDP MAIN CIRCUIT BREAKER 2	26	W
WWT-E-BRK-26WK-01	SEMIANNUAL/ ANNUAL BREAKER PM	P	N076555BRKRSPBF	RSPS 3 480V BACKUP FEEDER BREAKER	26	W
WWT-E-BRK-26WK-01	SEMIANNUAL/ ANNUAL BREAKER PM	P	N076555BRKT1	MAIN DISTRIBUTION CENTER TIE BREAKER 1	26	W
WWT-E-BRK-26WK-01	SEMIANNUAL/ ANNUAL BREAKER PM	P	N076555BRKT2	MAIN DISTRIBUTION CENTER TIE BREAKER 2	26	W
WWT-E-BRK-26WK-01	SEMIANNUAL/ ANNUAL BREAKER PM	P	N076564BRKGEN1	EMERGENCY GENERATOR 1 CIRCUIT BREAKER	26	W
WWT-E-BRK-26WK-01	SEMIANNUAL/ ANNUAL BREAKER PM	P	N076564BRKGEN2	EMERGENCY GENERATOR 2 CIRCUIT BREAKER	26	W
WWT-E-BRK-26WK-01	SEMIANNUAL/ ANNUAL BREAKER PM	P	N076564BRKGEN3	EMERGENCY GENERATOR 3 CIRCUIT BREAKER	26	W
WWT-E-BRK-26WK-01	SEMIANNUAL/ ANNUAL BREAKER PM	P	N076564BRKGEN4	EMERGENCY GENERATOR 4 CIRCUIT BREAKER	26	W
WWT-E-BRK-26WK-01	SEMIANNUAL/ ANNUAL BREAKER PM	P	N076564BRKGEN5	EMERGENCY GENERATOR 5 CIRCUIT BREAKER	26	W
WWT-E-BRK-26WK-01	SEMIANNUAL/ ANNUAL BREAKER PM	P	N076564BRKGEN6	EMERGENCY GENERATOR 6 CIRCUIT BREAKER	26	W
WWT-E-BRK-26WK-01	SEMIANNUAL/ ANNUAL BREAKER PM	P	N080042BRKIP1	INJ WELL PUMP STA PUMP 1 MOTOR MAIN BREAKER	26	W
WWT-E-BRK-26WK-01	SEMIANNUAL/ ANNUAL BREAKER PM	P	N080042BRKIP2	INJ WELL PUMP STA PUMP 2 MOTOR MAIN BREAKER	26	W
WWT-E-BRK-26WK-01	SEMIANNUAL/ ANNUAL BREAKER PM	P	N080042BRKIP3	INJ WELL PUMP STA PUMP 3 MOTOR MAIN BREAKER	26	W
WWT-E-BRK-26WK-01	SEMIANNUAL/ ANNUAL BREAKER PM	P	N080042BRKIP4	INJ WELL PUMP STA PUMP 4 MOTOR MAIN BREAKER	26	W
WWT-E-BRK-26WK-01	SEMIANNUAL/ ANNUAL BREAKER PM	P	N080054BRK5KVS	INJ WELL PUMP STA MAIN SWITCHGEAR TIE BREAKER	26	W
WWT-E-BRK-26WK-01	SEMIANNUAL/ ANNUAL BREAKER PM	P	N080054BRKMFCB1	INJ WELL PUMP STA MAIN CIRCUIT BREAKER 1	26	W
WWT-E-BRK-26WK-01	SEMIANNUAL/ ANNUAL BREAKER PM	P	N080054BRKMFCB2	INJ WELL PUMP STA MAIN CIRCUIT BREAKER 2	26	W
WWT-E-BRK-26WK-01	SEMIANNUAL/ ANNUAL BREAKER PM	P	N080054BRKSUBA	INJ WELL PUMP STA SUB A CIRCUIT BREAKER	26	W
WWT-E-BRK-26WK-01	SEMIANNUAL/ ANNUAL BREAKER PM	P	N080054BRKSUBB	INJ WELL PUMP STA SUB B CIRCUIT BREAKER	26	W
WWT-E-BRK-26WK-01	SEMIANNUAL/ ANNUAL BREAKER PM	P	N080055BRKMCCAMB	INJ WELL PUMP STA MCC A MAIN BREAKER ( IN SUB A )	26	W
WWT-E-BRK-26WK-01	SEMIANNUAL/ ANNUAL BREAKER PM	P	N080055BRKMCCBMB	INJ WELL PUMP STA MCC B MAIN BREAKER ( IN SUB B )	26	W
WWT-E-BRK-26WK-01	SEMIANNUAL/ ANNUAL BREAKER PM	P	N080055BRKMCCTB	INJ WELL PUMP STA MOTOR CONTROL CENTER TIE BREAKER	26	W
WWT-E-BRK-26WK-01	SEMIANNUAL/ ANNUAL BREAKER PM	P	N161655BRKMCC3M1	MOTOR CONTROL CENTER 3 MAIN BREAKER (UNIT 9)	26	W
WWT-E-BRK-26WK-01	SEMIANNUAL/ ANNUAL BREAKER PM	P	N161655BRKMCC3T1	MOTOR CONTROL CENTER 3 TIE BREAKER (UNIT 10)	26	W
WWT-E-BRK-26WK-01	SEMIANNUAL/ ANNUAL BREAKER PM	P	N1616XJBRKAC1	O2 COMP 1 MOTOR CIRCUIT BREAKER	26	W
WWT-E-BRK-26WK-01	SEMIANNUAL/ ANNUAL BREAKER PM	P	N165155BRK	480V MCC TIE BREAKER	26	W
WWT-E-BRK-26WK-01	SEMIANNUAL/ ANNUAL BREAKER PM	P	N165155BRK1	480V MAIN BREAKER 52-1	26	W

WWT-E-BRK-26WK-01	SEMIANNUAL/ ANNUAL BREAKER PM	P	N165155BRK2	480V MAIN BREAKER 52-2	26	W
WWT-E-BRK-26WK-01	SEMIANNUAL/ ANNUAL BREAKER PM	P	N165155BRK3	MCC 2 FEEDER CIRCUIT BREAKER 52-3	26	W
WWT-E-BRK-26WK-01	SEMIANNUAL/ ANNUAL BREAKER PM	P	N165155BRK4	MCC 1 FEEDER CIRCUIT BREAKER 52-4	26	W
WWT-E-BRK-26WK-01	SEMIANNUAL/ ANNUAL BREAKER PM	P	N165155BRKMCC11	RETURN SLUDGE STATION 4 MCC 11 FEEDER BREAKER	26	W
WWT-E-BRK-26WK-01	SEMIANNUAL/ ANNUAL BREAKER PM	P	N165155BRKMCC12	RETURN SLUDGE STATION 5 MCC 12 FEEDER BREAKER	26	W
WWT-E-BRK-26WK-01	SEMIANNUAL/ ANNUAL BREAKER PM	P	N165255BRKMCC11	MOTOR CONTROL CENTER 11 MAIN BREAKER	26	W
WWT-E-BRK-26WK-01	SEMIANNUAL/ ANNUAL BREAKER PM	P	N165355BRKMCCM	MOTOR CONTROL CENTER 12 MAIN BREAKER	26	W
WWT-E-BRK-26WK-01	SEMIANNUAL/ ANNUAL BREAKER PM	P	N165355BRKMCCT	MOTOR CONTROL CENTER 12 TIE BREAKER	26	W
WWT-E-BRK-26WK-01	SEMIANNUAL/ ANNUAL BREAKER PM	P	N261655BRKFCB3	480 VOLT FEEDER 3 CIRCUIT BREAKER	26	W
WWT-E-BRK-26WK-01	SEMIANNUAL/ ANNUAL BREAKER PM	P	N261655BRKFCB4	480 VOLT FEEDER 4 CIRCUIT BREAKER UNIT 61	26	W
WWT-E-BRK-26WK-01	SEMIANNUAL/ ANNUAL BREAKER PM	P	N261655BRKMCC2TB	MOTOR CONTROL CENTER 2 TIE BREAKER (UNIT 40)	26	W
WWT-E-BRK-26WK-01	SEMIANNUAL/ ANNUAL BREAKER PM	P	N261655BRKMCC4FB	MCC4 FEEDER CIRCUIT BREAKER 2 (UNIT 58)	26	W
WWT-E-BRK-26WK-01	SEMIANNUAL/ ANNUAL BREAKER PM	P	N261655BRKMCCM2	MOTOR CONTROL CENTER 2 MAIN CIRCUIT BREAKER	26	W
WWT-E-BRK-26WK-01	SEMIANNUAL/ ANNUAL BREAKER PM	P	N2616XJBRKAC2	O2 COMP 2 MOTOR CIRCUIT BREAKER	26	W
WWT-E-BRK-26WK-01	SEMIANNUAL/ ANNUAL BREAKER PM	P	N262955BRKM1	O2 TRAIN MOTOR CONTROL CENTER MAIN BREAKER 1	26	W
WWT-E-BRK-26WK-01	SEMIANNUAL/ ANNUAL BREAKER PM	P	N262955BRKM2	O2 TRAIN MOTOR CONTROL CENTER MAIN BREAKER 2	26	W
WWT-E-BRK-26WK-01	SEMIANNUAL/ ANNUAL BREAKER PM	P	N262955BRKT	O2 TRAIN MOTOR CONTROL CENTER TIE BREAKER	26	W
WWT-E-BRK-26WK-01	SEMIANNUAL/ ANNUAL BREAKER PM	P	N263055BRKM3	MOTOR CONTROL CENTER PSPS 3 MAIN BREAKER	26	W
WWT-E-BRK-26WK-01	SEMIANNUAL/ ANNUAL BREAKER PM	P	N263055BRKM4	MOTOR CONTROL CENTER PSPS 4 MAIN BREAKER	26	W
WWT-E-BRK-26WK-01	SEMIANNUAL/ ANNUAL BREAKER PM	P	N263055BRKMT	MOTOR CONTROL CENTER TIE BREAKER	26	W
WWT-E-BRK-26WK-01	SEMIANNUAL/ ANNUAL BREAKER PM	P	N265155BRKDPA	PANEL DPA FEEDER CIRCUIT BREAKER	26	W
WWT-E-BRK-26WK-01	SEMIANNUAL/ ANNUAL BREAKER PM	P	N265155BRKDPB	PANEL DPB FEEDER BREAKER	26	W
WWT-E-BRK-26WK-01	SEMIANNUAL/ ANNUAL BREAKER PM	P	N265155BRKF3	MCC 3 FEEDER BREAKER	26	W
WWT-E-BRK-26WK-01	SEMIANNUAL/ ANNUAL BREAKER PM	P	N265155BRKF4	MCC 4 FEEDER BREAKER	26	W
WWT-E-BRK-26WK-01	SEMIANNUAL/ ANNUAL BREAKER PM	P	N265155BRKM1	480V MAIN BREAKER 1	26	W
WWT-E-BRK-26WK-01	SEMIANNUAL/ ANNUAL BREAKER PM	P	N265155BRKMCCT1	MCC TIE BREAKER 1	26	W
WWT-E-BRK-26WK-01	SEMIANNUAL/ ANNUAL BREAKER PM	P	N265155BRKMCCT2	MCC TIE BREAKER 2	26	W

WWT-E-BRK-26WK-01	SEMIANNUAL/ ANNUAL BREAKER PM	P	N265155BRKRSH	POWER PANEL RSH FEEDER BREAKER	26	W
WWT-E-BRK-26WK-01	SEMIANNUAL/ ANNUAL BREAKER PM	P	N265155BRKT1	480V TIE BREAKER 1	26	W
WWT-E-BRK-26WK-01	SEMIANNUAL/ ANNUAL BREAKER PM	P	N265155BRKT2	480V TIE BREAKER 2	26	W
WWT-E-BRK-26WK-01	SEMIANNUAL/ ANNUAL BREAKER PM	P	N3617XJBRKC52H	O2 COMP 4 MOTOR STARTER BREAKER CELL 52H	26	W
WWT-E-BRK-26WK-01	SEMIANNUAL/ ANNUAL BREAKER PM	P	N3617XJBRKC52I	O2 COMP 4 MOTOR STARTER BREAKER CELL 52 I	26	W
WWT-E-BRK-26WK-01	SEMIANNUAL/ ANNUAL BREAKER PM	P	N4617XJBRKC52C	OXYGEN COMP 6 MOTOR RUN BREAKER CELL 52 C	26	W
WWT-E-DRVM-26WK-01	SEMIANNUAL EFFLUENT MAG DRIVE PM	P	C075042DRV1	EFFLUENT PUMP 1 MAGNETIC DRIVE	26	W
WWT-E-DRVM-26WK-01	SEMIANNUAL EFFLUENT MAG DRIVE PM	P	C075042DRV2	EFFLUENT PUMP 2 MAGNETIC DRIVE	26	W
WWT-E-DRVM-26WK-01	SEMIANNUAL EFFLUENT MAG DRIVE PM	P	C075042DRV3	EFFLUENT PUMP 3 MAGNETIC DRIVE	26	W
WWT-E-DRVM-26WK-01	SEMIANNUAL EFFLUENT MAG DRIVE PM	P	C075042DRV4	EFFLUENT PUMP 4 MAGNETIC DRIVE	26	W
WWT-E-DRVM-26WK-01	SEMIANNUAL EFFLUENT MAG DRIVE PM	P	C075042DRV5	EFFLUENT PUMP 5 MAGNETIC DRIVE	26	W
WWT-E-DRVM-26WK-01	SEMIANNUAL EFFLUENT MAG DRIVE PM	P	C075042DRV6	EFFLUENT PUMP 6 MAGNETIC DRIVE	26	W
WWT-E-DRVM-26WK-01	SEMIANNUAL EFFLUENT MAG DRIVE PM	P	C075042DRV7	EFFLUENT PUMP 7 MAGNETIC DRIVE	26	W
WWT-E-DRVM-26WK-01	SEMIANNUAL EFFLUENT MAG DRIVE PM	P	C075042DRV8	EFFLUENT PUMP 8 MAGNETIC DRIVE	26	W
WWT-E-DRVM-26WK-01	SEMIANNUAL EFFLUENT MAG DRIVE PM	P	N075042DRV1	EFFLUENT PUMP 1 MAGNETIC DRIVE	26	W
WWT-E-DRVM-26WK-01	SEMIANNUAL EFFLUENT MAG DRIVE PM	P	N075042DRV2	EFFLUENT PUMP 2 MAGNETIC DRIVE	26	W
WWT-E-DRVM-26WK-01	SEMIANNUAL EFFLUENT MAG DRIVE PM	P	N075042DRV3	EFFLUENT PUMP 3 MAGNETIC DRIVE	26	W
WWT-E-DRVM-26WK-01	SEMIANNUAL EFFLUENT MAG DRIVE PM	P	N075042DRV4	EFFLUENT PUMP 4 MAGNETIC DRIVE	26	W
WWT-E-DRVM-26WK-01	SEMIANNUAL EFFLUENT MAG DRIVE PM	P	N075042DRV5	EFFLUENT PUMP 5 MAGNETIC DRIVE	26	W
WWT-E-DRVM-26WK-01	SEMIANNUAL EFFLUENT MAG DRIVE PM	P	N075042DRV6	EFFLUENT PUMP 6 MAGNETIC DRIVE	26	W
WWT-E-DRVM-26WK-01	SEMIANNUAL EFFLUENT MAG DRIVE PM	P	S075042DRVEP2	EFFLUENT PUMP 2 MAGNETIC DRIVE	26	W
WWT-E-DRVM-26WK-01	SEMIANNUAL EFFLUENT MAG DRIVE PM	P	S075042DRVEP3	EFFLUENT PUMP 3 MAGNETIC DRIVE	26	W
WWT-E-DRVM-26WK-01	SEMIANNUAL EFFLUENT MAG DRIVE PM	P	S075042DRVEP4	EFFLUENT PUMP 4 MAGNETIC DRIVE	26	W
WWT-E-DRVM-26WK-01	SEMIANNUAL EFFLUENT MAG DRIVE PM	P	S075042DRVEP5	EFFLUENT PUMP 5 MAGNETIC DRIVE	26	W
WWT-E-DRVM-52WK-02	ANNUAL MAGNETIC DRIVE PM	P	C075042DRV1	EFFLUENT PUMP 1 MAGNETIC DRIVE	26	W
WWT-E-DRVM-52WK-02	ANNUAL MAGNETIC DRIVE PM	P	C075042DRV2	EFFLUENT PUMP 2 MAGNETIC DRIVE	26	W
WWT-E-DRVM-52WK-02	ANNUAL MAGNETIC DRIVE PM	P	C075042DRV3	EFFLUENT PUMP 3 MAGNETIC DRIVE	26	W



WWT-E-DRVM-52WK-02	ANNUAL MAGNETIC DRIVE PM	P	C075042DRV4	EFFLUENT PUMP 4 MAGNETIC DRIVE	26	W
WWT-E-DRVM-52WK-02	ANNUAL MAGNETIC DRIVE PM	P	C075042DRV5	EFFLUENT PUMP 5 MAGNETIC DRIVE	26	W
WWT-E-DRVM-52WK-02	ANNUAL MAGNETIC DRIVE PM	P	C075042DRV6	EFFLUENT PUMP 6 MAGNETIC DRIVE	26	W
WWT-E-DRVM-52WK-02	ANNUAL MAGNETIC DRIVE PM	P	C075042DRV7	EFFLUENT PUMP 7 MAGNETIC DRIVE	26	W
WWT-E-DRVM-52WK-02	ANNUAL MAGNETIC DRIVE PM	P	C075042DRV8	EFFLUENT PUMP 8 MAGNETIC DRIVE	26	W
WWT-E-DRVM-52WK-02	ANNUAL MAGNETIC DRIVE PM	P	N060405DRV1	PLANT SANITARY WASTE PUMP 1 MAGNETIC DRIVE	26	W
WWT-E-DRVM-52WK-02	ANNUAL MAGNETIC DRIVE PM	P	N060405DRV2	PLANT SANITARY WASTE PUMP 2 MAGNETIC DRIVE	26	W
WWT-E-DRVM-52WK-02	ANNUAL MAGNETIC DRIVE PM	P	N060412DRV1	SLUDGE TRANSFER PUMP 1 MAGNETIC DRIVE	26	W
WWT-E-DRVM-52WK-02	ANNUAL MAGNETIC DRIVE PM	P	N060412DRV2	SLUDGE TRANSFER PUMP 2 MAGNETIC DRIVE	26	W
WWT-E-DRVM-52WK-02	ANNUAL MAGNETIC DRIVE PM	P	N074037DRV1	NON POTABLE WATER PUMP 1 MAGNETIC DRIVE SOUTH	26	W
WWT-E-DRVM-52WK-02	ANNUAL MAGNETIC DRIVE PM	P	N074037DRV2	NON POTABLE WATER PUMP 2 MAGNETIC DRIVE NORTH	26	W
WWT-E-DRVM-52WK-02	ANNUAL MAGNETIC DRIVE PM	P	N074037DRVFWP1	FLUSHING/MAKE UP WATER PUMP 1 MAGNETIC DRIVE	26	W
WWT-E-DRVM-52WK-02	ANNUAL MAGNETIC DRIVE PM	P	N074037DRVFWP2	FLUSHING/MAKE UP WATER PUMP 2 MAGNETIC DRIVE	26	W
WWT-E-DRVM-52WK-02	ANNUAL MAGNETIC DRIVE PM	P	S067530DRVMD1	TRANSFER PUMP 1 MAG DRIVE	26	W
WWT-E-DRVM-52WK-02	ANNUAL MAGNETIC DRIVE PM	P	S067530DRVMD2	TRANSFER PUMP 2 MAG DRIVE	26	W
WWT-E-DRVM-52WK-02	ANNUAL MAGNETIC DRIVE PM	P	S067530DRVMD3	TRANSFER PUMP 3 MAG DRIVE	26	W
WWT-E-DRVM-52WK-02	ANNUAL MAGNETIC DRIVE PM	P	S067530DRVMD4	TRANSFER PUMP 4 MAG DRIVE	26	W
WWT-E-DRVM-52WK-02	ANNUAL MAGNETIC DRIVE PM	P	S068030DRVMD1	TRANSFER PUMP 1 MAG DRIVE	26	W
WWT-E-DRVM-52WK-02	ANNUAL MAGNETIC DRIVE PM	P	S068030DRVMD2	TRANSFER PUMP 2 MAG DRIVE	26	W
WWT-E-DRVM-52WK-02	ANNUAL MAGNETIC DRIVE PM	P	S068030DRVMD3	TRANSFER PUMP 3 MAG DRIVE	26	W
WWT-E-DRVM-52WK-02	ANNUAL MAGNETIC DRIVE PM	P	S068030DRVMD4	TRANSFER PUMP 4 MAG DRIVE	26	W
WWT-E-DRVM-52WK-02	ANNUAL MAGNETIC DRIVE PM	P	S068530DRVTP1	TRANSFER PUMP 1 MOTOR MAGNETIC DRIVE	26	W
WWT-E-DRVM-52WK-02	ANNUAL MAGNETIC DRIVE PM	P	S068530DRVTP2	TRANSFER PUMP 2 MOTOR MAGNETIC DRIVE	26	W
WWT-E-DRVM-52WK-02	ANNUAL MAGNETIC DRIVE PM	P	S068530DRVTP3	TRANSFER PUMP 3 MOTOR MAGNETIC DRIVE	26	W
WWT-E-DRVM-52WK-02	ANNUAL MAGNETIC DRIVE PM	P	S068530DRVTP4	TRANSFER PUMP 4 MOTOR MAGNETIC DRIVE	26	W
WWT-E-MTRI-12WK-01	QUARTERLY/ SEMI-ANNUAL O2 TRAIN INDUCTION MOTOR PM	P	N062114MTR31	OXYGENATION TRAIN 3 MIXER 1 MOTOR	26	W
WWT-E-MTRI-12WK-01	QUARTERLY/ SEMI-ANNUAL O2 TRAIN INDUCTION MOTOR PM	P	N062114MTR32	OXYGENATION TRAIN 3 MIXER 2 MOTOR	26	W

WWT-E-MTRI-12WK-01	QUARTERLY/ SEMI-ANNUAL O2 TRAIN INDUCTION MOTOR PM	P	N062114MTR33	OXYGENATION TRAIN 3 MIXER 3 MOTOR	26	W
WWT-E-MTRI-12WK-01	QUARTERLY/ SEMI-ANNUAL O2 TRAIN INDUCTION MOTOR PM	P	N062114MTR34	OXYGENATION TRAIN 3 MIXER 4 MOTOR	26	W
WWT-E-MTRI-12WK-01	QUARTERLY/ SEMI-ANNUAL O2 TRAIN INDUCTION MOTOR PM	P	N062214MTR41	OXYGENATION TRAIN 4 MIXER 1 MOTOR	26	W
WWT-E-MTRI-12WK-01	QUARTERLY/ SEMI-ANNUAL O2 TRAIN INDUCTION MOTOR PM	P	N062214MTR42	OXYGENATION TRAIN 4 MIXER 2 MOTOR	26	W
WWT-E-MTRI-12WK-01	QUARTERLY/ SEMI-ANNUAL O2 TRAIN INDUCTION MOTOR PM	P	N062214MTR43	OXYGENATION TRAIN 4 MIXER 3 MOTOR	26	W
WWT-E-MTRI-12WK-01	QUARTERLY/ SEMI-ANNUAL O2 TRAIN INDUCTION MOTOR PM	P	N062214MTR44	OXYGENATION TRAIN 4 MIXER 4 MOTOR	26	W
WWT-E-MTRI-12WK-01	QUARTERLY/ SEMI-ANNUAL O2 TRAIN INDUCTION MOTOR PM	P	N162114MTR11	OXYGENATION TRAIN 1 MIXER 1 MOTOR	26	W
WWT-E-MTRI-12WK-01	QUARTERLY/ SEMI-ANNUAL O2 TRAIN INDUCTION MOTOR PM	P	N162114MTR12	OXYGENATION TRAIN 1 MIXER 2 MOTOR	26	W
WWT-E-MTRI-12WK-01	QUARTERLY/ SEMI-ANNUAL O2 TRAIN INDUCTION MOTOR PM	P	N162114MTR13	OXYGENATION TRAIN 1 MIXER 3 MOTOR	26	W
WWT-E-MTRI-12WK-01	QUARTERLY/ SEMI-ANNUAL O2 TRAIN INDUCTION MOTOR PM	P	N162114MTR14	OXYGENATION TRAIN 1 MIXER 4 MOTOR	26	W
WWT-E-MTRI-12WK-01	QUARTERLY/ SEMI-ANNUAL O2 TRAIN INDUCTION MOTOR PM	P	N162214MTR21	OXYGENATION TRAIN 2 MIXER 1 MOTOR	26	W
WWT-E-MTRI-12WK-01	QUARTERLY/ SEMI-ANNUAL O2 TRAIN INDUCTION MOTOR PM	P	N162214MTR22	OXYGENATION TRAIN 2 MIXER 2 MOTOR	26	W
WWT-E-MTRI-12WK-01	QUARTERLY/ SEMI-ANNUAL O2 TRAIN INDUCTION MOTOR PM	P	N162214MTR23	OXYGENATION TRAIN 2 MIXER 3 MOTOR	26	W
WWT-E-MTRI-12WK-01	QUARTERLY/ SEMI-ANNUAL O2 TRAIN INDUCTION MOTOR PM	P	N162214MTR24	OXYGENATION TRAIN 2 MIXER 4 MOTOR	26	W
WWT-E-MTRI-12WK-01	QUARTERLY/ SEMI-ANNUAL O2 TRAIN INDUCTION MOTOR PM	P	N262114MTR51	OXYGENATION TRAIN 5 MIXER 1 MOTOR	26	W
WWT-E-MTRI-12WK-01	QUARTERLY/ SEMI-ANNUAL O2 TRAIN INDUCTION MOTOR PM	P	N262114MTR52	OXYGENATION TRAIN 5 MIXER 2 MOTOR	26	W
WWT-E-MTRI-12WK-01	QUARTERLY/ SEMI-ANNUAL O2 TRAIN INDUCTION MOTOR PM	P	N262114MTR53	OXYGENATION TRAIN 5 MIXER 3 MOTOR	26	W
WWT-E-MTRI-12WK-01	QUARTERLY/ SEMI-ANNUAL O2 TRAIN INDUCTION MOTOR PM	P	N262114MTR54	OXYGENATION TRAIN 5 MIXER 4 MOTOR	26	W
WWT-E-MTRI-12WK-01	QUARTERLY/ SEMI-ANNUAL O2 TRAIN INDUCTION MOTOR PM	P	N262214MTR61	OXYGEN TRAIN 6 MIXER 1 MOTOR	26	W
WWT-E-MTRI-12WK-01	QUARTERLY/ SEMI-ANNUAL O2 TRAIN INDUCTION MOTOR PM	P	N262214MTR62	OXYGEN TRAIN 6 MIXER 2 MOTOR	26	W
WWT-E-MTRI-12WK-01	QUARTERLY/ SEMI-ANNUAL O2 TRAIN INDUCTION MOTOR PM	P	N262214MTR63	OXYGEN TRAIN 6 MIXER 3 MOTOR	26	W
WWT-E-MTRI-12WK-01	QUARTERLY/ SEMI-ANNUAL O2 TRAIN INDUCTION MOTOR PM	P	N262214MTR64	OXYGEN TRAIN 6 MIXER 4 MOTOR	26	W
WWT-D-ENGD-52WK-01	DIES-ENGINE-DIESEL-ANNUAL PM	P	PS1219-ASYS-EGEN-EGUN-01-ENG	PS1219 Emerg Gen #1 Engine	52	W
WWT-E-TRNO-52WK-02	CONTRACTOR ANNUAL PREDICTIVE OIL SAMPLE STEPDOWN TRANSFORMER (NO INSPECTION PTS)	P	C076654TRNTD	STEPDOWN TRANSFORMER 13200/480V	52	W
WWT-E-TRNO-52WK-02	CONTRACTOR ANNUAL PREDICTIVE OIL SAMPLE STEPDOWN TRANSFORMER (NO INSPECTION PTS)	P	C076752TRNTU	STEP UP TRANSFORMER 4160/13200V	52	W
WWT-E-TRNO-52WK-02	CONTRACTOR ANNUAL PREDICTIVE OIL SAMPLE STEPDOWN TRANSFORMER (NO INSPECTION PTS)	P	C076754TRNTD	STEPDOWN TRANSFORMER 13200V/480V	52	W



WWT-E-TRNO-52WK-02	CONTRACTOR ANNUAL PREDICTIVE OIL SAMPLE STEPDOWN TRANSFORMER (NO INSPECTION PTS)	P	C078654TRNTD	STEPDOWN TRANSFORMER 13200V/4160V	52 W
WWT-E-TRNO-52WK-02	CONTRACTOR ANNUAL PREDICTIVE OIL SAMPLE STEPDOWN TRANSFORMER (NO INSPECTION PTS)	P	C078754TRNTD	STEPDOWN TRANSFORMER 13200V/4160V	52 W
WWT-E-TRNO-52WK-02	CONTRACTOR ANNUAL PREDICTIVE OIL SAMPLE STEPDOWN TRANSFORMER (NO INSPECTION PTS)	P	C078854TRNSUB07A	STEPDOWN TRANSFORMER 13200V/2400V	52 W
WWT-E-TRNO-52WK-02	CONTRACTOR ANNUAL PREDICTIVE OIL SAMPLE STEPDOWN TRANSFORMER (NO INSPECTION PTS)	P	C079154TRNSUB09A	STEPDOWN TRANSFORMER 13200V/480	52 W
WWT-E-TRNO-52WK-02	CONTRACTOR ANNUAL PREDICTIVE OIL SAMPLE STEPDOWN TRANSFORMER (NO INSPECTION PTS)	P	C079354TRNSUB19A	STEPDOWN TRANSFORMER 13200V/480	52 W
WWT-E-TRNO-52WK-02	CONTRACTOR ANNUAL PREDICTIVE OIL SAMPLE STEPDOWN TRANSFORMER (NO INSPECTION PTS)	P	C079454TRNSUB20B	STEPDOWN TRANSFORMER 13200V/480	52 W
WWT-D-CMPS-52WK-01	DIES-STARTER COMPRESSOR-YEARLY PM	P	C076564CMP1	AIR START COMPRESSOR 1	52 W
WWT-D-CMPS-52WK-01	DIES-STARTER COMPRESSOR-YEARLY PM	P	C076564CMP2	AIR START COMPRESSOR 2	52 W
WWT-D-CMPS-52WK-01	DIES-STARTER COMPRESSOR-YEARLY PM	P	C173563CMP1	AIR COMPRESSOR 1	52 W
WWT-D-CMPS-52WK-01	DIES-STARTER COMPRESSOR-YEARLY PM	P	C173563CMP3	AIR COMPRESSOR 3	52 W
WWT-D-CMPS-52WK-01	DIES-STARTER COMPRESSOR-YEARLY PM	P	C173563CMP4	AIR COMPRESSOR 4	52 W
WWT-D-CMPS-52WK-01	DIES-STARTER COMPRESSOR-YEARLY PM	P	C173563CMP5	AIR COMPRESSOR 5	52 W
WWT-D-CMPS-52WK-01	DIES-STARTER COMPRESSOR-YEARLY PM	P	C173563CMP6	AIR COMPRESSOR 6	52 W
WWT-D-CMPS-52WK-01	DIES-STARTER COMPRESSOR-YEARLY PM	P	CP00163CMPA	AUXILIARY AIR COMPRESSOR	52 W
WWT-D-CMPS-52WK-01	DIES-STARTER COMPRESSOR-YEARLY PM	P	CP00163CMPN	DIESEL ENGINE AIR START AIR COMPRESSOR NORTH	52 W
WWT-D-CMPS-52WK-01	DIES-STARTER COMPRESSOR-YEARLY PM	P	CP00163CMPS	DIESEL ENGINE AIR START AIR COMPRESSOR SOUTH	52 W
WWT-D-CMPS-52WK-01	DIES-STARTER COMPRESSOR-YEARLY PM	P	N076563CMPAC1	DIESEL ENGINE AIR START AIR COMPRESSOR 1	52 W
WWT-D-CMPS-52WK-01	DIES-STARTER COMPRESSOR-YEARLY PM	P	N076563CMPAC2	DIESEL ENGINE AIR START AIR COMPRESSOR 2	52 W
WWT-D-CMPS-52WK-01	DIES-STARTER COMPRESSOR-YEARLY PM	P	N076563CMPAC3	DIESEL ENGINE AIR START AIR COMPRESSOR 3	52 W
WWT-D-CMPS-52WK-01	DIES-STARTER COMPRESSOR-YEARLY PM	P	S073563CMPAC1	SUPERIOR ENGINE AIR START AIR COMPRESSOR 1	52 W
WWT-D-CMPS-52WK-01	DIES-STARTER COMPRESSOR-YEARLY PM	P	S073563CMPAC2	SUPERIOR ENGINE AIR START AIR COMPRESSOR 2	52 W
WWT-D-CMPS-52WK-01	DIES-STARTER COMPRESSOR-YEARLY PM	P	S073563CMPAC3	SUPERIOR ENGINE AIR START AUX AIR COMPRESSOR 3	52 W
WWT-D-CMPS-52WK-01	DIES-STARTER COMPRESSOR-YEARLY PM	P	S076563CMPAC1	DIESEL ENGINE AIR START AIR COMPRESSOR 1	52 W
WWT-D-CMPS-52WK-01	DIES-STARTER COMPRESSOR-YEARLY PM	P	S076563CMPAC2	DIESEL ENGINE AIR START AIR COMPRESSOR 2	52 W
WWT-D-CMPS-52WK-01	DIES-STARTER COMPRESSOR-YEARLY PM	P	S076563CMPAC3	DIESEL ENGINE AIR START AIR COMPRESSOR 3	52 W

WWT-D-CMPS-52WK-01	DIES-STARTER COMPRESSOR-YEARLY PM	P	S176563CMPAS01	MAIN SWITCHGEAR BLDG 2 DIESEL ENGINE AIR START AIR COMPRESSOR 1	52	W
WWT-D-CMPS-52WK-01	DIES-STARTER COMPRESSOR-YEARLY PM	P	S176563CMPAS02	MAIN SWITCHGEAR BLDG 2 DIESEL ENGINE AIR START AIR COMPRESSOR 2	52	W
WWT-D-CMPS-52WK-01	DIES-STARTER COMPRESSOR-YEARLY PM	P	S176563CMPAS03	MAIN SWITCHGEAR BLDG 2 DIESEL ENGINE AIR START AIR COMPRESSOR 3	52	W
WWT-D-CMPS-52WK-01	DIES-STARTER COMPRESSOR-YEARLY PM	P	S176563CMPAS04	MAIN SWITCHGEAR BLDG 2 DIESEL ENGINE AUX AIR START AIR COMPRESSOR 4	52	W
WWT-D-ENG-52WK-01	DIES-ENGINE-DIESEL-ANNUAL PM	P	C076564ENG1	AIR START COMPRESSOR ENGINE	52	W
WWT-D-ENG-52WK-01	DIES-ENGINE-DIESEL-ANNUAL PM	P	C076564ENGE4	EMERGENCY GENERATOR ENGINE 4	52	W
WWT-D-ENG-52WK-01	DIES-ENGINE-DIESEL-ANNUAL PM	P	C076564ENGE5	EMERGENCY GENERATOR ENGINE 5	52	W
WWT-D-ENG-52WK-01	DIES-ENGINE-DIESEL-ANNUAL PM	P	C076564ENGEA1	EMERGENCY GENERATOR ENGINE 2	52	W
WWT-D-ENG-52WK-01	DIES-ENGINE-DIESEL-ANNUAL PM	P	C076564ENGEGB1	EMERGENCY GENERATOR ENGINE 1	52	W
WWT-D-ENG-52WK-01	DIES-ENGINE-DIESEL-ANNUAL PM	P	C076564ENGEGB2	EMERGENCY GENERATOR ENGINE 3	52	W
WWT-D-ENG-52WK-01	DIES-ENGINE-DIESEL-ANNUAL PM	P	CP00162ENG2	PMP STA 0001 MAIN PUMP 2 DIESEL ENGINE	52	W
WWT-D-ENG-52WK-01	DIES-ENGINE-DIESEL-ANNUAL PM	P	CP00162ENG3	PMP STA 0001 MAIN PUMP 3 DIESEL ENGINE	52	W
WWT-D-ENG-52WK-01	DIES-ENGINE-DIESEL-ANNUAL PM	P	CP00162ENG4	PMP STA 0001 MAIN PUMP 4 DIESEL ENGINE	52	W
WWT-D-ENG-52WK-01	DIES-ENGINE-DIESEL-ANNUAL PM	P	CP00162ENG6	PMP STA 0001 MAIN PUMP 6 DIESEL ENGINE	52	W
WWT-D-ENG-52WK-01	DIES-ENGINE-DIESEL-ANNUAL PM	P	CP00162ENG7	PMP STA 0001 MAIN PUMP 7 DIESEL ENGINE	52	W
WWT-D-ENG-52WK-01	DIES-ENGINE-DIESEL-ANNUAL PM	P	CP00162ENG8	PMP STA 0001 MAIN PUMP 8 DIESEL ENGINE	52	W
WWT-D-ENG-52WK-01	DIES-ENGINE-DIESEL-ANNUAL PM	P	CP00163ENGA	PMP STA 0001 AUXILIARY AIR COMPRESSOR ENGINE	52	W
WWT-D-ENG-52WK-01	DIES-ENGINE-DIESEL-ANNUAL PM	P	CP00164ENG1	PMP STA 0001 EMER GENERATOR 1 ENGINE	52	W
WWT-D-ENG-52WK-01	DIES-ENGINE-DIESEL-ANNUAL PM	P	CP00164ENG2	PMP STA 0001 EMER GENERATOR 2 ENGINE	52	W
WWT-D-ENG-52WK-01	DIES-ENGINE-DIESEL-ANNUAL PM	P	CP00264ENGE1	EMERGENCY GENERATOR 1 ENGINE	52	W
WWT-D-ENG-52WK-01	DIES-ENGINE-DIESEL-ANNUAL PM	P	CP00264ENGE2	EMERGENCY GENERATOR 2 ENGINE	52	W
WWT-D-ENG-52WK-01	DIES-ENGINE-DIESEL-ANNUAL PM	P	N076563ENGAC3	AUX ENGINE AIR COMPRESSOR 3	52	W
WWT-D-ENG-52WK-01	DIES-ENGINE-DIESEL-ANNUAL PM	P	N076564ENGE1	EMERGENCY GENERATOR 1 ENGINE	52	W
WWT-D-ENG-52WK-01	DIES-ENGINE-DIESEL-ANNUAL PM	P	N076564ENGE2	EMERGENCY GENERATOR 2 ENGINE	52	W
WWT-D-ENG-52WK-01	DIES-ENGINE-DIESEL-ANNUAL PM	P	N076564ENGE3	EMERGENCY GENERATOR 3 ENGINE	52	W
WWT-D-ENG-52WK-01	DIES-ENGINE-DIESEL-ANNUAL PM	P	N076564ENGE4	EMERGENCY GENERATOR 4 ENGINE	52	W

WWT-D-ENG-52WK-01	DIES-ENGINE-DIESEL-ANNUAL PM	P	N076564ENGE5	EMERGENCY GENERATOR 5 ENGINE	52	W
WWT-D-ENG-52WK-01	DIES-ENGINE-DIESEL-ANNUAL PM	P	N076564ENGE6	EMERGENCY GENERATOR 6 ENGINE	52	W
WWT-D-ENG-52WK-01	DIES-ENGINE-DIESEL-ANNUAL PM	P	PS0019-ASYS-EGEN-EGUN 01-ENG	PS0019 Emerg Gen #1 Engine	52	W
WWT-D-ENG-52WK-01	DIES-ENGINE-DIESEL-ANNUAL PM	P	PS0022-ASYS-EGEN-EGUN 01-ENG	PS0022 Emerg Gen #1 Engine	52	W
WWT-D-ENG-52WK-01	DIES-ENGINE-DIESEL-ANNUAL PM	P	PS0026-ASYS-EGEN-EGUN 01-ENG	PS0026 Emerg Gen #1 Engine	52	W
WWT-D-ENG-52WK-01	DIES-ENGINE-DIESEL-ANNUAL PM	P	PS0027-ASYS-EGEN-EGUN 01-ENG	PS0027 Emerg Gen #1 Engine	52	W
WWT-D-ENG-52WK-01	DIES-ENGINE-DIESEL-ANNUAL PM	P	PS0045-ASYS-EGEN-EGUN 01-ENG	PS0045 Emerg Gen #1 Engine	52	W
WWT-D-ENG-52WK-01	DIES-ENGINE-DIESEL-ANNUAL PM	P	PS0060-ASYS-EGEN-EGUN 01-ENG	PS0060 Emerg Gen #1 Engine	52	W
WWT-D-ENG-52WK-01	DIES-ENGINE-DIESEL-ANNUAL PM	P	PS0086-ASYS-EGEN-EGUN 01-ENG	PS0086 Emerg Gen #1 Engine	52	W
WWT-D-ENG-52WK-01	DIES-ENGINE-DIESEL-ANNUAL PM	P	PS0091-ASYS-EGEN-EGUN 01-ENG	PS0091 Emerg Gen #1 Engine	52	W
WWT-D-ENG-52WK-01	DIES-ENGINE-DIESEL-ANNUAL PM	P	PS0094-ASYS-EGEN-EGUN 01-ENG	PS0094 Emerg Gen #1 Engine	52	W
WWT-D-ENG-52WK-01	DIES-ENGINE-DIESEL-ANNUAL PM	P	PS0097-ASYS-EGEN-EGUN 01-ENG	PS0097 Emerg Gen #1 Engine	52	W
WWT-D-ENG-52WK-01	DIES-ENGINE-DIESEL-ANNUAL PM	P	PS0099-ASYS-EGEN-EGUN 01-ENG	PS0099 Emerg Gen #1 Engine	52	W
WWT-D-ENG-52WK-01	DIES-ENGINE-DIESEL-ANNUAL PM	P	PS0100-ASYS-EGEN-EGUN 01-ENG	PS0100 Emerg Gen #1 Engine	52	W
WWT-D-ENG-52WK-01	DIES-ENGINE-DIESEL-ANNUAL PM	P	PS0101-ASYS-EGEN-EGUN 01-ENG	PS0101 Emerg Gen #1 Engine	52	W
WWT-D-ENG-52WK-01	DIES-ENGINE-DIESEL-ANNUAL PM	P	PS0103-ASYS-EGEN-EGUN 01-ENG	PS0103 Emerg Gen #1 Engine	52	W
WWT-D-ENG-52WK-01	DIES-ENGINE-DIESEL-ANNUAL PM	P	PS0104-ASYS-EGEN-EGUN 01-ENG	PS0104 Emerg Gen #1 Engine	52	W
WWT-D-ENG-52WK-01	DIES-ENGINE-DIESEL-ANNUAL PM	P	PS0107-ASYS-EGEN-EGUN 01-ENG	PS0107 Emerg Gen #1 Engine	52	W
WWT-D-ENG-52WK-01	DIES-ENGINE-DIESEL-ANNUAL PM	P	PS0108-ASYS-EGEN-EGUN 01-ENG	PS0108 Emerg Gen #1 Engine	52	W
WWT-D-ENG-52WK-01	DIES-ENGINE-DIESEL-ANNUAL PM	P	PS0110-ASYS-EGEN-EGUN 01-ENG	PS0110 Emerg Gen #1 Engine	52	W
WWT-D-ENG-52WK-01	DIES-ENGINE-DIESEL-ANNUAL PM	P	PS0111-ASYS-EGEN-EGUN 01-ENG	PS0111 Emerg Gen #1 Engine	52	W
WWT-D-ENG-52WK-01	DIES-ENGINE-DIESEL-ANNUAL PM	P	PS0114-ASYS-EGEN-EGUN 01-ENG	PS0114 Emerg Gen #1 Engine	52	W
WWT-D-ENG-52WK-01	DIES-ENGINE-DIESEL-ANNUAL PM	P	PS0115-ASYS-EGEN-EGUN 01-ENG	PS0115 Emerg Gen #1 Engine	52	W
WWT-D-ENG-52WK-01	DIES-ENGINE-DIESEL-ANNUAL PM	P	PS0121-ASYS-EGEN-EGUN 01-ENG	PS0121 Emerg Gen #1 Engine	52	W
WWT-D-ENG-52WK-01	DIES-ENGINE-DIESEL-ANNUAL PM	P	PS0130-ASYS-EGEN-EGUN 01-ENG	PS0130 Emerg Gen #1 Engine	52	W
WWT-D-ENG-52WK-01	DIES-ENGINE-DIESEL-ANNUAL PM	P	PS0145-ASYS-EGEN-EGUN 01-ENG	PS0145 Emerg Gen #1 Engine	52	W
WWT-D-ENG-52WK-01	DIES-ENGINE-DIESEL-ANNUAL PM	P	PS0146-ASYS-EGEN-EGUN 01-ENG	PS0146 Emerg Gen #1 Engine	52	W

WWT-D-ENG-52WK-01	DIES-ENGINE-DIESEL-ANNUAL PM	P	PS0155-ASYS-EGEN-EGUN 01-ENG	PS0155 Emerg Gen #1 Engine	52	W
WWT-D-ENG-52WK-01	DIES-ENGINE-DIESEL-ANNUAL PM	P	PS0156-ASYS-EGEN-EGUN 01-ENG	PS0156 Emerg Gen #1 Engine	52	W
WWT-D-ENG-52WK-01	DIES-ENGINE-DIESEL-ANNUAL PM	P	PS0160-ASYS-EGEN-EGUN 01-ENG	PS0160 Emerg Gen #1 Engine	52	W
WWT-D-ENG-52WK-01	DIES-ENGINE-DIESEL-ANNUAL PM	P	PS0170-ASYS-EGEN-EGUN 01-ENG	PS0170 Emerg Gen #1 Engine	52	W
WWT-D-ENG-52WK-01	DIES-ENGINE-DIESEL-ANNUAL PM	P	PS0173-ASYS-EGEN-EGUN 01-ENG	PS0173 Emerg Gen #1 Engine	52	W
WWT-D-ENG-52WK-01	DIES-ENGINE-DIESEL-ANNUAL PM	P	PS0175-ASYS-EGEN-EGUN 01-ENG	PS0175 Emerg Gen #1 Engine	52	W
WWT-D-ENG-52WK-01	DIES-ENGINE-DIESEL-ANNUAL PM	P	PS0177-ASYS-EGEN-EGUN 01-ENG	PS0177 Emerg Gen #1 Engine	52	W
WWT-D-ENG-52WK-01	DIES-ENGINE-DIESEL-ANNUAL PM	P	PS0187-ASYS-EGEN-EGUN 01-ENG	PS0187 Emerg Gen #1 Engine	52	W
WWT-D-ENG-52WK-01	DIES-ENGINE-DIESEL-ANNUAL PM	P	PS0191-ASYS-EGEN-EGUN 01-ENG	PS0191 Emerg Gen #1 Engine	52	W
WWT-D-ENG-52WK-01	DIES-ENGINE-DIESEL-ANNUAL PM	P	PS0194-ASYS-EGEN-EGUN 01-ENG	PS0194 Emerg Gen #1 Engine	52	W
WWT-D-ENG-52WK-01	DIES-ENGINE-DIESEL-ANNUAL PM	P	PS0195-ASYS-EGEN-EGUN 01-ENG	PS0195 Emerg Gen #1 Engine	52	W
WWT-D-ENG-52WK-01	DIES-ENGINE-DIESEL-ANNUAL PM	P	PS0217-ASYS-EGEN-EGUN 01-ENG	PS0217 Emerg Gen #1 Engine	52	W
WWT-D-ENG-52WK-01	DIES-ENGINE-DIESEL-ANNUAL PM	P	PS0222-ASYS-EGEN-EGUN 01-ENG	PS0222 Emerg Gen #1 Engine	52	W
WWT-D-ENG-52WK-01	DIES-ENGINE-DIESEL-ANNUAL PM	P	PS0225-ASYS-EGEN-EGUN 01-ENG	PS0225 Emerg Gen #1 Engine	52	W
WWT-D-ENG-52WK-01	DIES-ENGINE-DIESEL-ANNUAL PM	P	PS0231-ASYS-EGEN-EGUN 01-ENG	PS0231 Emerg Gen #1 Engine	52	W
WWT-D-ENG-52WK-01	DIES-ENGINE-DIESEL-ANNUAL PM	P	PS0237-ASYS-EGEN-EGUN 01-ENG	PS0237 Emerg Gen #1 Engine	52	W
WWT-D-ENG-52WK-01	DIES-ENGINE-DIESEL-ANNUAL PM	P	PS0245-ASYS-EGEN-EGUN 01-ENG	PS0245 Emerg Gen #1 Engine	52	W
WWT-D-ENG-52WK-01	DIES-ENGINE-DIESEL-ANNUAL PM	P	PS0247-ASYS-EGEN-EGUN 01-ENG	PS0247 Emerg Gen #1 Engine	52	W
WWT-D-ENG-52WK-01	DIES-ENGINE-DIESEL-ANNUAL PM	P	PS0300-ASYS-EGEN-EGUN 01-ENG	PS0300 Emerg Gen #1 Engine	52	W
WWT-D-ENG-52WK-01	DIES-ENGINE-DIESEL-ANNUAL PM	P	PS0300-ASYS-EGEN-EGUN 02-ENG	PS0300 Emerg Gen #2 Engine	52	W
WWT-D-ENG-52WK-01	DIES-ENGINE-DIESEL-ANNUAL PM	P	PS0301-ASYS-EGEN-EGUN 01-ENG	PS0301 Emerg Gen #1 Engine	52	W
WWT-D-ENG-52WK-01	DIES-ENGINE-DIESEL-ANNUAL PM	P	PS0304-ASYS-EGEN-EGUN 01-ENG	PS0304 Emerg Gen #1 Engine	52	W
WWT-D-ENG-52WK-01	DIES-ENGINE-DIESEL-ANNUAL PM	P	PS0305-ASYS-EGEN-EGUN 01-ENG	PS0305 Emerg Gen #1 Engine	52	W
WWT-D-ENG-52WK-01	DIES-ENGINE-DIESEL-ANNUAL PM	P	PS0306-ASYS-EGEN-EGUN 01-ENG	PS0306 Emerg Gen #1 Engine	52	W
WWT-D-ENG-52WK-01	DIES-ENGINE-DIESEL-ANNUAL PM	P	PS0307-ASYS-EGEN-EGUN 01-ENG	PS0307 Emerg Gen #1 Engine	52	W
WWT-D-ENG-52WK-01	DIES-ENGINE-DIESEL-ANNUAL PM	P	PS0307-ASYS-EGEN-EGUN 02-ENG	PS0307 Emerg Gen #2 Engine	52	W
WWT-D-ENG-52WK-01	DIES-ENGINE-DIESEL-ANNUAL PM	P	PS0318-ASYS-EGEN-EGUN 01-ENG	PS0318 Emerg Gen #1 Engine	52	W

WWT-D-ENG-52WK-01	DIES-ENGINE-DIESEL-ANNUAL PM	P	PS0335-ASYS-EGEN-EGUN 01-ENG	PS0335 Emerg Gen #1 Engine	52	W
WWT-D-ENG-52WK-01	DIES-ENGINE-DIESEL-ANNUAL PM	P	PS0336-ASYS-EGEN-EGUN 01-ENG	PS0336 Emerg Gen #1 Engine	52	W
WWT-D-ENG-52WK-01	DIES-ENGINE-DIESEL-ANNUAL PM	P	PS0340-ASYS-EGEN-EGUN 01-ENG	PS0340 Emerg Gen #1 Engine	52	W
WWT-D-ENG-52WK-01	DIES-ENGINE-DIESEL-ANNUAL PM	P	PS0344-ASYS-EGEN-EGUN 01-ENG	PS0344 Emerg Gen #1 Engine	52	W
WWT-D-ENG-52WK-01	DIES-ENGINE-DIESEL-ANNUAL PM	P	PS0345-ASYS-EGEN-EGUN 01-ENG	PS0345 Emerg Gen #1 Engine	52	W
WWT-D-ENG-52WK-01	DIES-ENGINE-DIESEL-ANNUAL PM	P	PS0346-ASYS-EGEN-EGUN 01-ENG	PS0346 Emerg Gen #1 Engine	52	W
WWT-D-ENG-52WK-01	DIES-ENGINE-DIESEL-ANNUAL PM	P	PS0347-ASYS-EGEN-EGUN 01-ENG	PS0347 Emerg Gen #1 Engine	52	W
WWT-D-ENG-52WK-01	DIES-ENGINE-DIESEL-ANNUAL PM	P	PS0348-ASYS-EGEN-EGUN 01-ENG	PS0348 Emerg Gen #1 Engine	52	W
WWT-D-ENG-52WK-01	DIES-ENGINE-DIESEL-ANNUAL PM	P	PS0349-ASYS-EGEN-EGUN 01-ENG	PS0349 Emerg Gen #1 Engine	52	W
WWT-D-ENG-52WK-01	DIES-ENGINE-DIESEL-ANNUAL PM	P	PS0386-ASYS-EGEN-EGUN 01-ENG	PS0386 Emerg Gen #1 Engine	52	W
WWT-D-ENG-52WK-01	DIES-ENGINE-DIESEL-ANNUAL PM	P	PS0387-ASYS-EGEN-EGUN 01-ENG	PS0387 Emerg Gen #1 Engine	52	W
WWT-D-ENG-52WK-01	DIES-ENGINE-DIESEL-ANNUAL PM	P	PS0399-ASYS-EGEN-EGUN 01-ENG	PS0399 Emerg Gen #1 Engine	52	W
WWT-D-ENG-52WK-01	DIES-ENGINE-DIESEL-ANNUAL PM	P	PS0414-ASYS-EGEN-EGUN 01-ENG	PS0414 Emerg Gen #1 Engine	52	W
WWT-D-ENG-52WK-01	DIES-ENGINE-DIESEL-ANNUAL PM	P	PS0415-ASYS-EGEN-EGUN 01-ENG	PS0415 Emerg Gen #1 Engine	52	W
WWT-D-ENG-52WK-01	DIES-ENGINE-DIESEL-ANNUAL PM	P	PS0416-ASYS-EGEN-EGUN 01-ENG	PS0416 Emerg Gen #1 Engine	52	W
WWT-D-ENG-52WK-01	DIES-ENGINE-DIESEL-ANNUAL PM	P	PS0417-ASYS-EGEN-EGUN 01-ENG	PS0417 Emerg Gen #1 Engine	52	W
WWT-D-ENG-52WK-01	DIES-ENGINE-DIESEL-ANNUAL PM	P	PS0418-ASYS-EGEN-EGUN 01-ENG	PS0418 Emerg Gen #1 Engine	52	W
WWT-D-ENG-52WK-01	DIES-ENGINE-DIESEL-ANNUAL PM	P	PS0420-ASYS-EGEN-EGUN 01-ENG	PS0420 Emerg Gen #1 Engine	52	W
WWT-D-ENG-52WK-01	DIES-ENGINE-DIESEL-ANNUAL PM	P	PS0421-ASYS-EGEN-EGUN 01-ENG	PS0421 Emerg Gen #1 Engine	52	W
WWT-D-ENG-52WK-01	DIES-ENGINE-DIESEL-ANNUAL PM	P	PS0422-ASYS-EGEN-EGUN 01-ENG	PS0422 Emerg Gen #1 Engine	52	W
WWT-D-ENG-52WK-01	DIES-ENGINE-DIESEL-ANNUAL PM	P	PS0423-ASYS-EGEN-EGUN 01-ENG	PS0423 Emerg Gen #1 Engine	52	W
WWT-D-ENG-52WK-01	DIES-ENGINE-DIESEL-ANNUAL PM	P	PS0424-ASYS-EGEN-EGUN 01-ENG	PS0424 Emerg Gen #1 Engine	52	W
WWT-D-ENG-52WK-01	DIES-ENGINE-DIESEL-ANNUAL PM	P	PS0425-ASYS-EGEN-EGUN 01-ENG	PS0425 Emerg Gen #1 Engine	52	W
WWT-D-ENG-52WK-01	DIES-ENGINE-DIESEL-ANNUAL PM	P	PS0426-ASYS-EGEN-EGUN 01-ENG	PS0426 Emerg Gen #1 Engine	52	W
WWT-D-ENG-52WK-01	DIES-ENGINE-DIESEL-ANNUAL PM	P	PS0428-ASYS-EGEN-EGUN 01-ENG	PS0428 Emerg Gen #1 Engine	52	W
WWT-D-ENG-52WK-01	DIES-ENGINE-DIESEL-ANNUAL PM	P	PS0429-ASYS-EGEN-EGUN 01-ENG	PS0429 Emerg Gen #1 Engine	52	W
WWT-D-ENG-52WK-01	DIES-ENGINE-DIESEL-ANNUAL PM	P	PS0437-ASYS-EGEN-EGUN 01-ENG	PS0437 Emerg Gen #1 Engine	52	W



WWT-D-ENG-52WK-01	DIES-ENGINE-DIESEL-ANNUAL PM	P	PS0439-ASYS-EGEN-EGUN 01-ENG	PS0439 Emerg Gen #1 Engine	52	W
WWT-D-ENG-52WK-01	DIES-ENGINE-DIESEL-ANNUAL PM	P	PS0450-ASYS-EGEN-EGUN 01-ENG	PS0450 Emerg Gen #1 Engine	52	W
WWT-D-ENG-52WK-01	DIES-ENGINE-DIESEL-ANNUAL PM	P	PS0463-ASYS-EGEN-EGUN 01-ENG	PS0463 Emerg Gen #1 Engine	52	W
WWT-D-ENG-52WK-01	DIES-ENGINE-DIESEL-ANNUAL PM	P	PS0464-ASYS-EGEN-EGUN 01-ENG	PS0464 Emerg Gen #1 Engine	52	W
WWT-D-ENG-52WK-01	DIES-ENGINE-DIESEL-ANNUAL PM	P	PS0475-ASYS-EGEN-EGUN 01-ENG	PS0475 Emerg Gen #1 Engine	52	W
WWT-D-ENG-52WK-01	DIES-ENGINE-DIESEL-ANNUAL PM	P	PS0477-ASYS-EGEN-EGUN 01-ENG	PS0477 Emerg Gen #1 Engine	52	W
WWT-D-ENG-52WK-01	DIES-ENGINE-DIESEL-ANNUAL PM	P	PS0484-ASYS-EGEN-EGUN 01-ENG	PS0484 Emerg Gen #1 Engine	52	W
WWT-D-ENG-52WK-01	DIES-ENGINE-DIESEL-ANNUAL PM	P	PS0486-ASYS-EGEN-EGUN 01-ENG	PS0486 Emerg Gen #1 Engine	52	W
WWT-D-ENG-52WK-01	DIES-ENGINE-DIESEL-ANNUAL PM	P	PS0489-ASYS-EGEN-EGUN 01-ENG	PS0489 Emerg Gen #1 Engine	52	W
WWT-D-ENG-52WK-01	DIES-ENGINE-DIESEL-ANNUAL PM	P	PS0501-ASYS-EGEN-EGUN 01-ENG	PS0501 Emerg Gen #1 Engine	52	W
WWT-D-ENG-52WK-01	DIES-ENGINE-DIESEL-ANNUAL PM	P	PS0504-ASYS-EGEN-EGUN 01-ENG	PS0504 Emerg Gen #1 Engine	52	W
WWT-D-ENG-52WK-01	DIES-ENGINE-DIESEL-ANNUAL PM	P	PS0516-ASYS-EGEN-EGUN 01-ENG	PS0516 Emerg Gen #1 Engine	52	W
WWT-D-ENG-52WK-01	DIES-ENGINE-DIESEL-ANNUAL PM	P	PS0517-ASYS-EGEN-EGUN 01-ENG	PS0517 Emerg Gen #1 Engine	52	W
WWT-D-ENG-52WK-01	DIES-ENGINE-DIESEL-ANNUAL PM	P	PS0522-ASYS-EGEN-EGUN 01-ENG	PS0522 Emerg Gen #1 Engine	52	W
WWT-D-ENG-52WK-01	DIES-ENGINE-DIESEL-ANNUAL PM	P	PS0527-ASYS-EGEN-EGUN 01-ENG	PS0527 Emerg Gen #1 Engine	52	W
WWT-D-ENG-52WK-01	DIES-ENGINE-DIESEL-ANNUAL PM	P	PS0535-ASYS-EGEN-EGUN 01-ENG	PS0535 Emerg Gen #1 Engine	52	W
WWT-D-ENG-52WK-01	DIES-ENGINE-DIESEL-ANNUAL PM	P	PS0536-ASYS-EGEN-EGUN 01-ENG	PS0536 Emerg Gen #1 Engine	52	W
WWT-D-ENG-52WK-01	DIES-ENGINE-DIESEL-ANNUAL PM	P	PS0536-ASYS-EGEN-EGUN 02-ENG	PS0536 Emerg Gen #2 Engine	52	W
WWT-D-ENG-52WK-01	DIES-ENGINE-DIESEL-ANNUAL PM	P	PS0538-ASYS-EGEN-EGUN 01-ENG	PS0538 Emerg Gen #1 Engine	52	W
WWT-D-ENG-52WK-01	DIES-ENGINE-DIESEL-ANNUAL PM	P	PS0541-ASYS-EGEN-EGUN 01-ENG	PS0541 Emerg Gen #1 Engine	52	W
WWT-D-ENG-52WK-01	DIES-ENGINE-DIESEL-ANNUAL PM	P	PS0548-ASYS-EGEN-EGUN 01-ENG	PS0548 Emerg Gen #1 Engine	52	W
WWT-D-ENG-52WK-01	DIES-ENGINE-DIESEL-ANNUAL PM	P	PS0554-ASYS-EGEN-EGUN 01-ENG	PS0554 Emerg Gen #1 Engine	52	W
WWT-D-ENG-52WK-01	DIES-ENGINE-DIESEL-ANNUAL PM	P	PS0559-ASYS-EGEN-EGUN 01-ENG	PS0559 Emerg Gen #1 Engine	52	W
WWT-D-ENG-52WK-01	DIES-ENGINE-DIESEL-ANNUAL PM	P	PS0559-ASYS-EGEN-EGUN 02-ENG	PS0559 Emerg Gen #2 Engine	52	W
WWT-D-ENG-52WK-01	DIES-ENGINE-DIESEL-ANNUAL PM	P	PS0559-ASYS-EGEN-EGUN 03-ENG	PS0559 Emerg Gen #3 Engine	52	W
WWT-D-ENG-52WK-01	DIES-ENGINE-DIESEL-ANNUAL PM	P	PS0561-ASYS-EGEN-EGUN 01-ENG	PS0561 Emerg Gen #1 Engine	52	W
WWT-D-ENG-52WK-01	DIES-ENGINE-DIESEL-ANNUAL PM	P	PS0571-ASYS-EGEN-EGUN 01-ENG	PS0571 Emerg Gen #1 Engine	52	W

WWT-D-ENG-52WK-01	DIES-ENGINE-DIESEL-ANNUAL PM	P	PS0601-ASYS-EGEN-EGUN 01-ENG	PS0601 Emerg Gen #1 Engine	52	W
WWT-D-ENG-52WK-01	DIES-ENGINE-DIESEL-ANNUAL PM	P	PS0617-ASYS-EGEN-EGUN 01-ENG	PS0617 Emerg Gen #1 Engine	52	W
WWT-D-ENG-52WK-01	DIES-ENGINE-DIESEL-ANNUAL PM	P	PS0622-ASYS-EGEN-EGUN 01-ENG	PS0622 Emerg Gen #1 Engine	52	W
WWT-D-ENG-52WK-01	DIES-ENGINE-DIESEL-ANNUAL PM	P	PS0625-ASYS-EGEN-EGUN 01-ENG	PS0625 Emerg Gen #1 Engine	52	W
WWT-D-ENG-52WK-01	DIES-ENGINE-DIESEL-ANNUAL PM	P	PS0626-ASYS-EGEN-EGUN 01-ENG	PS0626 Emerg Gen #1 Engine	52	W
WWT-D-ENG-52WK-01	DIES-ENGINE-DIESEL-ANNUAL PM	P	PS0627-ASYS-EGEN-EGUN 01-ENG	PS0627 Emerg Gen #1 Engine	52	W
WWT-D-ENG-52WK-01	DIES-ENGINE-DIESEL-ANNUAL PM	P	PS0658-ASYS-EGEN-EGUN 01-ENG	PS0658 Emerg Gen #1 Engine	52	W
WWT-D-ENG-52WK-01	DIES-ENGINE-DIESEL-ANNUAL PM	P	PS0659-ASYS-EGEN-EGUN 01-ENG	PS0659 Emerg Gen #1 Engine	52	W
WWT-D-ENG-52WK-01	DIES-ENGINE-DIESEL-ANNUAL PM	P	PS0660-ASYS-EGEN-EGUN 01-ENG	PS0660 Emerg Gen #1 Engine	52	W
WWT-D-ENG-52WK-01	DIES-ENGINE-DIESEL-ANNUAL PM	P	PS0666-ASYS-EGEN-EGUN 01-ENG	PS0666 Emerg Gen #1 Engine	52	W
WWT-D-ENG-52WK-01	DIES-ENGINE-DIESEL-ANNUAL PM	P	PS0667-ASYS-EGEN-EGUN 01-ENG	PS0667 Emerg Gen #1 Engine	52	W
WWT-D-ENG-52WK-01	DIES-ENGINE-DIESEL-ANNUAL PM	P	PS0668-ASYS-EGEN-EGUN 01-ENG	PS0668 Emerg Gen #1 Engine	52	W
WWT-D-ENG-52WK-01	DIES-ENGINE-DIESEL-ANNUAL PM	P	PS0669-ASYS-EGEN-EGUN 01-ENG	PS0669 Emerg Gen #1 Engine	52	W
WWT-D-ENG-52WK-01	DIES-ENGINE-DIESEL-ANNUAL PM	P	PS0673-ASYS-EGEN-EGUN 01-ENG	PS0673 Emerg Gen #1 Engine	52	W
WWT-D-ENG-52WK-01	DIES-ENGINE-DIESEL-ANNUAL PM	P	PS0674-ASYS-EGEN-EGUN 01-ENG	PS0674 Emerg Gen #1 Engine	52	W
WWT-D-ENG-52WK-01	DIES-ENGINE-DIESEL-ANNUAL PM	P	PS0677-ASYS-EGEN-EGUN 01-ENG	PS0677 Emerg Gen #1 Engine	52	W
WWT-D-ENG-52WK-01	DIES-ENGINE-DIESEL-ANNUAL PM	P	PS0678-ASYS-EGEN-EGUN 01-ENG	PS0678 Emerg Gen #1 Engine	52	W
WWT-D-ENG-52WK-01	DIES-ENGINE-DIESEL-ANNUAL PM	P	PS0680-ASYS-EGEN-EGUN 01-ENG	PS0680 Emerg Gen #1 Engine	52	W
WWT-D-ENG-52WK-01	DIES-ENGINE-DIESEL-ANNUAL PM	P	PS0681-ASYS-EGEN-EGUN 01-ENG	PS0681 Emerg Gen #1 Engine	52	W
WWT-D-ENG-52WK-01	DIES-ENGINE-DIESEL-ANNUAL PM	P	PS0683-ASYS-EGEN-EGUN 01-ENG	PS0683 Emerg Gen #1 Engine	52	W
WWT-D-ENG-52WK-01	DIES-ENGINE-DIESEL-ANNUAL PM	P	PS0684-ASYS-EGEN-EGUN 01-ENG	PS0684 Emerg Gen #1 Engine	52	W
WWT-D-ENG-52WK-01	DIES-ENGINE-DIESEL-ANNUAL PM	P	PS0685-ASYS-EGEN-EGUN 01-ENG	PS0685 Emerg Gen #1 Engine	52	W
WWT-D-ENG-52WK-01	DIES-ENGINE-DIESEL-ANNUAL PM	P	PS0687-ASYS-EGEN-EGUN 01-ENG	PS0687 Emerg Gen #1 Engine	52	W
WWT-D-ENG-52WK-01	DIES-ENGINE-DIESEL-ANNUAL PM	P	PS0691-ASYS-EGEN-EGUN 01-ENG	PS0691 Emerg Gen #1 Engine	52	W
WWT-D-ENG-52WK-01	DIES-ENGINE-DIESEL-ANNUAL PM	P	PS0692A-ASYS-EGEN- EGUN-01-ENG	PS0692A Emerg Gen #1 Engine	52	W
WWT-D-ENG-52WK-01	DIES-ENGINE-DIESEL-ANNUAL PM	P	PS0701-ASYS-EGEN-EGUN 01-ENG	PS0701 Emerg Gen #1 Engine	52	W
WWT-D-ENG-52WK-01	DIES-ENGINE-DIESEL-ANNUAL PM	P	PS0706-ASYS-EGEN-EGUN 01-ENG	PS0706 Emerg Gen #1 Engine	52	W

WWT-D-ENG-52WK-01	DIES-ENGINE-DIESEL-ANNUAL PM	P	PS0726-ASYS-EGEN-EGUN 01-ENG	PS0726 Emerg Gen #1 Engine	52	W
WWT-D-ENG-52WK-01	DIES-ENGINE-DIESEL-ANNUAL PM	P	PS0730-ASYS-EGEN-EGUN 01-ENG	PS0730 Emerg Gen #1 Engine	52	W
WWT-D-ENG-52WK-01	DIES-ENGINE-DIESEL-ANNUAL PM	P	PS0746-ASYS-EGEN-EGUN 01-ENG	PS0746 Emerg Gen #1 Engine	52	W
WWT-D-ENG-52WK-01	DIES-ENGINE-DIESEL-ANNUAL PM	P	PS0761-ASYS-EGEN-EGUN 01-ENG	PS0761 Emerg Gen #1 Engine	52	W
WWT-D-ENG-52WK-01	DIES-ENGINE-DIESEL-ANNUAL PM	P	PS0762-ASYS-EGEN-EGUN 01-ENG	PS0762 Emerg Gen #1 Engine	52	W
WWT-D-ENG-52WK-01	DIES-ENGINE-DIESEL-ANNUAL PM	P	PS0786-ASYS-EGEN-EGUN 01-ENG	PS0786 Emerg Gen #1 Engine	52	W
WWT-D-ENG-52WK-01	DIES-ENGINE-DIESEL-ANNUAL PM	P	PS0804-ASYS-EGEN-EGUN 01-ENG	PS0804 Emerg Gen #1 Engine	52	W
WWT-D-ENG-52WK-01	DIES-ENGINE-DIESEL-ANNUAL PM	P	PS0830-ASYS-EGEN-EGUN 01-ENG	PS0830 Emerg Gen #1 Engine	52	W
WWT-D-ENG-52WK-01	DIES-ENGINE-DIESEL-ANNUAL PM	P	PS0831-ASYS-EGEN-EGUN 01-ENG	PS0831 Emerg Gen #1 Engine	52	W
WWT-D-ENG-52WK-01	DIES-ENGINE-DIESEL-ANNUAL PM	P	PS0838-ASYS-EGEN-EGUN 01-ENG	PS0838 Emerg Gen #1 Engine	52	W
WWT-D-ENG-52WK-01	DIES-ENGINE-DIESEL-ANNUAL PM	P	PS0875-ASYS-EGEN-EGUN 01-ENG	PS0875 Emerg Gen #1 Engine	52	W
WWT-D-ENG-52WK-01	DIES-ENGINE-DIESEL-ANNUAL PM	P	PS1002-ASYS-EGEN-EGUN 01-ENG	PS1002 Emerg Gen #1 Engine	52	W
WWT-D-ENG-52WK-01	DIES-ENGINE-DIESEL-ANNUAL PM	P	PS1023-ASYS-EGEN-EGUN 01-ENG	PS1023 Emerg Gen #1 Engine	52	W
WWT-D-ENG-52WK-01	DIES-ENGINE-DIESEL-ANNUAL PM	P	PS1024-ASYS-EGEN-EGUN 01-ENG	PS1024 Emerg Gen #1 Engine	52	W
WWT-D-ENG-52WK-01	DIES-ENGINE-DIESEL-ANNUAL PM	P	PS1027-ASYS-EGEN-EGUN 01-ENG	PS1027 Emerg Gen #1 Engine	52	W
WWT-D-ENG-52WK-01	DIES-ENGINE-DIESEL-ANNUAL PM	P	PS1052-ASYS-EGEN-EGUN 01-ENG	PS1052 Emerg Gen #1 Engine	52	W
WWT-D-ENG-52WK-01	DIES-ENGINE-DIESEL-ANNUAL PM	P	PS1054-ASYS-EGEN-EGUN 01-ENG	PS1054 Emerg Gen #1 Engine	52	W
WWT-D-ENG-52WK-01	DIES-ENGINE-DIESEL-ANNUAL PM	P	PS1055-ASYS-EGEN-EGUN 01-ENG	PS1055 Emerg Gen #1 Engine	52	W
WWT-D-ENG-52WK-01	DIES-ENGINE-DIESEL-ANNUAL PM	P	PS1060-ASYS-EGEN-EGUN 01-ENG	PS1060 Emerg Gen #1 Engine	52	W
WWT-D-ENG-52WK-01	DIES-ENGINE-DIESEL-ANNUAL PM	P	PS1070-ASYS-EGEN-EGUN 01-ENG	PS1070 Emerg Gen #1 Engine	52	W
WWT-D-ENG-52WK-01	DIES-ENGINE-DIESEL-ANNUAL PM	P	PS1072-ASYS-EGEN-EGUN 01-ENG	PS1072 Emerg Gen #1 Engine	52	W
WWT-D-ENG-52WK-01	DIES-ENGINE-DIESEL-ANNUAL PM	P	PS1073-ASYS-EGEN-EGUN 01-ENG	PS1073 Emerg Gen #1 Engine	52	W
WWT-D-ENG-52WK-01	DIES-ENGINE-DIESEL-ANNUAL PM	P	PS1086-ASYS-EGEN-EGUN 01-ENG	PS1086 Emerg Gen #1 Engine	52	W
WWT-D-ENG-52WK-01	DIES-ENGINE-DIESEL-ANNUAL PM	P	PS1091-ASYS-EGEN-EGUN 01-ENG	PS1091 Emerg Gen #1 Engine	52	W
WWT-D-ENG-52WK-01	DIES-ENGINE-DIESEL-ANNUAL PM	P	PS1094-ASYS-EGEN-EGUN 01-ENG	PS1094 Emerg Gen #1 Engine	52	W
WWT-D-ENG-52WK-01	DIES-ENGINE-DIESEL-ANNUAL PM	P	PS1108-ASYS-EGEN-EGUN 01-ENG	PS1108 Emerg Gen #1 Engine	52	W
WWT-D-ENG-52WK-01	DIES-ENGINE-DIESEL-ANNUAL PM	P	PS1111-ASYS-EGEN-EGUN 01-ENG	PS1111 Emerg Gen #1 Engine	52	W

WWT-D-ENG-52WK-01	DIES-ENGINE-DIESEL-ANNUAL PM	P	PS1130-ASYS-EGEN-EGUN 01-ENG	PS1130 Emerg Gen #1 Engine	52	W
WWT-D-ENG-52WK-01	DIES-ENGINE-DIESEL-ANNUAL PM	P	PS1131-ASYS-EGEN-EGUN 01-ENG	PS1131 Emerg Gen #1 Engine	52	W
WWT-D-ENG-52WK-01	DIES-ENGINE-DIESEL-ANNUAL PM	P	PS1132-ASYS-EGEN-EGUN 01-ENG	PS1132 Emerg Gen #1 Engine	52	W
WWT-D-ENG-52WK-01	DIES-ENGINE-DIESEL-ANNUAL PM	P	PS1136-ASYS-EGEN-EGUN 01-ENG	PS1136 Emerg Gen #1 Engine	52	W
WWT-D-ENG-52WK-01	DIES-ENGINE-DIESEL-ANNUAL PM	P	PS1142-ASYS-EGEN-EGUN 01-ENG	PS1142 Emerg Gen #1 Engine	52	W
WWT-D-ENG-52WK-01	DIES-ENGINE-DIESEL-ANNUAL PM	P	PS1143-ASYS-EGEN-EGUN 01-ENG	PS1143 Emerg Gen #1 Engine	52	W
WWT-D-ENG-52WK-01	DIES-ENGINE-DIESEL-ANNUAL PM	P	PS1200-ASYS-EGEN-EGUN 01-ENG	PS1200 Emerg Gen #1 Engine	52	W
WWT-D-ENG-52WK-01	DIES-ENGINE-DIESEL-ANNUAL PM	P	PS1205-ASYS-EGEN-EGUN 01-ENG	PS1205 Emerg Gen #1 Engine	52	W
WWT-D-ENG-52WK-01	DIES-ENGINE-DIESEL-ANNUAL PM	P	PS1208-ASYS-EGEN-EGUN 01-ENG	PS1208 Emerg Gen #1 Engine	52	W
WWT-D-ENG-52WK-01	DIES-ENGINE-DIESEL-ANNUAL PM	P	PS1224-ASYS-EGEN-EGUN 01-ENG	PS1224 Emerg Gen #1 Engine	52	W
WWT-D-ENG-52WK-01	DIES-ENGINE-DIESEL-ANNUAL PM	P	PS1227-ASYS-EGEN-EGUN 01-ENG	PS1227 Emerg Gen #1 Engine	52	W
WWT-D-ENG-52WK-01	DIES-ENGINE-DIESEL-ANNUAL PM	P	PS1232-ASYS-EGEN-EGUN 01-ENG	PS1232 Emerg Gen #1 Engine	52	W
WWT-D-ENG-52WK-01	DIES-ENGINE-DIESEL-ANNUAL PM	P	PS1233-ASYS-EGEN-EGUN 01-ENG	PS1233 Emerg Gen #1 Engine	52	W
WWT-D-ENG-52WK-01	DIES-ENGINE-DIESEL-ANNUAL PM	P	PS1234-ASYS-EGEN-EGUN 01-ENG	PS1234 Emerg Gen #1 Engine	52	W
WWT-D-ENG-52WK-01	DIES-ENGINE-DIESEL-ANNUAL PM	P	PS1305-ASYS-EGEN-EGUN 01-ENG	PS1305 Emerg Gen #1 Engine	52	W
WWT-D-ENG-52WK-01	DIES-ENGINE-DIESEL-ANNUAL PM	P	PS1306-ASYS-EGEN-EGUN 01-ENG	PS1306 Emerg Gen #1 Engine	52	W
WWT-D-ENG-52WK-01	DIES-ENGINE-DIESEL-ANNUAL PM	P	PS1310-ASYS-EGEN-EGUN 01-ENG	PS1310 Emerg Gen #1 Engine	52	W
WWT-D-ENG-52WK-01	DIES-ENGINE-DIESEL-ANNUAL PM	P	PS1310-ASYS-EGEN-EGUN 02-ENG	PS1310 Emerg Gen #2 Engine	52	W
WWT-D-ENG-52WK-01	DIES-ENGINE-DIESEL-ANNUAL PM	P	PS1311-ASYS-EGEN-EGUN 01-ENG	PS1311 Emerg Gen #1 Engine	52	W
WWT-D-ENG-52WK-01	DIES-ENGINE-DIESEL-ANNUAL PM	P	PS1313-ASYS-EGEN-EGUN 01-ENG	PS1313 Emerg Gen #1 Engine	52	W
WWT-D-ENG-52WK-01	DIES-ENGINE-DIESEL-ANNUAL PM	P	PS1314-ASYS-EGEN-EGUN 01-ENG	PS1314 Emerg Gen #1 Engine	52	W
WWT-D-ENG-52WK-01	DIES-ENGINE-DIESEL-ANNUAL PM	P	PS1321-ASYS-EGEN-EGUN 01-ENG	PS1321 Emerg Gen #1 Engine	52	W
WWT-D-ENG-52WK-01	DIES-ENGINE-DIESEL-ANNUAL PM	P	PS1322-ASYS-EGEN-EGUN 01-ENG	PS1322 Emerg Gen #1 Engine	52	W
WWT-D-ENG-52WK-01	DIES-ENGINE-DIESEL-ANNUAL PM	P	PS1323-ASYS-EGEN-EGUN 01-ENG	PS1323 Emerg Gen #1 Engine	52	W
WWT-D-ENG-52WK-01	DIES-ENGINE-DIESEL-ANNUAL PM	P	S073563ENGAAC	SUPERIOR AIR START AUX AIR COMPRESSOR 3 ENGINE	52	W
WWT-D-ENG-52WK-01	DIES-ENGINE-DIESEL-ANNUAL PM	P	S076563ENGAC3	DIESEL ENGINE AIR START AIR COMPRESSOR 3 ENGINE	52	W
WWT-D-ENG-52WK-01	DIES-ENGINE-DIESEL-ANNUAL PM	P	S076564ENGE6	EMERGENCY GENERATOR 6 ENGINE	52	W

WWT-D-ENG-52WK-01	DIES-ENGINE-DIESEL-ANNUAL PM	P	S076564ENGEA1	EMERGENCY GENERATOR 2 ENGINE	52	W
WWT-D-ENG-52WK-01	DIES-ENGINE-DIESEL-ANNUAL PM	P	S076564ENGEGB1	EMERGENCY GENERATOR 1 ENGINE	52	W
WWT-D-ENG-52WK-01	DIES-ENGINE-DIESEL-ANNUAL PM	P	S076564ENGEGB2	EMERGENCY GENERATOR 3 ENGINE	52	W
WWT-D-ENG-52WK-01	DIES-ENGINE-DIESEL-ANNUAL PM	P	S076564ENGEGB3	EMERGENCY GENERATOR 4 ENGINE	52	W
WWT-D-ENG-52WK-01	DIES-ENGINE-DIESEL-ANNUAL PM	P	S076564ENGEGB4	EMERGENCY GENERATOR 5 ENGINE	52	W
WWT-D-ENG-52WK-01	DIES-ENGINE-DIESEL-ANNUAL PM	P	S176563ENGASC04	MAIN SWITCHGEAR BLDG 2 DIESEL ENGINE AIR START AUX AIR COMP 4 ENGINE	52	W
WWT-D-ENG-52WK-01	DIES-ENGINE-DIESEL-ANNUAL PM	P	S176564ENGE01	MAIN SWITCHGEAR BLDG 2 EMERGENCY GENERATOR 1 ENGINE	52	W
WWT-D-ENG-52WK-01	DIES-ENGINE-DIESEL-ANNUAL PM	P	S176564ENGE02	MAIN SWITCHGEAR BLDG 2 EMERGENCY GENERATOR 2 ENGINE	52	W
WWT-D-ENG-52WK-01	DIES-ENGINE-DIESEL-ANNUAL PM	P	S176564ENGE03	MAIN SWITCHGEAR BLDG 2 EMERGENCY GENERATOR 3 ENGINE	52	W
WWT-D-ENG-52WK-01	DIES-ENGINE-DIESEL-ANNUAL PM	P	S176564ENGE04	MAIN SWITCHGEAR BLDG 2 EMERGENCY GENERATOR 4 ENGINE	52	W
WWT-D-ENG-52WK-01	DIES-ENGINE-DIESEL-ANNUAL PM	P	S176564ENGE05	MAIN SWITCHGEAR BLDG 2 EMERGENCY GENERATOR 5 ENGINE	52	W
WWT-D-ENG-52WK-01	DIES-ENGINE-DIESEL-ANNUAL PM	P	S176564ENGE06	MAIN SWITCHGEAR BLDG 2 EMERGENCY GENERATOR 6 ENGINE	52	W
WWT-D-ENG-52WK-01	DIES-ENGINE-DIESEL-ANNUAL PM	P	S176564ENGE07	MAIN SWITCHGEAR BLDG 2 EMERGENCY GENERATOR 7 ENGINE	52	W
WWT-D-ENGGM-52WK-01	DIES-ENGINE-GAS,NATURAL-ANNUAL PM	P	C173552ENGS1	SUPERIOR 1	52	W
WWT-D-ENGGM-52WK-01	DIES-ENGINE-GAS,NATURAL-ANNUAL PM	P	C173552ENGS2	SUPERIOR 2	52	W
WWT-D-ENGGM-52WK-01	DIES-ENGINE-GAS,NATURAL-ANNUAL PM	P	C173552ENGS3	SUPERIOR 3	52	W
WWT-D-ENGGM-52WK-01	DIES-ENGINE-GAS,NATURAL-ANNUAL PM	P	C173552ENGS4	SUPERIOR 4	52	W
WWT-D-METFM-52WK-01	DIES-FUEL FLOW METER-YEARLY PM	P	C079047METBFM	EMD BOOM DIESEL FUEL FLOW METER	52	W
WWT-D-METFM-52WK-01	DIES-FUEL FLOW METER-YEARLY PM	P	C079047METFM	FUEL STORAGE TANK EMD FUEL METER	52	W
WWT-D-METFM-52WK-01	DIES-FUEL FLOW METER-YEARLY PM	P	CP00147METFM	FUEL STORAGE TANK CATERPILLAR FUEL METER	52	W
WWT-D-METFM-52WK-01	DIES-FUEL FLOW METER-YEARLY PM	P	N079047METBFM	BOOM FLOW METER	52	W
WWT-D-METFM-52WK-01	DIES-FUEL FLOW METER-YEARLY PM	P	N079047METEMD	EMD FLOW METER	52	W
WWT-D-METFM-52WK-01	DIES-FUEL FLOW METER-YEARLY PM	P	S079047METBFM	BOOM FLOW METER	52	W
WWT-D-METFM-52WK-01	DIES-FUEL FLOW METER-YEARLY PM	P	S079447METEMD	EMD FUEL METER	52	W
WWT-D-METFM-52WK-01	DIES-FUEL FLOW METER-YEARLY PM	P	S179047METBFM	BOOM FLOW METER	52	W
WWT-E-DRVM-52WK-01	ANNUAL EFFLUENT MAGNETIC DRIVE PM	P	C075042DRV1	EFFLUENT PUMP 1 MAGNETIC DRIVE	52	W
WWT-E-DRVM-52WK-01	ANNUAL EFFLUENT MAGNETIC DRIVE PM	P	C075042DRV2	EFFLUENT PUMP 2 MAGNETIC DRIVE	52	W

WWT-E-DRVM-52WK-01	ANNUAL EFFLUENT MAGNETIC DRIVE PM	P	C075042DRV3	EFFLUENT PUMP 3 MAGNETIC DRIVE	52	W
WWT-E-DRVM-52WK-01	ANNUAL EFFLUENT MAGNETIC DRIVE PM	P	C075042DRV4	EFFLUENT PUMP 4 MAGNETIC DRIVE	52	W
WWT-E-DRVM-52WK-01	ANNUAL EFFLUENT MAGNETIC DRIVE PM	P	C075042DRV5	EFFLUENT PUMP 5 MAGNETIC DRIVE	52	W
WWT-E-DRVM-52WK-01	ANNUAL EFFLUENT MAGNETIC DRIVE PM	P	C075042DRV6	EFFLUENT PUMP 6 MAGNETIC DRIVE	52	W
WWT-E-DRVM-52WK-01	ANNUAL EFFLUENT MAGNETIC DRIVE PM	P	C075042DRV7	EFFLUENT PUMP 7 MAGNETIC DRIVE	52	W
WWT-E-DRVM-52WK-01	ANNUAL EFFLUENT MAGNETIC DRIVE PM	P	C075042DRV8	EFFLUENT PUMP 8 MAGNETIC DRIVE	52	W
WWT-E-DRVM-52WK-01	ANNUAL EFFLUENT MAGNETIC DRIVE PM	P	N075042DRV1	EFFLUENT PUMP 1 MAGNETIC DRIVE	52	W
WWT-E-DRVM-52WK-01	ANNUAL EFFLUENT MAGNETIC DRIVE PM	P	N075042DRV2	EFFLUENT PUMP 2 MAGNETIC DRIVE	52	W
WWT-E-DRVM-52WK-01	ANNUAL EFFLUENT MAGNETIC DRIVE PM	P	N075042DRV3	EFFLUENT PUMP 3 MAGNETIC DRIVE	52	W
WWT-E-DRVM-52WK-01	ANNUAL EFFLUENT MAGNETIC DRIVE PM	P	N075042DRV4	EFFLUENT PUMP 4 MAGNETIC DRIVE	52	W
WWT-E-DRVM-52WK-01	ANNUAL EFFLUENT MAGNETIC DRIVE PM	P	N075042DRV5	EFFLUENT PUMP 5 MAGNETIC DRIVE	52	W
WWT-E-DRVM-52WK-01	ANNUAL EFFLUENT MAGNETIC DRIVE PM	P	N075042DRV6	EFFLUENT PUMP 6 MAGNETIC DRIVE	52	W
WWT-E-DRVM-52WK-01	ANNUAL EFFLUENT MAGNETIC DRIVE PM	P	S075042DRVEP2	EFFLUENT PUMP 2 MAGNETIC DRIVE	52	W
WWT-E-DRVM-52WK-01	ANNUAL EFFLUENT MAGNETIC DRIVE PM	P	S075042DRVEP3	EFFLUENT PUMP 3 MAGNETIC DRIVE	52	W
WWT-E-DRVM-52WK-01	ANNUAL EFFLUENT MAGNETIC DRIVE PM	P	S075042DRVEP4	EFFLUENT PUMP 4 MAGNETIC DRIVE	52	W
WWT-E-DRVM-52WK-01	ANNUAL EFFLUENT MAGNETIC DRIVE PM	P	S075042DRVEP5	EFFLUENT PUMP 5 MAGNETIC DRIVE	52	W
WWT-E-GNRS-52WK-02	1,500 HR/ 2,000 HR SYNCHRONOUS GENERATOR LUBRICATION PM	P	C076564GNR4	GENERATOR 4	52	W
WWT-E-GNRS-52WK-02	1,500 HR/ 2,000 HR SYNCHRONOUS GENERATOR LUBRICATION PM	P	C076564GNR5	GENERATOR 5	52	W
WWT-E-GNRS-52WK-02	1,500 HR/ 2,000 HR SYNCHRONOUS GENERATOR LUBRICATION PM	P	C076564GNRA	GENERATOR 2	52	W
WWT-E-GNRS-52WK-02	1,500 HR/ 2,000 HR SYNCHRONOUS GENERATOR LUBRICATION PM	P	C076564GNRB1	GENERATOR 1	52	W
WWT-E-GNRS-52WK-02	1,500 HR/ 2,000 HR SYNCHRONOUS GENERATOR LUBRICATION PM	P	C076564GNRB2	GENERATOR 3	52	W
WWT-E-GNRS-52WK-02	1,500 HR/ 2,000 HR SYNCHRONOUS GENERATOR LUBRICATION PM	P	C173552GNR1	SUPERIOR 1 GENERATOR	52	W
WWT-E-GNRS-52WK-02	1,500 HR/ 2,000 HR SYNCHRONOUS GENERATOR LUBRICATION PM	P	C173552GNR2	SUPERIOR 2 GENERATOR	52	W
WWT-E-GNRS-52WK-02	1,500 HR/ 2,000 HR SYNCHRONOUS GENERATOR LUBRICATION PM	P	C173552GNR3	SUPERIOR 3 GENERATOR	52	W
WWT-E-GNRS-52WK-02	1,500 HR/ 2,000 HR SYNCHRONOUS GENERATOR LUBRICATION PM	P	C173552GNR4	SUPERIOR 4 GENERATOR	52	W
WWT-E-GNRS-52WK-02	1,500 HR/ 2,000 HR SYNCHRONOUS GENERATOR LUBRICATION PM	P	CP00164GNREG1	PMP STA 0001 EMER GENERATOR 1	52	W
WWT-E-GNRS-52WK-02	1,500 HR/ 2,000 HR SYNCHRONOUS GENERATOR LUBRICATION PM	P	CP00164GNREG2	PMP STA 0001 EMER GENERATOR 2	52	W

WWT-E-GNRS-52WK-02	1,500 HR/ 2,000 HR SYNCHRONOUS GENERATOR LUBRICATION PM	P	CP00264GNR1	EMERGENCY GENERATOR 1	52 W
WWT-E-GNRS-52WK-02	1,500 HR/ 2,000 HR SYNCHRONOUS GENERATOR LUBRICATION PM	P	CP00264GNR2	EMERGENCY GENERATOR 2	52 W
WWT-E-GNRS-52WK-02	1,500 HR/ 2,000 HR SYNCHRONOUS GENERATOR LUBRICATION PM	P	S073552GNR04	CO-GEN ENGINE 4 GENERATOR	52 W
WWT-E-GNRS-52WK-02	1,500 HR/ 2,000 HR SYNCHRONOUS GENERATOR LUBRICATION PM	P	S073552GNR2	CO-GEN ENGINE 2 GENERATOR	52 W
WWT-E-GNRS-52WK-02	1,500 HR/ 2,000 HR SYNCHRONOUS GENERATOR LUBRICATION PM	P	S073552GNR3	CO-GEN ENGINE 3 GENERATOR	52 W
WWT-E-GNRS-52WK-02	1,500 HR/ 2,000 HR SYNCHRONOUS GENERATOR LUBRICATION PM	P	S073552GNR5	CO-GEN ENGINE 5 GENERATOR	52 W
WWT-E-GNRS-52WK-02	1,500 HR/ 2,000 HR SYNCHRONOUS GENERATOR LUBRICATION PM	P	S076564GNR6	GENERATOR 6	52 W
WWT-E-GNRS-52WK-02	1,500 HR/ 2,000 HR SYNCHRONOUS GENERATOR LUBRICATION PM	P	S076564GNRA1	GENERATOR 2	52 W
WWT-E-GNRS-52WK-02	1,500 HR/ 2,000 HR SYNCHRONOUS GENERATOR LUBRICATION PM	P	S076564GNRB1	GENERATOR 1	52 W
WWT-E-GNRS-52WK-02	1,500 HR/ 2,000 HR SYNCHRONOUS GENERATOR LUBRICATION PM	P	S076564GNRB2	GENERATOR 3	52 W
WWT-E-GNRS-52WK-02	1,500 HR/ 2,000 HR SYNCHRONOUS GENERATOR LUBRICATION PM	P	S076564GNRB3	GENERATOR 4	52 W
WWT-E-GNRS-52WK-02	1,500 HR/ 2,000 HR SYNCHRONOUS GENERATOR LUBRICATION PM	P	S076564GNRB4	GENERATOR 5	52 W
WWT-E-GNRS-52WK-02	1,500 HR/ 2,000 HR SYNCHRONOUS GENERATOR LUBRICATION PM	P	S176564GNREG01	MAIN SWITCHGEAR BLDG 2 EMERGENCY GENERATOR 1 GENERATOR	52 W
WWT-E-GNRS-52WK-02	1,500 HR/ 2,000 HR SYNCHRONOUS GENERATOR LUBRICATION PM	P	S176564GNREG02	MAIN SWITCHGEAR BLDG 2 EMERGENCY GENERATOR 2 GENERATOR	52 W
WWT-E-GNRS-52WK-02	1,500 HR/ 2,000 HR SYNCHRONOUS GENERATOR LUBRICATION PM	P	S176564GNREG03	MAIN SWITCHGEAR BLDG 2 EMERGENCY GENERATOR 3 GENERATOR	52 W
WWT-E-GNRS-52WK-02	1,500 HR/ 2,000 HR SYNCHRONOUS GENERATOR LUBRICATION PM	P	S176564GNREG04	MAIN SWITCHGEAR BLDG 2 EMERGENCY GENERATOR 4 GENERATOR	52 W
WWT-E-GNRS-52WK-02	1,500 HR/ 2,000 HR SYNCHRONOUS GENERATOR LUBRICATION PM	P	S176564GNREG05	MAIN SWITCHGEAR BLDG 2 EMERGENCY GENERATOR 5 GENERATOR	52 W
WWT-E-GNRS-52WK-02	1,500 HR/ 2,000 HR SYNCHRONOUS GENERATOR LUBRICATION PM	P	S176564GNREG06	MAIN SWITCHGEAR BLDG 2 EMERGENCY GENERATOR 6 GENERATOR	52 W
WWT-E-GNRS-52WK-02	1,500 HR/ 2,000 HR SYNCHRONOUS GENERATOR LUBRICATION PM	P	S176564GNREG07	MAIN SWITCHGEAR BLDG 2 EMERGENCY GENERATOR 7 GENERATOR	52 W
WWT-E-IR-52WK-01	ANNUAL INFRARED SCANNING	P	S000555MCC480V	MOTOR CONTROL CENTER	52 W
WWT-E-IR-52WK-01	ANNUAL INFRARED SCANNING	P	S000555SWGMD	MAIN DISTRIBUTION CENTER	52 W
WWT-E-IR-52WK-01	ANNUAL INFRARED SCANNING	P	S060155MCC480V	GRIT BUILDING MCC	52 W
WWT-E-IR-52WK-01	ANNUAL INFRARED SCANNING	P	S060155MCCPSP	GRIT BUILDING PORTABLE SUMP PUMP CUBICLE	52 W
WWT-E-IR-52WK-01	ANNUAL INFRARED SCANNING	P	S060255MCCMCCD	GRIT BUILDING MOTOR CONTROL CENTER D	52 W
WWT-E-IR-52WK-01	ANNUAL INFRARED SCANNING	P	S060655MCCMCC	MOTOR CONTROL CENTER	52 W
WWT-E-IR-52WK-01	ANNUAL INFRARED SCANNING	P	S060755MCCMCC	MOTOR CONTROL CENTER	52 W
WWT-E-IR-52WK-01	ANNUAL INFRARED SCANNING	P	S060855MCC1	MOTOR CONTROL CENTER	52 W
WWT-E-IR-52WK-01	ANNUAL INFRARED SCANNING	P	S0616XLMCCMCCDX	MOTOR CONTROL CENTER DRIOX	52 W

WWT-E-IR-52WK-01	ANNUAL INFRARED SCANNING	P	S065118MTRRSP1	RETURN SLUDGE PUMP 1 MOTOR	52	W
WWT-E-IR-52WK-01	ANNUAL INFRARED SCANNING	P	S065118MTRRSP2	RETURN SLUDGE PUMP 2 MOTOR	52	W
WWT-E-IR-52WK-01	ANNUAL INFRARED SCANNING	P	S065118MTRRSP4	RETURN SLUDGE PUMP 4 MOTOR	52	W
WWT-E-IR-52WK-01	ANNUAL INFRARED SCANNING	P	S065118MTRRSP5	RETURN SLUDGE PUMP 5 MOTOR	52	W
WWT-E-IR-52WK-01	ANNUAL INFRARED SCANNING	P	S065118MTRRSP6	RETURN SLUDGE PUMP 6 MOTOR	52	W
WWT-E-IR-52WK-01	ANNUAL INFRARED SCANNING	P	S065118MTRRSP7	RETURN SLUDGE PUMP 7 MOTOR	52	W
WWT-E-IR-52WK-01	ANNUAL INFRARED SCANNING	P	S065118MTRRSP8	RETURN SLUDGE PUMP 8 MOTOR	52	W
WWT-E-IR-52WK-01	ANNUAL INFRARED SCANNING	P	S065255MCCARSS2	MOTOR CONTROL CENTER A RETURN SLUDGE STATION 2	52	W
WWT-E-IR-52WK-01	ANNUAL INFRARED SCANNING	P	S065255MCCBRSS2	MOTOR CONTROL CENTER B RETURN SLUDGE STATION 2	52	W
WWT-E-IR-52WK-01	ANNUAL INFRARED SCANNING	P	S066055MCCMCCA	MOTOR CONTROL CENTER A	52	W
WWT-E-IR-52WK-01	ANNUAL INFRARED SCANNING	P	S066055MCCMCCB	MOTOR CONTROL CENTER B	52	W
WWT-E-IR-52WK-01	ANNUAL INFRARED SCANNING	P	S067255MCCMCCPB	FILTER POLYMER BLDG MOTOR CONTROL CENTER PB 480/277V	52	W
WWT-E-IR-52WK-01	ANNUAL INFRARED SCANNING	P	S067555MCCMCC	MOTOR CONTROL CENTER	52	W
WWT-E-IR-52WK-01	ANNUAL INFRARED SCANNING	P	S068055MCCMCC	DIGESTER CLUSTER BLDG MCC	52	W
WWT-E-IR-52WK-01	ANNUAL INFRARED SCANNING	P	S068555MCCMCC	DIGESTER CLUSER BLDG MCC	52	W
WWT-E-IR-52WK-01	ANNUAL INFRARED SCANNING	P	S071034MTRBDC03	SLUDGE DEWATERING CENTRIFUGE 3 BACK-DRIVE MOTOR	52	W
WWT-E-IR-52WK-01	ANNUAL INFRARED SCANNING	P	S071034MTRSDCM01	SLUDGE DEWATERING CENTRIFUGE 1 MOTOR	52	W
WWT-E-IR-52WK-01	ANNUAL INFRARED SCANNING	P	S071034MTRSDCM02	SLUDGE DEWATERING CENTRIFUGE 2 MOTOR	52	W
WWT-E-IR-52WK-01	ANNUAL INFRARED SCANNING	P	S071034MTRSDCM03	SLUDGE DEWATERING CENTRIFUGE 3 MOTOR	52	W
WWT-E-IR-52WK-01	ANNUAL INFRARED SCANNING	P	S071034MTRSDCM04	SLUDGE DEWATERING CENTRIFUGE 4 MOTOR	52	W
WWT-E-IR-52WK-01	ANNUAL INFRARED SCANNING	P	S073055MCCMCC	BOILER BLDG MCC	52	W
WWT-E-IR-52WK-01	ANNUAL INFRARED SCANNING	P	S073555MCCC	MOTOR CONTROL CENTER C	52	W
WWT-E-IR-52WK-01	ANNUAL INFRARED SCANNING	P	S076042MTR01	TRANSFER PUMP 01 MOTOR	52	W
WWT-E-IR-52WK-01	ANNUAL INFRARED SCANNING	P	S076042MTR02	TRANSFER PUMP 02 MOTOR	52	W
WWT-E-IR-52WK-01	ANNUAL INFRARED SCANNING	P	S076042MTR03	TRANSFER PUMP 03 MOTOR	52	W
WWT-E-IR-52WK-01	ANNUAL INFRARED SCANNING	P	S076042MTR04	TRANSFER PUMP 04 MOTOR	52	W
WWT-E-IR-52WK-01	ANNUAL INFRARED SCANNING	P	S076042MTR05	TRANSFER PUMP 05 MOTOR	52	W
WWT-E-IR-52WK-01	ANNUAL INFRARED SCANNING	P	S076042MTR06	TRANSFER PUMP 06 MOTOR	52	W
WWT-E-IR-52WK-01	ANNUAL INFRARED SCANNING	P	S076042MTR07	TRANSFER PUMP 07 MOTOR	52	W
WWT-E-MCC-52WK-01	ANNUAL MOTOR CONTROL CENTER PM	P	C000555MCCMCC	ROOF EXHAUST FAN CONTROL PANEL MCC 277/480V	52	W
WWT-E-MCC-52WK-01	ANNUAL MOTOR CONTROL CENTER PM	P	C0616XLMCCDX	MOTOR CONTROL CENTER DRIOX	52	W
WWT-E-MCC-52WK-01	ANNUAL MOTOR CONTROL CENTER PM	P	C061755MCCMCC4	O2 FAC 2 MCC 4	52	W
WWT-E-MCC-52WK-01	ANNUAL MOTOR CONTROL CENTER PM	P	C061755MCCMCC6	O2 FAC 2 MCC 6	52	W
WWT-E-MCC-52WK-01	ANNUAL MOTOR CONTROL CENTER PM	P	C062955MCCMCCD	O2 TRAIN MOTOR CONTROL CENTER D	52	W
WWT-E-MCC-52WK-01	ANNUAL MOTOR CONTROL CENTER PM	P	C062955MCCMCC E	O2 TRAIN MOTOR CONTROL CENTER E	52	W



WWT-E-MCC-52WK-01	ANNUAL MOTOR CONTROL CENTER PM	P	C071055MCCMCCD	MOTOR CONTROL CENTER D 480/277V	52	W
WWT-E-MCC-52WK-01	ANNUAL MOTOR CONTROL CENTER PM	P	C071055MCCMCCF	MOTOR CONTROL CENTER F 480/277V	52	W
WWT-E-MCC-52WK-01	ANNUAL MOTOR CONTROL CENTER PM	P	C075055MCCMCCA	MOTOR CONTROL CENTER A	52	W
WWT-E-MCC-52WK-01	ANNUAL MOTOR CONTROL CENTER PM	P	C160155MCCGB	MOTOR CONTROL CENTER GRIT BLDG	52	W
WWT-E-MCC-52WK-01	ANNUAL MOTOR CONTROL CENTER PM	P	C160655MCCMCC	MOTOR CONTROL CENTER	52	W
WWT-E-MCC-52WK-01	ANNUAL MOTOR CONTROL CENTER PM	P	C160755MCCMCC	MOTOR CONTROL CENTER	52	W
WWT-E-MCC-52WK-01	ANNUAL MOTOR CONTROL CENTER PM	P	C161655MCCMCCA	MOTOR CONTROL CENTER A (PLANT 1)	52	W
WWT-E-MCC-52WK-01	ANNUAL MOTOR CONTROL CENTER PM	P	C162955MCCMCCA	MOTOR CONTROL CENTER A	52	W
WWT-E-MCC-52WK-01	ANNUAL MOTOR CONTROL CENTER PM	P	C162955MCCMCCB	MOTOR CONTROL CENTER B	52	W
WWT-E-MCC-52WK-01	ANNUAL MOTOR CONTROL CENTER PM	P	C165155MCCMCC1	MOTOR CONTROL CENTER	52	W
WWT-E-MCC-52WK-01	ANNUAL MOTOR CONTROL CENTER PM	P	C165255MCCMCC2	MOTOR CONTROL CENTER	52	W
WWT-E-MCC-52WK-01	ANNUAL MOTOR CONTROL CENTER PM	P	C165355MCCMCC31	MOTOR CONTROL CENTER 1	52	W
WWT-E-MCC-52WK-01	ANNUAL MOTOR CONTROL CENTER PM	P	C165355MCCMCC32	MOTOR CONTROL CENTER 2	52	W
WWT-E-MCC-52WK-01	ANNUAL MOTOR CONTROL CENTER PM	P	C166055MCCMCC1	MOTOR CONTROL CENTER 1	52	W
WWT-E-MCC-52WK-01	ANNUAL MOTOR CONTROL CENTER PM	P	C166055MCCMCC2	MOTOR CONTROL CENTER 2	52	W
WWT-E-MCC-52WK-01	ANNUAL MOTOR CONTROL CENTER PM	P	C167555MCC1	MOTOR CONTROL CENTER	52	W
WWT-E-MCC-52WK-01	ANNUAL MOTOR CONTROL CENTER PM	P	C168055MCCMCC1	MOTOR CONTROL CENTER 1	52	W
WWT-E-MCC-52WK-01	ANNUAL MOTOR CONTROL CENTER PM	P	C168055MCCMCC2	MOTOR CONTROL CENTER 2	52	W
WWT-E-MCC-52WK-01	ANNUAL MOTOR CONTROL CENTER PM	P	C168055MCCMCCA	MOTOR CONTROL CENTER A	52	W
WWT-E-MCC-52WK-01	ANNUAL MOTOR CONTROL CENTER PM	P	C168055MCCMCCB	MOTOR CONTROL CENTER B	52	W
WWT-E-MCC-52WK-01	ANNUAL MOTOR CONTROL CENTER PM	P	C173555MCCMCCA	MOTOR CONTROL CENTER A	52	W
WWT-E-MCC-52WK-01	ANNUAL MOTOR CONTROL CENTER PM	P	C173555MCCMCCB	MOTOR CONTROL CENTER B	52	W
WWT-E-MCC-52WK-01	ANNUAL MOTOR CONTROL CENTER PM	P	C173555MCCMCCN	BASEMENT MOTOR CONTROL CENTER NORTH	52	W
WWT-E-MCC-52WK-01	ANNUAL MOTOR CONTROL CENTER PM	P	C173555MCCMCCS	BASEMENT MOTOR CONTROL CENTER SOUTH	52	W
WWT-E-MCC-52WK-01	ANNUAL MOTOR CONTROL CENTER PM	P	C260655MCCMCC	MOTOR CONTROL CENTER	52	W
WWT-E-MCC-52WK-01	ANNUAL MOTOR CONTROL CENTER PM	P	C260755MCCMCC	MOTOR CONTROL CENTER	52	W
WWT-E-MCC-52WK-01	ANNUAL MOTOR CONTROL CENTER PM	P	C260855MCCMCC	MOTOR CONTROL CENTER	52	W

WWT-E-MCC-52WK-01	ANNUAL MOTOR CONTROL CENTER PM	P	C261655MCCMCCB	MOTOR CONTROL CENTER B (PLANT 2)	52	W
WWT-E-MCC-52WK-01	ANNUAL MOTOR CONTROL CENTER PM	P	C265155MCCMCC1	MOTOR CONTROL CENTER 1	52	W
WWT-E-MCC-52WK-01	ANNUAL MOTOR CONTROL CENTER PM	P	C265255MCCMCC2	MOTOR CONTROL CENTER 2	52	W
WWT-E-MCC-52WK-01	ANNUAL MOTOR CONTROL CENTER PM	P	C265355MCCMCC3	MOTOR CONTROL CENTER 3	52	W
WWT-E-MCC-52WK-01	ANNUAL MOTOR CONTROL CENTER PM	P	C265455MCCMCC4	MOTOR CONTROL CENTER 4	52	W
WWT-E-MCC-52WK-01	ANNUAL MOTOR CONTROL CENTER PM	P	C265555MCCMCC5	MOTOR CONTROL CENTER 5	52	W
WWT-E-MCC-52WK-01	ANNUAL MOTOR CONTROL CENTER PM	P	C266055MCCMCCA	MOTOR CONTROL CENTER A	52	W
WWT-E-MCC-52WK-01	ANNUAL MOTOR CONTROL CENTER PM	P	C266055MCCMCCB	MOTOR CONTROL CENTER B	52	W
WWT-E-MCC-52WK-01	ANNUAL MOTOR CONTROL CENTER PM	P	C267555MCCMCC1	MOTOR CONTROL CENTER	52	W
WWT-E-MCC-52WK-01	ANNUAL MOTOR CONTROL CENTER PM	P	C268055MCC	MOTOR CONTROL CENTER	52	W
WWT-E-MCC-52WK-01	ANNUAL MOTOR CONTROL CENTER PM	P	C268555MCCMCC	MOTOR CONTROL CENTER	52	W
WWT-E-MCC-52WK-01	ANNUAL MOTOR CONTROL CENTER PM	P	C269055MCC4	MOTOR CONTROL CENTER	52	W
WWT-E-MCC-52WK-01	ANNUAL MOTOR CONTROL CENTER PM	P	C270755MCCGC	MOTOR CONTROL CENTER	52	W
WWT-E-MCC-52WK-01	ANNUAL MOTOR CONTROL CENTER PM	P	C274055MCCMCCA	MOTOR CONTROL CENTER A	52	W
WWT-E-MCC-52WK-01	ANNUAL MOTOR CONTROL CENTER PM	P	C274055MCCMCCB	MOTOR CONTROL CENTER B	52	W
WWT-E-MCC-52WK-01	ANNUAL MOTOR CONTROL CENTER PM	P	CP00155MCCMCC	LOW VOLTAGE MOTOR CONTROL CENTER	52	W
WWT-E-MCC-52WK-01	ANNUAL MOTOR CONTROL CENTER PM	P	CP00255MCC1	MOTOR CONTROL CENTER 1	52	W
WWT-E-MCC-52WK-01	ANNUAL MOTOR CONTROL CENTER PM	P	N060155MCCA	MOTOR CONTROL CENTER MCC-A	52	W
WWT-E-MCC-52WK-01	ANNUAL MOTOR CONTROL CENTER PM	P	N060155MCCB	MOTOR CONTROL CENTER MCC-B	52	W
WWT-E-MCC-52WK-01	ANNUAL MOTOR CONTROL CENTER PM	P	N060455MCCMCC1	MOTOR CONTROL CENTER 1	52	W
WWT-E-MCC-52WK-01	ANNUAL MOTOR CONTROL CENTER PM	P	N060455MCCMCC2	MOTOR CONTROL CENTER 2	52	W
WWT-E-MCC-52WK-01	ANNUAL MOTOR CONTROL CENTER PM	P	N061655MCC04	O2 FACILITY MOTOR CONTROL CENTER 4 (DRIOX)	52	W
WWT-E-MCC-52WK-01	ANNUAL MOTOR CONTROL CENTER PM	P	N061755MCC01	O2 FACILITY 2 MOTOR CONTROL CENTER I	52	W
WWT-E-MCC-52WK-01	ANNUAL MOTOR CONTROL CENTER PM	P	N061755MCC02	O2 FACILITY 2 MOTOR CONTROL CENTER 2	52	W
WWT-E-MCC-52WK-01	ANNUAL MOTOR CONTROL CENTER PM	P	N061755MCC10F2	O2 FACILITY 2 MOTOR CONTROL CENTER 1	52	W
WWT-E-MCC-52WK-01	ANNUAL MOTOR CONTROL CENTER PM	P	N063055MCCMCC1	MOTOR CONTROL CENTER SECTION 1	52	W
WWT-E-MCC-52WK-01	ANNUAL MOTOR CONTROL CENTER PM	P	N063055MCCMCC2	MOTOR CONTROL CENTER SECTION 2	52	W

WWT-E-MCC-52WK-01	ANNUAL MOTOR CONTROL CENTER PM	P	N065155MCC01	RTN SLUDGE ELECTRIC MOTOR CONTROL CENTER SECTION 1	52	W
WWT-E-MCC-52WK-01	ANNUAL MOTOR CONTROL CENTER PM	P	N065155MCC02	RTN SLUDGE ELECTRIC MOTOR CONTROL CENTER SECTION 2	52	W
WWT-E-MCC-52WK-01	ANNUAL MOTOR CONTROL CENTER PM	P	N074055MCCCB1A	MOTOR CONTROL CENTER CB-1A	52	W
WWT-E-MCC-52WK-01	ANNUAL MOTOR CONTROL CENTER PM	P	N074055MCCCB1B	MOTOR CONTROL CENTER CB-1B	52	W
WWT-E-MCC-52WK-01	ANNUAL MOTOR CONTROL CENTER PM	P	N074055MCCCB2A	MOTOR CONTROL CENTER CB-2A	52	W
WWT-E-MCC-52WK-01	ANNUAL MOTOR CONTROL CENTER PM	P	N074055MCCCB2B	MOTOR CONTROL CENTER CB-2B	52	W
WWT-E-MCC-52WK-01	ANNUAL MOTOR CONTROL CENTER PM	P	N074055MCCMCC1	MOTOR CONTROL CENTER SECTION 1	52	W
WWT-E-MCC-52WK-01	ANNUAL MOTOR CONTROL CENTER PM	P	N074055MCCMCC2	MOTOR CONTROL CENTER SECTION 2	52	W
WWT-E-MCC-52WK-01	ANNUAL MOTOR CONTROL CENTER PM	P	N076564MCC05	EMERGENCY GENERATOR 5 MOTOR CONTROL CENTER	52	W
WWT-E-MCC-52WK-01	ANNUAL MOTOR CONTROL CENTER PM	P	N076564MCC6	EMERGENCY GENERATOR 6 MOTOR CONTROL CENTER	52	W
WWT-E-MCC-52WK-01	ANNUAL MOTOR CONTROL CENTER PM	P	N080055MCCMCCA	INJ WELL PUMP STA MOTOR CONTROL CENTER A	52	W
WWT-E-MCC-52WK-01	ANNUAL MOTOR CONTROL CENTER PM	P	N080055MCCMCCB	INJ WELL PUMP STA MOTOR CONTROL CENTER B	52	W
WWT-E-MCC-52WK-01	ANNUAL MOTOR CONTROL CENTER PM	P	N161655O2MCC3	O2 PLANT ELECTRIC MOTOR CONTROL CENTER 3	52	W
WWT-E-MCC-52WK-01	ANNUAL MOTOR CONTROL CENTER PM	P	N165255MCCMCC11	MOTOR CONTROL CENTER 11	52	W
WWT-E-MCC-52WK-01	ANNUAL MOTOR CONTROL CENTER PM	P	N165355MCCMCC12	MOTOR CONTROL CENTER 12	52	W
WWT-E-MCC-52WK-01	ANNUAL MOTOR CONTROL CENTER PM	P	N261655MCC02	O2 PLNT ELECTRIC MOTOR CONTROL CENTER 2	52	W
WWT-E-MCC-52WK-01	ANNUAL MOTOR CONTROL CENTER PM	P	N263064MCCPSPS03	PRIMARY PUMPING STA 2 MOTOR CONTROL CENTER PSPS 3	52	W
WWT-E-MCC-52WK-01	ANNUAL MOTOR CONTROL CENTER PM	P	N263064MCCPSPS04	PRIMARY PUMPING STA 2 MOTOR CONTROL CENTER PSPS 4	52	W
WWT-E-MCC-52WK-01	ANNUAL MOTOR CONTROL CENTER PM	P	N265155MCC01	RTN SLDG ELECTRIC MOTOR CONTROL CENTER SECTION 1	52	W
WWT-E-MCC-52WK-01	ANNUAL MOTOR CONTROL CENTER PM	P	N265155MCC02	RTN SLDG ELECTRIC MOTOR CONTROL CENTER SECTION 2	52	W
WWT-E-MCC-52WK-01	ANNUAL MOTOR CONTROL CENTER PM	P	S000555MCC480V	MOTOR CONTROL CENTER	52	W
WWT-E-MCC-52WK-01	ANNUAL MOTOR CONTROL CENTER PM	P	S060155MCC480V	GRIT BUILDING MCC	52	W
WWT-E-MCC-52WK-01	ANNUAL MOTOR CONTROL CENTER PM	P	S060155MCCPSP	GRIT BUILDING PORTABLE SUMP PUMP CUBICLE	52	W
WWT-E-MCC-52WK-01	ANNUAL MOTOR CONTROL CENTER PM	P	S060255MCCMCCD	GRIT BUILDING MOTOR CONTROL CENTER D	52	W
WWT-E-MCC-52WK-01	ANNUAL MOTOR CONTROL CENTER PM	P	S060655MCCMCC	MOTOR CONTROL CENTER	52	W
WWT-E-MCC-52WK-01	ANNUAL MOTOR CONTROL CENTER PM	P	S060755MCCMCC	MOTOR CONTROL CENTER	52	W
WWT-E-MCC-52WK-01	ANNUAL MOTOR CONTROL CENTER PM	P	S060855MCC1	MOTOR CONTROL CENTER	52	W

WWT-E-MCC-52WK-01	ANNUAL MOTOR CONTROL CENTER PM	P	S065255MCCARSS2	MOTOR CONTROL CENTER A RETURN SLUDGE STATION 2	52	W
WWT-E-MCC-52WK-01	ANNUAL MOTOR CONTROL CENTER PM	P	S065255MCCBRSS2	MOTOR CONTROL CENTER B RETURN SLUDGE STATION 2	52	W
WWT-E-MCC-52WK-01	ANNUAL MOTOR CONTROL CENTER PM	P	S066055MCCMCCA	MOTOR CONTROL CENTER A	52	W
WWT-E-MCC-52WK-01	ANNUAL MOTOR CONTROL CENTER PM	P	S066055MCCMCCB	MOTOR CONTROL CENTER B	52	W
WWT-E-MCC-52WK-01	ANNUAL MOTOR CONTROL CENTER PM	P	S067555MCCMCC	MOTOR CONTROL CENTER	52	W
WWT-E-MCC-52WK-01	ANNUAL MOTOR CONTROL CENTER PM	P	S068055MCCMCC	DIGESTER CLUSTER BLDG MCC	52	W
WWT-E-MCC-52WK-01	ANNUAL MOTOR CONTROL CENTER PM	P	S068555MCCMCC	DIGESTER CLUSER BLDG MCC	52	W
WWT-E-MCC-52WK-01	ANNUAL MOTOR CONTROL CENTER PM	P	S073055MCCMCC	BOILER BLDG MCC	52	W
WWT-E-MCC-52WK-01	ANNUAL MOTOR CONTROL CENTER PM	P	S073555MCCC	MOTOR CONTROL CENTER C	52	W
WWT-E-MCC-52WK-01	ANNUAL MOTOR CONTROL CENTER PM	P	S074055MCCMCCA	MOTOR CONTROL CENTER A	52	W
WWT-E-MCC-52WK-01	ANNUAL MOTOR CONTROL CENTER PM	P	S074055MCCMCCB	MOTOR CONTROL CENTER B	52	W
WWT-E-MCC-52WK-01	ANNUAL MOTOR CONTROL CENTER PM	P	S075055MCCMCCA	MOTOR CONTROL CENTER A 480V	52	W
WWT-E-MCC-52WK-01	ANNUAL MOTOR CONTROL CENTER PM	P	S075055MCCMCCB	MOTOR CONTROL CENTER B 480V	52	W
WWT-E-MCC-52WK-01	ANNUAL MOTOR CONTROL CENTER PM	P	S075055MCCMCCC	MOTOR CONTROL CENTER C 480V	52	W
WWT-E-MCC-52WK-01	ANNUAL MOTOR CONTROL CENTER PM	P	S075055MCCMCCD	MOTOR CONTROL CENTER D 480V	52	W
WWT-E-MCC-52WK-01	ANNUAL MOTOR CONTROL CENTER PM	P	S076564MCCB4	GEN B4 MOTOR CONTROL CENTER	52	W
WWT-E-MCC-52WK-01	ANNUAL MOTOR CONTROL CENTER PM	P	S161655MCCMCC1	MOTOR CONTROL CENTER 1 (PLANT 1)	52	W
WWT-E-MCC-52WK-01	ANNUAL MOTOR CONTROL CENTER PM	P	S162955MCCMCCD	O2 TRAIN MOTOR CONTROL CENTER D	52	W
WWT-E-MCC-52WK-01	ANNUAL MOTOR CONTROL CENTER PM	P	S162955MCCMCCE	O2 TRAIN MOTOR CONTROL CENTER E	52	W
WWT-E-MCC-52WK-01	ANNUAL MOTOR CONTROL CENTER PM	P	S261655MCCMCC2	MOTOR CONTROL CENTER 2 (PLANT 2)	52	W
WWT-E-MCC-52WK-01	ANNUAL MOTOR CONTROL CENTER PM	P	S262955MCCMCCF	OXYGENATION TRAIN MOTOR CONTROL CENTER F	52	W
WWT-E-MCC-52WK-01	ANNUAL MOTOR CONTROL CENTER PM	P	S262955MCCMCCG	OXYGENATION TRAIN 7 & 8 MOTOR CONTROL CENTER G	52	W
WWT-E-MCC-52WK-01	ANNUAL MOTOR CONTROL CENTER PM	P	S361755MCCMCC4	MOTOR CONTROL CENTER 4 (PLANT 3)	52	W
WWT-E-MCC-52WK-01	ANNUAL MOTOR CONTROL CENTER PM	P	S361755MCCMCC6	MOTOR CONTROL CENTER 6 (PLANT 3)	52	W
WWT-E-MNHEL-52WK-01	ANNUAL ELECTRICAL MANHOLE PM	P	S000054MNH03	ELECTRICAL MANHOLE 03 (15000 VOLTS) MAIN SWITCHGEAR 1 S0765 (BACK)	52	W
WWT-E-MNHEL-52WK-01	ANNUAL ELECTRICAL MANHOLE PM	P	S000054MNH04	ELECTRICAL MANHOLE 04 (15000 VOLTS) MAIN SWITCHGEAR 1 S0765	52	W
WWT-E-MNHEL-52WK-01	ANNUAL ELECTRICAL MANHOLE PM	P	S000054MNH05	ELECTRICAL MANHOLE 05 (15000 VOLTS) UNOX CONTROL 1- 4 S1629	52	W

WWT-E-MNHEL-52WK-01	ANNUAL ELECTRICAL MANHOLE PM	P	S000054MNH06	ELECTRICAL MANHOLE 06 (15000 VOLTS) UNOX CONTROL 1-4 S1629	52	W
WWT-E-MNHEL-52WK-01	ANNUAL ELECTRICAL MANHOLE PM	P	S000054MNH07	ELECTRICAL MANHOLE 07 (15000 VOLTS) FPL SUB-STA	52	W
WWT-E-MNHEL-52WK-01	ANNUAL ELECTRICAL MANHOLE PM	P	S000054MNH08	ELECTRICAL MANHOLE 08 (15000 VOLTS) FPL SUB-STA	52	W
WWT-E-MNHEL-52WK-01	ANNUAL ELECTRICAL MANHOLE PM	P	S000054MNH09	ELECTRICAL MANHOLE 09 (15000 VOLTS) FPL SUB-STA	52	W
WWT-E-MNHEL-52WK-01	ANNUAL ELECTRICAL MANHOLE PM	P	S000054MNH10	ELECTRICAL MANHOLE 10 (15000 VOLTS) O2 PROD FAC 1 S0616	52	W
WWT-E-MNHEL-52WK-01	ANNUAL ELECTRICAL MANHOLE PM	P	S000054MNH11	ELECTRICAL MANHOLE 11 (15000 VOLTS) CLARIFIER 4 S0644	52	W
WWT-E-MNHEL-52WK-01	ANNUAL ELECTRICAL MANHOLE PM	P	S000054MNH12	ELECTRICAL MANHOLE 12 (15000 VOLTS) SUB STA 9-10 S0774/S0775	52	W
WWT-E-MNHEL-52WK-01	ANNUAL ELECTRICAL MANHOLE PM	P	S000054MNH14	ELECTRICAL MANHOLE 14 (15000 VOLTS) CHLORINE BLDG 1 S0740	52	W
WWT-E-MNHEL-52WK-01	ANNUAL ELECTRICAL MANHOLE PM	P	S000054MNH16	ELECTRICAL MANHOLE 16 (15000 VOLTS) SUB STA 7-8 S0772/S0773	52	W
WWT-E-MNHEL-52WK-01	ANNUAL ELECTRICAL MANHOLE PM	P	S000054MNH17	ELECTRICAL MANHOLE 17 (15000 VOLTS) CCC 1 S0745	52	W
WWT-E-MNHEL-52WK-01	ANNUAL ELECTRICAL MANHOLE PM	P	S000054MNH18	ELECTRICAL MANHOLE 18 (15000 VOLTS) EFFLUENT 1 S0750	52	W
WWT-E-MNHEL-52WK-01	ANNUAL ELECTRICAL MANHOLE PM	P	S000054MNH18	ELECTRICAL MANHOLE 18 (15000 VOLTS) EFFLUENT 1 S0750	52	W
WWT-E-MNHEL-52WK-01	ANNUAL ELECTRICAL MANHOLE PM	P	S000054MNH18A	ELECTRICAL MANHOLE 18A (15000 VOLTS) EFFLUENT 1 S0750	52	W
WWT-E-MNHEL-52WK-01	ANNUAL ELECTRICAL MANHOLE PM	P	S000054MNH19	ELECTRICAL MANHOLE 19 (15000 VOLTS) UNOX CONTROL 5-8 S2629	52	W
WWT-E-MNHEL-52WK-01	ANNUAL ELECTRICAL MANHOLE PM	P	S000054MNH20	ELECTRICAL MANHOLE 20 (15000 VOLTS) SUB STA 15-16 S0780/S0781	52	W
WWT-E-MNHEL-52WK-01	ANNUAL ELECTRICAL MANHOLE PM	P	S000054MNH21	ELECTRICAL MANHOLE 21 (15000 VOLTS) DRYING BEDS S0715	52	W
WWT-E-MNHEL-52WK-01	ANNUAL ELECTRICAL MANHOLE PM	P	S000054MNH22	ELECTRICAL MANHOLE 22 (15000 VOLTS) SLUDGE DEWATERING S0710	52	W
WWT-E-MNHEL-52WK-01	ANNUAL ELECTRICAL MANHOLE PM	P	S000054MNH23	ELECTRICAL MANHOLE 23 (15000 VOLTS) SUB STA 7A-8A S0786/S0787	52	W
WWT-E-MNHEL-52WK-01	ANNUAL ELECTRICAL MANHOLE PM	P	S000054MNH81	ELECTRICAL MANHOLE 81 (15000 VOLTS) EFFLUENT 1 S0750	52	W
WWT-E-MNHEL-52WK-01	ANNUAL ELECTRICAL MANHOLE PM	P	S000054MNH82	ELECTRICAL MANHOLE 82 (15000 VOLTS) CCC 4 S0748	52	W
WWT-E-MNHEL-52WK-01	ANNUAL ELECTRICAL MANHOLE PM	P	S000054MNH83	ELECTRICAL MANHOLE 83 (15000 VOLTS) CO GEN BLDG S0735	52	W
WWT-E-MNHEL-52WK-01	ANNUAL ELECTRICAL MANHOLE PM	P	S000054MNH84	ELECTRICAL MANHOLE 84 (15000 VOLTS) EFFLUENT 1 S0750 (W)	52	W
WWT-E-MNHEL-52WK-01	ANNUAL ELECTRICAL MANHOLE PM	P	S000054MNH85	ELECTRICAL MANHOLE 85 (15000 VOLTS) EFFLUENT 1 S0750 (W)	52	W
WWT-E-MNHEL-52WK-01	ANNUAL ELECTRICAL MANHOLE PM	P	S000054MNH86	ELECTRICAL MANHOLE 86 (15000 VOLTS) CORNER OF DR. E & G	52	W
WWT-E-MNHEL-52WK-01	ANNUAL ELECTRICAL MANHOLE PM	P	S000054MNH87	ELECTRICAL MANHOLE 87 (15000 VOLTS) CORNER OF DR. C & G	52	W
WWT-E-MNHEL-52WK-01	ANNUAL ELECTRICAL MANHOLE PM	P	S000055MNH40	ELECTRICAL MANHOLE 40 (480 VOLTS) MAIN SWITCHGEAR 1 S0765 (W)	52	W
WWT-E-MNHEL-52WK-01	ANNUAL ELECTRICAL MANHOLE PM	P	S000055MNH50	ELECTRICAL MANHOLE 50 (480 VOLTS) MAIN SWITCHGEAR 1 S0765 (SE)	52	W

WWT-E-MNH51	ANNUAL ELECTRICAL MANHOLE PM	P	S000055MNH51	ELECTRICAL MANHOLE 51 (480 VOLTS) UNOX CONTROL 1-4 S1629	52	W
WWT-E-MNH52	ANNUAL ELECTRICAL MANHOLE PM	P	S000055MNH52	ELECTRICAL MANHOLE 52 (480 VOLTS) GEN. 5 (N)	52	W
WWT-E-MNH53	ANNUAL ELECTRICAL MANHOLE PM	P	S000055MNH53	ELECTRICAL MANHOLE 53 (480 VOLTS) GRIT BLDG 1 S0601	52	W
WWT-E-MNH54	ANNUAL ELECTRICAL MANHOLE PM	P	S000055MNH54	ELECTRICAL MANHOLE 54 (480 VOLTS) UNOX CONTROL 5-8 S2629 (S)	52	W
WWT-E-MNH55	ANNUAL ELECTRICAL MANHOLE PM	P	S000055MNH55	ELECTRICAL MANHOLE 55 (480 VOLTS) DRYING BEDS CORNER OF DRIVE G & B	52	W
WWT-E-MNH55C	ANNUAL ELECTRICAL MANHOLE PM	P	S000055MNH55C	ELECTRICAL MANHOLE 55C (480 VOLTS) FILTRATE BLDG S0714 ROAD A (WEST)	52	W
WWT-E-MNH56	ANNUAL ELECTRICAL MANHOLE PM	P	S000055MNH56	ELECTRICAL MANHOLE 56 (480 VOLTS) SUB STA 11-12 S0776/S0777	52	W
WWT-E-MNH56A	ANNUAL ELECTRICAL MANHOLE PM	P	S000055MNH56A	ELECTRICAL MANHOLE 56A (480 VOLTS) SUB STA 9-10 S0774/S0775	52	W
WWT-E-MNH56B	ANNUAL ELECTRICAL MANHOLE PM	P	S000055MNH56B	ELECTRICAL MANHOLE 56B (480 VOLTS) CLARIFIER 2 S0642	52	W
WWT-E-MNH57	ANNUAL ELECTRICAL MANHOLE PM	P	S000055MNH57	ELECTRICAL MANHOLE 57 (480 VOLTS) SUB STA 11-12 S0776/S0777	52	W
WWT-E-MNH57A	ANNUAL ELECTRICAL MANHOLE PM	P	S000055MNH57A	ELECTRICAL MANHOLE 57A (480 VOLTS) MAINT BLDG S0005 (S)	52	W
WWT-E-MNH58	ANNUAL ELECTRICAL MANHOLE PM	P	S000055MNH58	ELECTRICAL MANHOLE 58 (480 VOLTS) MAINT BLDG S0005 (W)	52	W
WWT-E-MNH59	ANNUAL ELECTRICAL MANHOLE PM	P	S000055MNH59	ELECTRICAL MANHOLE 59 (480 VOLTS) MAINT BLDG S0005 (SW)	52	W
WWT-E-MNH60	ANNUAL ELECTRICAL MANHOLE PM	P	S000055MNH60	ELECTRICAL MANHOLE 60 (480 VOLTS) CHLORINE BLDG 1 S0740 (N)	52	W
WWT-E-MNH62	ANNUAL ELECTRICAL MANHOLE PM	P	S000055MNH62	ELECTRICAL MANHOLE 62 (480 VOLTS) DIGESTER TANK 4 S0678	52	W
WWT-E-MNH63	ANNUAL ELECTRICAL MANHOLE PM	P	S000055MNH63	ELECTRICAL MANHOLE 63 (480 VOLTS) DIGESTER TANK 2 S0676	52	W
WWT-E-MNH64	ANNUAL ELECTRICAL MANHOLE PM	P	S000055MNH64	ELECTRICAL MANHOLE 64 (480 VOLTS) DIGESTER TANK 8 S0684	52	W
WWT-E-MNH65	ANNUAL ELECTRICAL MANHOLE PM	P	S000055MNH65	ELECTRICAL MANHOLE 65 (480 VOLTS) MAINT STORAGE S0730	52	W
WWT-E-MNH65A	ANNUAL ELECTRICAL MANHOLE PM	P	S000055MNH65A	ELECTRICAL MANHOLE 65A (480 VOLTS) CCC 1 S0745 (E)	52	W
WWT-E-MNH66	ANNUAL ELECTRICAL MANHOLE PM	P	S000055MNH66	ELECTRICAL MANHOLE 66 (480 VOLTS) MAINT STORAGE S0730 (N)	52	W
WWT-E-MNH67	ANNUAL ELECTRICAL MANHOLE PM	P	S000055MNH67	ELECTRICAL MANHOLE 67 (480 VOLTS) ADMIN BLDG S0001 (S)	52	W
WWT-E-MNH68	ANNUAL ELECTRICAL MANHOLE PM	P	S000055MNH68	ELECTRICAL MANHOLE 68 (480 VOLTS) CCC 4 S0748	52	W
WWT-E-MNH68A	ANNUAL ELECTRICAL MANHOLE PM	P	S000055MNH68A	ELECTRICAL MANHOLE 68A (480 VOLTS) CO-GEN S0735 (E)	52	W
WWT-E-MNH69	ANNUAL ELECTRICAL MANHOLE PM	P	S000055MNH69	ELECTRICAL MANHOLE 69 (480 VOLTS) EFFLUENT 1 S0750 (W)	52	W
WWT-E-MNH70	ANNUAL ELECTRICAL MANHOLE PM	P	S000055MNH70	ELECTRICAL MANHOLE 70 (480 VOLTS) SUB STA 9-10 S0774/S0775 (W)	52	W
WWT-E-MNH71	ANNUAL ELECTRICAL MANHOLE PM	P	S000055MNH71	ELECTRICAL MANHOLE 71 (480 VOLTS) CLARIFIER 4 S0644 (N)	52	W
WWT-E-MNH72	ANNUAL ELECTRICAL MANHOLE PM	P	S000055MNH72	ELECTRICAL MANHOLE 72 (480 VOLTS) CLARIFIER 4 S0644 (SW)	52	W

WWT-E-MNHEL-52WK-01	ANNUAL ELECTRICAL MANHOLE PM	P	S000055MNH73	ELECTRICAL MANHOLE 73 (480 VOLTS) RETURN SLUDGE STA 2 S0652 (E)	52	W
WWT-E-MNHEL-52WK-01	ANNUAL ELECTRICAL MANHOLE PM	P	S000055MNH74	ELECTRICAL MANHOLE 74 (480 VOLTS) UNOX CONTROL 5-8 S2629 (S)	52	W
WWT-E-MNHEL-52WK-01	ANNUAL ELECTRICAL MANHOLE PM	P	S000055MNH75	ELECTRICAL MANHOLE 75 (480 VOLTS) SUB STA 15-16 S0780/S0781 (SE)	52	W
WWT-E-MNHEL-52WK-01	ANNUAL ELECTRICAL MANHOLE PM	P	S000055MNH76	ELECTRICAL MANHOLE 76 (480 VOLTS) SUB STA 15-16 S0780/S0781 (E)	52	W
WWT-E-MNHEL-52WK-01	ANNUAL ELECTRICAL MANHOLE PM	P	S000055MNH77	ELECTRICAL MANHOLE 77 (480 VOLTS) AIR SCRUBBER 3 S0608 (SW)	52	W
WWT-E-MNHEL-52WK-01	ANNUAL ELECTRICAL MANHOLE PM	P	S000055MNH78	ELECTRICAL MANHOLE 78 (480 VOLTS) GRIT BLDG 2 S0602 (SE)	52	W
WWT-E-MNHEL-52WK-01	ANNUAL ELECTRICAL MANHOLE PM	P	S000055MNH79	ELECTRICAL MANHOLE 79 (480 VOLTS) GRIT BLDG 2 S0602 (E)	52	W
WWT-E-MTRI-52WK-01	ANNUAL INDUCTION MOTOR PM	P	S075242MTR13	EFFLUENT PUMP 13 MOTOR	52	W
WWT-E-MTRI-52WK-01	ANNUAL INDUCTION MOTOR PM	P	S075242MTR14	EFFLUENT PUMP 14 MOTOR	52	W
WWT-E-MTRI-52WK-01	ANNUAL INDUCTION MOTOR PM	P	S075242MTR15	EFFLUENT PUMP 15 MOTOR	52	W
WWT-E-MTRI-52WK-01	ANNUAL INDUCTION MOTOR PM	P	S075242MTR16	EFFLUENT PUMP 16 MOTOR	52	W
WWT-E-MTRI-52WK-01	ANNUAL INDUCTION MOTOR PM	P	S075242MTR17	EFFLUENT PUMP 17 MOTOR	52	W
WWT-E-MTRI-52WK-01	ANNUAL INDUCTION MOTOR PM	P	S075242MTR18	EFFLUENT PUMP 18 MOTOR	52	W
WWT-E-MTRI-52WK-02	ANNUAL INDUCTION MOTOR OIL CHANGE	P	C0616XJMTR1	O2 COMP 1 MOTOR	52	W
WWT-E-MTRI-52WK-02	ANNUAL INDUCTION MOTOR OIL CHANGE	P	C0616XJMTR2	O2 COMP 2 MOTOR	52	W
WWT-E-MTRI-52WK-02	ANNUAL INDUCTION MOTOR OIL CHANGE	P	C0617XJMTRAC3	O2 COMP 3 MOTOR	52	W
WWT-E-MTRI-52WK-02	ANNUAL INDUCTION MOTOR OIL CHANGE	P	C075042MTR1	EFFLUENT PUMP 1 MOTOR	52	W
WWT-E-MTRI-52WK-02	ANNUAL INDUCTION MOTOR OIL CHANGE	P	C075042MTR2	EFFLUENT PUMP 2 MOTOR	52	W
WWT-E-MTRI-52WK-02	ANNUAL INDUCTION MOTOR OIL CHANGE	P	C075042MTR3	EFFLUENT PUMP 3 MOTOR	52	W
WWT-E-MTRI-52WK-02	ANNUAL INDUCTION MOTOR OIL CHANGE	P	C075042MTR4	EFFLUENT PUMP 4 MOTOR	52	W
WWT-E-MTRI-52WK-02	ANNUAL INDUCTION MOTOR OIL CHANGE	P	C075042MTR5	EFFLUENT PUMP 5 MOTOR	52	W
WWT-E-MTRI-52WK-02	ANNUAL INDUCTION MOTOR OIL CHANGE	P	C075042MTR6	EFFLUENT PUMP 6 MOTOR	52	W
WWT-E-MTRI-52WK-02	ANNUAL INDUCTION MOTOR OIL CHANGE	P	C075042MTR7	EFFLUENT PUMP 7 MOTOR	52	W
WWT-E-MTRI-52WK-02	ANNUAL INDUCTION MOTOR OIL CHANGE	P	C075042MTR8	EFFLUENT PUMP 8 MOTOR	52	W
WWT-E-MTRI-52WK-02	ANNUAL INDUCTION MOTOR OIL CHANGE	P	CP00162MTRMP1	PMP STA 0001 MAIN PUMP 1 MOTOR	52	W
WWT-E-MTRI-52WK-02	ANNUAL INDUCTION MOTOR OIL CHANGE	P	CP00162MTRMP2	PMP STA 0001 MAIN PUMP 2 MOTOR	52	W
WWT-E-MTRI-52WK-02	ANNUAL INDUCTION MOTOR OIL CHANGE	P	CP00162MTRMP3	PMP STA 0001 MAIN PUMP 3 MOTOR	52	W

WWT-E-MTRI-52WK-02	ANNUAL INDUCTION MOTOR OIL CHANGE	P	CP00162MTRMP4	PMP STA 0001 MAIN PUMP 4 MOTOR	52	W
WWT-E-MTRI-52WK-02	ANNUAL INDUCTION MOTOR OIL CHANGE	P	CP00162MTRMP5	PMP STA 0001 MAIN PUMP 5 MOTOR	52	W
WWT-E-MTRI-52WK-02	ANNUAL INDUCTION MOTOR OIL CHANGE	P	CP00162MTRMP6	PMP STA 0001 MAIN PUMP 6 MOTOR	52	W
WWT-E-MTRI-52WK-02	ANNUAL INDUCTION MOTOR OIL CHANGE	P	CP00162MTRMP7	PMP STA 0001 MAIN PUMP 7 MOTOR	52	W
WWT-E-MTRI-52WK-02	ANNUAL INDUCTION MOTOR OIL CHANGE	P	CP00162MTRMP8	PMP STA 0001 MAIN PUMP 8 MOTOR	52	W
WWT-E-MTRI-52WK-02	ANNUAL INDUCTION MOTOR OIL CHANGE	P	N0616XJMTRAC3	O2 COMP 3 MOTOR	52	W
WWT-E-MTRI-52WK-02	ANNUAL INDUCTION MOTOR OIL CHANGE	P	N0617XJMTRAC5	O2 COMP 5 MOTOR	52	W
WWT-E-MTRI-52WK-02	ANNUAL INDUCTION MOTOR OIL CHANGE	P	N075042MTR1	EFFLUENT PUMP 1 MOTOR	52	W
WWT-E-MTRI-52WK-02	ANNUAL INDUCTION MOTOR OIL CHANGE	P	N075042MTR2	EFFLUENT PUMP 2 MOTOR	52	W
WWT-E-MTRI-52WK-02	ANNUAL INDUCTION MOTOR OIL CHANGE	P	N075042MTR3	EFFLUENT PUMP 3 MOTOR	52	W
WWT-E-MTRI-52WK-02	ANNUAL INDUCTION MOTOR OIL CHANGE	P	N075042MTR4	EFFLUENT PUMP 4 MOTOR	52	W
WWT-E-MTRI-52WK-02	ANNUAL INDUCTION MOTOR OIL CHANGE	P	N075042MTR5	EFFLUENT PUMP 5 MOTOR	52	W
WWT-E-MTRI-52WK-02	ANNUAL INDUCTION MOTOR OIL CHANGE	P	N075042MTR6	EFFLUENT PUMP 6 MOTOR	52	W
WWT-E-MTRI-52WK-02	ANNUAL INDUCTION MOTOR OIL CHANGE	P	N080042MTRIP1	INJ WELL PUMP STA PUMP 1 MOTOR	52	W
WWT-E-MTRI-52WK-02	ANNUAL INDUCTION MOTOR OIL CHANGE	P	N080042MTRIP2	INJ WELL PUMP STA PUMP 2 MOTOR	52	W
WWT-E-MTRI-52WK-02	ANNUAL INDUCTION MOTOR OIL CHANGE	P	N080042MTRIP3	INJ WELL PUMP STA PUMP 3 MOTOR	52	W
WWT-E-MTRI-52WK-02	ANNUAL INDUCTION MOTOR OIL CHANGE	P	N080042MTRIP4	INJ WELL PUMP STA PUMP 4 MOTOR	52	W
WWT-E-MTRI-52WK-02	ANNUAL INDUCTION MOTOR OIL CHANGE	P	N1616XJMTRAC1	O2 COMP 1 MOTOR	52	W
WWT-E-MTRI-52WK-02	ANNUAL INDUCTION MOTOR OIL CHANGE	P	N2616XJMTRAC2	O2 COMP 2 MOTOR	52	W
WWT-E-MTRI-52WK-02	ANNUAL INDUCTION MOTOR OIL CHANGE	P	N3617XJMTRAC4	O2 COMP 4 MOTOR	52	W
WWT-E-MTRI-52WK-02	ANNUAL INDUCTION MOTOR OIL CHANGE	P	S0616XJMTRAC1	O2 COMP 1 MOTOR	52	W
WWT-E-MTRI-52WK-02	ANNUAL INDUCTION MOTOR OIL CHANGE	P	S0616XJMTRAC2	O2 COMP 2 MOTOR	52	W
WWT-E-MTRI-52WK-02	ANNUAL INDUCTION MOTOR OIL CHANGE	P	S0617XJMTRAC3	O2 COMP 3 MOTOR	52	W
WWT-E-MTRI-52WK-02	ANNUAL INDUCTION MOTOR OIL CHANGE	P	S075042MTR1	EFFLUENT PUMP 1 MOTOR	52	W
WWT-E-MTRI-52WK-02	ANNUAL INDUCTION MOTOR OIL CHANGE	P	S075042MTR10	EFFLUENT PUMP 10 MOTOR	52	W
WWT-E-MTRI-52WK-02	ANNUAL INDUCTION MOTOR OIL CHANGE	P	S075042MTR11	EFFLUENT PUMP 11 MOTOR	52	W
WWT-E-MTRI-52WK-02	ANNUAL INDUCTION MOTOR OIL CHANGE	P	S075042MTR12	EFFLUENT PUMP 12 MOTOR	52	W



WWT-E-MTRI-52WK-02	ANNUAL INDUCTION MOTOR OIL CHANGE	P	S075042MTR2	EFFLUENT PUMP 2 MOTOR	52	W
WWT-E-MTRI-52WK-02	ANNUAL INDUCTION MOTOR OIL CHANGE	P	S075042MTR3	EFFLUENT PUMP 3 MOTOR	52	W
WWT-E-MTRI-52WK-02	ANNUAL INDUCTION MOTOR OIL CHANGE	P	S075042MTR4	EFFLUENT PUMP 4 MOTOR	52	W
WWT-E-MTRI-52WK-02	ANNUAL INDUCTION MOTOR OIL CHANGE	P	S075042MTR5	EFFLUENT PUMP 5 MOTOR	52	W
WWT-E-MTRI-52WK-02	ANNUAL INDUCTION MOTOR OIL CHANGE	P	S075042MTR6	EFFLUENT PUMP 6 MOTOR	52	W
WWT-E-MTRI-52WK-02	ANNUAL INDUCTION MOTOR OIL CHANGE	P	S075042MTR7	EFFLUENT PUMP 7 MOTOR	52	W
WWT-E-MTRI-52WK-02	ANNUAL INDUCTION MOTOR OIL CHANGE	P	S075042MTR8	EFFLUENT PUMP 8 MOTOR	52	W
WWT-E-MTRI-52WK-02	ANNUAL INDUCTION MOTOR OIL CHANGE	P	S075042MTR9	EFFLUENT PUMP 9 MOTOR	52	W
WWT-E-MTRI-52WK-02	ANNUAL INDUCTION MOTOR OIL CHANGE	P	S075242MTR13	EFFLUENT PUMP 13 MOTOR	52	W
WWT-E-MTRI-52WK-02	ANNUAL INDUCTION MOTOR OIL CHANGE	P	S075242MTR14	EFFLUENT PUMP 14 MOTOR	52	W
WWT-E-MTRI-52WK-02	ANNUAL INDUCTION MOTOR OIL CHANGE	P	S075242MTR15	EFFLUENT PUMP 15 MOTOR	52	W
WWT-E-MTRI-52WK-02	ANNUAL INDUCTION MOTOR OIL CHANGE	P	S075242MTR16	EFFLUENT PUMP 16 MOTOR	52	W
WWT-E-MTRI-52WK-02	ANNUAL INDUCTION MOTOR OIL CHANGE	P	S075242MTR17	EFFLUENT PUMP 17 MOTOR	52	W
WWT-E-MTRI-52WK-02	ANNUAL INDUCTION MOTOR OIL CHANGE	P	S075242MTR18	EFFLUENT PUMP 18 MOTOR	52	W
WWT-E-PNLC-52WK-01	ANNUAL CONTROL PANEL PM	P	N060405PNLPSWPC	PLANT SANITARY WASTE PUMP CONTROL PANEL	52	W
WWT-E-PNLC-52WK-01	ANNUAL CONTROL PANEL PM	P	N080009PNLHPS	INJ WELL PUMP STA HYDROPNEUMATIC SYSTEM CNTL PANEL	52	W
WWT-E-PNLC-52WK-01	ANNUAL CONTROL PANEL PM	P	N080009PNLSCS	SURGE CONTROL SYSTEM CONTROL PANEL	52	W
WWT-E-PNLC-52WK-01	ANNUAL CONTROL PANEL PM	P	N080042PNLIP1	INJ WELL PUMP STA PUMP 1 DRIVE CONTROL PANEL	52	W
WWT-E-PNLC-52WK-01	ANNUAL CONTROL PANEL PM	P	N080042PNLIP2	INJ WELL PUMP STA PUMP 2 DRIVE CONTROL PANEL	52	W
WWT-E-PNLC-52WK-01	ANNUAL CONTROL PANEL PM	P	N080042PNLIP3	INJ WELL PUMP STA PUMP 3 DRIVE CONTROL PANEL	52	W
WWT-E-PNLC-52WK-01	ANNUAL CONTROL PANEL PM	P	N080042PNLIP4	INJ WELL PUMP STA PUMP 4 DRIVE CONTROL PANEL	52	W
WWT-E-PNLC-52WK-01	ANNUAL CONTROL PANEL PM	P	N265105PNLSPCC	SUMP PUMPS 3 & 4 CONTROL CABINET	52	W
WWT-E-PNLC-52WK-01	ANNUAL CONTROL PANEL PM	P	N265119PNLSWWLC	SCUM WELL LEVEL CONTROL PANEL	52	W
WWT-E-PNLC-52WK-01	ANNUAL CONTROL PANEL PM	P	N361709PNLMCP	O2 PLT 3 MAIN CONTROL PANEL	52	W
WWT-E-RGLVT-52WK-01	ANNUAL VOLTAGE REGULATOR PM	P	S073552RGL2	CO-GEN ENGINE 2 GEN VOLTAGE REGULATOR	52	W
WWT-E-RGLVT-52WK-01	ANNUAL VOLTAGE REGULATOR PM	P	S073552RGL3	CO-GEN ENGINE 3 GEN VOLTAGE REGULATOR	52	W
WWT-E-RGLVT-52WK-01	ANNUAL VOLTAGE REGULATOR PM	P	S076564RGLA1VR	GEN 2 STATIC VOLTAGE REGULATOR VR	52	W

WWT-E-RGLVT-52WK-01	ANNUAL VOLTAGE REGULATOR PM	P	S076564RGLB1VR	GEN 1 STATIC VOLTAGE REGULATOR VR	52	W
WWT-E-RGLVT-52WK-01	ANNUAL VOLTAGE REGULATOR PM	P	S076564RGLB2VR	GEN 3 STATIC VOLTAGE REGULATOR VR	52	W
WWT-E-RGLVT-52WK-01	ANNUAL VOLTAGE REGULATOR PM	P	S076564RGLB3VR	GEN 4 STATIC VOLTAGE REGULATOR VR	52	W
WWT-E-RGLVT-52WK-01	ANNUAL VOLTAGE REGULATOR PM	P	S076564RGLB4VR	GEN B4 STATIC VOLTAGE REGULATOR VR	52	W
WWT-E-SWG-52WK-01	ANNUAL 480 VOLT SWITCHGEAR PM	P	S000555SWGMD	MAIN DISTRIBUTION CENTER	52	W
WWT-E-SWG-52WK-01	ANNUAL 480 VOLT SWITCHGEAR PM	P	S076655SWGGA	MAIN DISTRIBUTION CENTER A	52	W
WWT-E-SWG-52WK-01	ANNUAL 480 VOLT SWITCHGEAR PM	P	S076755SWGGB	MAIN DISTRIBUTION CENTER B	52	W
WWT-E-SWG-52WK-01	ANNUAL 480 VOLT SWITCHGEAR PM	P	S077255SWGGA	MAIN DISTRIBUTION CENTER A	52	W
WWT-E-SWG-52WK-01	ANNUAL 480 VOLT SWITCHGEAR PM	P	S077255SWGGA07A	MAIN DISTRIBUTION CENTER A	52	W
WWT-E-SWG-52WK-01	ANNUAL 480 VOLT SWITCHGEAR PM	P	S077355SWGGB	MAIN DISTRIBUTION CENTER B	52	W
WWT-E-SWG-52WK-01	ANNUAL 480 VOLT SWITCHGEAR PM	P	S077355SWGB08A	MAIN DISTRIBUTION CENTER B	52	W
WWT-E-SWG-52WK-01	ANNUAL 480 VOLT SWITCHGEAR PM	P	S077455SWGGA	MAIN DISTRIBUTION CENTER A	52	W
WWT-E-SWG-52WK-01	ANNUAL 480 VOLT SWITCHGEAR PM	P	S077555SWGGB	MAIN DISTRIBUTION CENTER B	52	W
WWT-E-SWG-52WK-01	ANNUAL 480 VOLT SWITCHGEAR PM	P	S077655SWGGA	MAIN DISTRIBUTION CENTER A	52	W
WWT-E-SWG-52WK-01	ANNUAL 480 VOLT SWITCHGEAR PM	P	S077755SWGGB	MAIN DISTRIBUTION CENTER B	52	W
WWT-E-SWG-52WK-02	ANNUAL 4160 AND 13200 VOLTS SWITCHGEAR PM	P	C076554SWG15KVA	MAIN 13,200 V SWITCHGEAR BANK A	52	W
WWT-E-SWG-52WK-02	ANNUAL 4160 AND 13200 VOLTS SWITCHGEAR PM	P	C076554SWG15KVB	MAIN 13,200 V SWITCHGEAR BANK B	52	W
WWT-E-SWG-52WK-02	ANNUAL 4160 AND 13200 VOLTS SWITCHGEAR PM	P	C076564SWG5KVGCS	GENERATOR COMPARTMNET 5KV SWITCHGEAR	52	W
WWT-E-SWG-52WK-02	ANNUAL 4160 AND 13200 VOLTS SWITCHGEAR PM	P	C076564SWG5KVGUSU	OUTPUT TIE BREAKER 1A & 1B 5KV SWITCHGEAR (GSU)	52	W
WWT-E-SWG-52WK-02	ANNUAL 4160 AND 13200 VOLTS SWITCHGEAR PM	P	C173552SWGASR	MASTER CONTROL CUBICLE AUTO SYNCHRONIZER RELAY	52	W
WWT-E-SWG-52WK-02	ANNUAL 4160 AND 13200 VOLTS SWITCHGEAR PM	P	C173552SWG MCC	5KV SWITCHGEAR MASTER CONTROL CUBICLE	52	W
WWT-E-SWG-52WK-02	ANNUAL 4160 AND 13200 VOLTS SWITCHGEAR PM	P	C173552SWG VSR	MASTER CONTROL RELAY VERY SYNCHRONIZER RELAY	52	W
WWT-E-SWG-52WK-02	ANNUAL 4160 AND 13200 VOLTS SWITCHGEAR PM	P	CP00154SWG E	MAIN FEEDER EAST	52	W
WWT-E-SWG-52WK-02	ANNUAL 4160 AND 13200 VOLTS SWITCHGEAR PM	P	CP00154SWG TS	EAST/WEST MAIN FEEDERS TIE SWITCH	52	W
WWT-E-SWG-52WK-02	ANNUAL 4160 AND 13200 VOLTS SWITCHGEAR PM	P	CP00154SWG W	MAIN FEEDER WEST	52	W
WWT-E-SWG-52WK-02	ANNUAL 4160 AND 13200 VOLTS SWITCHGEAR PM	P	N060154SWG	4160 V MAIN SWITCHGEAR	52	W
WWT-E-SWG-52WK-02	ANNUAL 4160 AND 13200 VOLTS SWITCHGEAR PM	P	N060454SWG5KVS N	NORTH 4160V SWITCHGEAR	52	W

WWT-E-SWG-52WK-02	ANNUAL 4160 AND 13200 VOLTS SWITCHGEAR PM	P	N060454SWG5KVSS	SOUTH 4160V SWITCHGEAR	52	W
WWT-E-SWG-52WK-02	ANNUAL 4160 AND 13200 VOLTS SWITCHGEAR PM	P	N061654SWG5KVS	OXYGENATION FACILITY 1 MAIN SWITCHGEAR 4160V	52	W
WWT-E-SWG-52WK-02	ANNUAL 4160 AND 13200 VOLTS SWITCHGEAR PM	P	N061754SWG	OXYGEN FACILITY 2 MAIN SWITCHGEAR 4160V	52	W
WWT-E-SWG-52WK-02	ANNUAL 4160 AND 13200 VOLTS SWITCHGEAR PM	P	N076554SWG5KV	MAIN 4160 V SWITCHGEAR & TRANSFER SWITCH CABINET	52	W
WWT-E-SWG-52WK-02	ANNUAL 4160 AND 13200 VOLTS SWITCHGEAR PM	P	N076564SWGEGS	EMERGENCY GENERATOR SWITCHGEAR	52	W
WWT-E-SWG-52WK-02	ANNUAL 4160 AND 13200 VOLTS SWITCHGEAR PM	P	N076564SWGMCU	EMERGENCY GENERATOR MASTER CONTROL UNIT	52	W
WWT-E-SWG-52WK-02	ANNUAL 4160 AND 13200 VOLTS SWITCHGEAR PM	P	N080054SWGIVS	INJ WELL PUMP STA MAIN SWITCHGEAR 4160V	52	W
WWT-E-SWG-52WK-02	ANNUAL 4160 AND 13200 VOLTS SWITCHGEAR PM	P	N165154SWGPF	MAIN DISCONNECT 4160V PRIMARY FEEDER	52	W
WWT-E-SWG-52WK-02	ANNUAL 4160 AND 13200 VOLTS SWITCHGEAR PM	P	S061654SWG02M	O2 COMP MOTORS 4160 VOLTAGE SWITCHGEAR	52	W
WWT-E-SWG-52WK-02	ANNUAL 4160 AND 13200 VOLTS SWITCHGEAR PM	P	S061754SWG02M	O2 COMP MOTORS 4160 VOLTAGE SWITCHGEAR	52	W
WWT-E-SWG-52WK-02	ANNUAL 4160 AND 13200 VOLTS SWITCHGEAR PM	P	S073552SWG	GENERATOR SWITCHGEAR 4160 VOLTS	52	W
WWT-E-SWG-52WK-02	ANNUAL 4160 AND 13200 VOLTS SWITCHGEAR PM	P	S075054SWG01	SWITCHGEAR 1 13200V	52	W
WWT-E-SWG-52WK-02	ANNUAL 4160 AND 13200 VOLTS SWITCHGEAR PM	P	S075054SWG02	SWITCHGEAR 2 13200V	52	W
WWT-E-SWG-52WK-02	ANNUAL 4160 AND 13200 VOLTS SWITCHGEAR PM	P	S075054SWG05	SWITCHGEAR 5 13200V	52	W
WWT-E-SWG-52WK-02	ANNUAL 4160 AND 13200 VOLTS SWITCHGEAR PM	P	S075054SWG06	SWITCHGEAR 6 13200V	52	W
WWT-E-SWG-52WK-02	ANNUAL 4160 AND 13200 VOLTS SWITCHGEAR PM	P	S075054SWG08	SWITCHGEAR 8 13200V	52	W
WWT-E-SWG-52WK-02	ANNUAL 4160 AND 13200 VOLTS SWITCHGEAR PM	P	S075054SWGPT	SWITCHGEAR 8 13200V PT	52	W
WWT-E-SWG-52WK-02	ANNUAL 4160 AND 13200 VOLTS SWITCHGEAR PM	P	S075055SWGPT	SWITCHGEAR 8 4160V PT	52	W
WWT-E-SWG-52WK-02	ANNUAL 4160 AND 13200 VOLTS SWITCHGEAR PM	P	S076554SWG15	SUBSTATION 15 13200 VOLTS	52	W
WWT-E-SWG-52WK-02	ANNUAL 4160 AND 13200 VOLTS SWITCHGEAR PM	P	S076554SWG16	SUBSTATION 16 13200 VOLTS	52	W
WWT-E-SWG-52WK-02	ANNUAL 4160 AND 13200 VOLTS SWITCHGEAR PM	P	S076554SWGFA	SWITCHGEAR FEEDER A 13200 VOLTS	52	W
WWT-E-SWG-52WK-02	ANNUAL 4160 AND 13200 VOLTS SWITCHGEAR PM	P	S076554SWGFB	SWITCHGEAR FEEDER B 13200 VOLTS	52	W
WWT-E-SWTPT-52WK-01	ANNUAL POWER TRANSFER SWITCH INSPECTION	P	C075055SWTMCC	MOTOR CONTROL CENTER TRANSFER SWITCH	52	W
WWT-E-SWTPT-52WK-01	ANNUAL POWER TRANSFER SWITCH INSPECTION	P	C274055SWT	TRANSFER SWITCH	52	W
WWT-E-SWTPT-52WK-01	ANNUAL POWER TRANSFER SWITCH INSPECTION	P	CP00164SWTEGSA	PMP STA 0001 EMER GENERATORS TRANSFER SWITCH A	52	W
WWT-E-SWTPT-52WK-01	ANNUAL POWER TRANSFER SWITCH INSPECTION	P	CP00164SWTEGSB	PMP STA 0001 EMER GENERATORS TRANSFER SWITCH B	52	W
WWT-E-SWTPT-52WK-01	ANNUAL POWER TRANSFER SWITCH INSPECTION	P	S075055SWT1	AUTOMATIC TRANSFER SWITCH 1 480V LP1 & EP1	52	W

WWT-E-SWTP-52WK-01	ANNUAL POWER TRANSFER SWITCH INSPECTION	P	S075055SWT2	AUTOMATIC TRANSFER SWITCH 2 480V L1	52	W
WWT-E-SWTP-52WK-01	ANNUAL POWER TRANSFER SWITCH INSPECTION	P	S075055SWT3	AUTOMATIC TRANSFER SWITCH 3 480V LP2 & L2	52	W
WWT-E-SWTP-52WK-01	ANNUAL POWER TRANSFER SWITCH INSPECTION	P	S076564SWTB4TS	GEN B4 AUTOMATIC TRANSFER SWITCH	52	W
WWT-E-TRND-52WK-01	ANNUAL DRY STEPDOWN TRANSFORMER	P	C000155TRN1	STEPDOWN TRANSFORMER 1 480-120/208V	52	W
WWT-E-TRND-52WK-01	ANNUAL DRY STEPDOWN TRANSFORMER	P	C000155TRN2	STEPDOWN TRANSFORMER 2 480-120/208V	52	W
WWT-E-TRND-52WK-01	ANNUAL DRY STEPDOWN TRANSFORMER	P	C000355TRNMT	MAIN WAREHOUSE 1 MAIN LIGHTING TRANSF 480-120/208V	52	W
WWT-E-TRND-52WK-01	ANNUAL DRY STEPDOWN TRANSFORMER	P	C000555TRNT1	STEPDOWN TRANSFORMER T1 480/120-208V	52	W
WWT-E-TRND-52WK-01	ANNUAL DRY STEPDOWN TRANSFORMER	P	C000555TRNT2	STEPDOWN TRANSFORMER T2 480/120-208V	52	W
WWT-E-TRND-52WK-01	ANNUAL DRY STEPDOWN TRANSFORMER	P	C000555TRNT3	STEPDOWN TRANSFORMER T3 480/120-208V	52	W
WWT-E-TRND-52WK-01	ANNUAL DRY STEPDOWN TRANSFORMER	P	C000555TRNT4	STEPDOWN TRANSFORMER T4 480/120-208V	52	W
WWT-E-TRND-52WK-01	ANNUAL DRY STEPDOWN TRANSFORMER	P	C000555TRNT5	STEPDOWN TRANSFORMER T5 480/120-208V	52	W
WWT-E-TRND-52WK-01	ANNUAL DRY STEPDOWN TRANSFORMER	P	C061655TRNT	STEPDOWN TRANSFORMER 480-120/208V	52	W
WWT-E-TRND-52WK-01	ANNUAL DRY STEPDOWN TRANSFORMER	P	C061755TRNCP	O2 FAC 2 CONT PWR PNL STEPDOWN TRNSF 480-120/208V	52	W
WWT-E-TRND-52WK-01	ANNUAL DRY STEPDOWN TRANSFORMER	P	C061755TRNT	O2 FAC 2 STEPDOWN TRANSFORMER 480/120-208V	52	W
WWT-E-TRND-52WK-01	ANNUAL DRY STEPDOWN TRANSFORMER	P	C062955TRNPL	STEPDOWN TRANSFORMER 480/120-208 POWER & LIGHTING	52	W
WWT-E-TRND-52WK-01	ANNUAL DRY STEPDOWN TRANSFORMER	P	C071055TRN1	STEPDOWN TRANSFORMER 1 480-120/208V	52	W
WWT-E-TRND-52WK-01	ANNUAL DRY STEPDOWN TRANSFORMER	P	C071055TRN2	STEPDOWN TRANSFORMER 2 480-120/208V	52	W
WWT-E-TRND-52WK-01	ANNUAL DRY STEPDOWN TRANSFORMER	P	C071755TRN1	SLUDGE STORAGE BLDG 2 STEPDOWN TRANSFORMER	52	W
WWT-E-TRND-52WK-01	ANNUAL DRY STEPDOWN TRANSFORMER	P	C075055TRNB	STEPDOWN TRANSFORMER 480-120/208	52	W
WWT-E-TRND-52WK-01	ANNUAL DRY STEPDOWN TRANSFORMER	P	C076555TRNA	STEPDOWN TRANSFORMER PANEL A 480/120-208 V	52	W
WWT-E-TRND-52WK-01	ANNUAL DRY STEPDOWN TRANSFORMER	P	C076555TRNB	STEPDOWN TRANSFORMER PANEL B 480/120-240 V	52	W
WWT-E-TRND-52WK-01	ANNUAL DRY STEPDOWN TRANSFORMER	P	C077355TRNTD	STEPDOWN TRANSFORMER 480/120-208V	52	W
WWT-E-TRND-52WK-01	ANNUAL DRY STEPDOWN TRANSFORMER	P	C077555TRNTD	STEPDOWN TRANSFORMER 480/120-208V	52	W
WWT-E-TRND-52WK-01	ANNUAL DRY STEPDOWN TRANSFORMER	P	C078055TRNTD	STEPDOWN TRANSFORMER 480/120-208V	52	W
WWT-E-TRND-52WK-01	ANNUAL DRY STEPDOWN TRANSFORMER	P	C078255TRNTD	STEPDOWN TRANSFORMER 480/120-208V	52	W
WWT-E-TRND-52WK-01	ANNUAL DRY STEPDOWN TRANSFORMER	P	C078555TRNTD	STEPDOWN TRANSFORMER 480V/120-208	52	W
WWT-E-TRND-52WK-01	ANNUAL DRY STEPDOWN TRANSFORMER	P	C079055TRNT1	STEPDOWN TRANSFORMER 1 480-120/208V	52	W

WWT-E-TRND-52WK-01	ANNUAL DRY STEPDOWN TRANSFORMER	P	C079055TRNT2	STEPDOWN TRANSFORMER 2 480-120/208V	52	W
WWT-E-TRND-52WK-01	ANNUAL DRY STEPDOWN TRANSFORMER	P	C089955TRNT	STEPDOWN TRANSFORMER 480-120/208	52	W
WWT-E-TRND-52WK-01	ANNUAL DRY STEPDOWN TRANSFORMER	P	C160155TRNGB	POWER LIGHTING STEPDOWN TRANSFORMER	52	W
WWT-E-TRND-52WK-01	ANNUAL DRY STEPDOWN TRANSFORMER	P	C160355TRN	SEPTAGE UNLOADING STATION STEPDOWN TRANSFORMER	52	W
WWT-E-TRND-52WK-01	ANNUAL DRY STEPDOWN TRANSFORMER	P	C160655TRNM	STEPDOWN TRANSFORMER 480V 120/208V	52	W
WWT-E-TRND-52WK-01	ANNUAL DRY STEPDOWN TRANSFORMER	P	C160755TRNM	STEPDOWN TRANSFORMER 480V 120/208V	52	W
WWT-E-TRND-52WK-01	ANNUAL DRY STEPDOWN TRANSFORMER	P	C162155TRNAT	STEPDOWN TRANSFORMER 480-120/208V	52	W
WWT-E-TRND-52WK-01	ANNUAL DRY STEPDOWN TRANSFORMER	P	C162955TRNPL	STEPDOWN TRANSFORMER 480/120-208 POWER & LIGHTING	52	W
WWT-E-TRND-52WK-01	ANNUAL DRY STEPDOWN TRANSFORMER	P	C165155TRN1	STEPDOWN TRANSFORMER 480/120-208V	52	W
WWT-E-TRND-52WK-01	ANNUAL DRY STEPDOWN TRANSFORMER	P	C165255TRN2	STEPDOWN TRANSFORMER 480-120/208V	52	W
WWT-E-TRND-52WK-01	ANNUAL DRY STEPDOWN TRANSFORMER	P	C165355TRNT	STEPDOWN TRANSFORMER 480-120/208V	52	W
WWT-E-TRND-52WK-01	ANNUAL DRY STEPDOWN TRANSFORMER	P	C166055TRNT	STEPDOWN TRANSFORMER 480/120-208V	52	W
WWT-E-TRND-52WK-01	ANNUAL DRY STEPDOWN TRANSFORMER	P	C167555TRNT	STEPDOWN TRANSFORMER 480-120/208V	52	W
WWT-E-TRND-52WK-01	ANNUAL DRY STEPDOWN TRANSFORMER	P	C168055TRNT	STEPDOWN TRANSFORMER 480/-120/208	52	W
WWT-E-TRND-52WK-01	ANNUAL DRY STEPDOWN TRANSFORMER	P	C170555TRNAL	GAS SCRUBBER AREA LIGHT STEPDOWN TRN 480/120-208V	52	W
WWT-E-TRND-52WK-01	ANNUAL DRY STEPDOWN TRANSFORMER	P	C173555TRN1A	STEPDOWN TRANSFORMER PANEL 1A 480/120-208	52	W
WWT-E-TRND-52WK-01	ANNUAL DRY STEPDOWN TRANSFORMER	P	C173555TRN2A	STEPDOWN TRANSFORMER PANEL 2A 480/120-208	52	W
WWT-E-TRND-52WK-01	ANNUAL DRY STEPDOWN TRANSFORMER	P	C173555TRNAP	STEPDOWN TRANSFORMER PANEL AP 430/120-208	52	W
WWT-E-TRND-52WK-01	ANNUAL DRY STEPDOWN TRANSFORMER	P	C260155TRNMFB	POWER LIGHTING STEPDOWN TRANSFORMER	52	W
WWT-E-TRND-52WK-01	ANNUAL DRY STEPDOWN TRANSFORMER	P	C260655TRNM	STEPDOWN TRANSFORMER 480V 120/208V	52	W
WWT-E-TRND-52WK-01	ANNUAL DRY STEPDOWN TRANSFORMER	P	C260755TRNM	STEPDOWN TRANSFORMER 480V 120/208V	52	W
WWT-E-TRND-52WK-01	ANNUAL DRY STEPDOWN TRANSFORMER	P	C260855TRNSDT	STEPDOWN TRANSFORMER 480-120/208V	52	W
WWT-E-TRND-52WK-01	ANNUAL DRY STEPDOWN TRANSFORMER	P	C265155TRNT	STEPDOWN TRANSFORMER 480-120/208V	52	W
WWT-E-TRND-52WK-01	ANNUAL DRY STEPDOWN TRANSFORMER	P	C265255TRNT	STEPDOWN TRANSFORMER 480-120/208V	52	W
WWT-E-TRND-52WK-01	ANNUAL DRY STEPDOWN TRANSFORMER	P	C265355TRNT	STEPDOWN TRANSFORMER 480-120/208V	52	W
WWT-E-TRND-52WK-01	ANNUAL DRY STEPDOWN TRANSFORMER	P	C265455TRNT	STEPDOWN TRANSFORMER 480-120/208V	52	W
WWT-E-TRND-52WK-01	ANNUAL DRY STEPDOWN TRANSFORMER	P	C265555TRNT	STEPDOWN TRANSFORMER 480-120/208V	52	W

WWT-E-TRND-52WK-01	ANNUAL DRY STEPDOWN TRANSFORMER	P	C266055TRNT	STEPDOWN TRANSFORMER 480-120/208V	52	W
WWT-E-TRND-52WK-01	ANNUAL DRY STEPDOWN TRANSFORMER	P	C267055TRNT	STEPDOWN TRANSFORMER 480-120/208V	52	W
WWT-E-TRND-52WK-01	ANNUAL DRY STEPDOWN TRANSFORMER	P	C267555TRNT	STEPDOWN TRANSFORMER 480-120/208V	52	W
WWT-E-TRND-52WK-01	ANNUAL DRY STEPDOWN TRANSFORMER	P	C268055TRNT	STEPDOWN TRANSFORMER 480-120/208V	52	W
WWT-E-TRND-52WK-01	ANNUAL DRY STEPDOWN TRANSFORMER	P	C268555TRNT	STEPDOWN TRANSFORMER 480-120/208V	52	W
WWT-E-TRND-52WK-01	ANNUAL DRY STEPDOWN TRANSFORMER	P	C269055TRN4	STEPDOWN TRANSFORMER 480-120/208V	52	W
WWT-E-TRND-52WK-01	ANNUAL DRY STEPDOWN TRANSFORMER	P	C270755TRNT	STEPDOWN TRANSFORMER 480-120/208V	52	W
WWT-E-TRND-52WK-01	ANNUAL DRY STEPDOWN TRANSFORMER	P	C274055TRNB	STEPDOWN TRANSFORMER 480/120-208 PANEL A & 1A	52	W
WWT-E-TRND-52WK-01	ANNUAL DRY STEPDOWN TRANSFORMER	P	C274055TRNDP	STEPDOWN TRANSFORMER 480/120-208 PANEL C & D	52	W
WWT-E-TRND-52WK-01	ANNUAL DRY STEPDOWN TRANSFORMER	P	CP00154TRN	STEPDOWN TRANSFORMER 4160/480V	52	W
WWT-E-TRND-52WK-01	ANNUAL DRY STEPDOWN TRANSFORMER	P	CP00155TRN1A	STEPDOWN TRANSFORMER 1A	52	W
WWT-E-TRND-52WK-01	ANNUAL DRY STEPDOWN TRANSFORMER	P	CP00155TRN1B	STEPDOWN TRANSFORMER 1B	52	W
WWT-E-TRND-52WK-01	ANNUAL DRY STEPDOWN TRANSFORMER	P	CP00255TRN1	STEP DOWN TRANSFORMER 480-120/208V	52	W
WWT-E-TRND-52WK-01	ANNUAL DRY STEPDOWN TRANSFORMER	P	N060155TRNLPA	GRIT BLDG STEPDOWN TRANSFORMER 480/208-120 LPA	52	W
WWT-E-TRND-52WK-01	ANNUAL DRY STEPDOWN TRANSFORMER	P	N060155TRNLPB	SCREEN BLDG STEPDOWN TRANSFORMER 480/208-120 LPB	52	W
WWT-E-TRND-52WK-01	ANNUAL DRY STEPDOWN TRANSFORMER	P	N060455TRNLPT	150 KVA STEPDOWN TRANSFORMER 480/120-208	52	W
WWT-E-TRND-52WK-01	ANNUAL DRY STEPDOWN TRANSFORMER	P	N060655TRN	STEPDOWN TRANSFORMER 480/120-208	52	W
WWT-E-TRND-52WK-01	ANNUAL DRY STEPDOWN TRANSFORMER	P	N061654TRNBTCB2	O2 FACILITY 1 BUS TIE 2 CIRCUIT BRK POWER TRN UNIT	52	W
WWT-E-TRND-52WK-01	ANNUAL DRY STEPDOWN TRANSFORMER	P	N061654TRNM1	O2 FACILITY 1 MAIN CIRCUIT BREAKER 1 POWER TRN	52	W
WWT-E-TRND-52WK-01	ANNUAL DRY STEPDOWN TRANSFORMER	P	N061654TRNM2	O2 FACILITY 1 MAIN CIRCUIT BREAKER 2 POWER TRN	52	W
WWT-E-TRND-52WK-01	ANNUAL DRY STEPDOWN TRANSFORMER	P	N061654TRNTCB1	O2 FACILITY 1 BUS TIE 1 CIRCUIT BRK PWR TRN ASSEM	52	W
WWT-E-TRND-52WK-01	ANNUAL DRY STEPDOWN TRANSFORMER	P	N061655TRNPWRLGT	75 KVA TRANSFORMER	52	W
WWT-E-TRND-52WK-01	ANNUAL DRY STEPDOWN TRANSFORMER	P	N061754TRNSDTA	O2 FACILITY 2 STEPDOWN TRANSFORMER A 4160V	52	W
WWT-E-TRND-52WK-01	ANNUAL DRY STEPDOWN TRANSFORMER	P	N061754TRNSDTB	O2 FACILITY 2 STEPDOWN TRANSFORMER B 4160V	52	W
WWT-E-TRND-52WK-01	ANNUAL DRY STEPDOWN TRANSFORMER	P	N061755TRNT1	O2 FACILITY 2 TRANSFORMER T1	52	W
WWT-E-TRND-52WK-01	ANNUAL DRY STEPDOWN TRANSFORMER	P	N062955TRNOBL	STEPDOWN TRANSFORMER 480/120-208V PANEL OBL	52	W
WWT-E-TRND-52WK-01	ANNUAL DRY STEPDOWN TRANSFORMER	P	N063055TRNDS DPS	TRANSFORMER PS	52	W

WWT-E-TRND-52WK-01	ANNUAL DRY STEPDOWN TRANSFORMER	P	N074055TRNTCB	TRANSFORMER CB	52	W
WWT-E-TRND-52WK-01	ANNUAL DRY STEPDOWN TRANSFORMER	P	N074055TRNTCBA	TRANSFORMER CBA	52	W
WWT-E-TRND-52WK-01	ANNUAL DRY STEPDOWN TRANSFORMER	P	N074055TRNTLP	TRANSFORMER LP	52	W
WWT-E-TRND-52WK-01	ANNUAL DRY STEPDOWN TRANSFORMER	P	N074055TRNTLPF1	TRANSFORMER LPF1	52	W
WWT-E-TRND-52WK-01	ANNUAL DRY STEPDOWN TRANSFORMER	P	N075055TRN1L	LIGHTING TRANSFORMER 1L (WEST ROOM)	52	W
WWT-E-TRND-52WK-01	ANNUAL DRY STEPDOWN TRANSFORMER	P	N075055TRN2L	LIGHTING TRANSFORMER 2L (EAST ROOM)	52	W
WWT-E-TRND-52WK-01	ANNUAL DRY STEPDOWN TRANSFORMER	P	N076564TRN5	EMERGENCY GENERATOR 5 LIGHTING TRANSFORMER	52	W
WWT-E-TRND-52WK-01	ANNUAL DRY STEPDOWN TRANSFORMER	P	N076564TRN6	EMERGENCY GENERATOR 6 LIGHTING TRANSFORMER	52	W
WWT-E-TRND-52WK-01	ANNUAL DRY STEPDOWN TRANSFORMER	P	N080042TRNIP1	INJ WELL PUMP STA PUMP 1 MTR FEEDBACK TRANSFORMER	52	W
WWT-E-TRND-52WK-01	ANNUAL DRY STEPDOWN TRANSFORMER	P	N080042TRNIP2	INJ WELL PUMP STA PUMP 2 MTR FEEDBACK TRANSFORMER	52	W
WWT-E-TRND-52WK-01	ANNUAL DRY STEPDOWN TRANSFORMER	P	N080042TRNIP3	INJ WELL PUMP STA PUMP 3 MTR FEEDBACK TRANSFORMER	52	W
WWT-E-TRND-52WK-01	ANNUAL DRY STEPDOWN TRANSFORMER	P	N080042TRNIP4	INJ WELL PUMP STA PUMP 4 MTR FEEDBACK TRANSFORMER	52	W
WWT-E-TRND-52WK-01	ANNUAL DRY STEPDOWN TRANSFORMER	P	N080054TRNSAT	INJ WELL PUMP STA SUB A TRANSFORMER	52	W
WWT-E-TRND-52WK-01	ANNUAL DRY STEPDOWN TRANSFORMER	P	N080054TRNSBT	INJ WELL PUMP STA SUB B TRANSFORMER	52	W
WWT-E-TRND-52WK-01	ANNUAL DRY STEPDOWN TRANSFORMER	P	N080055TRNPLT	INJ WELL PUMP STA 45 KVA PWR & LIGHT TRANSFORMER	52	W
WWT-E-TRND-52WK-01	ANNUAL DRY STEPDOWN TRANSFORMER	P	N161655TRNMCC3PT	MOTOR CONTROL CENTER 3 MAIN BREAKER POT TRN ASSEM	52	W
WWT-E-TRND-52WK-01	ANNUAL DRY STEPDOWN TRANSFORMER	P	N161655TRNT1	TRANSFORMER 1 480/208V	52	W
WWT-E-TRND-52WK-01	ANNUAL DRY STEPDOWN TRANSFORMER	P	N165155TRN	STEPDOWN TRANSFORMER 4160/480	52	W
WWT-E-TRND-52WK-01	ANNUAL DRY STEPDOWN TRANSFORMER	P	N165155TRNRS	STEPDOWN TRANSFORMER RS	52	W
WWT-E-TRND-52WK-01	ANNUAL DRY STEPDOWN TRANSFORMER	P	N165255TRNTFR11	15 KVA TRANSFORMER TFR-11	52	W
WWT-E-TRND-52WK-01	ANNUAL DRY STEPDOWN TRANSFORMER	P	N165355TRNTFR12	TRANSFORMER TRR-12	52	W
WWT-E-TRND-52WK-01	ANNUAL DRY STEPDOWN TRANSFORMER	P	N261655TRNPLT2	POWER & LIGHTING TRANSFORMER 2 480V-120/208V	52	W
WWT-E-TRND-52WK-01	ANNUAL DRY STEPDOWN TRANSFORMER	P	N262955TRNT2	STEPDOWN TRANSFORMER 480V/120-208-T2	52	W
WWT-E-TRND-52WK-01	ANNUAL DRY STEPDOWN TRANSFORMER	P	N263055TRNPSL	STEPDOWN TRANSFORMER 480-120/208V	52	W
WWT-E-TRND-52WK-01	ANNUAL DRY STEPDOWN TRANSFORMER	P	N265155TRNRSL	STEPDOWN TRANSFORMER 480-120/208	52	W
WWT-E-TRND-52WK-01	ANNUAL DRY STEPDOWN TRANSFORMER	P	S000155TRNHA	STEPDOWN TRANSFORMER	52	W
WWT-E-TRND-52WK-01	ANNUAL DRY STEPDOWN TRANSFORMER	P	S000155TRNHC	STEPDOWN TRANSFORMER	52	W

WWT-E-TRND-52WK-01	ANNUAL DRY STEPDOWN TRANSFORMER	P	S000155TRNMDP	STEPDOWN TRANSFORMER	52	W
WWT-E-TRND-52WK-01	ANNUAL DRY STEPDOWN TRANSFORMER	P	S000155TRNUPSCR	STEPDOWN TRANSFORMER UPSCR PANEL	52	W
WWT-E-TRND-52WK-01	ANNUAL DRY STEPDOWN TRANSFORMER	P	S000555TRNT1	STEP POWER TRANSFORMER 480/208V T1	52	W
WWT-E-TRND-52WK-01	ANNUAL DRY STEPDOWN TRANSFORMER	P	S000555TRNT2	STEP POWER TRANSFORMER 480/208V T2	52	W
WWT-E-TRND-52WK-01	ANNUAL DRY STEPDOWN TRANSFORMER	P	S000555TRNT3	STEP POWER TRANSFORMER 480/208V T3	52	W
WWT-E-TRND-52WK-01	ANNUAL DRY STEPDOWN TRANSFORMER	P	S000555TRNT4	STEP POWER TRANSFORMER 480/208V T4	52	W
WWT-E-TRND-52WK-01	ANNUAL DRY STEPDOWN TRANSFORMER	P	S000555TRNT5	STEP POWER TRANSFORMER 480/208V T5	52	W
WWT-E-TRND-52WK-01	ANNUAL DRY STEPDOWN TRANSFORMER	P	S000555TRNT6	STEP POWER TRANSFORMER 480/208V T6	52	W
WWT-E-TRND-52WK-01	ANNUAL DRY STEPDOWN TRANSFORMER	P	S001455TRNSDT	STEPDOWN TRANSFORMER 480/240V	52	W
WWT-E-TRND-52WK-01	ANNUAL DRY STEPDOWN TRANSFORMER	P	S001555TRNSDT	STEPDOWN TRANSFORMER 480/120-240V	52	W
WWT-E-TRND-52WK-01	ANNUAL DRY STEPDOWN TRANSFORMER	P	S060155TRNLPB	STEPDOWN TRANSFORMER 480/208-120	52	W
WWT-E-TRND-52WK-01	ANNUAL DRY STEPDOWN TRANSFORMER	P	S060255TRNLPA	STEPDOWN TRANSFORMER 480/208-120	52	W
WWT-E-TRND-52WK-01	ANNUAL DRY STEPDOWN TRANSFORMER	P	S060655TRNLP	STEPDOWN TRANSFORMER 480/208/120 LIGHTING PANEL	52	W
WWT-E-TRND-52WK-01	ANNUAL DRY STEPDOWN TRANSFORMER	P	S060755TRNLP	STEPDOWN TRANSFORMER 480/208-120 LIGHTING PANEL	52	W
WWT-E-TRND-52WK-01	ANNUAL DRY STEPDOWN TRANSFORMER	P	S060855TRNLP	STEPDOWN TRANSFORMER 480/120-208 T1 LIGHTING	52	W
WWT-E-TRND-52WK-01	ANNUAL DRY STEPDOWN TRANSFORMER	P	S061655TRNT1	STEPDOWN TRANSFORMER 480/120-208V	52	W
WWT-E-TRND-52WK-01	ANNUAL DRY STEPDOWN TRANSFORMER	P	S061655TRNT2	STEPDOWN TRANSFORMER 480/480-277	52	W
WWT-E-TRND-52WK-01	ANNUAL DRY STEPDOWN TRANSFORMER	P	S061755TRNSDT	STEPDOWN TRANSFORMER 480/208-120V	52	W
WWT-E-TRND-52WK-01	ANNUAL DRY STEPDOWN TRANSFORMER	P	S065255TRNSDT	STEPDOWN TRANSFORMER 480/208-120 CONTROL PANEL	52	W
WWT-E-TRND-52WK-01	ANNUAL DRY STEPDOWN TRANSFORMER	P	S066055TRNLPC	STEPDOWN TRANSFORMER 480/208-120V	52	W
WWT-E-TRND-52WK-01	ANNUAL DRY STEPDOWN TRANSFORMER	P	S067055TRNSDT	STEPDOWN TRANSFORMER 208/120-240V	52	W
WWT-E-TRND-52WK-01	ANNUAL DRY STEPDOWN TRANSFORMER	P	S067055TRNT1	STEPDOWN TRANSFORMER 480/208-120V	52	W
WWT-E-TRND-52WK-01	ANNUAL DRY STEPDOWN TRANSFORMER	P	S067155TRN	STEPDOWN TRANSFORMER 480/208-120V	52	W
WWT-E-TRND-52WK-01	ANNUAL DRY STEPDOWN TRANSFORMER	P	S067555TRNSDT	STEPDOWN TRANSFORMER 480/208/120	52	W
WWT-E-TRND-52WK-01	ANNUAL DRY STEPDOWN TRANSFORMER	P	S068055TRNSDT	STEPDOWN TRANSFORMER 480/208-120	52	W
WWT-E-TRND-52WK-01	ANNUAL DRY STEPDOWN TRANSFORMER	P	S06855TRNSDT	STEPDOWN TRANSFORMER 480/208-120	52	W
WWT-E-TRND-52WK-01	ANNUAL DRY STEPDOWN TRANSFORMER	P	S071021TRNPCT01	POLYMER MIXER CONTROL TRANSFORMER 1	52	W



WWT-E-TRND-52WK-01	ANNUAL DRY STEPDOWN TRANSFORMER	P	S071021TRNPCT02	POLYMER MIXER CONTROL TRANSFORMER 2	52	W
WWT-E-TRND-52WK-01	ANNUAL DRY STEPDOWN TRANSFORMER	P	S071055TRNT1	POWER & LIGHTING TRANSFORMER	52	W
WWT-E-TRND-52WK-01	ANNUAL DRY STEPDOWN TRANSFORMER	P	S071455TRNSDT	STEPDOWN TRANSFORMER 480/120-208	52	W
WWT-E-TRND-52WK-01	ANNUAL DRY STEPDOWN TRANSFORMER	P	S071655TRNPEL	STEPDOWN TRANSFORMER	52	W
WWT-E-TRND-52WK-01	ANNUAL DRY STEPDOWN TRANSFORMER	P	S073055TRNSDT	STEPDOWN TRANSFORMER 480/208-120	52	W
WWT-E-TRND-52WK-01	ANNUAL DRY STEPDOWN TRANSFORMER	P	S073555TRNT1	STEPDOWN TRANSFORMER 480/208-120 VOLTS	52	W
WWT-E-TRND-52WK-01	ANNUAL DRY STEPDOWN TRANSFORMER	P	S073555TRNT2	STEPDOWN TRANSFORMER 480/120 VOLTS	52	W
WWT-E-TRND-52WK-01	ANNUAL DRY STEPDOWN TRANSFORMER	P	S073555TRNT3	STEPDOWN TRANSFORMER 480/480-277	52	W
WWT-E-TRND-52WK-01	ANNUAL DRY STEPDOWN TRANSFORMER	P	S074055TRNLBP	STEPDOWN TRANSFORMER 480/208-120 CONTROL PANEL	52	W
WWT-E-TRND-52WK-01	ANNUAL DRY STEPDOWN TRANSFORMER	P	S074555TRN	STEPDOWN TRANSFORMER 480/240-120V	52	W
WWT-E-TRND-52WK-01	ANNUAL DRY STEPDOWN TRANSFORMER	P	S074755TRNSDT	STEPDOWN TRANSFORMER 480/240-120V	52	W
WWT-E-TRND-52WK-01	ANNUAL DRY STEPDOWN TRANSFORMER	P	S075055TRNL1	STEPDOWN TRANSFORMER 480-208-120 CONTROL PANEL L1	52	W
WWT-E-TRND-52WK-01	ANNUAL DRY STEPDOWN TRANSFORMER	P	S075055TRNL2	STEPDOWN TRANSFORMER 480/208-120V L2	52	W
WWT-E-TRND-52WK-01	ANNUAL DRY STEPDOWN TRANSFORMER	P	S075055TRNT4	STEPDOWN TRANSFORMER 480/277 T4	52	W
WWT-E-TRND-52WK-01	ANNUAL DRY STEPDOWN TRANSFORMER	P	S075055TRNTS3	STEPDOWN TRANSFORMER 480-208-120 CONTROL PANEL TS3	52	W
WWT-E-TRND-52WK-01	ANNUAL DRY STEPDOWN TRANSFORMER	P	S076555TRNT1	STEPDOWN TRANSFORMER 480-240 VOLTS	52	W
WWT-E-TRND-52WK-01	ANNUAL DRY STEPDOWN TRANSFORMER	P	S076555TRNT2	STEPDOWN TRANSFORMER 480/208-120 VOLTS	52	W
WWT-E-TRND-52WK-01	ANNUAL DRY STEPDOWN TRANSFORMER	P	S076564TRNB4T	GEN B4 STEPDOWN TRANSFORMER 480/120-208	52	W
WWT-E-TRND-52WK-01	ANNUAL DRY STEPDOWN TRANSFORMER	P	S077355TRNTD	STEPDOWN LIGHTING TRANSFORMER 480/208-120 VOLTS	52	W
WWT-E-TRND-52WK-01	ANNUAL DRY STEPDOWN TRANSFORMER	P	S077555TRNTD	LIGHTING TRANSFORMER 480/208-120	52	W
WWT-E-TRND-52WK-01	ANNUAL DRY STEPDOWN TRANSFORMER	P	S077755TRNTD	STEPDOWN TRANSFORMER 480/208-120 VOLTS	52	W
WWT-E-TRND-52WK-01	ANNUAL DRY STEPDOWN TRANSFORMER	P	S078155TRNSDT	STEPDOWN TRANSFORMER 480/208-120 VOLTS	52	W
WWT-E-TRND-52WK-01	ANNUAL DRY STEPDOWN TRANSFORMER	P	S080155TRNSDT	STEPDOWN TRANSFORMER 480/120-240	52	W
WWT-E-TRND-52WK-01	ANNUAL DRY STEPDOWN TRANSFORMER	P	S080255TRNSDT	STEPDOWN TRANSFORMER 480/120-240	52	W
WWT-E-TRND-52WK-01	ANNUAL DRY STEPDOWN TRANSFORMER	P	S080355TRNSDT	STEPDOWN TRANSFORMER 480/120-240	52	W
WWT-E-TRND-52WK-01	ANNUAL DRY STEPDOWN TRANSFORMER	P	S080455TRNSDT	STEPDOWN TRANSFORMER 480/120-240	52	W
WWT-E-TRND-52WK-01	ANNUAL DRY STEPDOWN TRANSFORMER	P	S080555TRNSDT	STEPDOWN TRANSFORMER 480/120-240	52	W

WWT-E-TRND-52WK-01	ANNUAL DRY STEPDOWN TRANSFORMER	P	S080655TRNSDT	STEPDOWN TRANSFORMER 480/120-240	52	W
WWT-E-TRND-52WK-01	ANNUAL DRY STEPDOWN TRANSFORMER	P	S080755TRNSDT	STEPDOWN TRANSFORMER 480/120-240	52	W
WWT-E-TRND-52WK-01	ANNUAL DRY STEPDOWN TRANSFORMER	P	S080855TRNSDT	STEPDOWN TRANSFORMER 480/120-240	52	W
WWT-E-TRND-52WK-01	ANNUAL DRY STEPDOWN TRANSFORMER	P	S080955TRNSDT	STEPDOWN TRANSFORMER 480/120-240	52	W
WWT-E-TRND-52WK-01	ANNUAL DRY STEPDOWN TRANSFORMER	P	S081055TRNSDT	STEPDOWN TRANSFORMER 480/120-240	52	W
WWT-E-TRND-52WK-01	ANNUAL DRY STEPDOWN TRANSFORMER	P	S081155TRNSDT	STEPDOWN TRANSFORMER 480/120-240	52	W
WWT-E-TRND-52WK-01	ANNUAL DRY STEPDOWN TRANSFORMER	P	S081255TRNSDT	STEPDOWN TRANSFORMER 480/120-240	52	W
WWT-E-TRND-52WK-01	ANNUAL DRY STEPDOWN TRANSFORMER	P	S081355TRNSDT	STEPDOWN TRANSFORMER 480/120-240	52	W
WWT-E-TRND-52WK-01	ANNUAL DRY STEPDOWN TRANSFORMER	P	S081455TRNSDT	STEPDOWN TRANSFORMER 480/120-240	52	W
WWT-E-TRND-52WK-01	ANNUAL DRY STEPDOWN TRANSFORMER	P	S081555TRNSDT	INJECTION WELL 15 STEPDOWN TRANSFORMER	52	W
WWT-E-TRND-52WK-01	ANNUAL DRY STEPDOWN TRANSFORMER	P	S081655TRNSDT	INJECTION WELL 16 STEPDOWN TRANSFORMER	52	W
WWT-E-TRND-52WK-01	ANNUAL DRY STEPDOWN TRANSFORMER	P	S081755TRNSDT	INJECTION WELL 17 STEPDOWN TRANSFORMER	52	W
WWT-E-TRND-52WK-01	ANNUAL DRY STEPDOWN TRANSFORMER	P	S161655TRNAT1	MOTOR CONTROL CTR 1 AUX STEPDOWN TRN 480/120-240V	52	W
WWT-E-TRND-52WK-01	ANNUAL DRY STEPDOWN TRANSFORMER	P	S162955TRNCP	STEPDOWN TRANSFORMER 480/208-120V CONTROL PANEL	52	W
WWT-E-TRND-52WK-01	ANNUAL DRY STEPDOWN TRANSFORMER	P	S261655TRNAT2	MOTOR CONTROL CTR 2 AUX STEPDOWN TRN 480/120-240V	52	W
WWT-E-TRND-52WK-01	ANNUAL DRY STEPDOWN TRANSFORMER	P	S262955TRNSDT	STEPDOWN TRANSFORMER 480/120-208 VOLTS	52	W
WWT-E-TRNO-52WK-01	ANNUAL OIL TRANSFORMER PM	P	C076654TRNTD	STEPDOWN TRANSFORMER 13200/480V	52	W
WWT-E-TRNO-52WK-01	ANNUAL OIL TRANSFORMER PM	P	C076752TRNTU	STEP UP TRANSFORMER 4160/13200V	52	W
WWT-E-TRNO-52WK-01	ANNUAL OIL TRANSFORMER PM	P	C076754TRNTD	STEPDOWN TRANSFORMER 13200V/480V	52	W
WWT-E-TRNO-52WK-01	ANNUAL OIL TRANSFORMER PM	P	C076854TRNTD	STEPDOWN TRANSFORMER 13.2KV/2200V	52	W
WWT-E-TRNO-52WK-01	ANNUAL OIL TRANSFORMER PM	P	C076954TRNTD	STEPDOWN TRANSFORMER 13.2KV/2.2KV	52	W
WWT-E-TRNO-52WK-01	ANNUAL OIL TRANSFORMER PM	P	C077054TRNTD	STEPDOWN TRANSFORMER 13200V/480	52	W
WWT-E-TRNO-52WK-01	ANNUAL OIL TRANSFORMER PM	P	C077154TRNTD	STEPDOWN TRANSFORMER 13200V/480V	52	W
WWT-E-TRNO-52WK-01	ANNUAL OIL TRANSFORMER PM	P	C077254TRNTD	STEPDOWN TRANSFORMER 13200V/480V	52	W
WWT-E-TRNO-52WK-01	ANNUAL OIL TRANSFORMER PM	P	C077354TRNTD	STEPDOWN TRANSFORMER 13200V/480V	52	W
WWT-E-TRNO-52WK-01	ANNUAL OIL TRANSFORMER PM	P	C077454TRNTD	STEPDOWN TRANSFORMER 13200V/480V	52	W
WWT-E-TRNO-52WK-01	ANNUAL OIL TRANSFORMER PM	P	C077554TRNTD	STEPDOWN TRANSFORMER 13200V/480V	52	W

WWT-E-TRNO-52WK-01	ANNUAL OIL TRANSFORMER PM	P	C077654TRNTD	STEPDOWN TRANSFORMER 13200V/4160V	52	W
WWT-E-TRNO-52WK-01	ANNUAL OIL TRANSFORMER PM	P	C077654TRNX	AUXILIARY STEPDOWN TRANSFORMER 4160/480-277V	52	W
WWT-E-TRNO-52WK-01	ANNUAL OIL TRANSFORMER PM	P	C077754TRNTD	STEPDOWN TRANSFORMER 13200V/4160V	52	W
WWT-E-TRNO-52WK-01	ANNUAL OIL TRANSFORMER PM	P	C077754TRNX	AUXILIARY STEPDOWN TRANSFORMER 4160/480-277V	52	W
WWT-E-TRNO-52WK-01	ANNUAL OIL TRANSFORMER PM	P	C077854TRNTD	STEPDOWN TRANSFORMER 13200V/480V	52	W
WWT-E-TRNO-52WK-01	ANNUAL OIL TRANSFORMER PM	P	C077954TRNTD	STEPDOWN TRANSFORMER 13200V/480V	52	W
WWT-E-TRNO-52WK-01	ANNUAL OIL TRANSFORMER PM	P	C078054TRNTD	STEPDOWN TRANSFORMER 13200V/480V	52	W
WWT-E-TRNO-52WK-01	ANNUAL OIL TRANSFORMER PM	P	C078154TRNTD	STEPDOWN TRANSFORMER 13200V/480- 277V	52	W
WWT-E-TRNO-52WK-01	ANNUAL OIL TRANSFORMER PM	P	C078254TRNTD	STEPDOWN TRANSFORMER 13200V/480V	52	W
WWT-E-TRNO-52WK-01	ANNUAL OIL TRANSFORMER PM	P	C078354TRNTD	STEPDOWN TRANSFORMER 13200V/480V	52	W
WWT-E-TRNO-52WK-01	ANNUAL OIL TRANSFORMER PM	P	C078454TRNTD	STEPDOWN TRANSFORMER 13200V/480V	52	W
WWT-E-TRNO-52WK-01	ANNUAL OIL TRANSFORMER PM	P	C078554TRNM	STEPDOWN TRANSFORMER 13200V/480V	52	W
WWT-E-TRNO-52WK-01	ANNUAL OIL TRANSFORMER PM	P	C078654TRNTD	STEPDOWN TRANSFORMER 13200V/4160V	52	W
WWT-E-TRNO-52WK-01	ANNUAL OIL TRANSFORMER PM	P	C078754TRNTD	STEPDOWN TRANSFORMER 13200V/4160V	52	W
WWT-E-TRNO-52WK-01	ANNUAL OIL TRANSFORMER PM	P	C078854TRNSUB07A	STEPDOWN TRANSFORMER 13200V/2400V	52	W
WWT-E-TRNO-52WK-01	ANNUAL OIL TRANSFORMER PM	P	C079154TRNSUB09A	STEPDOWN TRANSFORMER 13200V/480	52	W
WWT-E-TRNO-52WK-01	ANNUAL OIL TRANSFORMER PM	P	C079354TRNSUB19A	STEPDOWN TRANSFORMER 13200V/480	52	W
WWT-E-TRNO-52WK-01	ANNUAL OIL TRANSFORMER PM	P	C079454TRNSUB20B	STEPDOWN TRANSFORMER 13200V/480	52	W
WWT-E-TRNO-52WK-01	ANNUAL OIL TRANSFORMER PM	P	N060154TRNA	STEPDOWN TRANSFORMER 4160/480 WEST 1A FEEDER	52	W
WWT-E-TRNO-52WK-01	ANNUAL OIL TRANSFORMER PM	P	N060154TRNB	STEPDOWN TRANSFORMER 4160/480 EAST B FEEDER	52	W
WWT-E-TRNO-52WK-01	ANNUAL OIL TRANSFORMER PM	P	N060454TRNN	1500 KVA STEPDOWN TRANSFORMER 4160/480V NORTH	52	W
WWT-E-TRNO-52WK-01	ANNUAL OIL TRANSFORMER PM	P	N060454TRNS	1500 KVA STEPDOWN TRANSFORMER 4160/480V SOUTH	52	W
WWT-E-TRNO-52WK-01	ANNUAL OIL TRANSFORMER PM	P	N061654TRNSDTN	O2 FACILITY 1 STEPDOWN TRANSFORMER NORTH	52	W
WWT-E-TRNO-52WK-01	ANNUAL OIL TRANSFORMER PM	P	N061654TRNSDTS	O2 FACILITY 1 STEPDOWN TRANSFORMER S 4160V	52	W
WWT-E-TRNO-52WK-01	ANNUAL OIL TRANSFORMER PM	P	N065154TRN	STEPDOWN TRANSFORMER 4160/480	52	W
WWT-E-TRNO-52WK-01	ANNUAL OIL TRANSFORMER PM	P	N076554TRN2	SOUTH TRANSFORMER 2 4160/480V	52	W
WWT-E-TRNO-52WK-01	ANNUAL OIL TRANSFORMER PM	P	N076554TRN25	NORTH TRANSFORMER 25 4160/480V	52	W

WWT-E-TRNO-52WK-01	ANNUAL OIL TRANSFORMER PM	P	N265154TRN	STEPDOWN TRANSFORMER 4160/480	52	W
WWT-E-TRNO-52WK-01	ANNUAL OIL TRANSFORMER PM	P	S076555TRN	MAIN SWITCHGEAR BLDG 1 GENERATOR 5 STEPDOWN TRANSFORMER 4160-480-277	52	W
WWT-E-TRNO-52WK-01	ANNUAL OIL TRANSFORMER PM	P	S076654TRNTD	SUBSTATION #1 STEPDOWN TRANSFORMER 13200/480-277	52	W
WWT-E-TRNO-52WK-01	ANNUAL OIL TRANSFORMER PM	P	S076754TRNTD	SUBSTATION #2 STEPDOWN TRANSFORMER 13200/480-277 VOLTS	52	W
WWT-E-TRNO-52WK-01	ANNUAL OIL TRANSFORMER PM	P	S076854TRNTD	SUBSTATION #3 STEPDOWN TRANSFORMER 13200/4160-2400 VOLTS	52	W
WWT-E-TRNO-52WK-01	ANNUAL OIL TRANSFORMER PM	P	S076954TRNTD	SUBSTATION #4 STEPDOWN TRANSFORMER 13200/4160-2400 VOLTS	52	W
WWT-E-TRNO-52WK-01	ANNUAL OIL TRANSFORMER PM	P	S077054TRNTD	SUBSTATION #5 STEPDOWN TRANSFORMER 13200/480-277 VOLTS	52	W
WWT-E-TRNO-52WK-01	ANNUAL OIL TRANSFORMER PM	P	S077054TRNTU	SUBSTATION #5 STEP UP TRANSFORMER 4160/13200 VOLTS	52	W
WWT-E-TRNO-52WK-01	ANNUAL OIL TRANSFORMER PM	P	S077154TRNTD	SUBSTATION #6 STEPDOWN TRANSFORMER 13200/480-277 VOLTS	52	W
WWT-E-TRNO-52WK-01	ANNUAL OIL TRANSFORMER PM	P	S077154TRNTU	SUBSTATION #6 STEP UP TRANSFORMER 4160/13200 VOLTS	52	W
WWT-E-TRNO-52WK-01	ANNUAL OIL TRANSFORMER PM	P	S077254TRN07A	SUBSTATION #7 STEPDOWN TRANSFORMER 7A 13200/480-277 VOLTS	52	W
WWT-E-TRNO-52WK-01	ANNUAL OIL TRANSFORMER PM	P	S077254TRNTD	SUBSTATION #7 STEPDOWN TRANSFORMER 13200/480-277 VOLTS	52	W
WWT-E-TRNO-52WK-01	ANNUAL OIL TRANSFORMER PM	P	S077354TRNTD	SUBSTATION #8 STEPDOWN TRANSFORMER 13200/480-277 VOLTS	52	W
WWT-E-TRNO-52WK-01	ANNUAL OIL TRANSFORMER PM	P	S077454TRNTD	SUBSTATION #9 STEPDOWN TRANSFORMER 13200/480-277 VOLTS	52	W
WWT-E-TRNO-52WK-01	ANNUAL OIL TRANSFORMER PM	P	S077555TRNOSDTD	SUBSTATION #10 STEPDOWN TRANSFORMER 13200/480-277 VOLTS	52	W
WWT-E-TRNO-52WK-01	ANNUAL OIL TRANSFORMER PM	P	S077654TRNTD	SUBSTATION #11 STEPDOWN TRANSFORMER 13200/480-277 VOLTS	52	W
WWT-E-TRNO-52WK-01	ANNUAL OIL TRANSFORMER PM	P	S077754TRNTD	SUBSTATION #12 STEPDOWN TRANSFORMER 13200/480-277 VOLTS	52	W
WWT-E-TRNO-52WK-01	ANNUAL OIL TRANSFORMER PM	P	S077854TRNT1	SUBSTATION #13 STEPDOWN TRANSFORMER 1 13200/480-277 VOLTS	52	W
WWT-E-TRNO-52WK-01	ANNUAL OIL TRANSFORMER PM	P	S077854TRNT2	SUBSTATION #13 STEPDOWN TRANSFORMER 2 13200/4160 VOLTS	52	W
WWT-E-TRNO-52WK-01	ANNUAL OIL TRANSFORMER PM	P	S077854TRNT5	SUBSTATION #13 STEPDOWN TRANSFORMER 5 13200/4160 VOLTS	52	W
WWT-E-TRNO-52WK-01	ANNUAL OIL TRANSFORMER PM	P	S077854TRNT6	SUBSTATION #13 STEPDOWN TRANSFORMER 6 13200/480-277 VOLTS	52	W

WWT-E-TRNO-52WK-01	ANNUAL OIL TRANSFORMER PM	P	S077954TRNT3	SUBSTATION # 14 STEPDOWN TRANSFORMER 3 13200/480-277 VOLTS	52	W
WWT-E-TRNO-52WK-01	ANNUAL OIL TRANSFORMER PM	P	S077954TRNT4	SUBSTATION # 14 STEPDOWN TRANSFORMER 4 13200/4160 VOLTS	52	W
WWT-E-TRNO-52WK-01	ANNUAL OIL TRANSFORMER PM	P	S077954TRNT7	SUBSTATION # 14 STEPDOWN TRANSFORMER 7 13200/4160 VOLTS	52	W
WWT-E-TRNO-52WK-01	ANNUAL OIL TRANSFORMER PM	P	S077954TRNT8	SUBSTATION # 14 STEPDOWN TRANSFORMER 8 13200/480-277 VOLTS	52	W
WWT-E-TRNO-52WK-01	ANNUAL OIL TRANSFORMER PM	P	S078054TRNSDT	SUBSTATION # 15 STEP SOWN TRANSFORMER 13200/480-277 VOLTS	52	W
WWT-E-TRNO-52WK-01	ANNUAL OIL TRANSFORMER PM	P	S078154TRNSDT	SUBSTATION # 16 STEPDOWN TRANSFORMER 13200/480-277 VOLTS	52	W
WWT-E-TRNO-52WK-01	ANNUAL OIL TRANSFORMER PM	P	S078254TRNSDT	SUBSTATION # 17 STEPDOWN TRANSFORMER 13200/480-277 VOLTS	52	W
WWT-E-TRNO-52WK-01	ANNUAL OIL TRANSFORMER PM	P	S078354TRNSDT	SUBSTATION # 18 STEPDOWN TRANSFORMER 13200/408-277 VOLTS	52	W
WWT-E-TRNO-52WK-01	ANNUAL OIL TRANSFORMER PM	P	S078554TRNSDT	SUBSTATION # 20 STEPDOWN TRANSFORMER 13200/4160 VOLTS	52	W
WWT-E-TRNO-52WK-01	ANNUAL OIL TRANSFORMER PM	P	S078754TRN08A	SUBSTATION # 8A STEPDOWN TRANSFORMER 8A 13200/480-277 VOLTS	52	W
WWT-E-TRNO-52WK-02	CONTRACTOR ANNUAL PREDICTIVE OIL SAMPLE STEPDOWN TRANSFORMER (NO INSPECTION PTS)	P	N060154TRNA	STEPDOWN TRANSFORMER 4160/480 WEST 1A FEEDER	104	W
WWT-E-TRNO-52WK-02	CONTRACTOR ANNUAL PREDICTIVE OIL SAMPLE STEPDOWN TRANSFORMER (NO INSPECTION PTS)	P	N060154TRNB	STEPDOWN TRANSFORMER 4160/480 EAST B FEEDER	104	W
WWT-E-TRNO-52WK-02	CONTRACTOR ANNUAL PREDICTIVE OIL SAMPLE STEPDOWN TRANSFORMER (NO INSPECTION PTS)	P	N060454TRNN	1500 KVA STEPDOWN TRANSFORMER 4160/480V NORTH	104	W
WWT-E-TRNO-52WK-02	CONTRACTOR ANNUAL PREDICTIVE OIL SAMPLE STEPDOWN TRANSFORMER (NO INSPECTION PTS)	P	N060454TRNS	1500 KVA STEPDOWN TRANSFORMER 4160/480V SOUTH	104	W
WWT-E-TRNO-52WK-02	CONTRACTOR ANNUAL PREDICTIVE OIL SAMPLE STEPDOWN TRANSFORMER (NO INSPECTION PTS)	P	N061654TRNSDTN	O2 FACILITY 1 STEPDOWN TRANSFORMER NORTH	104	W
WWT-E-TRNO-52WK-02	CONTRACTOR ANNUAL PREDICTIVE OIL SAMPLE STEPDOWN TRANSFORMER (NO INSPECTION PTS)	P	N061654TRNSDTS	O2 FACILITY 1 STEPDOWN TRANSFORMER S 4160V	104	W
WWT-E-TRNO-52WK-02	CONTRACTOR ANNUAL PREDICTIVE OIL SAMPLE STEPDOWN TRANSFORMER (NO INSPECTION PTS)	P	N065154TRN	STEPDOWN TRANSFORMER 4160/480	104	W
WWT-E-TRNO-52WK-02	CONTRACTOR ANNUAL PREDICTIVE OIL SAMPLE STEPDOWN TRANSFORMER (NO INSPECTION PTS)	P	N076554TRN2	SOUTH TRANSFORMER 2 4160/480V	104	W
WWT-E-TRNO-52WK-02	CONTRACTOR ANNUAL PREDICTIVE OIL SAMPLE STEPDOWN TRANSFORMER (NO INSPECTION PTS)	P	N076554TRN25	NORTH TRANSFORMER 25 4160/480V	104	W
WWT-E-TRNO-52WK-02	CONTRACTOR ANNUAL PREDICTIVE OIL SAMPLE STEPDOWN TRANSFORMER (NO INSPECTION PTS)	P	N265154TRN	STEPDOWN TRANSFORMER 4160/480	104	W
WWT-D-ENGD-104WK-02	DIES-ENGINE-DIESEL-EMD BIANNUAL PM (GM 20645F4B)	P	C076564ENGE4	EMERGENCY GENERATOR ENGINE 4	104	W

WWT-D-ENG-104WK-02	DIES-ENGINE-DIESEL-EMD BIANNUAL PM (GM 20645F4B)	P	C076564ENGE5	EMERGENCY GENERATOR ENGINE 5	104	W
WWT-D-ENG-104WK-02	DIES-ENGINE-DIESEL-EMD BIANNUAL PM (GM 20645F4B)	P	C076564ENGEA1	EMERGENCY GENERATOR ENGINE 2	104	W
WWT-D-ENG-104WK-02	DIES-ENGINE-DIESEL-EMD BIANNUAL PM (GM 20645F4B)	P	C076564ENGEGB1	EMERGENCY GENERATOR ENGINE 1	104	W
WWT-D-ENG-104WK-02	DIES-ENGINE-DIESEL-EMD BIANNUAL PM (GM 20645F4B)	P	C076564ENGEGB2	EMERGENCY GENERATOR ENGINE 3	104	W
WWT-D-ENG-104WK-02	DIES-ENGINE-DIESEL-EMD BIANNUAL PM (GM 20645F4B)	P	CP00162ENG2	PMP STA 0001 MAIN PUMP 2 DIESEL ENGINE	104	W
WWT-D-ENG-104WK-02	DIES-ENGINE-DIESEL-EMD BIANNUAL PM (GM 20645F4B)	P	CP00162ENG3	PMP STA 0001 MAIN PUMP 3 DIESEL ENGINE	104	W
WWT-D-ENG-104WK-02	DIES-ENGINE-DIESEL-EMD BIANNUAL PM (GM 20645F4B)	P	CP00162ENG4	PMP STA 0001 MAIN PUMP 4 DIESEL ENGINE	104	W
WWT-D-ENG-104WK-02	DIES-ENGINE-DIESEL-EMD BIANNUAL PM (GM 20645F4B)	P	CP00162ENG6	PMP STA 0001 MAIN PUMP 6 DIESEL ENGINE	104	W
WWT-D-ENG-104WK-02	DIES-ENGINE-DIESEL-EMD BIANNUAL PM (GM 20645F4B)	P	CP00162ENG7	PMP STA 0001 MAIN PUMP 7 DIESEL ENGINE	104	W
WWT-D-ENG-104WK-02	DIES-ENGINE-DIESEL-EMD BIANNUAL PM (GM 20645F4B)	P	CP00162ENG8	PMP STA 0001 MAIN PUMP 8 DIESEL ENGINE	104	W
WWT-D-ENG-104WK-02	DIES-ENGINE-DIESEL-EMD BIANNUAL PM (GM 20645F4B)	P	CP00163ENGA	PMP STA 0001 AUXILIARY AIR COMPRESSOR ENGINE	104	W
WWT-D-ENG-104WK-02	DIES-ENGINE-DIESEL-EMD BIANNUAL PM (GM 20645F4B)	P	CP00164ENG1	PMP STA 0001 EMER GENERATOR 1 ENGINE	104	W
WWT-D-ENG-104WK-02	DIES-ENGINE-DIESEL-EMD BIANNUAL PM (GM 20645F4B)	P	CP00164ENG2	PMP STA 0001 EMER GENERATOR 2 ENGINE	104	W
WWT-D-ENG-104WK-02	DIES-ENGINE-DIESEL-EMD BIANNUAL PM (GM 20645F4B)	P	CP00264ENGE1	EMERGENCY GENERATOR 1 ENGINE	104	W
WWT-D-ENG-104WK-02	DIES-ENGINE-DIESEL-EMD BIANNUAL PM (GM 20645F4B)	P	CP00264ENGE2	EMERGENCY GENERATOR 2 ENGINE	104	W
WWT-D-ENG-104WK-02	DIES-ENGINE-DIESEL-EMD BIANNUAL PM (GM 20645F4B)	P	N076564ENGE1	EMERGENCY GENERATOR 1 ENGINE	104	W
WWT-D-ENG-104WK-02	DIES-ENGINE-DIESEL-EMD BIANNUAL PM (GM 20645F4B)	P	N076564ENGE2	EMERGENCY GENERATOR 2 ENGINE	104	W
WWT-D-ENG-104WK-02	DIES-ENGINE-DIESEL-EMD BIANNUAL PM (GM 20645F4B)	P	N076564ENGE3	EMERGENCY GENERATOR 3 ENGINE	104	W
WWT-D-ENG-104WK-02	DIES-ENGINE-DIESEL-EMD BIANNUAL PM (GM 20645F4B)	P	N076564ENGE4	EMERGENCY GENERATOR 4 ENGINE	104	W
WWT-D-ENG-104WK-02	DIES-ENGINE-DIESEL-EMD BIANNUAL PM (GM 20645F4B)	P	N076564ENGE5	EMERGENCY GENERATOR 5 ENGINE	104	W

WWT-D-ENGD-104WK-02	DIES-ENGINE-DIESEL-EMD BIANNUAL PM (GM 20645F4B)	P	N076564ENGE6	EMERGENCY GENERATOR 6 ENGINE	104	W
WWT-D-ENGD-104WK-02	DIES-ENGINE-DIESEL-EMD BIANNUAL PM (GM 20645F4B)	P	S076564ENGE6	EMERGENCY GENERATOR 6 ENGINE	104	W
WWT-D-ENGD-104WK-02	DIES-ENGINE-DIESEL-EMD BIANNUAL PM (GM 20645F4B)	P	S076564ENGEA1	EMERGENCY GENERATOR 2 ENGINE	104	W
WWT-D-ENGD-104WK-02	DIES-ENGINE-DIESEL-EMD BIANNUAL PM (GM 20645F4B)	P	S076564ENGEGB1	EMERGENCY GENERATOR 1 ENGINE	104	W
WWT-D-ENGD-104WK-02	DIES-ENGINE-DIESEL-EMD BIANNUAL PM (GM 20645F4B)	P	S076564ENGEGB2	EMERGENCY GENERATOR 3 ENGINE	104	W
WWT-D-ENGD-104WK-02	DIES-ENGINE-DIESEL-EMD BIANNUAL PM (GM 20645F4B)	P	S076564ENGEGB3	EMERGENCY GENERATOR 4 ENGINE	104	W
WWT-D-ENGD-104WK-02	DIES-ENGINE-DIESEL-EMD BIANNUAL PM (GM 20645F4B)	P	S076564ENGEGB4	EMERGENCY GENERATOR 5 ENGINE	104	W
WWT-D-ENGD-104WK-02	DIES-ENGINE-DIESEL-EMD BIANNUAL PM (GM 20645F4B)	P	S176564ENGE01	MAIN SWITCHGEAR BLDG 2 EMERGENCY GENERATOR 1 ENGINE	104	W
WWT-E-CNTPLC-104W-01	BIANNUAL PLC CONTROLLER PM	P	C071021CNTPLC1	POLYMER BLENDER 1 PROG LOGIC CONTROLLER	104	W
WWT-E-CNTPLC-104W-01	BIANNUAL PLC CONTROLLER PM	P	C071021CNTPLC2	POLYMER BLENDER 2 PROG LOGIC CONTROLLER	104	W
WWT-E-CNTPLC-104W-01	BIANNUAL PLC CONTROLLER PM	P	C071034CNT2	CENTRIFUGE 2 CONTROLLER	104	W
WWT-E-CNTPLC-104W-01	BIANNUAL PLC CONTROLLER PM	P	C071034CNT4	CENTRIFUGE 4 CONTROLLER	104	W
WWT-E-CNTPLC-104W-01	BIANNUAL PLC CONTROLLER PM	P	C071034CNT5	CENTRIFUGE 5 CONTROLLER	104	W
WWT-E-CNTPLC-104W-01	BIANNUAL PLC CONTROLLER PM	P	C071034CNT6	CENTRIFUGE 6 CONTROLLER	104	W
WWT-E-CNTPLC-104W-01	BIANNUAL PLC CONTROLLER PM	P	C071034CNT7	CENTRIFUGE 7 CONTROLLER	104	W
WWT-E-CNTPLC-104W-01	BIANNUAL PLC CONTROLLER PM	P	C071034CNT8	CENTRIFUGE 8 CONTROLLER	104	W
WWT-E-CNTPLC-104W-01	BIANNUAL PLC CONTROLLER PM	P	C071034CNTG1	SLUDGE GRINDER 1 MOTOR CONTROLLER	104	W
WWT-E-CNTPLC-104W-01	BIANNUAL PLC CONTROLLER PM	P	C071034CNTG2	SLUDGE GRINDER 2 MOTOR CONTROLLER	104	W
WWT-E-CNTPLC-104W-01	BIANNUAL PLC CONTROLLER PM	P	C071034CNTG3	SLUDGE GRINDER 3 MOTOR CONTROLLER	104	W
WWT-E-CNTPLC-104W-01	BIANNUAL PLC CONTROLLER PM	P	C071034CNTG4	SLUDGE GRINDER 4 MOTOR CONTROLLER	104	W
WWT-E-CNTPLC-104W-01	BIANNUAL PLC CONTROLLER PM	P	C173552CNT1	SUPERIOR 1 GENERATOR DIGITAL SPEED CONTROL	104	W
WWT-E-CNTPLC-104W-01	BIANNUAL PLC CONTROLLER PM	P	C173552CNT2	SUPERIOR 2 GENERATOR DIGITAL SPEED CONTROL	104	W
WWT-E-CNTPLC-104W-01	BIANNUAL PLC CONTROLLER PM	P	C173552CNT3	SUPERIOR 3 GENERATOR DIGITAL SPEED CONTROL	104	W
WWT-E-CNTPLC-104W-01	BIANNUAL PLC CONTROLLER PM	P	C173552CNT4	SUPERIOR 4 GENERATOR DIGITAL SPEED CONTROL	104	W
WWT-E-CNTPLC-104W-01	BIANNUAL PLC CONTROLLER PM	P	CP00255CNTPLCMCC	MAIN SWG MASTER CONT PRO LOGIC CONTR	104	W

WWT-E-CNTPLC-104W-01	BIANNUAL PLC CONTROLLER PM	P	CP00264CNTPLCG1	EMERGENCY GENERATOR 1 PRO LOGIC CONTROLLER	104	W
WWT-E-CNTPLC-104W-01	BIANNUAL PLC CONTROLLER PM	P	CP00264CNTPLCG2	EMERGENCY GENERATOR 2 PRO LOGIC CONTROLLER	104	W
WWT-E-CNTPLC-104W-01	BIANNUAL PLC CONTROLLER PM	P	S065203CNT1	SCUM BARSCREEN 1 PROGRAMMABLE CONTROLLER	104	W
WWT-E-CNTPLC-104W-01	BIANNUAL PLC CONTROLLER PM	P	S065203CNT2	SCUM BARSCREEN 2 PROGRAMMABLE CONTROLLER	104	W
WWT-E-CNTPLC-104W-01	BIANNUAL PLC CONTROLLER PM	P	S067021CNTPLC01	POLYMER BLENDER 1 PROGRAMMABLE LOGIC CNT 01	104	W
WWT-E-CNTPLC-104W-01	BIANNUAL PLC CONTROLLER PM	P	S067021CNTPLC02	POLYMER BLENDER 1 PROGRAMMABLE LOGIC CNT 02 BACKUP	104	W
WWT-E-CNTPLC-104W-01	BIANNUAL PLC CONTROLLER PM	P	S067933CNT3	GAS RECIRCULATOR 3 CONTROLLER	104	W
WWT-E-CNTPLC-104W-01	BIANNUAL PLC CONTROLLER PM	P	S068133CNT5	GAS RECIRCULATOR 5 CONTROLLER	104	W
WWT-E-CNTPLC-104W-01	BIANNUAL PLC CONTROLLER PM	P	S068333CNT7	GAS RECIRCULATOR 7 CONTROLLER	104	W
WWT-E-CNTPLC-104W-01	BIANNUAL PLC CONTROLLER PM	P	S071021CNTPBC	POLYMER MIXER CONTROL PANEL - POLY BLEND	104	W
WWT-E-CNTPLC-104W-01	BIANNUAL PLC CONTROLLER PM	P	S073552CNT2	CO-GEN ENGINE 2 GEN LOAD SHARING/SPEED CONTROLLER	104	W
WWT-E-CNTPLC-104W-01	BIANNUAL PLC CONTROLLER PM	P	S073552CNT3	CO-GEN ENGINE 3 GEN LOAD SHARING/SPEED CONTROLLER	104	W
WWT-E-CNTPLC-104W-01	BIANNUAL PLC CONTROLLER PM	P	S075042CNTEP	EFFLUENT PUMPING PROGRAMMABLE LOGIC CONTROLLER	104	W
WWT-E-CNTPLC-104W-01	BIANNUAL PLC CONTROLLER PM	P	S075042CNTMSTR	EFFLUENT BLDG MASTER PROGRAMMABLE LOGIC CNTRL	104	W
WWT-E-CNTPLC-104W-01	BIANNUAL PLC CONTROLLER PM	P	S075042CNTNPLC	EFF PUMPS 7,8,9 PROGRAMMABLE LOGIC CNTRL N	104	W
WWT-E-CNTPLC-104W-01	BIANNUAL PLC CONTROLLER PM	P	S075042CNTSPLC	EFF PUMPS 10,11,12 PROGRAMMABLE LOGIC CNTRL S	104	W
WWT-E-CNTPLC-104W-01	BIANNUAL PLC CONTROLLER PM	P	S076564CNT	GENERATOR PROGRAMMABLE LOGIC CONTROLLER	104	W
WWT-E-CNTPLC-104W-01	BIANNUAL PLC CONTROLLER PM	P	S076564CNT02	GENERATOR PROGRAMMABLE LOGIC CONTROLLER 2	104	W
WWT-E-CNTPLC-104W-01	BIANNUAL PLC CONTROLLER PM	P	S076564CNTA1C	GEN 2 PROGRAMMABLE CONTROLLER	104	W
WWT-E-CNTPLC-104W-01	BIANNUAL PLC CONTROLLER PM	P	S076564CNB1C	GEN 1 PROGRAMMABLE CONTROLLER	104	W
WWT-E-CNTPLC-104W-01	BIANNUAL PLC CONTROLLER PM	P	S076564CNB2C	GEN 3 PROGRAMMABLE CONTROLLER	104	W
WWT-E-CNTPLC-104W-01	BIANNUAL PLC CONTROLLER PM	P	S076564CNB3C	GEN 4 PROGRAMMABLE CONTROLLER	104	W
WWT-E-CNTPLC-104W-01	BIANNUAL PLC CONTROLLER PM	P	S076564CNB4C	GEN 5 PROGRAMMABLE CONTROLLER	104	W
WWT-E-CNTPLC-104W-01	BIANNUAL PLC CONTROLLER PM	P	S076564CNTEAA1SC	GEN 2 LOW VOLTAGE LOAD SHARING & SPEED CTRL ILS	104	W
WWT-E-CNTPLC-104W-01	BIANNUAL PLC CONTROLLER PM	P	S076564CNTEAB1SC	GEN 1 LOW VOLTAGE LOAD SHARING & SPEED CTRL ILS	104	W
WWT-E-CNTPLC-104W-01	BIANNUAL PLC CONTROLLER PM	P	S076564CNTEAB2SC	GEN 3 LOW VOLTAGE LOAD SHARING & SPEED CTRL ILS	104	W
WWT-E-CNTPLC-104W-01	BIANNUAL PLC CONTROLLER PM	P	S076564CNTEAB3SC	GEN 4 LOW VOLTAGE LOAD SHARING & SPEED CTRL ILS	104	W



WWT-E-CNTPLC-104W-01	BIANNUAL PLC CONTROLLER PM	P	S076564CNTMSTR	GEN MASTER PROGRAMMABLE CONTROLLER	104	W
WWT-E-CNTPLC-104W-01	BIANNUAL PLC CONTROLLER PM	P	S076564CNTPLC6	GENERATOR 6 PROGRAMMABLE CONTROLLER	104	W
WWT-E-CNTPLC-104W-01	BIANNUAL PLC CONTROLLER PM	P	S176564CNTPLCEG01	MAIN SWITCHGEAR BLDG 2 GEN 1 PROGRAMMABLE LOGIC CONTROLLER	104	W
WWT-E-CNTPLC-104W-01	BIANNUAL PLC CONTROLLER PM	P	S176564CNTPLCEG02	MAIN SWITCHGEAR BLDG 2 GEN 2 PROGRAMMABLE LOGIC CONTROLLER	104	W
WWT-E-CNTPLC-104W-01	BIANNUAL PLC CONTROLLER PM	P	S176564CNTPLCEG03	MAIN SWITCHGEAR BLDG 2 GEN 3 PROGRAMMABLE LOGIC CONTROLLER	104	W
WWT-E-CNTPLC-104W-01	BIANNUAL PLC CONTROLLER PM	P	S176564CNTPLCEG04	MAIN SWITCHGEAR BLDG 2 GEN 4 PROGRAMMABLE LOGIC CONTROLLER	104	W
WWT-E-CNTPLC-104W-01	BIANNUAL PLC CONTROLLER PM	P	S176564CNTPLCEG05	MAIN SWITCHGEAR BLDG 2 GEN 5 PROGRAMMABLE LOGIC CONTROLLER	104	W
WWT-E-CNTPLC-104W-01	BIANNUAL PLC CONTROLLER PM	P	S176564CNTPLCEG06	MAIN SWITCHGEAR BLDG 2 GEN 6 PROGRAMMABLE LOGIC CONTROLLER	104	W
WWT-E-CNTPLC-104W-01	BIANNUAL PLC CONTROLLER PM	P	S176564CNTPLCEG07	MAIN SWITCHGEAR BLDG 2 GEN 7 PROGRAMMABLE LOGIC CONTROLLER	104	W
WWT-E-DRVM-156WK-01	3 YR EFFLUENT MAGNETIC DRIVE MAJOR OVERHAUL BY CONTRACTOR	P	C075042DRV1	EFFLUENT PUMP 1 MAGNETIC DRIVE	156	W
WWT-E-DRVM-156WK-01	3 YR EFFLUENT MAGNETIC DRIVE MAJOR OVERHAUL BY CONTRACTOR	P	C075042DRV2	EFFLUENT PUMP 2 MAGNETIC DRIVE	156	W
WWT-E-DRVM-156WK-01	3 YR EFFLUENT MAGNETIC DRIVE MAJOR OVERHAUL BY CONTRACTOR	P	C075042DRV3	EFFLUENT PUMP 3 MAGNETIC DRIVE	156	W
WWT-E-DRVM-156WK-01	3 YR EFFLUENT MAGNETIC DRIVE MAJOR OVERHAUL BY CONTRACTOR	P	C075042DRV4	EFFLUENT PUMP 4 MAGNETIC DRIVE	156	W
WWT-E-DRVM-156WK-01	3 YR EFFLUENT MAGNETIC DRIVE MAJOR OVERHAUL BY CONTRACTOR	P	C075042DRV5	EFFLUENT PUMP 5 MAGNETIC DRIVE	156	W
WWT-E-DRVM-156WK-01	3 YR EFFLUENT MAGNETIC DRIVE MAJOR OVERHAUL BY CONTRACTOR	P	C075042DRV6	EFFLUENT PUMP 6 MAGNETIC DRIVE	156	W
WWT-E-DRVM-156WK-01	3 YR EFFLUENT MAGNETIC DRIVE MAJOR OVERHAUL BY CONTRACTOR	P	C075042DRV7	EFFLUENT PUMP 7 MAGNETIC DRIVE	156	W
WWT-E-DRVM-156WK-01	3 YR EFFLUENT MAGNETIC DRIVE MAJOR OVERHAUL BY CONTRACTOR	P	C075042DRV8	EFFLUENT PUMP 8 MAGNETIC DRIVE	156	W
WWT-E-DRVM-156WK-01	3 YR EFFLUENT MAGNETIC DRIVE MAJOR OVERHAUL BY CONTRACTOR	P	S075042DRVEP2	EFFLUENT PUMP 2 MAGNETIC DRIVE	156	W
WWT-E-DRVM-156WK-01	3 YR EFFLUENT MAGNETIC DRIVE MAJOR OVERHAUL BY CONTRACTOR	P	S075042DRVEP3	EFFLUENT PUMP 3 MAGNETIC DRIVE	156	W
WWT-E-DRVM-156WK-01	3 YR EFFLUENT MAGNETIC DRIVE MAJOR OVERHAUL BY CONTRACTOR	P	S075042DRVEP4	EFFLUENT PUMP 4 MAGNETIC DRIVE	156	W
WWT-E-DRVM-156WK-01	3 YR EFFLUENT MAGNETIC DRIVE MAJOR OVERHAUL BY CONTRACTOR	P	S075042DRVEP5	EFFLUENT PUMP 5 MAGNETIC DRIVE	156	W
WWT-E-MTRI-156WK-01	22000 HR /3 YR INDUCTION MOTOR PM	P	C0616XJMTR1	O2 COMP 1 MOTOR	156	W
WWT-E-MTRI-156WK-01	22000 HR /3 YR INDUCTION MOTOR PM	P	C0616XJMTR2	O2 COMP 2 MOTOR	156	W

WWT-E-MTRI-156WK-01	22000 HR /3 YR INDUCTION MOTOR PM	P	C0617XJMTRAC3	O2 COMP 3 MOTOR	156	W
WWT-E-MTRI-156WK-01	22000 HR /3 YR INDUCTION MOTOR PM	P	C075042MTR1	EFFLUENT PUMP 1 MOTOR	156	W
WWT-E-MTRI-156WK-01	22000 HR /3 YR INDUCTION MOTOR PM	P	C075042MTR2	EFFLUENT PUMP 2 MOTOR	156	W
WWT-E-MTRI-156WK-01	22000 HR /3 YR INDUCTION MOTOR PM	P	C075042MTR3	EFFLUENT PUMP 3 MOTOR	156	W
WWT-E-MTRI-156WK-01	22000 HR /3 YR INDUCTION MOTOR PM	P	C075042MTR4	EFFLUENT PUMP 4 MOTOR	156	W
WWT-E-MTRI-156WK-01	22000 HR /3 YR INDUCTION MOTOR PM	P	C075042MTR5	EFFLUENT PUMP 5 MOTOR	156	W
WWT-E-MTRI-156WK-01	22000 HR /3 YR INDUCTION MOTOR PM	P	C075042MTR6	EFFLUENT PUMP 6 MOTOR	156	W
WWT-E-MTRI-156WK-01	22000 HR /3 YR INDUCTION MOTOR PM	P	C075042MTR7	EFFLUENT PUMP 7 MOTOR	156	W
WWT-E-MTRI-156WK-01	22000 HR /3 YR INDUCTION MOTOR PM	P	C075042MTR8	EFFLUENT PUMP 8 MOTOR	156	W
WWT-E-MTRI-156WK-01	22000 HR /3 YR INDUCTION MOTOR PM	P	S0616XJMTRAC1	O2 COMP 1 MOTOR	156	W
WWT-E-MTRI-156WK-01	22000 HR /3 YR INDUCTION MOTOR PM	P	S0616XJMTRAC2	O2 COMP 2 MOTOR	156	W
WWT-E-MTRI-156WK-01	22000 HR /3 YR INDUCTION MOTOR PM	P	S0617XJMTRAC3	O2 COMP 3 MOTOR	156	W
WWT-E-MTRI-156WK-01	22000 HR /3 YR INDUCTION MOTOR PM	P	S075042MTR1	EFFLUENT PUMP 1 MOTOR	156	W
WWT-E-MTRI-156WK-01	22000 HR /3 YR INDUCTION MOTOR PM	P	S075042MTR10	EFFLUENT PUMP 10 MOTOR	156	W
WWT-E-MTRI-156WK-01	22000 HR /3 YR INDUCTION MOTOR PM	P	S075042MTR11	EFFLUENT PUMP 11 MOTOR	156	W
WWT-E-MTRI-156WK-01	22000 HR /3 YR INDUCTION MOTOR PM	P	S075042MTR12	EFFLUENT PUMP 12 MOTOR	156	W
WWT-E-MTRI-156WK-01	22000 HR /3 YR INDUCTION MOTOR PM	P	S075042MTR2	EFFLUENT PUMP 2 MOTOR	156	W
WWT-E-MTRI-156WK-01	22000 HR /3 YR INDUCTION MOTOR PM	P	S075042MTR3	EFFLUENT PUMP 3 MOTOR	156	W
WWT-E-MTRI-156WK-01	22000 HR /3 YR INDUCTION MOTOR PM	P	S075042MTR4	EFFLUENT PUMP 4 MOTOR	156	W
WWT-E-MTRI-156WK-01	22000 HR /3 YR INDUCTION MOTOR PM	P	S075042MTR5	EFFLUENT PUMP 5 MOTOR	156	W

WWT-E-MTRI-156WK-01	22000 HR /3 YR INDUCTION MOTOR PM	P	S075042MTR6	EFFLUENT PUMP 6 MOTOR	156	W
WWT-E-MTRI-156WK-01	22000 HR /3 YR INDUCTION MOTOR PM	P	S075042MTR7	EFFLUENT PUMP 7 MOTOR	156	W
WWT-E-MTRI-156WK-01	22000 HR /3 YR INDUCTION MOTOR PM	P	S075042MTR8	EFFLUENT PUMP 8 MOTOR	156	W
WWT-E-MTRI-156WK-01	22000 HR /3 YR INDUCTION MOTOR PM	P	S075042MTR9	EFFLUENT PUMP 9 MOTOR	156	W
WWT-E-MTRI-156WK-01	22000 HR /3 YR INDUCTION MOTOR PM	P	S075242MTR13	EFFLUENT PUMP 13 MOTOR	156	W
WWT-E-MTRI-156WK-01	22000 HR /3 YR INDUCTION MOTOR PM	P	S075242MTR14	EFFLUENT PUMP 14 MOTOR	156	W
WWT-E-MTRI-156WK-01	22000 HR /3 YR INDUCTION MOTOR PM	P	S075242MTR15	EFFLUENT PUMP 15 MOTOR	156	W
WWT-E-MTRI-156WK-01	22000 HR /3 YR INDUCTION MOTOR PM	P	S075242MTR16	EFFLUENT PUMP 16 MOTOR	156	W
WWT-E-MTRI-156WK-01	22000 HR /3 YR INDUCTION MOTOR PM	P	S075242MTR17	EFFLUENT PUMP 17 MOTOR	156	W
WWT-E-MTRI-156WK-01	22000 HR /3 YR INDUCTION MOTOR PM	P	S075242MTR18	EFFLUENT PUMP 18 MOTOR	156	W
WWT-D-METFM-260WK-01	DIES-FUEL FLOW METER-5 YEAR PM	P	C079047METBFM	EMD BOOM DIESEL FUEL FLOW METER	260	W
WWT-D-METFM-260WK-01	DIES-FUEL FLOW METER-5 YEAR PM	P	C079047METFM	FUEL STORAGE TANK EMD FUEL METER	260	W
WWT-D-METFM-260WK-01	DIES-FUEL FLOW METER-5 YEAR PM	P	CP00147METFM	FUEL STORAGE TANK CATERPILLAR FUEL METER	260	W
WWT-D-METFM-260WK-01	DIES-FUEL FLOW METER-5 YEAR PM	P	N079047METBFM	BOOM FLOW METER	260	W
WWT-D-METFM-260WK-01	DIES-FUEL FLOW METER-5 YEAR PM	P	N079047METEMD	EMD FLOW METER	260	W
WWT-D-METFM-260WK-01	DIES-FUEL FLOW METER-5 YEAR PM	P	S079047METBFM	BOOM FLOW METER	260	W
WWT-D-METFM-260WK-01	DIES-FUEL FLOW METER-5 YEAR PM	P	S079447METEMD	EMD FUEL METER	260	W
WWT-D-METFM-260WK-01	DIES-FUEL FLOW METER-5 YEAR PM	P	S179047METBFM	BOOM FLOW METER	260	W
WWT-D-ENGD-1D-01	DIES-ENGINE-DIESEL-EMD/COMPRESSOR-DAILY INSPECTION	S	CWWT-C0765	MAIN SWITCHGEAR BUILDING, CENTRAL WASTE WATER TREATMENT	1	W
WWT-D-ENGD-1D-01	DIES-ENGINE-DIESEL-EMD/COMPRESSOR-DAILY INSPECTION	S	CWWT-C0765	MAIN SWITCHGEAR BUILDING, CENTRAL WASTE WATER TREATMENT	1	W

WWT-D-ENGD-1D-01	DIES-ENGINE-DIESEL-EMD/COMPRESSOR-DAILY INSPECTION	S	CWWT-C0765	MAIN SWITCHGEAR BUILDING, CENTRAL WASTE WATER TREATMENT	1	W
WWT-D-ENGD-1D-01	DIES-ENGINE-DIESEL-EMD/COMPRESSOR-DAILY INSPECTION	S	CWWT-C0765	MAIN SWITCHGEAR BUILDING, CENTRAL WASTE WATER TREATMENT	1	W
WWT-D-ENGD-1D-01	DIES-ENGINE-DIESEL-EMD/COMPRESSOR-DAILY INSPECTION	S	CWWT-C0765	MAIN SWITCHGEAR BUILDING, CENTRAL WASTE WATER TREATMENT	1	W
WWT-D-ENGD-1D-01	DIES-ENGINE-DIESEL-EMD/COMPRESSOR-DAILY INSPECTION	S	SWWT-S0765	MAIN SWITCHGEAR BUILDING 1, SOUTH WASTE WATER TREATMENT	1	W
WWT-D-ENGD-1D-01	DIES-ENGINE-DIESEL-EMD/COMPRESSOR-DAILY INSPECTION	S	SWWT-S0765	MAIN SWITCHGEAR BUILDING 1, SOUTH WASTE WATER TREATMENT	1	W
WWT-D-ENGD-1D-01	DIES-ENGINE-DIESEL-EMD/COMPRESSOR-DAILY INSPECTION	S	SWWT-S0765	MAIN SWITCHGEAR BUILDING 1, SOUTH WASTE WATER TREATMENT	1	W
WWT-D-ENGD-1D-01	DIES-ENGINE-DIESEL-EMD/COMPRESSOR-DAILY INSPECTION	S	SWWT-S0765	MAIN SWITCHGEAR BUILDING 1, SOUTH WASTE WATER TREATMENT	1	W
WWT-D-ENGD-1D-01	DIES-ENGINE-DIESEL-EMD/COMPRESSOR-DAILY INSPECTION	S	SWWT-S0765	MAIN SWITCHGEAR BUILDING 1, SOUTH WASTE WATER TREATMENT	1	W
WWT-D-ENGD-1D-01	DIES-ENGINE-DIESEL-EMD/COMPRESSOR-DAILY INSPECTION	S	SWWT-S0765	MAIN SWITCHGEAR BUILDING 1, SOUTH WASTE WATER TREATMENT	1	W
WWT-D-ENGD-1D-01	DIES-ENGINE-DIESEL-EMD/COMPRESSOR-DAILY INSPECTION	S	SWWT-S1765	MAIN SWITCHGEAR BUILDING 2, SOUTH WASTE WATER TREATMENT	1	W
WWT-D-ENGD-1D-01	DIES-ENGINE-DIESEL-EMD/COMPRESSOR-DAILY INSPECTION	S	SWWT-S1765	MAIN SWITCHGEAR BUILDING 2, SOUTH WASTE WATER TREATMENT	1	W
WWT-D-ENGD-1D-01	DIES-ENGINE-DIESEL-EMD/COMPRESSOR-DAILY INSPECTION	S	SWWT-S1765	MAIN SWITCHGEAR BUILDING 2, SOUTH WASTE WATER TREATMENT	1	W
WWT-D-ENGD-1D-01	DIES-ENGINE-DIESEL-EMD/COMPRESSOR-DAILY INSPECTION	S	SWWT-S1765	MAIN SWITCHGEAR BUILDING 2, SOUTH WASTE WATER TREATMENT	1	W
WWT-D-ENGD-1D-01	DIES-ENGINE-DIESEL-EMD/COMPRESSOR-DAILY INSPECTION	S	SWWT-S1765	MAIN SWITCHGEAR BUILDING 2, SOUTH WASTE WATER TREATMENT	1	W
WWT-D-ENGD-2WK-01	DIES-ENGINE-DIESEL EMD-BIWEEKLY/MONTHLY PM (GM 20645F4B)	S	SWWT-S0765	MAIN SWITCHGEAR BUILDING 1, SOUTH WASTE WATER TREATMENT	1	M
WWT-D-ENGD-2WK-01	DIES-ENGINE-DIESEL EMD-BIWEEKLY/MONTHLY PM (GM 20645F4B)	S	SWWT-S1765	MAIN SWITCHGEAR BUILDING 2, SOUTH WASTE WATER TREATMENT	1	M
WWT-E-GNRP-1WK-01	WEEKLY PORTABLE GENERATOR PM	S	WWPLANTS-CWWT	CENTRAL DISTRICT, WASTE WATER TREATMENT PLANT	1	W
WWT-E-GNRS-1WK-01	WEEKLY/ MONTHLY SYNCHRONOUS GENERATOR PM	S	CWWT-C0765	MAIN SWITCHGEAR BUILDING, CENTRAL WASTE WATER TREATMENT	1	W
WWT-E-GNRS-1WK-01	WEEKLY/ MONTHLY SYNCHRONOUS GENERATOR PM	S	CWWT-C1735	BLOWER/CO-GEN BUILDING, CENTRAL WASTE WATER TREATMENT	1	W
WWT-E-GNRS-1WK-01	WEEKLY/ MONTHLY SYNCHRONOUS GENERATOR PM	S	NWWT-N0765	MAIN SWITCHGEAR BUILDING, NORTH WASTE WATER TREATMENT	1	M
WWT-E-GNRS-1WK-01	WEEKLY/ MONTHLY SYNCHRONOUS GENERATOR PM	S	PS0001-CP001	FOURTH STREET SEWER PUMP STATION 1	1	W
WWT-E-GNRS-1WK-01	WEEKLY/ MONTHLY SYNCHRONOUS GENERATOR PM	S	PS0002-CP002	NINTH STREET SEWER PUMP STATION 2	1	W

WWT-E-GNRS-1WK-01	WEEKLY/ MONTHLY SYNCHRONOUS GENERATOR PM	S	SWWT-S1765	MAIN SWITCHGEAR BUILDING 2, SOUTH WASTE WATER TREATMENT	1	M
WWT-E-METKW-4WK-01	MONTHLY KILOWATT HOUR READING	S	NWWT-N0765	MAIN SWITCHGEAR BUILDING, NORTH WASTE WATER TREATMENT	1	M
WWT-D-CMPS-2WK-01	DIES-STARTER COMPRESSOR-BIWEEKLY PM	S	CWWT-C0765	MAIN SWITCHGEAR BUILDING, CENTRAL WASTE WATER TREATMENT	2	W
WWT-D-CMPS-2WK-01	DIES-STARTER COMPRESSOR-BIWEEKLY PM	S	CWWT-C1735	BLOWER/CO-GEN BUILDING, CENTRAL WASTE WATER TREATMENT	2	W
WWT-D-CMPS-2WK-01	DIES-STARTER COMPRESSOR-BIWEEKLY PM	S	NWWT-N0765	MAIN SWITCHGEAR BUILDING, NORTH WASTE WATER TREATMENT	2	W
WWT-D-CMPS-2WK-01	DIES-STARTER COMPRESSOR-BIWEEKLY PM	S	PS0001-CP001	FOURTH STREET SEWER PUMP STATION 1	2	W
WWT-D-CMPS-2WK-01	DIES-STARTER COMPRESSOR-BIWEEKLY PM	S	SWWT-S0735	CO-GENERATION BLDG, SOUTH WASTE WATER TREATMENT	2	W
WWT-D-CMPSV-2WK-01	DIES-GAS COMPRESSOR-BIWEEKLY PM	S	CWWT-C1735	BLOWER/CO-GEN BUILDING, CENTRAL WASTE WATER TREATMENT	2	W
WWT-D-CMPSV-2WK-01	DIES-GAS COMPRESSOR-BIWEEKLY PM	S	CWWT-C2707	GAS COMPRESSION BUILDING, CENTRAL WASTE WATER TREATMENT	2	W
WWT-D-CMPSV-2WK-01	DIES-GAS COMPRESSOR-BIWEEKLY PM	S	SWWT-S0735	CO-GENERATION BLDG, SOUTH WASTE WATER TREATMENT	2	W
WWT-D-PMPG-4WK-01	DIES-PUMP-GEAR FUEL BOOSTER PUMP-MONTHLY PM	S	S179447DFTU	EMD DIESEL ENGINE-DIESEL FUEL TRANSFER UNLOADING SYSTEM	4	W
WWT-E-BTBCHR-4WK-01	MONTHLY/SEMI-ANNUAL BATTERY BANK AND 120 VDC CHARGER INSPECTION	S	PS0002-CP002	NINTH STREET SEWER PUMP STATION 2	4	W
WWT-E-BTBCHR-4WK-01	MONTHLY/SEMI-ANNUAL BATTERY BANK AND 120 VDC CHARGER INSPECTION	S	SWWT-S0765	MAIN SWITCHGEAR BUILDING 1, SOUTH WASTE WATER TREATMENT	4	W
WWT-E-BTBCHR-4WK-01	MONTHLY/SEMI-ANNUAL BATTERY BANK AND 120 VDC CHARGER INSPECTION	S	SWWT-S1765	MAIN SWITCHGEAR BUILDING 2, SOUTH WASTE WATER TREATMENT	4	W
WWT-E-BTBCHR-4WK-01	MONTHLY/SEMI-ANNUAL BATTERY BANK AND 120 VDC CHARGER INSPECTION	S	WWPLANTS-CWWT	CENTRAL DISTRICT, WASTE WATER TREATMENT PLANT	4	W
WWT-E-BTBCHR-4WK-01	MONTHLY/SEMI-ANNUAL BATTERY BANK AND 120 VDC CHARGER INSPECTION	S	WWPLANTS-NWWT	NORTH DISTRICT, WASTE WATER TREATMENT PLANT	4	W
WWT-E-DRVM-4WK-01	MONTHLY EFFLUENT MAGNETIC DRIVE OIL CHECK	S	N075042EP2	EFF PUMP STATION-EFFLUENT PUMP 2	4	W
WWT-E-DRVM-4WK-01	MONTHLY EFFLUENT MAGNETIC DRIVE OIL CHECK	S	N075042EP3	EFF PUMP STATION-EFFLUENT PUMP 3	4	W
WWT-E-DRVM-4WK-01	MONTHLY EFFLUENT MAGNETIC DRIVE OIL CHECK	S	N075042EP4	EFF PUMP STATION-EFFLUENT PUMP 4	4	W
WWT-E-DRVM-4WK-01	MONTHLY EFFLUENT MAGNETIC DRIVE OIL CHECK	S	N075042EP5	EFF PUMP STATION-EFFLUENT PUMP 5	4	W
WWT-E-GNRS-1WK-01	WEEKLY/ MONTHLY SYNCHRONOUS GENERATOR PM	S	SWWT-S0765	MAIN SWITCHGEAR BUILDING 1, SOUTH WASTE WATER TREATMENT	4	W
WWT-E-GNRS-4WK-01	MONTHLY SYNCHRONOUS GENERATOR PM	S	CWWT-C0765	MAIN SWITCHGEAR BUILDING, CENTRAL WASTE WATER TREATMENT	4	W
WWT-E-GNRS-4WK-01	MONTHLY SYNCHRONOUS GENERATOR PM	S	CWWT-C1735	BLOWER/CO-GEN BUILDING, CENTRAL WASTE WATER TREATMENT	4	W
WWT-E-GNRS-4WK-01	MONTHLY SYNCHRONOUS GENERATOR PM	S	NWWT-N0765	MAIN SWITCHGEAR BUILDING, NORTH WASTE WATER TREATMENT	4	W

WWT-E-GNRS-4WK-01	MONTHLY SYNCHRONOUS GENERATOR PM	S	PS0001-CP001	FOURTH STREET SEWER PUMP STATION 1	4	W
WWT-E-GNRS-4WK-01	MONTHLY SYNCHRONOUS GENERATOR PM	S	PS0002-CP002	NINTH STREET SEWER PUMP STATION 2	4	W
WWT-E-PNLBB-4WK-01	MONTHLY LEVEL BUBBLER CONTROL PANEL PM	S	CWWT-C0750	EFFLUENT PUMP STATION, CENTRAL WASTE WATER TREATMENT	4	W
WWT-E-PNLBB-4WK-01	MONTHLY LEVEL BUBBLER CONTROL PANEL PM	S	CWWT-C1601	GRIT BUILDING 1, CENTRAL WASTE WATER TREATMENT	4	W
WWT-E-PNLBB-4WK-01	MONTHLY LEVEL BUBBLER CONTROL PANEL PM	S	SWWT-S0651	RETURN SLUDGE STATION 1, SOUTH WASTE WATER TREATMENT	4	W
WWT-E-PNLBB-4WK-01	MONTHLY LEVEL BUBBLER CONTROL PANEL PM	S	SWWT-S0652	RETURN SLUDGE STATION 2, SOUTH WASTE WATER TREATMENT	4	W
WWT-E-PNLBB-4WK-01	MONTHLY LEVEL BUBBLER CONTROL PANEL PM	S	SWWT-S0653	RETURN SLUDGE STATION 3, SOUTH WASTE WATER TREATMENT	4	W
WWT-E-PNLBB-4WK-01	MONTHLY LEVEL BUBBLER CONTROL PANEL PM	S	SWWT-S0660	SLUDGE CONCENTRATION BUILDING/PLANT 1, SOUTH WASTE WATER TREATMENT	4	W
WWT-E-PNLBB-4WK-01	MONTHLY LEVEL BUBBLER CONTROL PANEL PM	S	SWWT-S0714	FILTRATE BUILDING, SOUTH WASTE WATER TREATMENT	4	W
WWT-E-PNLBB-4WK-01	MONTHLY LEVEL BUBBLER CONTROL PANEL PM	S	SWWT-S0750	EFFLUENT PUMP STATION BLDG 1, SOUTH WASTE WATER TREATMENT	4	W
WWT-E-PNLFA-4WK-01	MONTHLY/SEMI ANNUAL FIRE ALARM PANEL PLANT WIDE GROUP PM	S	WWPLANTS-CWWT	CENTRAL DISTRICT, WASTE WATER TREATMENT PLANT	4	W
WWT-E-PNLFA-4WK-01	MONTHLY/SEMI ANNUAL FIRE ALARM PANEL PLANT WIDE GROUP PM	S	WWPLANTS-NWWT	NORTH DISTRICT, WASTE WATER TREATMENT PLANT	4	W
WWT-E-TRNO-4WK-01	MONTHLY OIL TRANSFORMER PM	S	WWPLANTS-CWWT	CENTRAL DISTRICT, WASTE WATER TREATMENT PLANT	4	W
WWT-E-TRNO-4WK-01	MONTHLY OIL TRANSFORMER PM	S	WWPLANTS-NWWT	NORTH DISTRICT, WASTE WATER TREATMENT PLANT	4	W
WWT-E-TRNO-4WK-01	MONTHLY OIL TRANSFORMER PM	S	WWPLANTS-SWWT	SOUTH DISTRICT, WASTE WATER TREATMENT PLANT	4	W
WWT-D-ENG-12WK-03	DIES-ENGINE-DIESEL-QUARTERLY FAN DRIVE AND COOLANT SAMPLE PM	S	CWWT-C0765	MAIN SWITCHGEAR BUILDING, CENTRAL WASTE WATER TREATMENT	12	W
WWT-D-ENG-12WK-03	DIES-ENGINE-DIESEL-QUARTERLY FAN DRIVE AND COOLANT SAMPLE PM	S	NWWT-N0765	MAIN SWITCHGEAR BUILDING, NORTH WASTE WATER TREATMENT	12	W
WWT-D-ENG-12WK-03	DIES-ENGINE-DIESEL-QUARTERLY FAN DRIVE AND COOLANT SAMPLE PM	S	SWWT-S0765	MAIN SWITCHGEAR BUILDING 1, SOUTH WASTE WATER TREATMENT	12	W
WWT-D-ENG-12WK-03	DIES-ENGINE-DIESEL-QUARTERLY FAN DRIVE AND COOLANT SAMPLE PM	S	SWWT-S1765	MAIN SWITCHGEAR BUILDING 2, SOUTH WASTE WATER TREATMENT	12	W
WWT-E-PNLA-12WK-01	QUARTERLY ANNUNCIATOR PANEL PM	S	CWWT-C0765	MAIN SWITCHGEAR BUILDING, CENTRAL WASTE WATER TREATMENT	12	W
WWT-E-PNLA-12WK-01	QUARTERLY ANNUNCIATOR PANEL PM	S	PS0001-CP001	FOURTH STREET SEWER PUMP STATION 1	12	W
WWT-E-PNLA-12WK-01	QUARTERLY ANNUNCIATOR PANEL PM	S	SWWT-S0601	GRIT BUILDING 1, SOUTH WASTE WATER TREATMENT	12	W
WWT-E-PNLA-12WK-01	QUARTERLY ANNUNCIATOR PANEL PM	S	SWWT-S0602	GRIT BUILDING 2, SOUTH WASTE WATER TREATMENT	12	W
WWT-E-PNLA-12WK-01	QUARTERLY ANNUNCIATOR PANEL PM	S	SWWT-S0652	RETURN SLUDGE STATION 2, SOUTH WASTE WATER TREATMENT	12	W
WWT-E-PNLA-12WK-01	QUARTERLY ANNUNCIATOR PANEL PM	S	SWWT-S0765	MAIN SWITCHGEAR BUILDING 1, SOUTH WASTE WATER TREATMENT	12	W

WWT-D-CMPSV-26WK-01	DIES-GAS COMPRESSOR-CENTRAL SEMIANNUAL PM	S	CWWT-C1735	BLOWER/CO-GEN BUILDING, CENTRAL WASTE WATER TREATMENT	26	W
WWT-D-CMPSV-26WK-02	DIES-GAS COMPRESSOR-SOUTH/CENTRAL (2000 HRS) PM	S	CWWT-C2707	GAS COMPRESSION BUILDING, CENTRAL WASTE WATER TREATMENT	26	W
WWT-D-ENGD-26WK-01	DIES-ALL ENGINE TYPES SEMI-ANNUAL OR 250 HR PD /OIL SAMPLE	S	SWWT-S0765-64	POWER - AUXILIARY, MAIN SWITCHGEAR BUILDING 1	26	W
WWT-D-ENGD-26WK-01	DIES-ALL ENGINE TYPES SEMI-ANNUAL OR 250 HR PD /OIL SAMPLE	S	SWWT-S1765-64	POWER - AUXILIARY, MAIN SWITCHGEAR BUILDING 2	26	W
WWT-E-ACTE-26WK-01	SEMI-ANNUAL ELECTRIC ACTUATOR INSPECTION	S	CWWT-C0765	MAIN SWITCHGEAR BUILDING, CENTRAL WASTE WATER TREATMENT	26	W
WWT-E-ACTE-26WK-01	SEMI-ANNUAL ELECTRIC ACTUATOR INSPECTION	S	CWWT-C1735	BLOWER/CO-GEN BUILDING, CENTRAL WASTE WATER TREATMENT	26	W
WWT-E-ACTE-26WK-01	SEMI-ANNUAL ELECTRIC ACTUATOR INSPECTION	S	NWWT-N0765	MAIN SWITCHGEAR BUILDING, NORTH WASTE WATER TREATMENT	26	W
WWT-E-ACTE-26WK-01	SEMI-ANNUAL ELECTRIC ACTUATOR INSPECTION	S	SWWT-S0735	CO-GENERATION BLDG, SOUTH WASTE WATER TREATMENT	26	W
WWT-E-ACTE-26WK-01	SEMI-ANNUAL ELECTRIC ACTUATOR INSPECTION	S	SWWT-S0765	MAIN SWITCHGEAR BUILDING 1, SOUTH WASTE WATER TREATMENT	26	W
WWT-E-BTBCHR-4WK-01	MONTHLY/SEMI-ANNUAL BATTERY BANK AND 120 VDC CHARGER INSPECTION	S	SWWT-S0735	CO-GENERATION BLDG, SOUTH WASTE WATER TREATMENT	26	W
WWT-E-BTBCHR-4WK-01	MONTHLY/SEMI-ANNUAL BATTERY BANK AND 120 VDC CHARGER INSPECTION	S	SWWT-S0750	EFFLUENT PUMP STATION BLDG 1, SOUTH WASTE WATER TREATMENT	26	W
WWT-E-CNTEM-26WK-01	SEMIANNUAL ELECTROMECHANICAL CONTROLLER PM	S	CWWT-C0715	SLUDGE DRYING BEDS, CENTRAL WASTE WATER TREATMENT	26	W
WWT-E-CNTEM-26WK-01	SEMIANNUAL ELECTROMECHANICAL CONTROLLER PM	S	CWWT-C0765	MAIN SWITCHGEAR BUILDING, CENTRAL WASTE WATER TREATMENT	26	W
WWT-E-CNTEM-26WK-01	SEMIANNUAL ELECTROMECHANICAL CONTROLLER PM	S	CWWT-C1651	RETURN SLUDGE STATION 1/PLANT 1, CENTRAL WASTE WATER TREATMENT	26	W
WWT-E-CNTEM-26WK-01	SEMIANNUAL ELECTROMECHANICAL CONTROLLER PM	S	CWWT-C1652	RETURN SLUDGE STATION 2/PLANT 1, CENTRAL WASTE WATER TREATMENT	26	W
WWT-E-CNTEM-26WK-01	SEMIANNUAL ELECTROMECHANICAL CONTROLLER PM	S	CWWT-C1653	RETURN SLUDGE STATION 3/PLANT 1, CENTRAL WASTE WATER TREATMENT	26	W
WWT-E-CNTEM-26WK-01	SEMIANNUAL ELECTROMECHANICAL CONTROLLER PM	S	CWWT-C1670	POLYMER BUILDING/PLANT 1, CENTRAL WASTE WATER TREATMENT	26	W
WWT-E-CNTEM-26WK-01	SEMIANNUAL ELECTROMECHANICAL CONTROLLER PM	S	CWWT-C1681	DIGESTER TANK 5/PLANT 1, CENTRAL WASTE WATER TREATMENT	26	W
WWT-E-CNTEM-26WK-01	SEMIANNUAL ELECTROMECHANICAL CONTROLLER PM	S	CWWT-C2670	POLYMER BUILDING/PLANT 2, CENTRAL WASTE WATER TREATMENT	26	W
WWT-E-CNTEM-26WK-01	SEMIANNUAL ELECTROMECHANICAL CONTROLLER PM	S	CWWT-C2740	CHLORINE BUILDING 2, CENTRAL WASTE WATER TREATMENT	26	W
WWT-E-CNTEM-26WK-01	SEMIANNUAL ELECTROMECHANICAL CONTROLLER PM	S	NWWT-N0604	PRE-TREATMENT & SLUDGE TRANSFER BUILDING, NORTH WASTE WATER TREATMENT	26	W
WWT-E-CNTEM-26WK-01	SEMIANNUAL ELECTROMECHANICAL CONTROLLER PM	S	NWWT-N0630	PRIMARY SLUDGE PUMPING STATION 1, NORTH WASTE WATER TREATMENT	26	W
WWT-E-CNTEM-26WK-01	SEMIANNUAL ELECTROMECHANICAL CONTROLLER PM	S	NWWT-N0740	ON-SITE CHLORINE BUILDING, NORTH WASTE WATER TREATMENT	26	W

WWT-E-CNTEM-26WK-01	SEMIANNUAL ELECTROMECHANICAL CONTROLLER PM	S	PS0001-CP001	FOURTH STREET SEWER PUMP STATION 1	26	W
WWT-E-CNTEM-26WK-01	SEMIANNUAL ELECTROMECHANICAL CONTROLLER PM	S	PS0002-CP002	NINTH STREET SEWER PUMP STATION 2	26	W
WWT-E-CNTEM-26WK-01	SEMIANNUAL ELECTROMECHANICAL CONTROLLER PM	S	SWWT-S0750	EFFLUENT PUMP STATION BLDG 1, SOUTH WASTE WATER TREATMENT	26	W
WWT-E-CNTVDC-26WK-02	SEMIANNUAL VARIABLE SPEED CONTROLLER PM	S	CWWT-C0710	SLUDGE DEWATERING BUILDING, CENTRAL WASTE WATER TREATMENT	26	W
WWT-E-CNTVDC-26WK-02	SEMIANNUAL VARIABLE SPEED CONTROLLER PM	S	CWWT-C0750	EFFLUENT PUMP STATION, CENTRAL WASTE WATER TREATMENT	26	W
WWT-E-CNTVDC-26WK-02	SEMIANNUAL VARIABLE SPEED CONTROLLER PM	S	CWWT-C1651	RETURN SLUDGE STATION 1/PLANT 1, CENTRAL WASTE WATER TREATMENT	26	W
WWT-E-CNTVDC-26WK-02	SEMIANNUAL VARIABLE SPEED CONTROLLER PM	S	CWWT-C1652	RETURN SLUDGE STATION 2/PLANT 1, CENTRAL WASTE WATER TREATMENT	26	W
WWT-E-CNTVDC-26WK-02	SEMIANNUAL VARIABLE SPEED CONTROLLER PM	S	CWWT-C1653	RETURN SLUDGE STATION 3/PLANT 1, CENTRAL WASTE WATER TREATMENT	26	W
WWT-E-CNTVDC-26WK-02	SEMIANNUAL VARIABLE SPEED CONTROLLER PM	S	CWWT-C1670	POLYMER BUILDING/PLANT 1, CENTRAL WASTE WATER TREATMENT	26	W
WWT-E-CNTVDC-26WK-02	SEMIANNUAL VARIABLE SPEED CONTROLLER PM	S	CWWT-C2670	POLYMER BUILDING/PLANT 2, CENTRAL WASTE WATER TREATMENT	26	W
WWT-E-CNTVDC-26WK-02	SEMIANNUAL VARIABLE SPEED CONTROLLER PM	S	NWWT-N0604	PRE-TREATMENT & SLUDGE TRANSFER BUILDING, NORTH WASTE WATER TREATMENT	26	W
WWT-E-CNTVDC-26WK-02	SEMIANNUAL VARIABLE SPEED CONTROLLER PM	S	NWWT-N0651	RETURN SLUDGE STATION 1, NORTH WASTE WATER TREATMENT	26	W
WWT-E-CNTVDC-26WK-02	SEMIANNUAL VARIABLE SPEED CONTROLLER PM	S	NWWT-N1651	RETURN SLUDGE STATION 3, NORTH WASTE WATER TREATMENT	26	W
WWT-E-CNTVDC-26WK-02	SEMIANNUAL VARIABLE SPEED CONTROLLER PM	S	NWWT-N1652	RETURN SLUDGE STATION 4, NORTH WASTE WATER TREATMENT	26	W
WWT-E-CNTVDC-26WK-02	SEMIANNUAL VARIABLE SPEED CONTROLLER PM	S	NWWT-N1653	RETURN SLUDGE STATION 5, NORTH WASTE WATER TREATMENT	26	W
WWT-E-CNTVDC-26WK-02	SEMIANNUAL VARIABLE SPEED CONTROLLER PM	S	NWWT-N2651	RETURN SLUDGE STATION 2, NORTH WASTE WATER TREATMENT	26	W
WWT-E-CNTVDC-26WK-02	SEMIANNUAL VARIABLE SPEED CONTROLLER PM	S	PS0002-CP002	NINTH STREET SEWER PUMP STATION 2	26	W
WWT-E-CNTVDC-26WK-02	SEMIANNUAL VARIABLE SPEED CONTROLLER PM	S	SWWT-S0652	RETURN SLUDGE STATION 2, SOUTH WASTE WATER TREATMENT	26	W
WWT-E-CNTVDC-26WK-02	SEMIANNUAL VARIABLE SPEED CONTROLLER PM	S	SWWT-S0671	POLYMER BUILDING-CLARIFIERS, SOUTH WASTE WATER TREATMENT	26	W
WWT-E-CNTVDC-26WK-02	SEMIANNUAL VARIABLE SPEED CONTROLLER PM	S	SWWT-S0710	SLUDGE DEWATERING BUILDING, SOUTH WASTE WATER TREATMENT	26	W
WWT-E-FXLEX-26WK-01	SEMIANNUAL EMERGENCY LIGHTING FIXTURE INSPECTION	S	WWPLANTS-SWWT	SOUTH DISTRICT, WASTE WATER TREATMENT PLANT	26	W
WWT-E-MTRI-12WK-01	QUARTERLY/ SEMI-ANNUAL O2 TRAIN INDUCTION MOTOR PM	S	SWWT-S0621	OXYGENATION TRAINS 1, SOUTH WASTE WATER TREATMENT	26	W
WWT-E-MTRI-12WK-01	QUARTERLY/ SEMI-ANNUAL O2 TRAIN INDUCTION MOTOR PM	S	SWWT-S0622	OXYGENATION TRAINS 2, SOUTH WASTE WATER TREATMENT	26	W
WWT-E-MTRI-12WK-01	QUARTERLY/ SEMI-ANNUAL O2 TRAIN INDUCTION MOTOR PM	S	SWWT-S0623	OXYGENATION TRAINS 3, SOUTH WASTE WATER TREATMENT	26	W
WWT-E-MTRI-12WK-01	QUARTERLY/ SEMI-ANNUAL O2 TRAIN INDUCTION MOTOR PM	S	SWWT-S0624	OXYGENATION TRAINS 4, SOUTH WASTE WATER TREATMENT	26	W



WWT-E-MTRI-12WK-01	QUARTERLY/ SEMI-ANNUAL O2 TRAIN INDUCTION MOTOR PM	S	SWWT-S0625	OXYGENATION TRAINS 5, SOUTH WASTE WATER TREATMENT	26	W
WWT-E-MTRI-12WK-01	QUARTERLY/ SEMI-ANNUAL O2 TRAIN INDUCTION MOTOR PM	S	SWWT-S0626	OXYGENATION TRAINS 6, SOUTH WASTE WATER TREATMENT	26	W
WWT-E-MTRI-12WK-01	QUARTERLY/ SEMI-ANNUAL O2 TRAIN INDUCTION MOTOR PM	S	SWWT-S0627	OXYGENATION TRAINS 7, SOUTH WASTE WATER TREATMENT	26	W
WWT-E-PNLCP-26WK-01	SEMIANNUAL CATHODIC PROTECTION PANEL PM	S	NWWT-PRITREAT-57	CATHODIC PROTECTION, PRIMARY TREATMENT, NORTH DISTRICT, WWTP	26	W
WWT-E-PNLCP-26WK-01	SEMIANNUAL CATHODIC PROTECTION PANEL PM	S	SWWT-S0654	CLARIFIER 09, SOUTH WASTE WATER TREATMENT	26	W
WWT-E-PNLCP-26WK-01	SEMIANNUAL CATHODIC PROTECTION PANEL PM	S	SWWT-S0655	CLARIFIER 10, SOUTH WASTE WATER TREATMENT	26	W
WWT-E-PNLFA-4WK-01	MONTHLY/SEMI ANNUAL FIRE ALARM PANEL PLANT WIDE GROUP PM	S	WWPLANTS-SWWT	SOUTH DISTRICT, WASTE WATER TREATMENT PLANT	26	W
WWT-E-PWSU-26WK-01	SEMIANNUAL UNINTERRUPTED POWER SUPPLY PM	S	WWPLANTS-SWWT	SOUTH DISTRICT, WASTE WATER TREATMENT PLANT	26	W
WWT-D-METFM-52WK-01	DIES-FUEL FLOW METER-YEARLY PM	S	S179447DFMETS	EMD DIESEL ENGINE-DIESEL FUEL METER SYSTEM	52	W
WWT-D-VLVC-52WK-01	DIES-GAS SPHERES CHECK VALVE ANNUAL PM	S	CWWT-C1735	BLOWER/CO-GEN BUILDING, CENTRAL WASTE WATER TREATMENT	52	W
WWT-D-VLVC-52WK-01	DIES-GAS SPHERES CHECK VALVE ANNUAL PM	S	SWWT-S0735	CO-GENERATION BLDG, SOUTH WASTE WATER TREATMENT	52	W
WWT-E-BRK-26WK-01	SEMIANNUAL/ ANNUAL BREAKER PM	S	SWWT-S0005	MAINTENANCE BUILDING, SOUTH WASTE WATER TREATMENT	52	W
WWT-E-BRK-26WK-01	SEMIANNUAL/ ANNUAL BREAKER PM	S	SWWT-S0601	GRIT BUILDING 1, SOUTH WASTE WATER TREATMENT	52	W
WWT-E-BRK-26WK-01	SEMIANNUAL/ ANNUAL BREAKER PM	S	SWWT-S0602	GRIT BUILDING 2, SOUTH WASTE WATER TREATMENT	52	W
WWT-E-BRK-26WK-01	SEMIANNUAL/ ANNUAL BREAKER PM	S	SWWT-S0606	AIR SCRUBBER BLDG 1, SOUTH WASTE WATER TREATMENT	52	W
WWT-E-BRK-26WK-01	SEMIANNUAL/ ANNUAL BREAKER PM	S	SWWT-S0607	AIR SCRUBBER BLDG 2, SOUTH WASTE WATER TREATMENT	52	W
WWT-E-BRK-26WK-01	SEMIANNUAL/ ANNUAL BREAKER PM	S	SWWT-S0608	AIR SCRUBBER BLDG 3, SOUTH WASTE WATER TREATMENT	52	W
WWT-E-BRK-26WK-01	SEMIANNUAL/ ANNUAL BREAKER PM	S	SWWT-S0616	OXYGEN PRODUCTION FACILITY 1, SOUTH WASTE WATER TREATMENT	52	W
WWT-E-BRK-26WK-01	SEMIANNUAL/ ANNUAL BREAKER PM	S	SWWT-S0651	RETURN SLUDGE STATION 1, SOUTH WASTE WATER TREATMENT	52	W
WWT-E-BRK-26WK-01	SEMIANNUAL/ ANNUAL BREAKER PM	S	SWWT-S0652	RETURN SLUDGE STATION 2, SOUTH WASTE WATER TREATMENT	52	W
WWT-E-BRK-26WK-01	SEMIANNUAL/ ANNUAL BREAKER PM	S	SWWT-S0675	DIGESTER CLUSTER CONTROL BUILDING 1, SOUTH WASTE WATER TREATMENT	52	W
WWT-E-BRK-26WK-01	SEMIANNUAL/ ANNUAL BREAKER PM	S	SWWT-S0680	DIGESTER CLUSTER CONTROL BUILDING 2, SOUTH WASTE WATER TREATMENT	52	W
WWT-E-BRK-26WK-01	SEMIANNUAL/ ANNUAL BREAKER PM	S	SWWT-S0685	DIGESTER CLUSTER CONTROL BUILDING 3, SOUTH WASTE WATER TREATMENT	52	W
WWT-E-BRK-26WK-01	SEMIANNUAL/ ANNUAL BREAKER PM	S	SWWT-S0710	SLUDGE DEWATERING BUILDING, SOUTH WASTE WATER TREATMENT	52	W
WWT-E-BRK-26WK-01	SEMIANNUAL/ ANNUAL BREAKER PM	S	SWWT-S0730	MAINTENANCE STORAGE BUILDING (BOILER BLDG), SOUTH WASTE WATER TREATMENT	52	W
WWT-E-BRK-26WK-01	SEMIANNUAL/ ANNUAL BREAKER PM	S	SWWT-S0735	CO-GENERATION BLDG, SOUTH WASTE WATER TREATMENT	52	W

WWT-E-BRK-26WK-01	SEMIANNUAL/ ANNUAL BREAKER PM	S	SWWT-S0740	CHLORINE BUILDING 1, SOUTH WASTE WATER TREATMENT	52	W
WWT-E-BRK-26WK-01	SEMIANNUAL/ ANNUAL BREAKER PM	S	SWWT-S0750	EFFLUENT PUMP STATION BLDG 1, SOUTH WASTE WATER TREATMENT	52	W
WWT-E-BRK-26WK-01	SEMIANNUAL/ ANNUAL BREAKER PM	S	SWWT-S0765	MAIN SWITCHGEAR BUILDING 1, SOUTH WASTE WATER TREATMENT	52	W
WWT-E-BRK-26WK-01	SEMIANNUAL/ ANNUAL BREAKER PM	S	SWWT-S0772	SUB-STATION 07, SOUTH WASTE WATER TREATMENT	52	W
WWT-E-BRK-26WK-01	SEMIANNUAL/ ANNUAL BREAKER PM	S	SWWT-S0773	SUB-STATION 08, SOUTH WASTE WATER TREATMENT	52	W
WWT-E-BRK-26WK-01	SEMIANNUAL/ ANNUAL BREAKER PM	S	SWWT-S0774	SUB-STATION 09, SOUTH WASTE WATER TREATMENT	52	W
WWT-E-BRK-26WK-01	SEMIANNUAL/ ANNUAL BREAKER PM	S	SWWT-S0775	SUB-STATION 10, SOUTH WASTE WATER TREATMENT	52	W
WWT-E-BRK-26WK-01	SEMIANNUAL/ ANNUAL BREAKER PM	S	SWWT-S0776	SUB-STATION 11, SOUTH WASTE WATER TREATMENT	52	W
WWT-E-BRK-26WK-01	SEMIANNUAL/ ANNUAL BREAKER PM	S	SWWT-S0777	SUB-STATION 12, SOUTH WASTE WATER TREATMENT	52	W
WWT-E-BRK-26WK-01	SEMIANNUAL/ ANNUAL BREAKER PM	S	SWWT-S0780	SUB-STATION 15, SOUTH WASTE WATER TREATMENT	52	W
WWT-E-BRK-26WK-01	SEMIANNUAL/ ANNUAL BREAKER PM	S	SWWT-S0781	SUB-STATION 16, SOUTH WASTE WATER TREATMENT	52	W
WWT-E-BRK-26WK-01	SEMIANNUAL/ ANNUAL BREAKER PM	S	SWWT-S0782	SUB-STATION 17, SOUTH WASTE WATER TREATMENT	52	W
WWT-E-BRK-26WK-01	SEMIANNUAL/ ANNUAL BREAKER PM	S	SWWT-S0783	SUB-STATION 18, SOUTH WASTE WATER TREATMENT	52	W
WWT-E-BRK-26WK-01	SEMIANNUAL/ ANNUAL BREAKER PM	S	SWWT-S0883	LIFT STATION FILTER POLY/ELEC BLDG, SOUTH WASTE WATER TREATMENT	52	W
WWT-E-BRK-26WK-01	SEMIANNUAL/ ANNUAL BREAKER PM	S	SWWT-S1616	OXYGEN PLANT 1, SOUTH WASTE WATER TREATMENT	52	W
WWT-E-BRK-26WK-01	SEMIANNUAL/ ANNUAL BREAKER PM	S	SWWT-S1629	UNOX CONTROL BUILDING 1-4, SOUTH WASTE WATER TREATMENT	52	W
WWT-E-BRK-26WK-01	SEMIANNUAL/ ANNUAL BREAKER PM	S	SWWT-S1765	MAIN SWITCHGEAR BUILDING 2, SOUTH WASTE WATER TREATMENT	52	W
WWT-E-BRK-26WK-01	SEMIANNUAL/ ANNUAL BREAKER PM	S	SWWT-S2616	OXYGEN PLANT 2, SOUTH WASTE WATER TREATMENT	52	W
WWT-E-BRK-26WK-01	SEMIANNUAL/ ANNUAL BREAKER PM	S	SWWT-S2629	UNOX CONTROL BUILDING 5 - 8, SOUTH WASTE WATER TREATMENT	52	W
WWT-E-BRK-26WK-01	SEMIANNUAL/ ANNUAL BREAKER PM	S	SWWT-S3617	OXYGEN PLANT 3, SOUTH WASTE WATER TREATMENT	52	W
WWT-E-BTB-52WK-01	ANNUAL BATTERY BANK PM	S	PS0002-CP002	NINTH STREET SEWER PUMP STATION 2	52	W
WWT-E-BTB-52WK-01	ANNUAL BATTERY BANK PM	S	SWWT-S1765	MAIN SWITCHGEAR BUILDING 2, SOUTH WASTE WATER TREATMENT	52	W
WWT-E-BTB-52WK-01	ANNUAL BATTERY BANK PM	S	WWPLANTS-CWWT	CENTRAL DISTRICT, WASTE WATER TREATMENT PLANT	52	W
WWT-E-CNTPLC-52WK-01	ANNUAL PLC/POWER FACTOR CONTROLLER PM	S	CWWT-C0710	SLUDGE DEWATERING BUILDING, CENTRAL WASTE WATER TREATMENT	52	W
WWT-E-CNTPLC-52WK-01	ANNUAL PLC/POWER FACTOR CONTROLLER PM	S	CWWT-C1735	BLOWER/CO-GEN BUILDING, CENTRAL WASTE WATER TREATMENT	52	W

WWT-E-CNTPLC-52WK-01	ANNUAL PLC/POWER FACTOR CONTROLLER PM	S	NWWT-N0604	PRE-TREATMENT & SLUDGE TRANSFER BUILDING, NORTH WASTE WATER TREATMENT	52	W
WWT-E-CNTPLC-52WK-01	ANNUAL PLC/POWER FACTOR CONTROLLER PM	S	NWWT-N0616	OXYGEN PRODUCTION FACILITY 1, NORTH WASTE WATER TREATMENT	52	W
WWT-E-CNTPLC-52WK-01	ANNUAL PLC/POWER FACTOR CONTROLLER PM	S	NWWT-N0617	OXYGEN PRODUCTION FACILITY 2, NORTH WASTE WATER TREATMENT	52	W
WWT-E-CNTPLC-52WK-01	ANNUAL PLC/POWER FACTOR CONTROLLER PM	S	NWWT-N0740	ON-SITE CHLORINE BUILDING, NORTH WASTE WATER TREATMENT	52	W
WWT-E-CNTPLC-52WK-01	ANNUAL PLC/POWER FACTOR CONTROLLER PM	S	NWWT-N0765	MAIN SWITCHGEAR BUILDING, NORTH WASTE WATER TREATMENT	52	W
WWT-E-CNTPLC-52WK-01	ANNUAL PLC/POWER FACTOR CONTROLLER PM	S	NWWT-N0800	INJECTION WELL PUMP STATION, NORTH WASTE WATER TREATMENT	52	W
WWT-E-CNTPLC-52WK-01	ANNUAL PLC/POWER FACTOR CONTROLLER PM	S	NWWT-N0856	EFFLUENT REUSE FILTRATION, NORTH WASTE WATER TREATMENT	52	W
WWT-E-CNTPLC-52WK-01	ANNUAL PLC/POWER FACTOR CONTROLLER PM	S	PS0002-CP002	NINTH STREET SEWER PUMP STATION 2	52	W
WWT-E-CNTPLC-52WK-01	ANNUAL PLC/POWER FACTOR CONTROLLER PM	S	SWWT-S0652	RETURN SLUDGE STATION 2, SOUTH WASTE WATER TREATMENT	52	W
WWT-E-CNTPLC-52WK-01	ANNUAL PLC/POWER FACTOR CONTROLLER PM	S	SWWT-S0670	POLYMER BUILDING-CONCENTRATORS, SOUTH WASTE WATER TREATMENT	52	W
WWT-E-CNTPLC-52WK-01	ANNUAL PLC/POWER FACTOR CONTROLLER PM	S	SWWT-S0679	DIGESTER TANK 3, SOUTH WASTE WATER TREATMENT	52	W
WWT-E-CNTPLC-52WK-01	ANNUAL PLC/POWER FACTOR CONTROLLER PM	S	SWWT-S0681	DIGESTER TANK 5, SOUTH WASTE WATER TREATMENT	52	W
WWT-E-CNTPLC-52WK-01	ANNUAL PLC/POWER FACTOR CONTROLLER PM	S	SWWT-S0683	DIGESTER TANK 7, SOUTH WASTE WATER TREATMENT	52	W
WWT-E-CNTPLC-52WK-01	ANNUAL PLC/POWER FACTOR CONTROLLER PM	S	SWWT-S0710	SLUDGE DEWATERING BUILDING, SOUTH WASTE WATER TREATMENT	52	W
WWT-E-CNTPLC-52WK-01	ANNUAL PLC/POWER FACTOR CONTROLLER PM	S	SWWT-S0735	CO-GENERATION BLDG, SOUTH WASTE WATER TREATMENT	52	W
WWT-E-CNTPLC-52WK-01	ANNUAL PLC/POWER FACTOR CONTROLLER PM	S	SWWT-S0750	EFFLUENT PUMP STATION BLDG 1, SOUTH WASTE WATER TREATMENT	52	W
WWT-E-CNTPLC-52WK-01	ANNUAL PLC/POWER FACTOR CONTROLLER PM	S	SWWT-S0765	MAIN SWITCHGEAR BUILDING 1, SOUTH WASTE WATER TREATMENT	52	W
WWT-E-CNTPLC-52WK-01	ANNUAL PLC/POWER FACTOR CONTROLLER PM	S	SWWT-S1765	MAIN SWITCHGEAR BUILDING 2, SOUTH WASTE WATER TREATMENT	52	W
WWT-E-GNRS-4WK-01	MONTHLY SYNCHRONOUS GENERATOR PM	S	SWWT-S0735	CO-GENERATION BLDG, SOUTH WASTE WATER TREATMENT	52	W
WWT-E-GNRS-52WK-01	ANNUAL SYNCHRONOUS GENERATOR PM	S	CWWT-C0765	MAIN SWITCHGEAR BUILDING, CENTRAL WASTE WATER TREATMENT	52	W
WWT-E-GNRS-52WK-01	ANNUAL SYNCHRONOUS GENERATOR PM	S	CWWT-C1735	BLOWER/CO-GEN BUILDING, CENTRAL WASTE WATER TREATMENT	52	W
WWT-E-GNRS-52WK-01	ANNUAL SYNCHRONOUS GENERATOR PM	S	NWWT-N0765	MAIN SWITCHGEAR BUILDING, NORTH WASTE WATER TREATMENT	52	W
WWT-E-GNRS-52WK-01	ANNUAL SYNCHRONOUS GENERATOR PM	S	PS0001-CP001	FOURTH STREET SEWER PUMP STATION 1	52	W
WWT-E-GNRS-52WK-01	ANNUAL SYNCHRONOUS GENERATOR PM	S	PS0002-CP002	NINTH STREET SEWER PUMP STATION 2	52	W

WWT-E-GNRS-52WK-01	ANNUAL SYNCHRONOUS GENERATOR PM	S	SWWT-S0735	CO-GENERATION BLDG, SOUTH WASTE WATER TREATMENT	52	W
WWT-E-GNRS-52WK-01	ANNUAL SYNCHRONOUS GENERATOR PM	S	SWWT-S0765	MAIN SWITCHGEAR BUILDING 1, SOUTH WASTE WATER TREATMENT	52	W
WWT-E-GNRS-52WK-01	ANNUAL SYNCHRONOUS GENERATOR PM	S	SWWT-S1765	MAIN SWITCHGEAR BUILDING 2, SOUTH WASTE WATER TREATMENT	52	W
WWT-E-IR-52WK-01	ANNUAL INFRARED SCANNING	S	CWWT-C0001	ADMINISTRATION BUILDING, CENTRAL WASTE WATER TREATMENT	52	W
WWT-E-IR-52WK-01	ANNUAL INFRARED SCANNING	S	CWWT-C0005	MAINTENANCE BUILDING, CENTRAL WASTE WATER TREATMENT	52	W
WWT-E-IR-52WK-01	ANNUAL INFRARED SCANNING	S	CWWT-C0616	OXYGEN PRODUCTION FACILITY 1, CENTRAL WASTE WATER TREATMENT	52	W
WWT-E-IR-52WK-01	ANNUAL INFRARED SCANNING	S	CWWT-C0617	OXYGEN PRODUCTION FACILITY 2, CENTRAL WASTE WATER TREATMENT	52	W
WWT-E-IR-52WK-01	ANNUAL INFRARED SCANNING	S	CWWT-C0629	UNOX TANKS CONTROL BUILDING, CENTRAL WASTE WATER TREATMENT	52	W
WWT-E-IR-52WK-01	ANNUAL INFRARED SCANNING	S	CWWT-C0710	SLUDGE DEWATERING BUILDING, CENTRAL WASTE WATER TREATMENT	52	W
WWT-E-IR-52WK-01	ANNUAL INFRARED SCANNING	S	CWWT-C0750	EFFLUENT PUMP STATION, CENTRAL WASTE WATER TREATMENT	52	W
WWT-E-IR-52WK-01	ANNUAL INFRARED SCANNING	S	CWWT-C0765	MAIN SWITCHGEAR BUILDING, CENTRAL WASTE WATER TREATMENT	52	W
WWT-E-IR-52WK-01	ANNUAL INFRARED SCANNING	S	CWWT-C0766	SUB-STATION 01, CENTRAL WASTE WATER TREATMENT	52	W
WWT-E-IR-52WK-01	ANNUAL INFRARED SCANNING	S	CWWT-C0767	SUB-STATION 02, CENTRAL WASTE WATER TREATMENT	52	W
WWT-E-IR-52WK-01	ANNUAL INFRARED SCANNING	S	CWWT-C0768	SUB-STATION 03, CENTRAL WASTE WATER TREATMENT	52	W
WWT-E-IR-52WK-01	ANNUAL INFRARED SCANNING	S	CWWT-C0769	SUB-STATION 04, CENTRAL WASTE WATER TREATMENT	52	W
WWT-E-IR-52WK-01	ANNUAL INFRARED SCANNING	S	CWWT-C0770	SUB-STATION 05, CENTRAL WASTE WATER TREATMENT	52	W
WWT-E-IR-52WK-01	ANNUAL INFRARED SCANNING	S	CWWT-C0771	SUB-STATION 06, CENTRAL WASTE WATER TREATMENT	52	W
WWT-E-IR-52WK-01	ANNUAL INFRARED SCANNING	S	CWWT-C0772	SUB-STATION 07, CENTRAL WASTE WATER TREATMENT	52	W
WWT-E-IR-52WK-01	ANNUAL INFRARED SCANNING	S	CWWT-C0773	SUB-STATION 08, CENTRAL WASTE WATER TREATMENT	52	W
WWT-E-IR-52WK-01	ANNUAL INFRARED SCANNING	S	CWWT-C0774	SUB-STATION 09, CENTRAL WASTE WATER TREATMENT	52	W
WWT-E-IR-52WK-01	ANNUAL INFRARED SCANNING	S	CWWT-C0775	SUB-STATION 10, CENTRAL WASTE WATER TREATMENT	52	W
WWT-E-IR-52WK-01	ANNUAL INFRARED SCANNING	S	CWWT-C0776	SUB-STATION 11, CENTRAL WASTE WATER TREATMENT	52	W
WWT-E-IR-52WK-01	ANNUAL INFRARED SCANNING	S	CWWT-C0777	SUB-STATION 12, CENTRAL WASTE WATER TREATMENT	52	W
WWT-E-IR-52WK-01	ANNUAL INFRARED SCANNING	S	CWWT-C0778	SUB-STATION 13, CENTRAL WASTE WATER TREATMENT	52	W
WWT-E-IR-52WK-01	ANNUAL INFRARED SCANNING	S	CWWT-C0779	SUB-STATION 14, CENTRAL WASTE WATER TREATMENT	52	W

WWT-E-IR-52WK-01	ANNUAL INFRARED SCANNING	S	CWWT-C0780	SUB-STATION 15, CENTRAL WASTE WATER TREATMENT	52	W
WWT-E-IR-52WK-01	ANNUAL INFRARED SCANNING	S	CWWT-C0781	SUB-STATION 16, CENTRAL WASTE WATER TREATMENT	52	W
WWT-E-IR-52WK-01	ANNUAL INFRARED SCANNING	S	CWWT-C0782	SUB-STATION 17, CENTRAL WASTE WATER TREATMENT	52	W
WWT-E-IR-52WK-01	ANNUAL INFRARED SCANNING	S	CWWT-C0783	SUB-STATION 18, CENTRAL WASTE WATER TREATMENT	52	W
WWT-E-IR-52WK-01	ANNUAL INFRARED SCANNING	S	CWWT-C0784	SUB-STATION 19, CENTRAL WASTE WATER TREATMENT	52	W
WWT-E-IR-52WK-01	ANNUAL INFRARED SCANNING	S	CWWT-C0785	SUB-STATION 20, CENTRAL WASTE WATER TREATMENT	52	W
WWT-E-IR-52WK-01	ANNUAL INFRARED SCANNING	S	CWWT-C0786	SUB-STATION 17A, CENTRAL WASTE WATER TREATMENT	52	W
WWT-E-IR-52WK-01	ANNUAL INFRARED SCANNING	S	CWWT-C0787	SUB-STATION 18A, CENTRAL WASTE WATER TREATMENT	52	W
WWT-E-IR-52WK-01	ANNUAL INFRARED SCANNING	S	CWWT-C0788	SUB-STATION 07A, CENTRAL WASTE WATER TREATMENT	52	W
WWT-E-IR-52WK-01	ANNUAL INFRARED SCANNING	S	CWWT-C0789	SUB-STATION 08B, CENTRAL WASTE WATER TREATMENT	52	W
WWT-E-IR-52WK-01	ANNUAL INFRARED SCANNING	S	CWWT-C0791	SUB-STATION 09A, CENTRAL WASTE WATER TREATMENT	52	W
WWT-E-IR-52WK-01	ANNUAL INFRARED SCANNING	S	CWWT-C0792	SUB-STATION 10B, CENTRAL WASTE WATER TREATMENT	52	W
WWT-E-IR-52WK-01	ANNUAL INFRARED SCANNING	S	CWWT-C0793	SUB-STATION 19A, CENTRAL WASTE WATER TREATMENT	52	W
WWT-E-IR-52WK-01	ANNUAL INFRARED SCANNING	S	CWWT-C0794	SUB-STATION 20B, CENTRAL WASTE WATER TREATMENT	52	W
WWT-E-IR-52WK-01	ANNUAL INFRARED SCANNING	S	CWWT-C1601	GRIT BUILDING 1, CENTRAL WASTE WATER TREATMENT	52	W
WWT-E-IR-52WK-01	ANNUAL INFRARED SCANNING	S	CWWT-C1606	AIR SCRUBBER BUILDING 1, CENTRAL WASTE WATER TREATMENT	52	W
WWT-E-IR-52WK-01	ANNUAL INFRARED SCANNING	S	CWWT-C1607	AIR SCRUBBER BUILDING 3, CENTRAL WASTE WATER TREATMENT	52	W
WWT-E-IR-52WK-01	ANNUAL INFRARED SCANNING	S	CWWT-C1616	OXYGEN PLANT 1, CENTRAL WASTE WATER TREATMENT	52	W
WWT-E-IR-52WK-01	ANNUAL INFRARED SCANNING	S	CWWT-C1621	OXYGENATION TRAIN 1/AERATION TANKS 1-6, CENTRAL WASTE WATER TREATMENT	52	W
WWT-E-IR-52WK-01	ANNUAL INFRARED SCANNING	S	CWWT-C1622	OXYGENATION TRAIN 2, CENTRAL WASTE WATER TREATMENT	52	W
WWT-E-IR-52WK-01	ANNUAL INFRARED SCANNING	S	CWWT-C1623	OXYGENATION TRAIN 3, CENTRAL WASTE WATER TREATMENT	52	W
WWT-E-IR-52WK-01	ANNUAL INFRARED SCANNING	S	CWWT-C1629	OASIS CONTROL BUILDING, CENTRAL WASTE WATER TREATMENT	52	W
WWT-E-IR-52WK-01	ANNUAL INFRARED SCANNING	S	CWWT-C1646	FINAL SETTLING TANK 6/PLANT 1, CENTRAL WASTE WATER TREATMENT	52	W
WWT-E-IR-52WK-01	ANNUAL INFRARED SCANNING	S	CWWT-C1651	RETURN SLUDGE STATION 1/PLANT 1, CENTRAL WASTE WATER TREATMENT	52	W
WWT-E-IR-52WK-01	ANNUAL INFRARED SCANNING	S	CWWT-C1652	RETURN SLUDGE STATION 2/PLANT 1, CENTRAL WASTE WATER TREATMENT	52	W

WWT-E-IR-52WK-01	ANNUAL INFRARED SCANNING	S	CWWT-C1653	RETURN SLUDGE STATION 3/PLANT 1, CENTRAL WASTE WATER TREATMENT	52	W
WWT-E-IR-52WK-01	ANNUAL INFRARED SCANNING	S	CWWT-C1660	SLUDGE CONCENTRATION BUILDING/PLANT 1, CENTRAL WASTE WATER TREATMENT	52	W
WWT-E-IR-52WK-01	ANNUAL INFRARED SCANNING	S	CWWT-C1675	DIGESTER CLUSTER CONTROL BUILDING 1/PLANT 1, CENTRAL WASTE WATER TREATMENT	52	W
WWT-E-IR-52WK-01	ANNUAL INFRARED SCANNING	S	CWWT-C1680	DIGESTER CLUSTER CONTROL BUILDING 2/PLANT 1, CENTRAL WASTE WATER TREATMENT	52	W
WWT-E-IR-52WK-01	ANNUAL INFRARED SCANNING	S	CWWT-C1735	BLOWER/CO-GEN BUILDING, CENTRAL WASTE WATER TREATMENT	52	W
WWT-E-IR-52WK-01	ANNUAL INFRARED SCANNING	S	CWWT-C1740	CHLORINE BUILDING 1, CENTRAL WASTE WATER TREATMENT	52	W
WWT-E-IR-52WK-01	ANNUAL INFRARED SCANNING	S	CWWT-C2601	GRIT BUILDING 2, CENTRAL WASTE WATER TREATMENT	52	W
WWT-E-IR-52WK-01	ANNUAL INFRARED SCANNING	S	CWWT-C2606	AIR SCRUBBER BUILDING 2, CENTRAL WASTE WATER TREATMENT	52	W
WWT-E-IR-52WK-01	ANNUAL INFRARED SCANNING	S	CWWT-C2607	AIR SCRUBBER BUILDING 4, CENTRAL WASTE WATER TREATMENT	52	W
WWT-E-IR-52WK-01	ANNUAL INFRARED SCANNING	S	CWWT-C2608	AIR SCRUBBER BUILDING 5, CENTRAL WASTE WATER TREATMENT	52	W
WWT-E-IR-52WK-01	ANNUAL INFRARED SCANNING	S	CWWT-C2616	OXYGEN PLANT 2, CENTRAL WASTE WATER TREATMENT	52	W
WWT-E-IR-52WK-01	ANNUAL INFRARED SCANNING	S	CWWT-C2621	OXYGENATION TRAIN 1, CENTRAL WASTE WATER TREATMENT	52	W
WWT-E-IR-52WK-01	ANNUAL INFRARED SCANNING	S	CWWT-C2622	OXYGENATION TRAIN 2, CENTRAL WASTE WATER TREATMENT	52	W
WWT-E-IR-52WK-01	ANNUAL INFRARED SCANNING	S	CWWT-C2623	OXYGENATION TRAIN 3, CENTRAL WASTE WATER TREATMENT	52	W
WWT-E-IR-52WK-01	ANNUAL INFRARED SCANNING	S	CWWT-C2624	OXYGENATION TRAIN 4, CENTRAL WASTE WATER TREATMENT	52	W
WWT-E-IR-52WK-01	ANNUAL INFRARED SCANNING	S	CWWT-C2651	RETURN SLUDGE STATION 1/PLANT 2, CENTRAL WASTE WATER TREATMENT	52	W
WWT-E-IR-52WK-01	ANNUAL INFRARED SCANNING	S	CWWT-C2652	RETURN SLUDGE STATION 2/PLANT 2, CENTRAL WASTE WATER TREATMENT	52	W
WWT-E-IR-52WK-01	ANNUAL INFRARED SCANNING	S	CWWT-C2653	RETURN SLUDGE STATION 3/PLANT 2, CENTRAL WASTE WATER TREATMENT	52	W
WWT-E-IR-52WK-01	ANNUAL INFRARED SCANNING	S	CWWT-C2654	RETURN SLUDGE STATION 4/PLANT 2, CENTRAL WASTE WATER TREATMENT	52	W
WWT-E-IR-52WK-01	ANNUAL INFRARED SCANNING	S	CWWT-C2655	RETURN SLUDGE STATION 5/PLANT 2 CENTRAL WASTE WATER TREATMENT	52	W
WWT-E-IR-52WK-01	ANNUAL INFRARED SCANNING	S	CWWT-C2660	SLUDGE CONCENTRATION BUILDING/PLANT 2, CENTRAL WASTE WATER TREATMENT	52	W
WWT-E-IR-52WK-01	ANNUAL INFRARED SCANNING	S	CWWT-C2675	DIGESTER CLUSTER CONTROL BUILDING 1/PLANT 2, CENTRAL WASTE WATER TREATMENT	52	W

WWT-E-IR-52WK-01	ANNUAL INFRARED SCANNING	S	CWWT-C2680	DIGESTER CLUSTER CONTROL BUILDING 2/PLANT 2, CENTRAL WASTE WATER TREATMENT	52	W
WWT-E-IR-52WK-01	ANNUAL INFRARED SCANNING	S	CWWT-C2685	DIGESTER CLUSTER CONTROL BUILDING 3/PLANT 2, CENTRAL WASTE WATER TREATMENT	52	W
WWT-E-IR-52WK-01	ANNUAL INFRARED SCANNING	S	CWWT-C2690	DIGESTER CLUSTER CONTROL BUILDING 4/PLANT 2, CENTRAL WASTE WATER TREATMENT	52	W
WWT-E-IR-52WK-01	ANNUAL INFRARED SCANNING	S	CWWT-C2705	GAS SCRUBBER AREA, CENTRAL WASTE WATER TREATMENT	52	W
WWT-E-IR-52WK-01	ANNUAL INFRARED SCANNING	S	CWWT-C2707	GAS COMPRESSION BUILDING, CENTRAL WASTE WATER TREATMENT	52	W
WWT-E-IR-52WK-01	ANNUAL INFRARED SCANNING	S	CWWT-C2740	CHLORINE BUILDING 2, CENTRAL WASTE WATER TREATMENT	52	W
WWT-E-IR-52WK-01	ANNUAL INFRARED SCANNING	S	NWWT-N0001	ADMINISTRATION BUILDING, NORTH WASTE WATER TREATMENT	52	W
WWT-E-IR-52WK-01	ANNUAL INFRARED SCANNING	S	NWWT-N0005	MAINTENANCE BUILDING, NORTH WASTE WATER TREATMENT	52	W
WWT-E-IR-52WK-01	ANNUAL INFRARED SCANNING	S	NWWT-N0601	GRIT BUILDING 1, NORTH WASTE WATER TREATMENT	52	W
WWT-E-IR-52WK-01	ANNUAL INFRARED SCANNING	S	NWWT-N0604	PRE-TREATMENT & SLUDGE TRANSFER BUILDING, NORTH WASTE WATER TREATMENT	52	W
WWT-E-IR-52WK-01	ANNUAL INFRARED SCANNING	S	NWWT-N0606	AIR SCRUBBER BUILDING 1, NORTH WASTE WATER TREATMENT	52	W
WWT-E-IR-52WK-01	ANNUAL INFRARED SCANNING	S	NWWT-N0616	OXYGEN PRODUCTION FACILITY 1, NORTH WASTE WATER TREATMENT	52	W
WWT-E-IR-52WK-01	ANNUAL INFRARED SCANNING	S	NWWT-N0617	OXYGEN PRODUCTION FACILITY 2, NORTH WASTE WATER TREATMENT	52	W
WWT-E-IR-52WK-01	ANNUAL INFRARED SCANNING	S	NWWT-N0621	OXYGENATION TRAIN 3, NORTH WASTE WATER TREATMENT	52	W
WWT-E-IR-52WK-01	ANNUAL INFRARED SCANNING	S	NWWT-N0622	OXYGENATION TRAIN 4, NORTH WASTE WATER TREATMENT	52	W
WWT-E-IR-52WK-01	ANNUAL INFRARED SCANNING	S	NWWT-N0629	OXYGENATION TRAIN MOTOR CONTROL BUILDING 1, NORTH WASTE WATER TREATMENT	52	W
WWT-E-IR-52WK-01	ANNUAL INFRARED SCANNING	S	NWWT-N0630	PRIMARY SLUDGE PUMPING STATION 1, NORTH WASTE WATER TREATMENT	52	W
WWT-E-IR-52WK-01	ANNUAL INFRARED SCANNING	S	NWWT-N0651	RETURN SLUDGE STATION 1, NORTH WASTE WATER TREATMENT	52	W
WWT-E-IR-52WK-01	ANNUAL INFRARED SCANNING	S	NWWT-N0740	ON-SITE CHLORINE BUILDING, NORTH WASTE WATER TREATMENT	52	W
WWT-E-IR-52WK-01	ANNUAL INFRARED SCANNING	S	NWWT-N0750	EFFLUENT PUMP STATION, NORTH WASTE WATER TREATMENT	52	W
WWT-E-IR-52WK-01	ANNUAL INFRARED SCANNING	S	NWWT-N0765	MAIN SWITCHGEAR BUILDING, NORTH WASTE WATER TREATMENT	52	W
WWT-E-IR-52WK-01	ANNUAL INFRARED SCANNING	S	NWWT-N0800	INJECTION WELL PUMP STATION, NORTH WASTE WATER TREATMENT	52	W
WWT-E-IR-52WK-01	ANNUAL INFRARED SCANNING	S	NWWT-N1616	OXYGEN PLANT 1, NORTH WASTE WATER TREATMENT	52	W

WWT-E-IR-52WK-01	ANNUAL INFRARED SCANNING	S	NWWT-N1621	OXYGENATION TRAIN 1, NORTH WASTE WATER TREATMENT	52	W
WWT-E-IR-52WK-01	ANNUAL INFRARED SCANNING	S	NWWT-N1622	OXYGENATION TRAIN 2, NORTH WASTE WATER TREATMENT	52	W
WWT-E-IR-52WK-01	ANNUAL INFRARED SCANNING	S	NWWT-N1651	RETURN SLUDGE STATION 3, NORTH WASTE WATER TREATMENT	52	W
WWT-E-IR-52WK-01	ANNUAL INFRARED SCANNING	S	NWWT-N1652	RETURN SLUDGE STATION 4, NORTH WASTE WATER TREATMENT	52	W
WWT-E-IR-52WK-01	ANNUAL INFRARED SCANNING	S	NWWT-N1653	RETURN SLUDGE STATION 5, NORTH WASTE WATER TREATMENT	52	W
WWT-E-IR-52WK-01	ANNUAL INFRARED SCANNING	S	NWWT-N2616	OXYGEN PLANT 2, NORTH WASTE WATER TREATMENT	52	W
WWT-E-IR-52WK-01	ANNUAL INFRARED SCANNING	S	NWWT-N2621	OXYGENATION TRAIN 5, NORTH WASTE WATER TREATMENT	52	W
WWT-E-IR-52WK-01	ANNUAL INFRARED SCANNING	S	NWWT-N2622	OXYGENATION TRAIN 6, NORTH WASTE WATER TREATMENT	52	W
WWT-E-IR-52WK-01	ANNUAL INFRARED SCANNING	S	NWWT-N2629	OXYGENATION TRAIN MOTOR CONTROL BUILDING 2, NORTH WASTE WATER TREATMENT	52	W
WWT-E-IR-52WK-01	ANNUAL INFRARED SCANNING	S	NWWT-N2630	PRIMARY SLUDGE PUMPING STATION 2, NORTH WASTE WATER TREATMENT	52	W
WWT-E-IR-52WK-01	ANNUAL INFRARED SCANNING	S	NWWT-N2651	RETURN SLUDGE STATION 2, NORTH WASTE WATER TREATMENT	52	W
WWT-E-IR-52WK-01	ANNUAL INFRARED SCANNING	S	NWWT-N3617	OXYGEN PLANT 3, NORTH WASTE WATER TREATMENT	52	W
WWT-E-IR-52WK-01	ANNUAL INFRARED SCANNING	S	PS0001-CP001	FOURTH STREET SEWER PUMP STATION 1	52	W
WWT-E-IR-52WK-01	ANNUAL INFRARED SCANNING	S	PS0002-CP002	NINTH STREET SEWER PUMP STATION 2	52	W
WWT-E-IR-52WK-01	ANNUAL INFRARED SCANNING	S	SWWT-S0602	GRIT BUILDING 2, SOUTH WASTE WATER TREATMENT	52	W
WWT-E-IR-52WK-01	ANNUAL INFRARED SCANNING	S	SWWT-S0607	AIR SCRUBBER BLDG 2, SOUTH WASTE WATER TREATMENT	52	W
WWT-E-IR-52WK-01	ANNUAL INFRARED SCANNING	S	SWWT-S0608	AIR SCRUBBER BLDG 3, SOUTH WASTE WATER TREATMENT	52	W
WWT-E-IR-52WK-01	ANNUAL INFRARED SCANNING	S	SWWT-S0616	OXYGEN PRODUCTION FACILITY 1, SOUTH WASTE WATER TREATMENT	52	W
WWT-E-IR-52WK-01	ANNUAL INFRARED SCANNING	S	SWWT-S0617	OXYGEN PRODUCTION FACILITY 2, SOUTH WASTE WATER TREATMENT	52	W
WWT-E-IR-52WK-01	ANNUAL INFRARED SCANNING	S	SWWT-S0653	RETURN SLUDGE STATION 3, SOUTH WASTE WATER TREATMENT	52	W
WWT-E-IR-52WK-01	ANNUAL INFRARED SCANNING	S	SWWT-S0660	SLUDGE CONCENTRATION BUILDING/PLANT 1, SOUTH WASTE WATER TREATMENT	52	W
WWT-E-IR-52WK-01	ANNUAL INFRARED SCANNING	S	SWWT-S0670	POLYMER BUILDING-CONCENTRATORS, SOUTH WASTE WATER TREATMENT	52	W
WWT-E-IR-52WK-01	ANNUAL INFRARED SCANNING	S	SWWT-S0671	POLYMER BUILDING-CLARIFIERS, SOUTH WASTE WATER TREATMENT	52	W
WWT-E-IR-52WK-01	ANNUAL INFRARED SCANNING	S	SWWT-S0705	GAS SCRUBBER AREA 1, SOUTH WASTE WATER TREATMENT	52	W
WWT-E-IR-52WK-01	ANNUAL INFRARED SCANNING	S	SWWT-S0714	FILTRATE BUILDING, SOUTH WASTE WATER TREATMENT	52	W
WWT-E-IR-52WK-01	ANNUAL INFRARED SCANNING	S	SWWT-S0730	MAINTENANCE STORAGE BUILDING (BOILER BLDG), SOUTH WASTE WATER TREATMENT	52	W



WWT-E-IR-52WK-01	ANNUAL INFRARED SCANNING	S	SWWT-S0735	CO-GENERATION BLDG, SOUTH WASTE WATER TREATMENT	52	W
WWT-E-IR-52WK-01	ANNUAL INFRARED SCANNING	S	SWWT-S0740	CHLORINE BUILDING 1, SOUTH WASTE WATER TREATMENT	52	W
WWT-E-IR-52WK-01	ANNUAL INFRARED SCANNING	S	SWWT-S0750	EFFLUENT PUMP STATION BLDG 1, SOUTH WASTE WATER TREATMENT	52	W
WWT-E-IR-52WK-01	ANNUAL INFRARED SCANNING	S	SWWT-S0765	MAIN SWITCHGEAR BUILDING 1, SOUTH WASTE WATER TREATMENT	52	W
WWT-E-IR-52WK-01	ANNUAL INFRARED SCANNING	S	SWWT-S0766	SUB-STATION 01, SOUTH WASTE WATER TREATMENT	52	W
WWT-E-IR-52WK-01	ANNUAL INFRARED SCANNING	S	SWWT-S0767	SUB-STATION 02, SOUTH WASTE WATER TREATMENT	52	W
WWT-E-IR-52WK-01	ANNUAL INFRARED SCANNING	S	SWWT-S0768	SUB-STATION 03, SOUTH WASTE WATER TREATMENT	52	W
WWT-E-IR-52WK-01	ANNUAL INFRARED SCANNING	S	SWWT-S0769	SUB-STATION 04, SOUTH WASTE WATER TREATMENT	52	W
WWT-E-IR-52WK-01	ANNUAL INFRARED SCANNING	S	SWWT-S0770	SUB-STATION 05, SOUTH WASTE WATER TREATMENT	52	W
WWT-E-IR-52WK-01	ANNUAL INFRARED SCANNING	S	SWWT-S0771	SUB-STATION 06, SOUTH WASTE WATER TREATMENT	52	W
WWT-E-IR-52WK-01	ANNUAL INFRARED SCANNING	S	SWWT-S0772	SUB-STATION 07, SOUTH WASTE WATER TREATMENT	52	W
WWT-E-IR-52WK-01	ANNUAL INFRARED SCANNING	S	SWWT-S0773	SUB-STATION 08, SOUTH WASTE WATER TREATMENT	52	W
WWT-E-IR-52WK-01	ANNUAL INFRARED SCANNING	S	SWWT-S0774	SUB-STATION 09, SOUTH WASTE WATER TREATMENT	52	W
WWT-E-IR-52WK-01	ANNUAL INFRARED SCANNING	S	SWWT-S0775	SUB-STATION 10, SOUTH WASTE WATER TREATMENT	52	W
WWT-E-IR-52WK-01	ANNUAL INFRARED SCANNING	S	SWWT-S0776	SUB-STATION 11, SOUTH WASTE WATER TREATMENT	52	W
WWT-E-IR-52WK-01	ANNUAL INFRARED SCANNING	S	SWWT-S0777	SUB-STATION 12, SOUTH WASTE WATER TREATMENT	52	W
WWT-E-IR-52WK-01	ANNUAL INFRARED SCANNING	S	SWWT-S0778	SUB-STATION 13, SOUTH WASTE WATER TREATMENT	52	W
WWT-E-IR-52WK-01	ANNUAL INFRARED SCANNING	S	SWWT-S0779	SUB-STATION 14, SOUTH WASTE WATER TREATMENT	52	W
WWT-E-IR-52WK-01	ANNUAL INFRARED SCANNING	S	SWWT-S0780	SUB-STATION 15, SOUTH WASTE WATER TREATMENT	52	W
WWT-E-IR-52WK-01	ANNUAL INFRARED SCANNING	S	SWWT-S0781	SUB-STATION 16, SOUTH WASTE WATER TREATMENT	52	W
WWT-E-IR-52WK-01	ANNUAL INFRARED SCANNING	S	SWWT-S0782	SUB-STATION 17, SOUTH WASTE WATER TREATMENT	52	W
WWT-E-IR-52WK-01	ANNUAL INFRARED SCANNING	S	SWWT-S0783	SUB-STATION 18, SOUTH WASTE WATER TREATMENT	52	W
WWT-E-IR-52WK-01	ANNUAL INFRARED SCANNING	S	SWWT-S0785	SUB-STATION 20, SOUTH WASTE WATER TREATMENT	52	W
WWT-E-IR-52WK-01	ANNUAL INFRARED SCANNING	S	SWWT-S0787	SUB-STATION 08A, SOUTH WASTE WATER TREATMENT	52	W
WWT-E-IR-52WK-01	ANNUAL INFRARED SCANNING	S	SWWT-S1616	OXYGEN PLANT 1, SOUTH WASTE WATER TREATMENT	52	W
WWT-E-IR-52WK-01	ANNUAL INFRARED SCANNING	S	SWWT-S1629	UNOX CONTROL BUILDING 1-4, SOUTH WASTE WATER TREATMENT	52	W

WWT-E-IR-52WK-01	ANNUAL INFRARED SCANNING	S	SWWT-S1765	MAIN SWITCHGEAR BUILDING 2, SOUTH WASTE WATER TREATMENT	52	W
WWT-E-IR-52WK-01	ANNUAL INFRARED SCANNING	S	SWWT-S2616	OXYGEN PLANT 2, SOUTH WASTE WATER TREATMENT	52	W
WWT-E-IR-52WK-01	ANNUAL INFRARED SCANNING	S	SWWT-S2629	UNOX CONTROL BUILDING 5 - 8, SOUTH WASTE WATER TREATMENT	52	W
WWT-E-IR-52WK-01	ANNUAL INFRARED SCANNING	S	SWWT-S3617	OXYGEN PLANT 3, SOUTH WASTE WATER TREATMENT	52	W
WWT-E-MTRI-52WK-01	ANNUAL INDUCTION MOTOR PM	S	CWWT-C0616	OXYGEN PRODUCTION FACILITY 1, CENTRAL WASTE WATER TREATMENT	52	W
WWT-E-MTRI-52WK-01	ANNUAL INDUCTION MOTOR PM	S	CWWT-C0617	OXYGEN PRODUCTION FACILITY 2, CENTRAL WASTE WATER TREATMENT	52	W
WWT-E-MTRI-52WK-01	ANNUAL INDUCTION MOTOR PM	S	CWWT-C0710	SLUDGE DEWATERING BUILDING, CENTRAL WASTE WATER TREATMENT	52	W
WWT-E-MTRI-52WK-01	ANNUAL INDUCTION MOTOR PM	S	CWWT-C0715	SLUDGE DRYING BEDS, CENTRAL WASTE WATER TREATMENT	52	W
WWT-E-MTRI-52WK-01	ANNUAL INDUCTION MOTOR PM	S	CWWT-C0716	SLUDGE STORAGE BUILDING 1, CENTRAL WASTE WATER TREATMENT	52	W
WWT-E-MTRI-52WK-01	ANNUAL INDUCTION MOTOR PM	S	CWWT-C0717	SLUDGE STORAGE BUILDING 2, CENTRAL WASTE WATER TREATMENT	52	W
WWT-E-MTRI-52WK-01	ANNUAL INDUCTION MOTOR PM	S	CWWT-C0750	EFFLUENT PUMP STATION, CENTRAL WASTE WATER TREATMENT	52	W
WWT-E-MTRI-52WK-01	ANNUAL INDUCTION MOTOR PM	S	CWWT-C0765	MAIN SWITCHGEAR BUILDING, CENTRAL WASTE WATER TREATMENT	52	W
WWT-E-MTRI-52WK-01	ANNUAL INDUCTION MOTOR PM	S	CWWT-C0774	SUB-STATION 09, CENTRAL WASTE WATER TREATMENT	52	W
WWT-E-MTRI-52WK-01	ANNUAL INDUCTION MOTOR PM	S	CWWT-C0790	FUEL STORAGE TANK AREA, CENTRAL WASTE WATER TREATMENT	52	W
WWT-E-MTRI-52WK-01	ANNUAL INDUCTION MOTOR PM	S	CWWT-C0899	OUTFALL BEACH STRUCTURE, CENTRAL WASTE WATER TREATMENT	52	W
WWT-E-MTRI-52WK-01	ANNUAL INDUCTION MOTOR PM	S	CWWT-C1601	GRIT BUILDING 1, CENTRAL WASTE WATER TREATMENT	52	W
WWT-E-MTRI-52WK-01	ANNUAL INDUCTION MOTOR PM	S	CWWT-C1603	SEPTAGE UNLOADING STATION, CENTRAL WASTE WATER TREATMENT	52	W
WWT-E-MTRI-52WK-01	ANNUAL INDUCTION MOTOR PM	S	CWWT-C1606	AIR SCRUBBER BUILDING 1, CENTRAL WASTE WATER TREATMENT	52	W
WWT-E-MTRI-52WK-01	ANNUAL INDUCTION MOTOR PM	S	CWWT-C1607	AIR SCRUBBER BUILDING 3, CENTRAL WASTE WATER TREATMENT	52	W
WWT-E-MTRI-52WK-01	ANNUAL INDUCTION MOTOR PM	S	CWWT-C1616	OXYGEN PLANT 1, CENTRAL WASTE WATER TREATMENT	52	W
WWT-E-MTRI-52WK-01	ANNUAL INDUCTION MOTOR PM	S	CWWT-C1621	OXYGENATION TRAIN 1/AERATION TANKS 1-6, CENTRAL WASTE WATER TREATMENT	52	W
WWT-E-MTRI-52WK-01	ANNUAL INDUCTION MOTOR PM	S	CWWT-C1622	OXYGENATION TRAIN 2, CENTRAL WASTE WATER TREATMENT	52	W
WWT-E-MTRI-52WK-01	ANNUAL INDUCTION MOTOR PM	S	CWWT-C1623	OXYGENATION TRAIN 3, CENTRAL WASTE WATER TREATMENT	52	W
WWT-E-MTRI-52WK-01	ANNUAL INDUCTION MOTOR PM	S	CWWT-C1629	OASIS CONTROL BUILDING, CENTRAL WASTE WATER TREATMENT	52	W

WWT-E-MTRI-52WK-01	ANNUAL INDUCTION MOTOR PM	S	CWWT-C1651	RETURN SLUDGE STATION 1/PLANT 1, CENTRAL WASTE WATER TREATMENT	52	W
WWT-E-MTRI-52WK-01	ANNUAL INDUCTION MOTOR PM	S	CWWT-C1652	RETURN SLUDGE STATION 2/PLANT 1, CENTRAL WASTE WATER TREATMENT	52	W
WWT-E-MTRI-52WK-01	ANNUAL INDUCTION MOTOR PM	S	CWWT-C1653	RETURN SLUDGE STATION 3/PLANT 1, CENTRAL WASTE WATER TREATMENT	52	W
WWT-E-MTRI-52WK-01	ANNUAL INDUCTION MOTOR PM	S	CWWT-C1660	SLUDGE CONCENTRATION BUILDING/PLANT 1, CENTRAL WASTE WATER TREATMENT	52	W
WWT-E-MTRI-52WK-01	ANNUAL INDUCTION MOTOR PM	S	CWWT-C1661	SLUDGE CONCENTRATION TANK 1/PLANT 1, CENTRAL WASTE WATER TREATMENT	52	W
WWT-E-MTRI-52WK-01	ANNUAL INDUCTION MOTOR PM	S	CWWT-C1662	SLUDGE CONCENTRATION TANK 2/PLANT 1, CENTRAL WASTE WATER TREATMENT	52	W
WWT-E-MTRI-52WK-01	ANNUAL INDUCTION MOTOR PM	S	CWWT-C1663	SLUDGE CONCENTRATION TANK 3/PLANT 1, CENTRAL WASTE WATER TREATMENT	52	W
WWT-E-MTRI-52WK-01	ANNUAL INDUCTION MOTOR PM	S	CWWT-C1664	SLUDGE CONCENTRATION TANK 4/PLANT 1, CENTRAL WASTE WATER TREATMENT	52	W
WWT-E-MTRI-52WK-01	ANNUAL INDUCTION MOTOR PM	S	CWWT-C1670	POLYMER BUILDING/PLANT 1, CENTRAL WASTE WATER TREATMENT	52	W
WWT-E-MTRI-52WK-01	ANNUAL INDUCTION MOTOR PM	S	CWWT-C1675	DIGESTER CLUSTER CONTROL BUILDING 1/PLANT 1, CENTRAL WASTE WATER TREATMENT	52	W
WWT-E-MTRI-52WK-01	ANNUAL INDUCTION MOTOR PM	S	CWWT-C1680	DIGESTER CLUSTER CONTROL BUILDING 2/PLANT 1, CENTRAL WASTE WATER TREATMENT	52	W
WWT-E-MTRI-52WK-01	ANNUAL INDUCTION MOTOR PM	S	CWWT-C1681	DIGESTER TANK 5/PLANT 1, CENTRAL WASTE WATER TREATMENT	52	W
WWT-E-MTRI-52WK-01	ANNUAL INDUCTION MOTOR PM	S	CWWT-C1683	DIGESTER TANK 7/PLANT 1, CENTRAL WASTE WATER TREATMENT	52	W
WWT-E-MTRI-52WK-01	ANNUAL INDUCTION MOTOR PM	S	CWWT-C1705	GAS SCRUBBER AREA, CENTRAL WASTE WATER TREATMENT	52	W
WWT-E-MTRI-52WK-01	ANNUAL INDUCTION MOTOR PM	S	CWWT-C1735	BLOWER/CO-GEN BUILDING, CENTRAL WASTE WATER TREATMENT	52	W
WWT-E-MTRI-52WK-01	ANNUAL INDUCTION MOTOR PM	S	CWWT-C1740	CHLORINE BUILDING 1, CENTRAL WASTE WATER TREATMENT	52	W
WWT-E-MTRI-52WK-01	ANNUAL INDUCTION MOTOR PM	S	CWWT-C2601	GRIT BUILDING 2, CENTRAL WASTE WATER TREATMENT	52	W
WWT-E-MTRI-52WK-01	ANNUAL INDUCTION MOTOR PM	S	CWWT-C2606	AIR SCRUBBER BUILDING 2, CENTRAL WASTE WATER TREATMENT	52	W
WWT-E-MTRI-52WK-01	ANNUAL INDUCTION MOTOR PM	S	CWWT-C2607	AIR SCRUBBER BUILDING 4, CENTRAL WASTE WATER TREATMENT	52	W
WWT-E-MTRI-52WK-01	ANNUAL INDUCTION MOTOR PM	S	CWWT-C2608	AIR SCRUBBER BUILDING 5, CENTRAL WASTE WATER TREATMENT	52	W
WWT-E-MTRI-52WK-01	ANNUAL INDUCTION MOTOR PM	S	CWWT-C2616	OXYGEN PLANT 2, CENTRAL WASTE WATER TREATMENT	52	W
WWT-E-MTRI-52WK-01	ANNUAL INDUCTION MOTOR PM	S	CWWT-C2621	OXYGENATION TRAIN 1, CENTRAL WASTE WATER TREATMENT	52	W
WWT-E-MTRI-52WK-01	ANNUAL INDUCTION MOTOR PM	S	CWWT-C2622	OXYGENATION TRAIN 2, CENTRAL WASTE WATER TREATMENT	52	W

WWT-E-MTRI-52WK-01	ANNUAL INDUCTION MOTOR PM	S	CWWT-C2623	OXYGENATION TRAIN 3, CENTRAL WASTE WATER TREATMENT	52	W
WWT-E-MTRI-52WK-01	ANNUAL INDUCTION MOTOR PM	S	CWWT-C2624	OXYGENATION TRAIN 4, CENTRAL WASTE WATER TREATMENT	52	W
WWT-E-MTRI-52WK-01	ANNUAL INDUCTION MOTOR PM	S	CWWT-C2651	RETURN SLUDGE STATION 1/PLANT 2, CENTRAL WASTE WATER TREATMENT	52	W
WWT-E-MTRI-52WK-01	ANNUAL INDUCTION MOTOR PM	S	CWWT-C2652	RETURN SLUDGE STATION 2/PLANT 2, CENTRAL WASTE WATER TREATMENT	52	W
WWT-E-MTRI-52WK-01	ANNUAL INDUCTION MOTOR PM	S	CWWT-C2653	RETURN SLUDGE STATION 3/PLANT 2, CENTRAL WASTE WATER TREATMENT	52	W
WWT-E-MTRI-52WK-01	ANNUAL INDUCTION MOTOR PM	S	CWWT-C2654	RETURN SLUDGE STATION 4/PLANT 2, CENTRAL WASTE WATER TREATMENT	52	W
WWT-E-MTRI-52WK-01	ANNUAL INDUCTION MOTOR PM	S	CWWT-C2655	RETURN SLUDGE STATION 5/PLANT 2 CENTRAL WASTE WATER TREATMENT	52	W
WWT-E-MTRI-52WK-01	ANNUAL INDUCTION MOTOR PM	S	CWWT-C2660	SLUDGE CONCENTRATION BUILDING/PLANT 2, CENTRAL WASTE WATER TREATMENT	52	W
WWT-E-MTRI-52WK-01	ANNUAL INDUCTION MOTOR PM	S	CWWT-C2661	SLUDGE CONCENTRATION TANK 1/PLANT 2, CENTRAL WASTE WATER TREATMENT	52	W
WWT-E-MTRI-52WK-01	ANNUAL INDUCTION MOTOR PM	S	CWWT-C2662	SLUDGE CONCENTRATION TANK 2/PLANT 2, CENTRAL WASTE WATER TREATMENT	52	W
WWT-E-MTRI-52WK-01	ANNUAL INDUCTION MOTOR PM	S	CWWT-C2663	SLUDGE CONCENTRATION TANK 3/PLANT 2, CENTRAL WASTE WATER TREATMENT	52	W
WWT-E-MTRI-52WK-01	ANNUAL INDUCTION MOTOR PM	S	CWWT-C2664	SLUDGE CONCENTRATION TANK 4/PLANT 2, CENTRAL WASTE WATER TREATMENT	52	W
WWT-E-MTRI-52WK-01	ANNUAL INDUCTION MOTOR PM	S	CWWT-C2670	POLYMER BUILDING/PLANT 2, CENTRAL WASTE WATER TREATMENT	52	W
WWT-E-MTRI-52WK-01	ANNUAL INDUCTION MOTOR PM	S	CWWT-C2675	DIGESTER CLUSTER CONTROL BUILDING 1/PLANT 2, CENTRAL WASTE WATER TREATMENT	52	W
WWT-E-MTRI-52WK-01	ANNUAL INDUCTION MOTOR PM	S	CWWT-C2677	DIGESTER TANK 1/PLANT 2, CENTRAL WASTE WATER TREATMENT	52	W
WWT-E-MTRI-52WK-01	ANNUAL INDUCTION MOTOR PM	S	CWWT-C2679	DIGESTER TANK 3/PLANT 2, CENTRAL WASTE WATER TREATMENT	52	W
WWT-E-MTRI-52WK-01	ANNUAL INDUCTION MOTOR PM	S	CWWT-C2680	DIGESTER CLUSTER CONTROL BUILDING 2/PLANT 2, CENTRAL WASTE WATER TREATMENT	52	W
WWT-E-MTRI-52WK-01	ANNUAL INDUCTION MOTOR PM	S	CWWT-C2681	DIGESTER TANK 5/PLANT 2, CENTRAL WASTE WATER TREATMENT	52	W
WWT-E-MTRI-52WK-01	ANNUAL INDUCTION MOTOR PM	S	CWWT-C2682	DIGESTER TANK 6/PLANT 2, CENTRAL WASTE WATER TREATMENT	52	W
WWT-E-MTRI-52WK-01	ANNUAL INDUCTION MOTOR PM	S	CWWT-C2683	DIGESTER TANK 7/PLANT 2, CENTRAL WASTE WATER TREATMENT	52	W
WWT-E-MTRI-52WK-01	ANNUAL INDUCTION MOTOR PM	S	CWWT-C2685	DIGESTER CLUSTER CONTROL BUILDING 3/PLANT 2, CENTRAL WASTE WATER TREATMENT	52	W
WWT-E-MTRI-52WK-01	ANNUAL INDUCTION MOTOR PM	S	CWWT-C2688	DIGESTER TANK 12/PLANT 2, CENTRAL WASTE WATER TREATMENT	52	W

WWT-E-MTRI-52WK-01	ANNUAL INDUCTION MOTOR PM	S	CWWT-C2690	DIGESTER CLUSTER CONTROL BUILDING 4/PLANT 2, CENTRAL WASTE WATER TREATMENT	52	W
WWT-E-MTRI-52WK-01	ANNUAL INDUCTION MOTOR PM	S	CWWT-C2705	GAS SCRUBBER AREA, CENTRAL WASTE WATER TREATMENT	52	W
WWT-E-MTRI-52WK-01	ANNUAL INDUCTION MOTOR PM	S	CWWT-C2707	GAS COMPRESSION BUILDING, CENTRAL WASTE WATER TREATMENT	52	W
WWT-E-MTRI-52WK-01	ANNUAL INDUCTION MOTOR PM	S	CWWT-C2740	CHLORINE BUILDING 2, CENTRAL WASTE WATER TREATMENT	52	W
WWT-E-MTRI-52WK-01	ANNUAL INDUCTION MOTOR PM	S	CWWT-C3617	OXYGEN PLANT 3, CENTRAL WASTE WATER TREATMENT	52	W
WWT-E-MTRI-52WK-01	ANNUAL INDUCTION MOTOR PM	S	NWWT-N0601	GRIT BUILDING 1, NORTH WASTE WATER TREATMENT	52	W
WWT-E-MTRI-52WK-01	ANNUAL INDUCTION MOTOR PM	S	NWWT-N0604	PRE-TREATMENT & SLUDGE TRANSFER BUILDING, NORTH WASTE WATER TREATMENT	52	W
WWT-E-MTRI-52WK-01	ANNUAL INDUCTION MOTOR PM	S	NWWT-N0606	AIR SCRUBBER BUILDING 1, NORTH WASTE WATER TREATMENT	52	W
WWT-E-MTRI-52WK-01	ANNUAL INDUCTION MOTOR PM	S	NWWT-N0616	OXYGEN PRODUCTION FACILITY 1, NORTH WASTE WATER TREATMENT	52	W
WWT-E-MTRI-52WK-01	ANNUAL INDUCTION MOTOR PM	S	NWWT-N0617	OXYGEN PRODUCTION FACILITY 2, NORTH WASTE WATER TREATMENT	52	W
WWT-E-MTRI-52WK-01	ANNUAL INDUCTION MOTOR PM	S	NWWT-N0621	OXYGENATION TRAIN 3, NORTH WASTE WATER TREATMENT	52	W
WWT-E-MTRI-52WK-01	ANNUAL INDUCTION MOTOR PM	S	NWWT-N0622	OXYGENATION TRAIN 4, NORTH WASTE WATER TREATMENT	52	W
WWT-E-MTRI-52WK-01	ANNUAL INDUCTION MOTOR PM	S	NWWT-N0630	PRIMARY SLUDGE PUMPING STATION 1, NORTH WASTE WATER TREATMENT	52	W
WWT-E-MTRI-52WK-01	ANNUAL INDUCTION MOTOR PM	S	NWWT-N0631	PRIMARY CLARIFIER 3, NORTH WASTE WATER TREATMENT	52	W
WWT-E-MTRI-52WK-01	ANNUAL INDUCTION MOTOR PM	S	NWWT-N0632	PRIMARY CLARIFIER 4, NORTH WASTE WATER TREATMENT	52	W
WWT-E-MTRI-52WK-01	ANNUAL INDUCTION MOTOR PM	S	NWWT-N0641	CLARIFIER 01, NORTH WASTE WATER TREATMENT	52	W
WWT-E-MTRI-52WK-01	ANNUAL INDUCTION MOTOR PM	S	NWWT-N0642	CLARIFIER 02, NORTH WASTE WATER TREATMENT	52	W
WWT-E-MTRI-52WK-01	ANNUAL INDUCTION MOTOR PM	S	NWWT-N0643	CLARIFIER 03, NORTH WASTE WATER TREATMENT	52	W
WWT-E-MTRI-52WK-01	ANNUAL INDUCTION MOTOR PM	S	NWWT-N0644	CLARIFIER 04, NORTH WASTE WATER TREATMENT	52	W
WWT-E-MTRI-52WK-01	ANNUAL INDUCTION MOTOR PM	S	NWWT-N0651	RETURN SLUDGE STATION 1, NORTH WASTE WATER TREATMENT	52	W
WWT-E-MTRI-52WK-01	ANNUAL INDUCTION MOTOR PM	S	NWWT-N0740	ON-SITE CHLORINE BUILDING, NORTH WASTE WATER TREATMENT	52	W
WWT-E-MTRI-52WK-01	ANNUAL INDUCTION MOTOR PM	S	NWWT-N0750	EFFLUENT PUMP STATION, NORTH WASTE WATER TREATMENT	52	W
WWT-E-MTRI-52WK-01	ANNUAL INDUCTION MOTOR PM	S	NWWT-N0765	MAIN SWITCHGEAR BUILDING, NORTH WASTE WATER TREATMENT	52	W
WWT-E-MTRI-52WK-01	ANNUAL INDUCTION MOTOR PM	S	NWWT-N0800	INJECTION WELL PUMP STATION, NORTH WASTE WATER TREATMENT	52	W
WWT-E-MTRI-52WK-01	ANNUAL INDUCTION MOTOR PM	S	NWWT-N0870	EFFLUENT REUSE PUMPING STATION, NORTH WASTE WATER TREATMENT	52	W

WWT-E-MTRI-52WK-01	ANNUAL INDUCTION MOTOR PM	S	NWWT-N1616	OXYGEN PLANT 1, NORTH WASTE WATER TREATMENT	52	W
WWT-E-MTRI-52WK-01	ANNUAL INDUCTION MOTOR PM	S	NWWT-N1621	OXYGENATION TRAIN 1, NORTH WASTE WATER TREATMENT	52	W
WWT-E-MTRI-52WK-01	ANNUAL INDUCTION MOTOR PM	S	NWWT-N1622	OXYGENATION TRAIN 2, NORTH WASTE WATER TREATMENT	52	W
WWT-E-MTRI-52WK-01	ANNUAL INDUCTION MOTOR PM	S	NWWT-N1631	PRIMARY CLARIFIER 1, NORTH WASTE WATER TREATMENT	52	W
WWT-E-MTRI-52WK-01	ANNUAL INDUCTION MOTOR PM	S	NWWT-N1632	PRIMARY CLARIFIER 2, NORTH WASTE WATER TREATMENT	52	W
WWT-E-MTRI-52WK-01	ANNUAL INDUCTION MOTOR PM	S	NWWT-N1641	CLARIFIER 09, NORTH WASTE WATER TREATMENT	52	W
WWT-E-MTRI-52WK-01	ANNUAL INDUCTION MOTOR PM	S	NWWT-N1642	CLARIFIER 10, NORTH WASTE WATER TREATMENT	52	W
WWT-E-MTRI-52WK-01	ANNUAL INDUCTION MOTOR PM	S	NWWT-N1644	CLARIFIER 12, NORTH WASTE WATER TREATMENT	52	W
WWT-E-MTRI-52WK-01	ANNUAL INDUCTION MOTOR PM	S	NWWT-N1651	RETURN SLUDGE STATION 3, NORTH WASTE WATER TREATMENT	52	W
WWT-E-MTRI-52WK-01	ANNUAL INDUCTION MOTOR PM	S	NWWT-N1652	RETURN SLUDGE STATION 4, NORTH WASTE WATER TREATMENT	52	W
WWT-E-MTRI-52WK-01	ANNUAL INDUCTION MOTOR PM	S	NWWT-N1653	RETURN SLUDGE STATION 5, NORTH WASTE WATER TREATMENT	52	W
WWT-E-MTRI-52WK-01	ANNUAL INDUCTION MOTOR PM	S	NWWT-N2616	OXYGEN PLANT 2, NORTH WASTE WATER TREATMENT	52	W
WWT-E-MTRI-52WK-01	ANNUAL INDUCTION MOTOR PM	S	NWWT-N2621	OXYGENATION TRAIN 5, NORTH WASTE WATER TREATMENT	52	W
WWT-E-MTRI-52WK-01	ANNUAL INDUCTION MOTOR PM	S	NWWT-N2622	OXYGENATION TRAIN 6, NORTH WASTE WATER TREATMENT	52	W
WWT-E-MTRI-52WK-01	ANNUAL INDUCTION MOTOR PM	S	NWWT-N2630	PRIMARY SLUDGE PUMPING STATION 2, NORTH WASTE WATER TREATMENT	52	W
WWT-E-MTRI-52WK-01	ANNUAL INDUCTION MOTOR PM	S	NWWT-N2632	PRIMARY CLARIFIER 6, NORTH WASTE WATER TREATMENT	52	W
WWT-E-MTRI-52WK-01	ANNUAL INDUCTION MOTOR PM	S	NWWT-N2645	CLARIFIER 05, NORTH WASTE WATER TREATMENT	52	W
WWT-E-MTRI-52WK-01	ANNUAL INDUCTION MOTOR PM	S	NWWT-N2646	CLARIFIER 06, NORTH WASTE WATER TREATMENT	52	W
WWT-E-MTRI-52WK-01	ANNUAL INDUCTION MOTOR PM	S	NWWT-N2647	CLARIFIER 07, NORTH WASTE WATER TREATMENT	52	W
WWT-E-MTRI-52WK-01	ANNUAL INDUCTION MOTOR PM	S	NWWT-N2651	RETURN SLUDGE STATION 2, NORTH WASTE WATER TREATMENT	52	W
WWT-E-MTRI-52WK-01	ANNUAL INDUCTION MOTOR PM	S	NWWT-N3617	OXYGEN PLANT 3, NORTH WASTE WATER TREATMENT	52	W
WWT-E-MTRI-52WK-01	ANNUAL INDUCTION MOTOR PM	S	PS0001-CP001	FOURTH STREET SEWER PUMP STATION 1	52	W
WWT-E-MTRI-52WK-01	ANNUAL INDUCTION MOTOR PM	S	PS0002-CP002	NINTH STREET SEWER PUMP STATION 2	52	W
WWT-E-MTRI-52WK-01	ANNUAL INDUCTION MOTOR PM	S	SWWT-S0005	MAINTENANCE BUILDING, SOUTH WASTE WATER TREATMENT	52	W
WWT-E-MTRI-52WK-01	ANNUAL INDUCTION MOTOR PM	S	SWWT-S0280	FILTRATION SYSTEM AREA-NORTH, SOUTH WASTE WATER TREATMENT	52	W
WWT-E-MTRI-52WK-01	ANNUAL INDUCTION MOTOR PM	S	SWWT-S0282	FILTRATION SYSTEM AREA-SOUTH, SOUTH WASTE WATER TREATMENT	52	W
WWT-E-MTRI-52WK-01	ANNUAL INDUCTION MOTOR PM	S	SWWT-S0601	GRIT BUILDING 1, SOUTH WASTE WATER TREATMENT	52	W

WWT-E-MTRI-52WK-01	ANNUAL INDUCTION MOTOR PM	S	SWWT-S0602	GRIT BUILDING 2, SOUTH WASTE WATER TREATMENT	52	W
WWT-E-MTRI-52WK-01	ANNUAL INDUCTION MOTOR PM	S	SWWT-S0606	AIR SCRUBBER BLDG 1, SOUTH WASTE WATER TREATMENT	52	W
WWT-E-MTRI-52WK-01	ANNUAL INDUCTION MOTOR PM	S	SWWT-S0607	AIR SCRUBBER BLDG 2, SOUTH WASTE WATER TREATMENT	52	W
WWT-E-MTRI-52WK-01	ANNUAL INDUCTION MOTOR PM	S	SWWT-S0608	AIR SCRUBBER BLDG 3, SOUTH WASTE WATER TREATMENT	52	W
WWT-E-MTRI-52WK-01	ANNUAL INDUCTION MOTOR PM	S	SWWT-S0616	OXYGEN PRODUCTION FACILITY 1, SOUTH WASTE WATER TREATMENT	52	W
WWT-E-MTRI-52WK-01	ANNUAL INDUCTION MOTOR PM	S	SWWT-S0617	OXYGEN PRODUCTION FACILITY 2, SOUTH WASTE WATER TREATMENT	52	W
WWT-E-MTRI-52WK-01	ANNUAL INDUCTION MOTOR PM	S	SWWT-S0621	OXYGENATION TRAINS 1, SOUTH WASTE WATER TREATMENT	52	W
WWT-E-MTRI-52WK-01	ANNUAL INDUCTION MOTOR PM	S	SWWT-S0622	OXYGENATION TRAINS 2, SOUTH WASTE WATER TREATMENT	52	W
WWT-E-MTRI-52WK-01	ANNUAL INDUCTION MOTOR PM	S	SWWT-S0623	OXYGENATION TRAINS 3, SOUTH WASTE WATER TREATMENT	52	W
WWT-E-MTRI-52WK-01	ANNUAL INDUCTION MOTOR PM	S	SWWT-S0624	OXYGENATION TRAINS 4, SOUTH WASTE WATER TREATMENT	52	W
WWT-E-MTRI-52WK-01	ANNUAL INDUCTION MOTOR PM	S	SWWT-S0625	OXYGENATION TRAINS 5, SOUTH WASTE WATER TREATMENT	52	W
WWT-E-MTRI-52WK-01	ANNUAL INDUCTION MOTOR PM	S	SWWT-S0626	OXYGENATION TRAINS 6, SOUTH WASTE WATER TREATMENT	52	W
WWT-E-MTRI-52WK-01	ANNUAL INDUCTION MOTOR PM	S	SWWT-S0627	OXYGENATION TRAINS 7, SOUTH WASTE WATER TREATMENT	52	W
WWT-E-MTRI-52WK-01	ANNUAL INDUCTION MOTOR PM	S	SWWT-S0641	CLARIFIER 01, SOUTH WASTE WATER TREATMENT	52	W
WWT-E-MTRI-52WK-01	ANNUAL INDUCTION MOTOR PM	S	SWWT-S0642	CLARIFIER 02, SOUTH WASTE WATER TREATMENT	52	W
WWT-E-MTRI-52WK-01	ANNUAL INDUCTION MOTOR PM	S	SWWT-S0643	CLARIFIER 03, SOUTH WASTE WATER TREATMENT	52	W
WWT-E-MTRI-52WK-01	ANNUAL INDUCTION MOTOR PM	S	SWWT-S0644	CLARIFIER 04, SOUTH WASTE WATER TREATMENT	52	W
WWT-E-MTRI-52WK-01	ANNUAL INDUCTION MOTOR PM	S	SWWT-S0645	CLARIFIER 05, SOUTH WASTE WATER TREATMENT	52	W
WWT-E-MTRI-52WK-01	ANNUAL INDUCTION MOTOR PM	S	SWWT-S0646	CLARIFIER 06, SOUTH WASTE WATER TREATMENT	52	W
WWT-E-MTRI-52WK-01	ANNUAL INDUCTION MOTOR PM	S	SWWT-S0647	CLARIFIER 07, SOUTH WASTE WATER TREATMENT	52	W
WWT-E-MTRI-52WK-01	ANNUAL INDUCTION MOTOR PM	S	SWWT-S0648	CLARIFIER 08, SOUTH WASTE WATER TREATMENT	52	W
WWT-E-MTRI-52WK-01	ANNUAL INDUCTION MOTOR PM	S	SWWT-S0651	RETURN SLUDGE STATION 1, SOUTH WASTE WATER TREATMENT	52	W
WWT-E-MTRI-52WK-01	ANNUAL INDUCTION MOTOR PM	S	SWWT-S0652	RETURN SLUDGE STATION 2, SOUTH WASTE WATER TREATMENT	52	W
WWT-E-MTRI-52WK-01	ANNUAL INDUCTION MOTOR PM	S	SWWT-S0653	RETURN SLUDGE STATION 3, SOUTH WASTE WATER TREATMENT	52	W
WWT-E-MTRI-52WK-01	ANNUAL INDUCTION MOTOR PM	S	SWWT-S0654	CLARIFIER 09, SOUTH WASTE WATER TREATMENT	52	W
WWT-E-MTRI-52WK-01	ANNUAL INDUCTION MOTOR PM	S	SWWT-S0655	CLARIFIER 10, SOUTH WASTE WATER TREATMENT	52	W
WWT-E-MTRI-52WK-01	ANNUAL INDUCTION MOTOR PM	S	SWWT-S0660	SLUDGE CONCENTRATION BUILDING/PLANT 1, SOUTH WASTE WATER TREATMENT	52	W

WWT-E-MTRI-52WK-01	ANNUAL INDUCTION MOTOR PM	S	SWWT-S0661	SLUDGE CONCENTRATION TANK 1, SOUTH WASTE WATER TREATMENT	52	W
WWT-E-MTRI-52WK-01	ANNUAL INDUCTION MOTOR PM	S	SWWT-S0662	SLUDGE CONCENTRATION TANK 2, SOUTH WASTE WATER TREATMENT	52	W
WWT-E-MTRI-52WK-01	ANNUAL INDUCTION MOTOR PM	S	SWWT-S0663	SLUDGE CONCENTRATION TANK 3, SOUTH WASTE WATER TREATMENT	52	W
WWT-E-MTRI-52WK-01	ANNUAL INDUCTION MOTOR PM	S	SWWT-S0664	SLUDGE CONCENTRATION TANK 4, SOUTH WASTE WATER TREATMENT	52	W
WWT-E-MTRI-52WK-01	ANNUAL INDUCTION MOTOR PM	S	SWWT-S0670	POLYMER BUILDING-CONCENTRATORS, SOUTH WASTE WATER TREATMENT	52	W
WWT-E-MTRI-52WK-01	ANNUAL INDUCTION MOTOR PM	S	SWWT-S0671	POLYMER BUILDING-CLARIFIERS, SOUTH WASTE WATER TREATMENT	52	W
WWT-E-MTRI-52WK-01	ANNUAL INDUCTION MOTOR PM	S	SWWT-S0675	DIGESTER CLUSTER CONTROL BUILDING 1, SOUTH WASTE WATER TREATMENT	52	W
WWT-E-MTRI-52WK-01	ANNUAL INDUCTION MOTOR PM	S	SWWT-S0676	DIGESTER TANK 2, SOUTH WASTE WATER TREATMENT	52	W
WWT-E-MTRI-52WK-01	ANNUAL INDUCTION MOTOR PM	S	SWWT-S0677	DIGESTER TANK 1, SOUTH WASTE WATER TREATMENT	52	W
WWT-E-MTRI-52WK-01	ANNUAL INDUCTION MOTOR PM	S	SWWT-S0678	DIGESTER TANK 4, SOUTH WASTE WATER TREATMENT	52	W
WWT-E-MTRI-52WK-01	ANNUAL INDUCTION MOTOR PM	S	SWWT-S0679	DIGESTER TANK 3, SOUTH WASTE WATER TREATMENT	52	W
WWT-E-MTRI-52WK-01	ANNUAL INDUCTION MOTOR PM	S	SWWT-S0680	DIGESTER CLUSTER CONTROL BUILDING 2, SOUTH WASTE WATER TREATMENT	52	W
WWT-E-MTRI-52WK-01	ANNUAL INDUCTION MOTOR PM	S	SWWT-S0681	DIGESTER TANK 5, SOUTH WASTE WATER TREATMENT	52	W
WWT-E-MTRI-52WK-01	ANNUAL INDUCTION MOTOR PM	S	SWWT-S0682	DIGESTER TANK 6, SOUTH WASTE WATER TREATMENT	52	W
WWT-E-MTRI-52WK-01	ANNUAL INDUCTION MOTOR PM	S	SWWT-S0683	DIGESTER TANK 7, SOUTH WASTE WATER TREATMENT	52	W
WWT-E-MTRI-52WK-01	ANNUAL INDUCTION MOTOR PM	S	SWWT-S0684	DIGESTER TANK 8, SOUTH WASTE WATER TREATMENT	52	W
WWT-E-MTRI-52WK-01	ANNUAL INDUCTION MOTOR PM	S	SWWT-S0685	DIGESTER CLUSTER CONTROL BUILDING 3, SOUTH WASTE WATER TREATMENT	52	W
WWT-E-MTRI-52WK-01	ANNUAL INDUCTION MOTOR PM	S	SWWT-S0686	DIGESTER TANK 10, SOUTH WASTE WATER TREATMENT	52	W
WWT-E-MTRI-52WK-01	ANNUAL INDUCTION MOTOR PM	S	SWWT-S0687	DIGESTER TANK 9, SOUTH WASTE WATER TREATMENT	52	W
WWT-E-MTRI-52WK-01	ANNUAL INDUCTION MOTOR PM	S	SWWT-S0688	DIGESTER TANK 12, SOUTH WASTE WATER TREATMENT	52	W
WWT-E-MTRI-52WK-01	ANNUAL INDUCTION MOTOR PM	S	SWWT-S0689	DIGESTER TANK 11, SOUTH WASTE WATER TREATMENT	52	W
WWT-E-MTRI-52WK-01	ANNUAL INDUCTION MOTOR PM	S	SWWT-S0705	GAS SCRUBBER AREA 1, SOUTH WASTE WATER TREATMENT	52	W
WWT-E-MTRI-52WK-01	ANNUAL INDUCTION MOTOR PM	S	SWWT-S0709	DIGESTOR GAS COMPRESSOR BUILDING, SOUTH WASTE WATER TREATMENT	52	W
WWT-E-MTRI-52WK-01	ANNUAL INDUCTION MOTOR PM	S	SWWT-S0710	SLUDGE DEWATERING BUILDING, SOUTH WASTE WATER TREATMENT	52	W
WWT-E-MTRI-52WK-01	ANNUAL INDUCTION MOTOR PM	S	SWWT-S0714	FILTRATE BUILDING, SOUTH WASTE WATER TREATMENT	52	W



WWT-E-MTRI-52WK-01	ANNUAL INDUCTION MOTOR PM	S	SWWT-S0735	CO-GENERATION BLDG, SOUTH WASTE WATER TREATMENT	52	W
WWT-E-MTRI-52WK-01	ANNUAL INDUCTION MOTOR PM	S	SWWT-S0740	CHLORINE BUILDING 1, SOUTH WASTE WATER TREATMENT	52	W
WWT-E-MTRI-52WK-01	ANNUAL INDUCTION MOTOR PM	S	SWWT-S0750	EFFLUENT PUMP STATION BLDG 1, SOUTH WASTE WATER TREATMENT	52	W
WWT-E-MTRI-52WK-01	ANNUAL INDUCTION MOTOR PM	S	SWWT-S0755	CHLORINE CONTACT CHAMBER 5, SOUTH WASTE WATER TREATMENT	52	W
WWT-E-MTRI-52WK-01	ANNUAL INDUCTION MOTOR PM	S	SWWT-S0756	CHLORINE CONTACT CHAMBER 6, SOUTH WASTE WATER TREATMENT	52	W
WWT-E-MTRI-52WK-01	ANNUAL INDUCTION MOTOR PM	S	SWWT-S0757	CHLORINE CONTACT CHAMBER 7, SOUTH WASTE WATER TREATMENT	52	W
WWT-E-MTRI-52WK-01	ANNUAL INDUCTION MOTOR PM	S	SWWT-S0758	CHLORINE CONTACT CHAMBER 8, SOUTH WASTE WATER TREATMENT	52	W
WWT-E-MTRI-52WK-01	ANNUAL INDUCTION MOTOR PM	S	SWWT-S0759	CHLORINE CONTACT CHAMBER 9, SOUTH WASTE WATER TREATMENT	52	W
WWT-E-MTRI-52WK-01	ANNUAL INDUCTION MOTOR PM	S	SWWT-S0760	TRANSFER PUMP STATION, SOUTH WASTE WATER TREATMENT	52	W
WWT-E-MTRI-52WK-01	ANNUAL INDUCTION MOTOR PM	S	SWWT-S0761	F.O.G. AND RESIDUALS MGMT BLDG, SOUTH WASTE WATER TREATMENT	52	W
WWT-E-MTRI-52WK-01	ANNUAL INDUCTION MOTOR PM	S	SWWT-S0765	MAIN SWITCHGEAR BUILDING 1, SOUTH WASTE WATER TREATMENT	52	W
WWT-E-MTRI-52WK-01	ANNUAL INDUCTION MOTOR PM	S	SWWT-S0790	FUEL STORAGE TANK AREA 1 (EMDS 1-6), SOUTH WASTE WATER TREATMENT	52	W
WWT-E-MTRI-52WK-01	ANNUAL INDUCTION MOTOR PM	S	SWWT-S0794	EMDS FUEL TRANSFER PUMP ROOM 1 (EMDS 1-6), SOUTH WASTE WATER TREATMENT	52	W
WWT-E-MTRI-52WK-01	ANNUAL INDUCTION MOTOR PM	S	SWWT-S1616	OXYGEN PLANT 1, SOUTH WASTE WATER TREATMENT	52	W
WWT-E-MTRI-52WK-01	ANNUAL INDUCTION MOTOR PM	S	SWWT-S1629	UNOX CONTROL BUILDING 1-4, SOUTH WASTE WATER TREATMENT	52	W
WWT-E-MTRI-52WK-01	ANNUAL INDUCTION MOTOR PM	S	SWWT-S2616	OXYGEN PLANT 2, SOUTH WASTE WATER TREATMENT	52	W
WWT-E-MTRI-52WK-01	ANNUAL INDUCTION MOTOR PM	S	SWWT-S2629	UNOX CONTROL BUILDING 5 - 8, SOUTH WASTE WATER TREATMENT	52	W
WWT-E-PNLB-52WK-01	ANNUAL BREAKER PANEL PM	S	CWWT-C0001	ADMINISTRATION BUILDING, CENTRAL WASTE WATER TREATMENT	52	W
WWT-E-PNLB-52WK-01	ANNUAL BREAKER PANEL PM	S	CWWT-C0003	STOREROOM, CENTRAL WASTE WATER TREATMENT	52	W
WWT-E-PNLB-52WK-01	ANNUAL BREAKER PANEL PM	S	CWWT-C0005	MAINTENANCE BUILDING, CENTRAL WASTE WATER TREATMENT	52	W
WWT-E-PNLB-52WK-01	ANNUAL BREAKER PANEL PM	S	CWWT-C0015	GUARD SHACK EAST ENTRANCE, CENTRAL WASTE WATER TREATMENT	52	W
WWT-E-PNLB-52WK-01	ANNUAL BREAKER PANEL PM	S	CWWT-C0616	OXYGEN PRODUCTION FACILITY 1, CENTRAL WASTE WATER TREATMENT	52	W

WWT-E-PNLB-52WK-01	ANNUAL BREAKER PANEL PM	S	CWWT-C0617	OXYGEN PRODUCTION FACILITY 2, CENTRAL WASTE WATER TREATMENT	52	W
WWT-E-PNLB-52WK-01	ANNUAL BREAKER PANEL PM	S	CWWT-C0629	UNOX TANKS CONTROL BUILDING, CENTRAL WASTE WATER TREATMENT	52	W
WWT-E-PNLB-52WK-01	ANNUAL BREAKER PANEL PM	S	CWWT-C0710	SLUDGE DEWATERING BUILDING, CENTRAL WASTE WATER TREATMENT	52	W
WWT-E-PNLB-52WK-01	ANNUAL BREAKER PANEL PM	S	CWWT-C0716	SLUDGE STORAGE BUILDING 1, CENTRAL WASTE WATER TREATMENT	52	W
WWT-E-PNLB-52WK-01	ANNUAL BREAKER PANEL PM	S	CWWT-C0717	SLUDGE STORAGE BUILDING 2, CENTRAL WASTE WATER TREATMENT	52	W
WWT-E-PNLB-52WK-01	ANNUAL BREAKER PANEL PM	S	CWWT-C0750	EFFLUENT PUMP STATION, CENTRAL WASTE WATER TREATMENT	52	W
WWT-E-PNLB-52WK-01	ANNUAL BREAKER PANEL PM	S	CWWT-C0765	MAIN SWITCHGEAR BUILDING, CENTRAL WASTE WATER TREATMENT	52	W
WWT-E-PNLB-52WK-01	ANNUAL BREAKER PANEL PM	S	CWWT-C0773	SUB-STATION 08, CENTRAL WASTE WATER TREATMENT	52	W
WWT-E-PNLB-52WK-01	ANNUAL BREAKER PANEL PM	S	CWWT-C0775	SUB-STATION 10, CENTRAL WASTE WATER TREATMENT	52	W
WWT-E-PNLB-52WK-01	ANNUAL BREAKER PANEL PM	S	CWWT-C0780	SUB-STATION 15, CENTRAL WASTE WATER TREATMENT	52	W
WWT-E-PNLB-52WK-01	ANNUAL BREAKER PANEL PM	S	CWWT-C0782	SUB-STATION 17, CENTRAL WASTE WATER TREATMENT	52	W
WWT-E-PNLB-52WK-01	ANNUAL BREAKER PANEL PM	S	CWWT-C0785	SUB-STATION 20, CENTRAL WASTE WATER TREATMENT	52	W
WWT-E-PNLB-52WK-01	ANNUAL BREAKER PANEL PM	S	CWWT-C0787	SUB-STATION 18A, CENTRAL WASTE WATER TREATMENT	52	W
WWT-E-PNLB-52WK-01	ANNUAL BREAKER PANEL PM	S	CWWT-C0899	OUTFALL BEACH STRUCTURE, CENTRAL WASTE WATER TREATMENT	52	W
WWT-E-PNLB-52WK-01	ANNUAL BREAKER PANEL PM	S	CWWT-C1601	GRIT BUILDING 1, CENTRAL WASTE WATER TREATMENT	52	W
WWT-E-PNLB-52WK-01	ANNUAL BREAKER PANEL PM	S	CWWT-C1603	SEPTAGE UNLOADING STATION, CENTRAL WASTE WATER TREATMENT	52	W
WWT-E-PNLB-52WK-01	ANNUAL BREAKER PANEL PM	S	CWWT-C1616	OXYGEN PLANT 1, CENTRAL WASTE WATER TREATMENT	52	W
WWT-E-PNLB-52WK-01	ANNUAL BREAKER PANEL PM	S	CWWT-C1629	OASIS CONTROL BUILDING, CENTRAL WASTE WATER TREATMENT	52	W
WWT-E-PNLB-52WK-01	ANNUAL BREAKER PANEL PM	S	CWWT-C1651	RETURN SLUDGE STATION 1/PLANT 1, CENTRAL WASTE WATER TREATMENT	52	W
WWT-E-PNLB-52WK-01	ANNUAL BREAKER PANEL PM	S	CWWT-C1652	RETURN SLUDGE STATION 2/PLANT 1, CENTRAL WASTE WATER TREATMENT	52	W
WWT-E-PNLB-52WK-01	ANNUAL BREAKER PANEL PM	S	CWWT-C1653	RETURN SLUDGE STATION 3/PLANT 1, CENTRAL WASTE WATER TREATMENT	52	W
WWT-E-PNLB-52WK-01	ANNUAL BREAKER PANEL PM	S	CWWT-C1660	SLUDGE CONCENTRATION BUILDING/PLANT 1, CENTRAL WASTE WATER TREATMENT	52	W
WWT-E-PNLB-52WK-01	ANNUAL BREAKER PANEL PM	S	CWWT-C1670	POLYMER BUILDING/PLANT 1, CENTRAL WASTE WATER TREATMENT	52	W

WWT-E-PNLB-52WK-01	ANNUAL BREAKER PANEL PM	S	CWWT-C1675	DIGESTER CLUSTER CONTROL BUILDING 1/PLANT 1, CENTRAL WASTE WATER TREATMENT	52	W
WWT-E-PNLB-52WK-01	ANNUAL BREAKER PANEL PM	S	CWWT-C1680	DIGESTER CLUSTER CONTROL BUILDING 2/PLANT 1, CENTRAL WASTE WATER TREATMENT	52	W
WWT-E-PNLB-52WK-01	ANNUAL BREAKER PANEL PM	S	CWWT-C1705	GAS SCRUBBER AREA, CENTRAL WASTE WATER TREATMENT	52	W
WWT-E-PNLB-52WK-01	ANNUAL BREAKER PANEL PM	S	CWWT-C1735	BLOWER/CO-GEN BUILDING, CENTRAL WASTE WATER TREATMENT	52	W
WWT-E-PNLB-52WK-01	ANNUAL BREAKER PANEL PM	S	CWWT-C1740	CHLORINE BUILDING 1, CENTRAL WASTE WATER TREATMENT	52	W
WWT-E-PNLB-52WK-01	ANNUAL BREAKER PANEL PM	S	CWWT-C2608	AIR SCRUBBER BUILDING 5, CENTRAL WASTE WATER TREATMENT	52	W
WWT-E-PNLB-52WK-01	ANNUAL BREAKER PANEL PM	S	CWWT-C2616	OXYGEN PLANT 2, CENTRAL WASTE WATER TREATMENT	52	W
WWT-E-PNLB-52WK-01	ANNUAL BREAKER PANEL PM	S	CWWT-C2651	RETURN SLUDGE STATION 1/PLANT 2, CENTRAL WASTE WATER TREATMENT	52	W
WWT-E-PNLB-52WK-01	ANNUAL BREAKER PANEL PM	S	CWWT-C2652	RETURN SLUDGE STATION 2/PLANT 2, CENTRAL WASTE WATER TREATMENT	52	W
WWT-E-PNLB-52WK-01	ANNUAL BREAKER PANEL PM	S	CWWT-C2653	RETURN SLUDGE STATION 3/PLANT 2, CENTRAL WASTE WATER TREATMENT	52	W
WWT-E-PNLB-52WK-01	ANNUAL BREAKER PANEL PM	S	CWWT-C2654	RETURN SLUDGE STATION 4/PLANT 2, CENTRAL WASTE WATER TREATMENT	52	W
WWT-E-PNLB-52WK-01	ANNUAL BREAKER PANEL PM	S	CWWT-C2655	RETURN SLUDGE STATION 5/PLANT 2 CENTRAL WASTE WATER TREATMENT	52	W
WWT-E-PNLB-52WK-01	ANNUAL BREAKER PANEL PM	S	CWWT-C2660	SLUDGE CONCENTRATION BUILDING/PLANT 2, CENTRAL WASTE WATER TREATMENT	52	W
WWT-E-PNLB-52WK-01	ANNUAL BREAKER PANEL PM	S	CWWT-C2670	POLYMER BUILDING/PLANT 2, CENTRAL WASTE WATER TREATMENT	52	W
WWT-E-PNLB-52WK-01	ANNUAL BREAKER PANEL PM	S	CWWT-C2675	DIGESTER CLUSTER CONTROL BUILDING 1/PLANT 2, CENTRAL WASTE WATER TREATMENT	52	W
WWT-E-PNLB-52WK-01	ANNUAL BREAKER PANEL PM	S	CWWT-C2680	DIGESTER CLUSTER CONTROL BUILDING 2/PLANT 2, CENTRAL WASTE WATER TREATMENT	52	W
WWT-E-PNLB-52WK-01	ANNUAL BREAKER PANEL PM	S	CWWT-C2685	DIGESTER CLUSTER CONTROL BUILDING 3/PLANT 2, CENTRAL WASTE WATER TREATMENT	52	W
WWT-E-PNLB-52WK-01	ANNUAL BREAKER PANEL PM	S	CWWT-C2690	DIGESTER CLUSTER CONTROL BUILDING 4/PLANT 2, CENTRAL WASTE WATER TREATMENT	52	W
WWT-E-PNLB-52WK-01	ANNUAL BREAKER PANEL PM	S	CWWT-C2707	GAS COMPRESSION BUILDING, CENTRAL WASTE WATER TREATMENT	52	W
WWT-E-PNLB-52WK-01	ANNUAL BREAKER PANEL PM	S	CWWT-C2740	CHLORINE BUILDING 2, CENTRAL WASTE WATER TREATMENT	52	W

WWT-E-PNLB-52WK-01	ANNUAL BREAKER PANEL PM	S	NWWT-N0001	ADMINISTRATION BUILDING, NORTH WASTE WATER TREATMENT	52	W
WWT-E-PNLB-52WK-01	ANNUAL BREAKER PANEL PM	S	NWWT-N0005	MAINTENANCE BUILDING, NORTH WASTE WATER TREATMENT	52	W
WWT-E-PNLB-52WK-01	ANNUAL BREAKER PANEL PM	S	NWWT-N0601	GRIT BUILDING 1, NORTH WASTE WATER TREATMENT	52	W
WWT-E-PNLB-52WK-01	ANNUAL BREAKER PANEL PM	S	NWWT-N0604	PRE-TREATMENT & SLUDGE TRANSFER BUILDING, NORTH WASTE WATER TREATMENT	52	W
WWT-E-PNLB-52WK-01	ANNUAL BREAKER PANEL PM	S	NWWT-N0606	AIR SCRUBBER BUILDING 1, NORTH WASTE WATER TREATMENT	52	W
WWT-E-PNLB-52WK-01	ANNUAL BREAKER PANEL PM	S	NWWT-N0616	OXYGEN PRODUCTION FACILITY 1, NORTH WASTE WATER TREATMENT	52	W
WWT-E-PNLB-52WK-01	ANNUAL BREAKER PANEL PM	S	NWWT-N0617	OXYGEN PRODUCTION FACILITY 2, NORTH WASTE WATER TREATMENT	52	W
WWT-E-PNLB-52WK-01	ANNUAL BREAKER PANEL PM	S	NWWT-N0620	OXYGENATION TRAIN INFLUENT CONTROL BLDG 1, NORTH WASTE WATER TREATMENT	52	W
WWT-E-PNLB-52WK-01	ANNUAL BREAKER PANEL PM	S	NWWT-N0629	OXYGENATION TRAIN MOTOR CONTROL BUILDING 1, NORTH WASTE WATER TREATMENT	52	W
WWT-E-PNLB-52WK-01	ANNUAL BREAKER PANEL PM	S	NWWT-N0630	PRIMARY SLUDGE PUMPING STATION 1, NORTH WASTE WATER TREATMENT	52	W
WWT-E-PNLB-52WK-01	ANNUAL BREAKER PANEL PM	S	NWWT-N0651	RETURN SLUDGE STATION 1, NORTH WASTE WATER TREATMENT	52	W
WWT-E-PNLB-52WK-01	ANNUAL BREAKER PANEL PM	S	NWWT-N0740	ON-SITE CHLORINE BUILDING, NORTH WASTE WATER TREATMENT	52	W
WWT-E-PNLB-52WK-01	ANNUAL BREAKER PANEL PM	S	NWWT-N0750	EFFLUENT PUMP STATION, NORTH WASTE WATER TREATMENT	52	W
WWT-E-PNLB-52WK-01	ANNUAL BREAKER PANEL PM	S	NWWT-N0765	MAIN SWITCHGEAR BUILDING, NORTH WASTE WATER TREATMENT	52	W
WWT-E-PNLB-52WK-01	ANNUAL BREAKER PANEL PM	S	NWWT-N0800	INJECTION WELL PUMP STATION, NORTH WASTE WATER TREATMENT	52	W
WWT-E-PNLB-52WK-01	ANNUAL BREAKER PANEL PM	S	NWWT-N1651	RETURN SLUDGE STATION 3, NORTH WASTE WATER TREATMENT	52	W
WWT-E-PNLB-52WK-01	ANNUAL BREAKER PANEL PM	S	NWWT-N1652	RETURN SLUDGE STATION 4, NORTH WASTE WATER TREATMENT	52	W
WWT-E-PNLB-52WK-01	ANNUAL BREAKER PANEL PM	S	NWWT-N1653	RETURN SLUDGE STATION 5, NORTH WASTE WATER TREATMENT	52	W
WWT-E-PNLB-52WK-01	ANNUAL BREAKER PANEL PM	S	NWWT-N2616	OXYGEN PLANT 2, NORTH WASTE WATER TREATMENT	52	W
WWT-E-PNLB-52WK-01	ANNUAL BREAKER PANEL PM	S	NWWT-N2620	OXYGENATION TRAIN INFLUENT CONTROL BLDG 2, NORTH WASTE WATER TREATMENT	52	W
WWT-E-PNLB-52WK-01	ANNUAL BREAKER PANEL PM	S	NWWT-N2629	OXYGENATION TRAIN MOTOR CONTROL BUILDING 2, NORTH WASTE WATER TREATMENT	52	W
WWT-E-PNLB-52WK-01	ANNUAL BREAKER PANEL PM	S	NWWT-N2630	PRIMARY SLUDGE PUMPING STATION 2, NORTH WASTE WATER TREATMENT	52	W
WWT-E-PNLB-52WK-01	ANNUAL BREAKER PANEL PM	S	NWWT-N2651	RETURN SLUDGE STATION 2, NORTH WASTE WATER TREATMENT	52	W
WWT-E-PNLB-52WK-01	ANNUAL BREAKER PANEL PM	S	NWWT-N3617	OXYGEN PLANT 3, NORTH WASTE WATER TREATMENT	52	W

WWT-E-PNLB-52WK-01	ANNUAL BREAKER PANEL PM	S	PS0001-CP001	FOURTH STREET SEWER PUMP STATION 1	52	W
WWT-E-PNLB-52WK-01	ANNUAL BREAKER PANEL PM	S	PS0002-CP002	NINTH STREET SEWER PUMP STATION 2	52	W
WWT-E-PNLB-52WK-01	ANNUAL BREAKER PANEL PM	S	SWWT-S0001	ADMINISTRATION BUILDING, SOUTH WASTE WATER TREATMENT	52	W
WWT-E-PNLB-52WK-01	ANNUAL BREAKER PANEL PM	S	SWWT-S0005	MAINTENANCE BUILDING, SOUTH WASTE WATER TREATMENT	52	W
WWT-E-PNLB-52WK-01	ANNUAL BREAKER PANEL PM	S	SWWT-S0014	GUARD HOUSE -NORTH GATE, SOUTH WASTE WATER TREATMENT	52	W
WWT-E-PNLB-52WK-01	ANNUAL BREAKER PANEL PM	S	SWWT-S0015	GUARD HOUSE -NORTH EAST MAIN ENTRANCE, SOUTH WASTE WATER TREATMENT	52	W
WWT-E-PNLB-52WK-01	ANNUAL BREAKER PANEL PM	S	SWWT-S0601	GRIT BUILDING 1, SOUTH WASTE WATER TREATMENT	52	W
WWT-E-PNLB-52WK-01	ANNUAL BREAKER PANEL PM	S	SWWT-S0602	GRIT BUILDING 2, SOUTH WASTE WATER TREATMENT	52	W
WWT-E-PNLB-52WK-01	ANNUAL BREAKER PANEL PM	S	SWWT-S0606	AIR SCRUBBER BLDG 1, SOUTH WASTE WATER TREATMENT	52	W
WWT-E-PNLB-52WK-01	ANNUAL BREAKER PANEL PM	S	SWWT-S0607	AIR SCRUBBER BLDG 2, SOUTH WASTE WATER TREATMENT	52	W
WWT-E-PNLB-52WK-01	ANNUAL BREAKER PANEL PM	S	SWWT-S0608	AIR SCRUBBER BLDG 3, SOUTH WASTE WATER TREATMENT	52	W
WWT-E-PNLB-52WK-01	ANNUAL BREAKER PANEL PM	S	SWWT-S0616	OXYGEN PRODUCTION FACILITY 1, SOUTH WASTE WATER TREATMENT	52	W
WWT-E-PNLB-52WK-01	ANNUAL BREAKER PANEL PM	S	SWWT-S0617	OXYGEN PRODUCTION FACILITY 2, SOUTH WASTE WATER TREATMENT	52	W
WWT-E-PNLB-52WK-01	ANNUAL BREAKER PANEL PM	S	SWWT-S0652	RETURN SLUDGE STATION 2, SOUTH WASTE WATER TREATMENT	52	W
WWT-E-PNLB-52WK-01	ANNUAL BREAKER PANEL PM	S	SWWT-S0660	SLUDGE CONCENTRATION BUILDING/PLANT 1, SOUTH WASTE WATER TREATMENT	52	W
WWT-E-PNLB-52WK-01	ANNUAL BREAKER PANEL PM	S	SWWT-S0670	POLYMER BUILDING-CONCENTRATORS, SOUTH WASTE WATER TREATMENT	52	W
WWT-E-PNLB-52WK-01	ANNUAL BREAKER PANEL PM	S	SWWT-S0671	POLYMER BUILDING-CLARIFIERS, SOUTH WASTE WATER TREATMENT	52	W
WWT-E-PNLB-52WK-01	ANNUAL BREAKER PANEL PM	S	SWWT-S0675	DIGESTER CLUSTER CONTROL BUILDING 1, SOUTH WASTE WATER TREATMENT	52	W
WWT-E-PNLB-52WK-01	ANNUAL BREAKER PANEL PM	S	SWWT-S0680	DIGESTER CLUSTER CONTROL BUILDING 2, SOUTH WASTE WATER TREATMENT	52	W
WWT-E-PNLB-52WK-01	ANNUAL BREAKER PANEL PM	S	SWWT-S0685	DIGESTER CLUSTER CONTROL BUILDING 3, SOUTH WASTE WATER TREATMENT	52	W
WWT-E-PNLB-52WK-01	ANNUAL BREAKER PANEL PM	S	SWWT-S0710	SLUDGE DEWATERING BUILDING, SOUTH WASTE WATER TREATMENT	52	W
WWT-E-PNLB-52WK-01	ANNUAL BREAKER PANEL PM	S	SWWT-S0714	FILTRATE BUILDING, SOUTH WASTE WATER TREATMENT	52	W
WWT-E-PNLB-52WK-01	ANNUAL BREAKER PANEL PM	S	SWWT-S0716	SLUDGE STORAGE BUILDING 1, SOUTH WASTE WATER TREATMENT	52	W
WWT-E-PNLB-52WK-01	ANNUAL BREAKER PANEL PM	S	SWWT-S0730	MAINTENANCE STORAGE BUILDING (BOILER BLDG), SOUTH WASTE WATER TREATMENT	52	W

WWT-E-PNLB-52WK-01	ANNUAL BREAKER PANEL PM	S	SWWT-S0735	CO-GENERATION BLDG, SOUTH WASTE WATER TREATMENT	52	W
WWT-E-PNLB-52WK-01	ANNUAL BREAKER PANEL PM	S	SWWT-S0740	CHLORINE BUILDING 1, SOUTH WASTE WATER TREATMENT	52	W
WWT-E-PNLB-52WK-01	ANNUAL BREAKER PANEL PM	S	SWWT-S0745	CHLORINE CONTACT CHAMBER 1, SOUTH WASTE WATER TREATMENT	52	W
WWT-E-PNLB-52WK-01	ANNUAL BREAKER PANEL PM	S	SWWT-S0747	CHLORINE CONTACT CHAMBER 3, SOUTH WASTE WATER TREATMENT	52	W
WWT-E-PNLB-52WK-01	ANNUAL BREAKER PANEL PM	S	SWWT-S0750	EFFLUENT PUMP STATION BLDG 1, SOUTH WASTE WATER TREATMENT	52	W
WWT-E-PNLB-52WK-01	ANNUAL BREAKER PANEL PM	S	SWWT-S0765	MAIN SWITCHGEAR BUILDING 1, SOUTH WASTE WATER TREATMENT	52	W
WWT-E-PNLB-52WK-01	ANNUAL BREAKER PANEL PM	S	SWWT-S0772	SUB-STATION 07, SOUTH WASTE WATER TREATMENT	52	W
WWT-E-PNLB-52WK-01	ANNUAL BREAKER PANEL PM	S	SWWT-S0773	SUB-STATION 08, SOUTH WASTE WATER TREATMENT	52	W
WWT-E-PNLB-52WK-01	ANNUAL BREAKER PANEL PM	S	SWWT-S0775	SUB-STATION 10, SOUTH WASTE WATER TREATMENT	52	W
WWT-E-PNLB-52WK-01	ANNUAL BREAKER PANEL PM	S	SWWT-S0777	SUB-STATION 12, SOUTH WASTE WATER TREATMENT	52	W
WWT-E-PNLB-52WK-01	ANNUAL BREAKER PANEL PM	S	SWWT-S0781	SUB-STATION 16, SOUTH WASTE WATER TREATMENT	52	W
WWT-E-PNLB-52WK-01	ANNUAL BREAKER PANEL PM	S	SWWT-S0801	INJECTION WELL 01 (FA-10), SOUTH WASTE WATER TREATMENT	52	W
WWT-E-PNLB-52WK-01	ANNUAL BREAKER PANEL PM	S	SWWT-S0802	INJECTION WELL 02 (FA-11), SOUTH WASTE WATER TREATMENT	52	W
WWT-E-PNLB-52WK-01	ANNUAL BREAKER PANEL PM	S	SWWT-S0803	INJECTION WELL 03 (FA-12), SOUTH WASTE WATER TREATMENT	52	W
WWT-E-PNLB-52WK-01	ANNUAL BREAKER PANEL PM	S	SWWT-S0804	INJECTION WELL 04 (FA-13), SOUTH WASTE WATER TREATMENT	52	W
WWT-E-PNLB-52WK-01	ANNUAL BREAKER PANEL PM	S	SWWT-S0805	INJECTION WELL 05 (BZ 1 AND 2), SOUTH WASTE WATER TREATMENT	52	W
WWT-E-PNLB-52WK-01	ANNUAL BREAKER PANEL PM	S	SWWT-S0806	INJECTION WELL 06 (FA-15), SOUTH WASTE WATER TREATMENT	52	W
WWT-E-PNLB-52WK-01	ANNUAL BREAKER PANEL PM	S	SWWT-S0807	INJECTION WELL 07 (FA-16), SOUTH WASTE WATER TREATMENT	52	W
WWT-E-PNLB-52WK-01	ANNUAL BREAKER PANEL PM	S	SWWT-S0808	INJECTION WELL 08 (FA-01), SOUTH WASTE WATER TREATMENT	52	W
WWT-E-PNLB-52WK-01	ANNUAL BREAKER PANEL PM	S	SWWT-S0809	INJECTION WELL 09 (FA-02), SOUTH WASTE WATER TREATMENT	52	W
WWT-E-PNLB-52WK-01	ANNUAL BREAKER PANEL PM	S	SWWT-S0810	INJECTION WELL 10 (FA-04), SOUTH WASTE WATER TREATMENT	52	W
WWT-E-PNLB-52WK-01	ANNUAL BREAKER PANEL PM	S	SWWT-S0811	INJECTION WELL 11 (FA-14), SOUTH WASTE WATER TREATMENT	52	W
WWT-E-PNLB-52WK-01	ANNUAL BREAKER PANEL PM	S	SWWT-S0812	INJECTION WELL 12 (FA-03), SOUTH WASTE WATER TREATMENT	52	W
WWT-E-PNLB-52WK-01	ANNUAL BREAKER PANEL PM	S	SWWT-S0813	INJECTION WELL 13 (FA-05), SOUTH WASTE WATER TREATMENT	52	W
WWT-E-PNLB-52WK-01	ANNUAL BREAKER PANEL PM	S	SWWT-S0814	INJECTION WELL 14 (FA-06), SOUTH WASTE WATER TREATMENT	52	W
WWT-E-PNLB-52WK-01	ANNUAL BREAKER PANEL PM	S	SWWT-S0815	INJECTION WELL 15 (FA-07), SOUTH WASTE WATER TREATMENT	52	W

WWT-E-PNLB-52WK-01	ANNUAL BREAKER PANEL PM	S	SWWT-S0816	INJECTION WELL 16 (FA-08), SOUTH WASTE WATER TREATMENT	52	W
WWT-E-PNLB-52WK-01	ANNUAL BREAKER PANEL PM	S	SWWT-S0817	INJECTION WELL 17 (FA-09), SOUTH WASTE WATER TREATMENT	52	W
WWT-E-PNLB-52WK-01	ANNUAL BREAKER PANEL PM	S	SWWT-S1616	OXYGEN PLANT 1, SOUTH WASTE WATER TREATMENT	52	W
WWT-E-PNLB-52WK-01	ANNUAL BREAKER PANEL PM	S	SWWT-S1629	UNOX CONTROL BUILDING 1-4, SOUTH WASTE WATER TREATMENT	52	W
WWT-E-PNLB-52WK-01	ANNUAL BREAKER PANEL PM	S	SWWT-S2616	OXYGEN PLANT 2, SOUTH WASTE WATER TREATMENT	52	W
WWT-E-PNLB-52WK-01	ANNUAL BREAKER PANEL PM	S	SWWT-S2629	UNOX CONTROL BUILDING 5 - 8, SOUTH WASTE WATER TREATMENT	52	W
WWT-E-PNLC-52WK-01	ANNUAL CONTROL PANEL PM	S	SWWT-S0280	FILTRATION SYSTEM AREA-NORTH, SOUTH WASTE WATER TREATMENT	52	W
WWT-E-PNLC-52WK-01	ANNUAL CONTROL PANEL PM	S	SWWT-S0282	FILTRATION SYSTEM AREA-SOUTH, SOUTH WASTE WATER TREATMENT	52	W
WWT-E-PNLC-52WK-01	ANNUAL CONTROL PANEL PM	S	SWWT-S0710	SLUDGE DEWATERING BUILDING, SOUTH WASTE WATER TREATMENT	52	W
WWT-E-PNLFA-52WK-01	ANNUAL FIRE ALARM PANEL CERTIFICATION	S	WWPLANTS-CWWT	CENTRAL DISTRICT, WASTE WATER TREATMENT PLANT	52	W
WWT-E-PNLFA-52WK-01	ANNUAL FIRE ALARM PANEL CERTIFICATION	S	WWPLANTS-NWWT	NORTH DISTRICT, WASTE WATER TREATMENT PLANT	52	W
WWT-E-PNLFA-52WK-01	ANNUAL FIRE ALARM PANEL CERTIFICATION	S	WWPLANTS-SWWT	SOUTH DISTRICT, WASTE WATER TREATMENT PLANT	52	W
WWT-E-SWG-52WK-01	ANNUAL 480 VOLT SWITCHGEAR PM	S	CWWT-C0005	MAINTENANCE BUILDING, CENTRAL WASTE WATER TREATMENT	52	W
WWT-E-SWG-52WK-01	ANNUAL 480 VOLT SWITCHGEAR PM	S	CWWT-C0766	SUB-STATION 01, CENTRAL WASTE WATER TREATMENT	52	W
WWT-E-SWG-52WK-01	ANNUAL 480 VOLT SWITCHGEAR PM	S	CWWT-C0767	SUB-STATION 02, CENTRAL WASTE WATER TREATMENT	52	W
WWT-E-SWG-52WK-01	ANNUAL 480 VOLT SWITCHGEAR PM	S	CWWT-C0770	SUB-STATION 05, CENTRAL WASTE WATER TREATMENT	52	W
WWT-E-SWG-52WK-01	ANNUAL 480 VOLT SWITCHGEAR PM	S	CWWT-C0771	SUB-STATION 06, CENTRAL WASTE WATER TREATMENT	52	W
WWT-E-SWG-52WK-01	ANNUAL 480 VOLT SWITCHGEAR PM	S	CWWT-C0772	SUB-STATION 07, CENTRAL WASTE WATER TREATMENT	52	W
WWT-E-SWG-52WK-01	ANNUAL 480 VOLT SWITCHGEAR PM	S	CWWT-C0773	SUB-STATION 08, CENTRAL WASTE WATER TREATMENT	52	W
WWT-E-SWG-52WK-01	ANNUAL 480 VOLT SWITCHGEAR PM	S	CWWT-C0774	SUB-STATION 09, CENTRAL WASTE WATER TREATMENT	52	W
WWT-E-SWG-52WK-01	ANNUAL 480 VOLT SWITCHGEAR PM	S	CWWT-C0775	SUB-STATION 10, CENTRAL WASTE WATER TREATMENT	52	W
WWT-E-SWG-52WK-01	ANNUAL 480 VOLT SWITCHGEAR PM	S	CWWT-C0778	SUB-STATION 13, CENTRAL WASTE WATER TREATMENT	52	W
WWT-E-SWG-52WK-01	ANNUAL 480 VOLT SWITCHGEAR PM	S	CWWT-C0779	SUB-STATION 14, CENTRAL WASTE WATER TREATMENT	52	W
WWT-E-SWG-52WK-01	ANNUAL 480 VOLT SWITCHGEAR PM	S	CWWT-C0780	SUB-STATION 15, CENTRAL WASTE WATER TREATMENT	52	W
WWT-E-SWG-52WK-01	ANNUAL 480 VOLT SWITCHGEAR PM	S	CWWT-C0781	SUB-STATION 16, CENTRAL WASTE WATER TREATMENT	52	W
WWT-E-SWG-52WK-01	ANNUAL 480 VOLT SWITCHGEAR PM	S	CWWT-C0782	SUB-STATION 17, CENTRAL WASTE WATER TREATMENT	52	W
WWT-E-SWG-52WK-01	ANNUAL 480 VOLT SWITCHGEAR PM	S	CWWT-C0783	SUB-STATION 18, CENTRAL WASTE WATER TREATMENT	52	W

WWT-E-SWG-52WK-01	ANNUAL 480 VOLT SWITCHGEAR PM	S	CWWT-C0784	SUB-STATION 19, CENTRAL WASTE WATER TREATMENT	52	W
WWT-E-SWG-52WK-01	ANNUAL 480 VOLT SWITCHGEAR PM	S	CWWT-C0785	SUB-STATION 20, CENTRAL WASTE WATER TREATMENT	52	W
WWT-E-SWG-52WK-01	ANNUAL 480 VOLT SWITCHGEAR PM	S	CWWT-C0791	SUB-STATION 09A, CENTRAL WASTE WATER TREATMENT	52	W
WWT-E-SWG-52WK-01	ANNUAL 480 VOLT SWITCHGEAR PM	S	CWWT-C1735	BLOWER/CO-GEN BUILDING, CENTRAL WASTE WATER TREATMENT	52	W
WWT-E-SWG-52WK-01	ANNUAL 480 VOLT SWITCHGEAR PM	S	NWWT-N0601	GRIT BUILDING 1, NORTH WASTE WATER TREATMENT	52	W
WWT-E-SWG-52WK-01	ANNUAL 480 VOLT SWITCHGEAR PM	S	NWWT-N0604	PRE-TREATMENT & SLUDGE TRANSFER BUILDING, NORTH WASTE WATER TREATMENT	52	W
WWT-E-SWG-52WK-01	ANNUAL 480 VOLT SWITCHGEAR PM	S	NWWT-N0616	OXYGEN PRODUCTION FACILITY 1, NORTH WASTE WATER TREATMENT	52	W
WWT-E-SWG-52WK-01	ANNUAL 480 VOLT SWITCHGEAR PM	S	NWWT-N0617	OXYGEN PRODUCTION FACILITY 2, NORTH WASTE WATER TREATMENT	52	W
WWT-E-SWG-52WK-01	ANNUAL 480 VOLT SWITCHGEAR PM	S	NWWT-N0629	OXYGENATION TRAIN MOTOR CONTROL BUILDING 1, NORTH WASTE WATER TREATMENT	52	W
WWT-E-SWG-52WK-01	ANNUAL 480 VOLT SWITCHGEAR PM	S	NWWT-N0651	RETURN SLUDGE STATION 1, NORTH WASTE WATER TREATMENT	52	W
WWT-E-SWG-52WK-01	ANNUAL 480 VOLT SWITCHGEAR PM	S	NWWT-N0765	MAIN SWITCHGEAR BUILDING, NORTH WASTE WATER TREATMENT	52	W
WWT-E-SWG-52WK-01	ANNUAL 480 VOLT SWITCHGEAR PM	S	NWWT-N2629	OXYGENATION TRAIN MOTOR CONTROL BUILDING 2, NORTH WASTE WATER TREATMENT	52	W
WWT-E-SWG-52WK-01	ANNUAL 480 VOLT SWITCHGEAR PM	S	NWWT-N2651	RETURN SLUDGE STATION 2, NORTH WASTE WATER TREATMENT	52	W
WWT-E-SWG-52WK-01	ANNUAL 480 VOLT SWITCHGEAR PM	S	PS0002-CP002	NINTH STREET SEWER PUMP STATION 2	52	W
WWT-E-SWG-52WK-01	ANNUAL 480 VOLT SWITCHGEAR PM	S	S076555SWG5	MAIN SWITCH BLDG-SWITCHGEAR 5	52	W
WWT-E-SWG-52WK-01	ANNUAL 480 VOLT SWITCHGEAR PM	S	S076555SWG6	MAIN SWITCH BLDG-SWITCHGEAR 6	52	W
WWT-E-SWG-52WK-02	ANNUAL 4160 AND 13200 VOLTS SWITCHGEAR PM	S	S075055SWG3	EFF PUMP STATION-SWITCHGEAR 3	52	W
WWT-E-SWG-52WK-02	ANNUAL 4160 AND 13200 VOLTS SWITCHGEAR PM	S	S075055SWG4	EFF PUMP STATION-SWITCHGEAR 4	52	W
WWT-E-SWG-52WK-02	ANNUAL 4160 AND 13200 VOLTS SWITCHGEAR PM	S	S075055SWG7	EFF PUMP STATION-SWITCHGEAR 7	52	W
WWT-E-SWG-52WK-02	ANNUAL 4160 AND 13200 VOLTS SWITCHGEAR PM	S	S075055SWG9	EFF PUMP STATION-SWITCHGEAR 9	52	W
WWT-E-SWTD-52WK-01	ANNUAL SWITCH PM	S	CWWT-C0784	SUB-STATION 19, CENTRAL WASTE WATER TREATMENT	52	W
WWT-E-SWTD-52WK-01	ANNUAL SWITCH PM	S	CWWT-C0785	SUB-STATION 20, CENTRAL WASTE WATER TREATMENT	52	W
WWT-E-SWTD-52WK-01	ANNUAL SWITCH PM	S	CWWT-C0786	SUB-STATION 17A, CENTRAL WASTE WATER TREATMENT	52	W
WWT-E-SWTD-52WK-01	ANNUAL SWITCH PM	S	CWWT-C0787	SUB-STATION 18A, CENTRAL WASTE WATER TREATMENT	52	W
WWT-E-SWTD-52WK-01	ANNUAL SWITCH PM	S	CWWT-C0788	SUB-STATION 07A, CENTRAL WASTE WATER TREATMENT	52	W



WWT-E-SWTD-52WK-01	ANNUAL SWITCH PM	S	CWWT-C0789	SUB-STATION 08B, CENTRAL WASTE WATER TREATMENT	52	W
WWT-E-SWTD-52WK-01	ANNUAL SWITCH PM	S	CWWT-C0791	SUB-STATION 09A, CENTRAL WASTE WATER TREATMENT	52	W
WWT-E-SWTD-52WK-01	ANNUAL SWITCH PM	S	CWWT-C0792	SUB-STATION 10B, CENTRAL WASTE WATER TREATMENT	52	W
WWT-E-SWTD-52WK-01	ANNUAL SWITCH PM	S	CWWT-C0793	SUB-STATION 19A, CENTRAL WASTE WATER TREATMENT	52	W
WWT-E-SWTD-52WK-01	ANNUAL SWITCH PM	S	CWWT-C0794	SUB-STATION 20B, CENTRAL WASTE WATER TREATMENT	52	W
WWT-E-SWTD-52WK-01	ANNUAL SWITCH PM	S	NWWT-N0651	RETURN SLUDGE STATION 1, NORTH WASTE WATER TREATMENT	52	W
WWT-E-SWTD-52WK-01	ANNUAL SWITCH PM	S	NWWT-N0765	MAIN SWITCHGEAR BUILDING, NORTH WASTE WATER TREATMENT	52	W
WWT-E-SWTD-52WK-01	ANNUAL SWITCH PM	S	NWWT-N2651	RETURN SLUDGE STATION 2, NORTH WASTE WATER TREATMENT	52	W
WWT-E-SWTD-52WK-01	ANNUAL SWITCH PM	S	PS0001-CP001	FOURTH STREET SEWER PUMP STATION 1	52	W
WWT-E-SWTD-52WK-01	ANNUAL SWITCH PM	S	SWWT-S0716	SLUDGE STORAGE BUILDING 1, SOUTH WASTE WATER TREATMENT	52	W
WWT-E-SWTD-52WK-01	ANNUAL SWITCH PM	S	SWWT-S0750	EFFLUENT PUMP STATION BLDG 1, SOUTH WASTE WATER TREATMENT	52	W
WWT-E-SWTD-52WK-01	ANNUAL SWITCH PM	S	SWWT-S0766	SUB-STATION 01, SOUTH WASTE WATER TREATMENT	52	W
WWT-E-SWTD-52WK-01	ANNUAL SWITCH PM	S	SWWT-S0767	SUB-STATION 02, SOUTH WASTE WATER TREATMENT	52	W
WWT-E-SWTD-52WK-01	ANNUAL SWITCH PM	S	SWWT-S0768	SUB-STATION 03, SOUTH WASTE WATER TREATMENT	52	W
WWT-E-SWTD-52WK-01	ANNUAL SWITCH PM	S	SWWT-S0769	SUB-STATION 04, SOUTH WASTE WATER TREATMENT	52	W
WWT-E-SWTD-52WK-01	ANNUAL SWITCH PM	S	SWWT-S0770	SUB-STATION 05, SOUTH WASTE WATER TREATMENT	52	W
WWT-E-SWTD-52WK-01	ANNUAL SWITCH PM	S	SWWT-S0771	SUB-STATION 06, SOUTH WASTE WATER TREATMENT	52	W
WWT-E-SWTD-52WK-01	ANNUAL SWITCH PM	S	SWWT-S0772	SUB-STATION 07, SOUTH WASTE WATER TREATMENT	52	W
WWT-E-SWTD-52WK-01	ANNUAL SWITCH PM	S	SWWT-S0773	SUB-STATION 08, SOUTH WASTE WATER TREATMENT	52	W
WWT-E-SWTD-52WK-01	ANNUAL SWITCH PM	S	SWWT-S0774	SUB-STATION 09, SOUTH WASTE WATER TREATMENT	52	W
WWT-E-SWTD-52WK-01	ANNUAL SWITCH PM	S	SWWT-S0775	SUB-STATION 10, SOUTH WASTE WATER TREATMENT	52	W
WWT-E-SWTD-52WK-01	ANNUAL SWITCH PM	S	SWWT-S0776	SUB-STATION 11, SOUTH WASTE WATER TREATMENT	52	W
WWT-E-SWTD-52WK-01	ANNUAL SWITCH PM	S	SWWT-S0777	SUB-STATION 12, SOUTH WASTE WATER TREATMENT	52	W
WWT-E-SWTD-52WK-01	ANNUAL SWITCH PM	S	SWWT-S0778	SUB-STATION 13, SOUTH WASTE WATER TREATMENT	52	W
WWT-E-SWTD-52WK-01	ANNUAL SWITCH PM	S	SWWT-S0779	SUB-STATION 14, SOUTH WASTE WATER TREATMENT	52	W
WWT-E-SWTD-52WK-01	ANNUAL SWITCH PM	S	SWWT-S0780	SUB-STATION 15, SOUTH WASTE WATER TREATMENT	52	W
WWT-E-SWTD-52WK-01	ANNUAL SWITCH PM	S	SWWT-S0781	SUB-STATION 16, SOUTH WASTE WATER TREATMENT	52	W

WWT-E-SWTD-52WK-01	ANNUAL SWITCH PM	S	SWWT-S0782	SUB-STATION 17, SOUTH WASTE WATER TREATMENT	52	W
WWT-E-SWTD-52WK-01	ANNUAL SWITCH PM	S	SWWT-S0783	SUB-STATION 18, SOUTH WASTE WATER TREATMENT	52	W
WWT-E-SWTD-52WK-01	ANNUAL SWITCH PM	S	SWWT-S0785	SUB-STATION 20, SOUTH WASTE WATER TREATMENT	52	W
WWT-E-SWTP-52WK-01	ANNUAL PRESSURE SWITCH REPLACEMENT	S	NWWT-N0740	ON-SITE CHLORINE BUILDING, NORTH WASTE WATER TREATMENT	52	W
WWT-E-TRNO-52WK-02	CONTRACTOR ANNUAL PREDICTIVE OIL SAMPLE STEPDOWN TRANSFORMER (NO INSPECTION PTS)	S	WWPLANTS-SWWT	SOUTH DISTRICT, WASTE WATER TREATMENT PLANT	104	W
WWT-E-HTR-104WK-01	BIANNUAL HEATER PM	S	CWWT-C0616	OXYGEN PRODUCTION FACILITY 1, CENTRAL WASTE WATER TREATMENT	104	W
WWT-E-HTR-104WK-01	BIANNUAL HEATER PM	S	CWWT-C0617	OXYGEN PRODUCTION FACILITY 2, CENTRAL WASTE WATER TREATMENT	104	W
WWT-E-HTR-104WK-01	BIANNUAL HEATER PM	S	CWWT-C1616	OXYGEN PLANT 1, CENTRAL WASTE WATER TREATMENT	104	W
WWT-E-HTR-104WK-01	BIANNUAL HEATER PM	S	CWWT-C2616	OXYGEN PLANT 2, CENTRAL WASTE WATER TREATMENT	104	W
WWT-E-HTR-104WK-01	BIANNUAL HEATER PM	S	CWWT-C3617	OXYGEN PLANT 3, CENTRAL WASTE WATER TREATMENT	104	W
WWT-E-HTR-104WK-01	BIANNUAL HEATER PM	S	NWWT-N0616	OXYGEN PRODUCTION FACILITY 1, NORTH WASTE WATER TREATMENT	104	W
WWT-E-HTR-104WK-01	BIANNUAL HEATER PM	S	NWWT-N0618	OXYGEN STORAGE FACILITY, NORTH WASTE WATER TREATMENT	104	W
WWT-E-HTR-104WK-01	BIANNUAL HEATER PM	S	NWWT-N0765	MAIN SWITCHGEAR BUILDING, NORTH WASTE WATER TREATMENT	104	W
WWT-E-HTR-104WK-01	BIANNUAL HEATER PM	S	NWWT-N1616	OXYGEN PLANT 1, NORTH WASTE WATER TREATMENT	104	W
WWT-E-HTR-104WK-01	BIANNUAL HEATER PM	S	NWWT-N2616	OXYGEN PLANT 2, NORTH WASTE WATER TREATMENT	104	W
WWT-E-HTR-104WK-01	BIANNUAL HEATER PM	S	NWWT-N3617	OXYGEN PLANT 3, NORTH WASTE WATER TREATMENT	104	W
WWT-E-HTR-104WK-01	BIANNUAL HEATER PM	S	SWWT-S0616	OXYGEN PRODUCTION FACILITY 1, SOUTH WASTE WATER TREATMENT	104	W
WWT-E-HTR-104WK-01	BIANNUAL HEATER PM	S	SWWT-S0765	MAIN SWITCHGEAR BUILDING 1, SOUTH WASTE WATER TREATMENT	104	W
WWT-E-HTR-104WK-01	BIANNUAL HEATER PM	S	SWWT-S1616	OXYGEN PLANT 1, SOUTH WASTE WATER TREATMENT	104	W
WWT-E-HTR-104WK-01	BIANNUAL HEATER PM	S	SWWT-S1765	MAIN SWITCHGEAR BUILDING 2, SOUTH WASTE WATER TREATMENT	104	W
WWT-E-HTR-104WK-01	BIANNUAL HEATER PM	S	SWWT-S2616	OXYGEN PLANT 2, SOUTH WASTE WATER TREATMENT	104	W

WWT-E-RLY-104WK-01	BIANNUAL PROTECTIVE RELAY CALIBRATION	S	CWWT-C0616	OXYGEN PRODUCTION FACILITY 1, CENTRAL WASTE WATER TREATMENT	104	W
WWT-E-RLY-104WK-01	BIANNUAL PROTECTIVE RELAY CALIBRATION	S	CWWT-C0617	OXYGEN PRODUCTION FACILITY 2, CENTRAL WASTE WATER TREATMENT	104	W
WWT-E-RLY-104WK-01	BIANNUAL PROTECTIVE RELAY CALIBRATION	S	CWWT-C0765	MAIN SWITCHGEAR BUILDING, CENTRAL WASTE WATER TREATMENT	104	W
WWT-E-RLY-104WK-01	BIANNUAL PROTECTIVE RELAY CALIBRATION	S	CWWT-C0776	SUB-STATION 11, CENTRAL WASTE WATER TREATMENT	104	W
WWT-E-RLY-104WK-01	BIANNUAL PROTECTIVE RELAY CALIBRATION	S	CWWT-C0777	SUB-STATION 12, CENTRAL WASTE WATER TREATMENT	104	W
WWT-E-RLY-104WK-01	BIANNUAL PROTECTIVE RELAY CALIBRATION	S	CWWT-C0784	SUB-STATION 19, CENTRAL WASTE WATER TREATMENT	104	W
WWT-E-RLY-104WK-01	BIANNUAL PROTECTIVE RELAY CALIBRATION	S	CWWT-C0785	SUB-STATION 20, CENTRAL WASTE WATER TREATMENT	104	W
WWT-E-RLY-104WK-01	BIANNUAL PROTECTIVE RELAY CALIBRATION	S	CWWT-C0788	SUB-STATION 07A, CENTRAL WASTE WATER TREATMENT	104	W
WWT-E-RLY-104WK-01	BIANNUAL PROTECTIVE RELAY CALIBRATION	S	CWWT-C0791	SUB-STATION 09A, CENTRAL WASTE WATER TREATMENT	104	W
WWT-E-RLY-104WK-01	BIANNUAL PROTECTIVE RELAY CALIBRATION	S	CWWT-C1616	OXYGEN PLANT 1, CENTRAL WASTE WATER TREATMENT	104	W
WWT-E-RLY-104WK-01	BIANNUAL PROTECTIVE RELAY CALIBRATION	S	CWWT-C1735	BLOWER/CO-GEN BUILDING, CENTRAL WASTE WATER TREATMENT	104	W
WWT-E-RLY-104WK-01	BIANNUAL PROTECTIVE RELAY CALIBRATION	S	CWWT-C2616	OXYGEN PLANT 2, CENTRAL WASTE WATER TREATMENT	104	W
WWT-E-RLY-104WK-01	BIANNUAL PROTECTIVE RELAY CALIBRATION	S	NWWT-N0601	GRIT BUILDING 1, NORTH WASTE WATER TREATMENT	104	W
WWT-E-RLY-104WK-01	BIANNUAL PROTECTIVE RELAY CALIBRATION	S	NWWT-N0604	PRE-TREATMENT & SLUDGE TRANSFER BUILDING, NORTH WASTE WATER TREATMENT	104	W
WWT-E-RLY-104WK-01	BIANNUAL PROTECTIVE RELAY CALIBRATION	S	NWWT-N0616	OXYGEN PRODUCTION FACILITY 1, NORTH WASTE WATER TREATMENT	104	W
WWT-E-RLY-104WK-01	BIANNUAL PROTECTIVE RELAY CALIBRATION	S	NWWT-N0617	OXYGEN PRODUCTION FACILITY 2, NORTH WASTE WATER TREATMENT	104	W
WWT-E-RLY-104WK-01	BIANNUAL PROTECTIVE RELAY CALIBRATION	S	NWWT-N0750	EFFLUENT PUMP STATION, NORTH WASTE WATER TREATMENT	104	W
WWT-E-RLY-104WK-01	BIANNUAL PROTECTIVE RELAY CALIBRATION	S	NWWT-N0765	MAIN SWITCHGEAR BUILDING, NORTH WASTE WATER TREATMENT	104	W
WWT-E-RLY-104WK-01	BIANNUAL PROTECTIVE RELAY CALIBRATION	S	NWWT-N0800	INJECTION WELL PUMP STATION, NORTH WASTE WATER TREATMENT	104	W
WWT-E-RLY-104WK-01	BIANNUAL PROTECTIVE RELAY CALIBRATION	S	NWWT-N1616	OXYGEN PLANT 1, NORTH WASTE WATER TREATMENT	104	W

WWT-E-RLY-104WK-01	BIANNUAL PROTECTIVE RELAY CALIBRATION	S	NWWT-N2616	OXYGEN PLANT 2, NORTH WASTE WATER TREATMENT	104	W
WWT-E-RLY-104WK-01	BIANNUAL PROTECTIVE RELAY CALIBRATION	S	NWWT-N3617	OXYGEN PLANT 3, NORTH WASTE WATER TREATMENT	104	W
WWT-E-RLY-104WK-01	BIANNUAL PROTECTIVE RELAY CALIBRATION	S	PS0001-CP001	FOURTH STREET SEWER PUMP STATION 1	104	W
WWT-E-RLY-104WK-01	BIANNUAL PROTECTIVE RELAY CALIBRATION	S	PS0002-CP002	NINTH STREET SEWER PUMP STATION 2	104	W
WWT-E-RLY-104WK-01	BIANNUAL PROTECTIVE RELAY CALIBRATION	S	SWWT-S0735	CO-GENERATION BLDG, SOUTH WASTE WATER TREATMENT	104	W
WWT-E-RLY-104WK-01	BIANNUAL PROTECTIVE RELAY CALIBRATION	S	SWWT-S0750	EFFLUENT PUMP STATION BLDG 1, SOUTH WASTE WATER TREATMENT	104	W
WWT-E-RLY-104WK-01	BIANNUAL PROTECTIVE RELAY CALIBRATION	S	SWWT-S0765	MAIN SWITCHGEAR BUILDING 1, SOUTH WASTE WATER TREATMENT	104	W
WWT-E-DRVM-156WK-01	3 YR EFFLUENT MAGNETIC DRIVE MAJOR OVERHAUL BY CONTRACTOR	S	N075042EP1	EFF PUMP STATION-EFFLUENT PUMP 1	156	W
WWT-E-DRVM-156WK-01	3 YR EFFLUENT MAGNETIC DRIVE MAJOR OVERHAUL BY CONTRACTOR	S	N075042EP2	EFF PUMP STATION-EFFLUENT PUMP 2	156	W
WWT-E-DRVM-156WK-01	3 YR EFFLUENT MAGNETIC DRIVE MAJOR OVERHAUL BY CONTRACTOR	S	N075042EP3	EFF PUMP STATION-EFFLUENT PUMP 3	156	W
WWT-E-DRVM-156WK-01	3 YR EFFLUENT MAGNETIC DRIVE MAJOR OVERHAUL BY CONTRACTOR	S	N075042EP4	EFF PUMP STATION-EFFLUENT PUMP 4	156	W
WWT-E-DRVM-156WK-01	3 YR EFFLUENT MAGNETIC DRIVE MAJOR OVERHAUL BY CONTRACTOR	S	N075042EP5	EFF PUMP STATION-EFFLUENT PUMP 5	156	W
WWT-E-DRVM-156WK-01	3 YR EFFLUENT MAGNETIC DRIVE MAJOR OVERHAUL BY CONTRACTOR	S	N075042EP6	EFF PUMP STATION-EFFLUENT PUMP 6	156	W
WWT-D-METFM-260WK-01	DIES-FUEL FLOW METER-5 YEAR PM	S	S179447DFMETS	EMD DIESEL ENGINE-DIESEL FUEL METER SYSTEM	260	W

## Pump PM Tasks and Frequency

PM	PM Description	Eq Type	Equipment	Equipment Description	Class	Frequency	Period UOM
WWT-D-PMPC-4WK-01	DIESEL-CENTRIFUGAL PUMP MONTHLY PM	P	C173575PMPW1	GAS COMPRESSOR COOLING WATER PUMP 1	WWTPMP	4 W	
WWT-D-PMPC-4WK-01	DIESEL-CENTRIFUGAL PUMP MONTHLY PM	P	C173575PMPW2	GAS COMPRESSOR COOLING WATER PUMP 2	WWTPMP	4 W	
WWT-D-PMPC-4WK-01	DIESEL-CENTRIFUGAL PUMP MONTHLY PM	P	S073553DHWP01	DIGESTER HOT WATER PUMP 1	WWTPMP	4 W	
WWT-D-PMPC-4WK-01	DIESEL-CENTRIFUGAL PUMP MONTHLY PM	P	S073553DHWP02	DIGESTER HOT WATER PUMP 2	WWTPMP	4 W	
WWT-D-PMPC-4WK-01	DIESEL-CENTRIFUGAL PUMP MONTHLY PM	P	S073575PMPW1	GAS COMPRESSOR COOLING WATER PUMP 1	WWTPMP	4 W	
WWT-D-PMPC-4WK-01	DIESEL-CENTRIFUGAL PUMP MONTHLY PM	P	S073575PMPW2	GAS COMPRESSOR COOLING WATER PUMP 2	WWTPMP	4 W	
WWT-D-PMPG-4WK-01	DIES-PUMP-GEAR FUEL BOOSTER PUMP-MONTHLY PM	P	C079047PMPF1	FUEL FILLING STATION PUMP 1	WWTPMP	4 W	
WWT-D-PMPG-4WK-01	DIES-PUMP-GEAR FUEL BOOSTER PUMP-MONTHLY PM	P	C079047PMPF2	FUEL FILLING STATION PUMP 2	WWTPMP	4 W	
WWT-D-PMPG-4WK-01	DIES-PUMP-GEAR FUEL BOOSTER PUMP-MONTHLY PM	P	C079047PMPT1	DIESEL FUEL TRANSFER PUMP 1	WWTPMP	4 W	
WWT-D-PMPG-4WK-01	DIES-PUMP-GEAR FUEL BOOSTER PUMP-MONTHLY PM	P	C079047PMPT2	DIESEL FUEL TRANSFER PUMP 2	WWTPMP	4 W	
WWT-D-PMPG-4WK-01	DIES-PUMP-GEAR FUEL BOOSTER PUMP-MONTHLY PM	P	C173552PMPL1	SUPERIOR 1 PRE LUBE PUMP	WWTPMP	4 W	
WWT-D-PMPG-4WK-01	DIES-PUMP-GEAR FUEL BOOSTER PUMP-MONTHLY PM	P	C173552PMPL2	SUPERIOR 2 PRE LUBE PUMP	WWTPMP	4 W	
WWT-D-PMPG-4WK-01	DIES-PUMP-GEAR FUEL BOOSTER PUMP-MONTHLY PM	P	C173552PMPL3	SUPERIOR 3 PRE LUBE PUMP	WWTPMP	4 W	
WWT-D-PMPG-4WK-01	DIES-PUMP-GEAR FUEL BOOSTER PUMP-MONTHLY PM	P	C173552PMPL4	SUPERIOR 4 PRE LUBE PUMP	WWTPMP	4 W	
WWT-D-PMPG-4WK-01	DIES-PUMP-GEAR FUEL BOOSTER PUMP-MONTHLY PM	P	N079047PMPT1	DIESEL FUEL TRANSFER PUMP 1	WWTPMP	4 W	
WWT-D-PMPG-4WK-01	DIES-PUMP-GEAR FUEL BOOSTER PUMP-MONTHLY PM	P	N079047PMPT2	DIESEL FUEL TRANSFER PUMP 2	WWTPMP	4 W	
WWT-D-PMPG-4WK-01	DIES-PUMP-GEAR FUEL BOOSTER PUMP-MONTHLY PM	P	S079047PMPT1	DIESEL FUEL TRANSFER PUMP 1	WWTPMP	4 W	
WWT-D-PMPG-4WK-01	DIES-PUMP-GEAR FUEL BOOSTER PUMP-MONTHLY PM	P	S079047PMPT2	DIESEL FUEL TRANSFER PUMP 2	WWTPMP	4 W	
WWT-D-PMPG-4WK-01	DIES-PUMP-GEAR FUEL BOOSTER PUMP-MONTHLY PM	P	S079447PMP1	DIESEL FUEL TRANSFER PUMP 1	WWTPMP	4 W	
WWT-D-PMPG-4WK-01	DIES-PUMP-GEAR FUEL BOOSTER PUMP-MONTHLY PM	P	S079447PMP2	DIESEL FUEL TRANSFER PUMP 2	WWTPMP	4 W	
WWT-D-PMPG-4WK-01	DIES-PUMP-GEAR FUEL BOOSTER PUMP-MONTHLY PM	P	S179447PMP01	DIESEL FUEL TRANSFER UNLOADING PUMP 1	WWTPMP	4 W	
WWT-D-PMPG-4WK-01	DIES-PUMP-GEAR FUEL BOOSTER PUMP-MONTHLY PM	P	S179447PMP02	DIESEL FUEL TRANSFER UNLOADING PUMP 2	WWTPMP	4 W	
WWT-D-PMPG-4WK-01	DIES-PUMP-GEAR FUEL BOOSTER PUMP-MONTHLY PM	P	S179447PMPFT01	DIESEL FUEL SUPPLY TRANSFER PUMP 1	WWTPMP	4 W	
WWT-D-PMPG-4WK-01	DIES-PUMP-GEAR FUEL BOOSTER PUMP-MONTHLY PM	P	S179447PMPFT02	DIESEL FUEL SUPPLY TRANSFER PUMP 2	WWTPMP	4 W	
WWT-D-PMPG-4WK-01	DIES-PUMP-GEAR FUEL BOOSTER PUMP-MONTHLY PM	P	S179447PMPFT03	DIESEL FUEL SUPPLY TRANSFER PUMP 3	WWTPMP	4 W	
WWT-D-PMPG-4WK-01	DIES-PUMP-GEAR FUEL BOOSTER PUMP-MONTHLY PM	P	S179447PMPFT04	DIESEL FUEL SUPPLY TRANSFER PUMP 4	WWTPMP	4 W	
WWT-M-PMP-52WK-01	ANNUAL PUMP OIL CHANGE PM	P	S000181PMP1	VACUUM PUMP 1	WWTPMP	52 W	

WWT-M-PMP-52WK-01	ANNUAL PUMP OIL CHANGE PM	P	S000181PMP2	VACUUM PUMP 2	WWTPMP	52	W
WWT-M-PMPC-52WK-02	ANNUAL CENTRIFUGAL PUMP PM	P	C071506PMPE	TRANSFER PUMP EAST	WWTPMP	52	W
WWT-M-PMPC-52WK-02	ANNUAL CENTRIFUGAL PUMP PM	P	C071506PMPW	TRANSFER PUMP WEST	WWTPMP	52	W
WWT-M-PMPC-52WK-02	ANNUAL CENTRIFUGAL PUMP PM	P	C075045PMPS1	EFFLUENT SAMPLE PUMP 1	WWTPMP	52	W
WWT-M-PMPC-52WK-02	ANNUAL CENTRIFUGAL PUMP PM	P	C075045PMPS2	EFFLUENT SAMPLE PUMP 2	WWTPMP	52	W
WWT-M-PMPC-52WK-02	ANNUAL CENTRIFUGAL PUMP PM	P	C160106PMPN	GRIT CHAMBER DEWATERING PUMP NORTH	WWTPMP	52	W
WWT-M-PMPC-52WK-02	ANNUAL CENTRIFUGAL PUMP PM	P	C160106PMPS	GRIT CHAMBER DEWATERING PUMP SOUTH	WWTPMP	52	W
WWT-M-PMPC-52WK-02	ANNUAL CENTRIFUGAL PUMP PM	P	C160107PMPS1	SEPTAGE PUMP 1	WWTPMP	52	W
WWT-M-PMPC-52WK-02	ANNUAL CENTRIFUGAL PUMP PM	P	C160107PMPS2	SEPTAGE PUMP 2	WWTPMP	52	W
WWT-M-PMPC-52WK-02	ANNUAL CENTRIFUGAL PUMP PM	P	C162945PMPS1	SAMPLE PUMP 1	WWTPMP	52	W
WWT-M-PMPC-52WK-02	ANNUAL CENTRIFUGAL PUMP PM	P	C162945PMPS2	SAMPLE PUMP 2	WWTPMP	52	W
WWT-M-PMPC-52WK-02	ANNUAL CENTRIFUGAL PUMP PM	P	C167526PMR1	RECIRCULATION PUMP 1	WWTPMP	52	W
WWT-M-PMPC-52WK-02	ANNUAL CENTRIFUGAL PUMP PM	P	C167526PMR2	RECIRCULATION PUMP 2	WWTPMP	52	W
WWT-M-PMPC-52WK-02	ANNUAL CENTRIFUGAL PUMP PM	P	C167530PMPT1	TRANSFER PUMP 1	WWTPMP	52	W
WWT-M-PMPC-52WK-02	ANNUAL CENTRIFUGAL PUMP PM	P	C167530PMPT2	TRANSFER PUMP 2	WWTPMP	52	W
WWT-M-PMPC-52WK-02	ANNUAL CENTRIFUGAL PUMP PM	P	C167530PMPT4	TRANSFER PUMP 4	WWTPMP	52	W
WWT-M-PMPC-52WK-02	ANNUAL CENTRIFUGAL PUMP PM	P	C168026PMP1	RECIRCULATION PUMP 1	WWTPMP	52	W
WWT-M-PMPC-52WK-02	ANNUAL CENTRIFUGAL PUMP PM	P	C168026PMP2	RECIRCULATION PUMP 2	WWTPMP	52	W
WWT-M-PMPC-52WK-02	ANNUAL CENTRIFUGAL PUMP PM	P	C265042PMP1	GAS SCRUBBER EFF WATER SUPPLY PUMP 1	WWTPMP	52	W
WWT-M-PMPC-52WK-02	ANNUAL CENTRIFUGAL PUMP PM	P	C265042PMP2	GAS SCRUBBER EFF WATER SUPPLY PUMP 2	WWTPMP	52	W
WWT-M-PMPC-52WK-02	ANNUAL CENTRIFUGAL PUMP PM	P	C267526PMP1	RECIRCULATION PUMP 1	WWTPMP	52	W
WWT-M-PMPC-52WK-02	ANNUAL CENTRIFUGAL PUMP PM	P	C267526PMP2	RECIRCULATION PUMP 2	WWTPMP	52	W
WWT-M-PMPC-52WK-02	ANNUAL CENTRIFUGAL PUMP PM	P	C268026PMP1	RECIRCULATION PUMP 1	WWTPMP	52	W
WWT-M-PMPC-52WK-02	ANNUAL CENTRIFUGAL PUMP PM	P	C268026PMP2	RECIRCULATION PUMP 2	WWTPMP	52	W
WWT-M-PMPC-52WK-02	ANNUAL CENTRIFUGAL PUMP PM	P	C268026PMP3	RECIRCULATION PUMP 3	WWTPMP	52	W
WWT-M-PMPC-52WK-02	ANNUAL CENTRIFUGAL PUMP PM	P	C268030PMP1	TRANSFER PUMP 1	WWTPMP	52	W
WWT-M-PMPC-52WK-02	ANNUAL CENTRIFUGAL PUMP PM	P	C268030PMP2	TRANSFER PUMP 2	WWTPMP	52	W
WWT-M-PMPC-52WK-02	ANNUAL CENTRIFUGAL PUMP PM	P	C268526PMP1	RECIRCULATION PUMP 1	WWTPMP	52	W

WWT-M-PMPC-52WK-02	ANNUAL CENTRIFUGAL PUMP PM	P	C268526PMP2	RECIRCULATION PUMP 2	WWTPMP	52	W
WWT-M-PMPC-52WK-02	ANNUAL CENTRIFUGAL PUMP PM	P	C268530PMP1	TRANSFER PUMP 1	WWTPMP	52	W
WWT-M-PMPC-52WK-02	ANNUAL CENTRIFUGAL PUMP PM	P	C268530PMP2	TRANSFER PUMP 2	WWTPMP	52	W
WWT-M-PMPC-52WK-02	ANNUAL CENTRIFUGAL PUMP PM	P	C268530PMP3	TRANSFER PUMP 3	WWTPMP	52	W
WWT-M-PMPC-52WK-02	ANNUAL CENTRIFUGAL PUMP PM	P	C268530PMP4	TRANSFER PUMP 4	WWTPMP	52	W
WWT-M-PMPC-52WK-02	ANNUAL CENTRIFUGAL PUMP PM	P	C269026PMP1	RECIRCULATION PUMP 1	WWTPMP	52	W
WWT-M-PMPC-52WK-02	ANNUAL CENTRIFUGAL PUMP PM	P	C269026PMP2	RECIRCULATION PUMP 2	WWTPMP	52	W
WWT-M-PMPC-52WK-02	ANNUAL CENTRIFUGAL PUMP PM	P	C269030PMP1	TRANSFER PUMP 1	WWTPMP	52	W
WWT-M-PMPC-52WK-02	ANNUAL CENTRIFUGAL PUMP PM	P	C269030PMP2	TRANSFER PUMP 2	WWTPMP	52	W
WWT-M-PMPC-52WK-02	ANNUAL CENTRIFUGAL PUMP PM	P	C269030PMP3	TRANSFER PUMP 3	WWTPMP	52	W
WWT-M-PMPC-52WK-02	ANNUAL CENTRIFUGAL PUMP PM	P	C269030PMP4	TRANSFER PUMP 4	WWTPMP	52	W
WWT-M-PMPC-52WK-02	ANNUAL CENTRIFUGAL PUMP PM	P	N075045PMPSP1	CHLORINE ANALYZER WATER SUPPLY PUMP 1	WWTPMP	52	W
WWT-M-PMPC-52WK-02	ANNUAL CENTRIFUGAL PUMP PM	P	N075045PMPSP2	CHLORINE ANALYZER WATER SUPPLY PUMP 2	WWTPMP	52	W
WWT-M-PMPC-52WK-02	ANNUAL CENTRIFUGAL PUMP PM	P	N263008PMP4	CHEMICAL RECIRCULATION PUMP 4	WWTPMP	52	W
WWT-M-PMPC-52WK-02	ANNUAL CENTRIFUGAL PUMP PM	P	N263008PMP5	CHEMICAL RECIRCULATION PUMP 5	WWTPMP	52	W
WWT-M-PMPC-52WK-02	ANNUAL CENTRIFUGAL PUMP PM	P	N263008PMPCRP1	CHEMICAL RECIRCULATION PUMP 1	WWTPMP	52	W
WWT-M-PMPC-52WK-02	ANNUAL CENTRIFUGAL PUMP PM	P	N263008PMPCRP2	CHEMICAL RECIRCULATION PUMP 2	WWTPMP	52	W
WWT-M-PMPC-52WK-02	ANNUAL CENTRIFUGAL PUMP PM	P	N263016PMP1	PRIMARY SLUDGE PUMP 1	WWTPMP	52	W
WWT-M-PMPC-52WK-02	ANNUAL CENTRIFUGAL PUMP PM	P	N263016PMP2	PRIMARY SLUDGE PUMP 2	WWTPMP	52	W
WWT-M-PMPC-52WK-02	ANNUAL CENTRIFUGAL PUMP PM	P	N263016PMP3	PRIMARY SLUDGE PUMP 3	WWTPMP	52	W
WWT-M-PMPC-52WK-02	ANNUAL CENTRIFUGAL PUMP PM	P	N263016PMP4	PRIMARY SLUDGE PUMP 4	WWTPMP	52	W
WWT-M-PMPC-52WK-02	ANNUAL CENTRIFUGAL PUMP PM	P	N265108PMP10	CHEMICAL RECIRCULATION PUMP 10	WWTPMP	52	W
WWT-M-PMPC-52WK-02	ANNUAL CENTRIFUGAL PUMP PM	P	N265108PMP11	CHEMICAL RECIRCULATION PUMP 11	WWTPMP	52	W
WWT-M-PMPC-52WK-02	ANNUAL CENTRIFUGAL PUMP PM	P	N265108PMP12	CHEMICAL RECIRCULATION PUMP 12	WWTPMP	52	W
WWT-M-PMPC-52WK-02	ANNUAL CENTRIFUGAL PUMP PM	P	N265108PMP7	CHEMICAL RECIRCULATION PUMP 7	WWTPMP	52	W
WWT-M-PMPC-52WK-02	ANNUAL CENTRIFUGAL PUMP PM	P	N265108PMP8	CHEMICAL RECIRCULATION PUMP 8	WWTPMP	52	W
WWT-M-PMPC-52WK-02	ANNUAL CENTRIFUGAL PUMP PM	P	N265108PMP9	CHEMICAL RECIRCULATION PUMP 9	WWTPMP	52	W
WWT-M-PMPC-52WK-02	ANNUAL CENTRIFUGAL PUMP PM	P	S066005PMP1	SUMP PUMP 1	WWTPMP	52	W

WWT-M-PMPC-52WK-02	ANNUAL CENTRIFUGAL PUMP PM	P	S067505PMP1	SUMP PUMP 1	WWTPMP	52	W
WWT-M-PMPC-52WK-02	ANNUAL CENTRIFUGAL PUMP PM	P	S067505PMP2	SUMP PUMP 2	WWTPMP	52	W
WWT-M-PMPC-52WK-02	ANNUAL CENTRIFUGAL PUMP PM	P	S067526PMP1	RECIRCULATION PUMP 1	WWTPMP	52	W
WWT-M-PMPC-52WK-02	ANNUAL CENTRIFUGAL PUMP PM	P	S067526PMP2	RECIRCULATION PUMP 2	WWTPMP	52	W
WWT-M-PMPC-52WK-02	ANNUAL CENTRIFUGAL PUMP PM	P	S068005PMP1	DIG CLST CTRL BLDG 2 SUMP PUMP1	WWTPMP	52	W
WWT-M-PMPC-52WK-02	ANNUAL CENTRIFUGAL PUMP PM	P	S068005PMP2	DIG CLST CTRL BLDG 2 SUMP PUMP 2	WWTPMP	52	W
WWT-M-PMPC-52WK-02	ANNUAL CENTRIFUGAL PUMP PM	P	S068026PMP1	RECIRCULATION PUMP 1	WWTPMP	52	W
WWT-M-PMPC-52WK-02	ANNUAL CENTRIFUGAL PUMP PM	P	S068026PMP2	RECIRCULATION PUMP 2	WWTPMP	52	W
WWT-M-PMPC-52WK-02	ANNUAL CENTRIFUGAL PUMP PM	P	S068505PMP2	SUMP PUMP 2	WWTPMP	52	W
WWT-M-PMPC-52WK-02	ANNUAL CENTRIFUGAL PUMP PM	P	S162945PMPSP1	SAMPLE PUMP 1	WWTPMP	52	W
WWT-M-PMPC-52WK-02	ANNUAL CENTRIFUGAL PUMP PM	P	S162945PMPSP2	SAMPLE PUMP 2	WWTPMP	52	W
WWT-M-PMPC-52WK-02	ANNUAL CENTRIFUGAL PUMP PM	P	S262945PMPSP1	UNOX SAMPLE PUMP 1	WWTPMP	52	W
WWT-M-PMPC-52WK-02	ANNUAL CENTRIFUGAL PUMP PM	P	S262945PMPSP2	UNOX SAMPLE PUMP 2	WWTPMP	52	W
WWT-M-PMPD-26WK-01	SEMIANNUAL DIAPHRAGM PUMP CHECK PM	P	C079073PMPWFS	WATER/FUEL SEPARATOR SUMP PUMP	WWTPMP	26	W
WWT-M-PMPD-26WK-01	SEMIANNUAL DIAPHRAGM PUMP CHECK PM	P	N079073PMPCASP	FUEL STORAGE TANK AREA CONTAINMENT SUMP PUMP	WWTPMP	26	W
WWT-M-VIB-52WK-01	ANNUAL / SEMI-ANNUAL PREDICTIVE VIBRATION ANALYSIS	P	C075042PMP1	EFFLUENT BLDG PUMP 1	WWTPMP	52	W
WWT-M-VIB-52WK-01	ANNUAL / SEMI-ANNUAL PREDICTIVE VIBRATION ANALYSIS	P	C075042PMP2	EFFLUENT BLDG PUMP 2	WWTPMP	52	W
WWT-M-VIB-52WK-01	ANNUAL / SEMI-ANNUAL PREDICTIVE VIBRATION ANALYSIS	P	C075042PMP3	EFFLUENT BLDG PUMP 3	WWTPMP	52	W
WWT-M-VIB-52WK-01	ANNUAL / SEMI-ANNUAL PREDICTIVE VIBRATION ANALYSIS	P	C075042PMP4	EFFLUENT BLDG PUMP 4	WWTPMP	52	W
WWT-M-VIB-52WK-01	ANNUAL / SEMI-ANNUAL PREDICTIVE VIBRATION ANALYSIS	P	C075042PMP5	EFFLUENT BLDG PUMP 5	WWTPMP	52	W
WWT-M-VIB-52WK-01	ANNUAL / SEMI-ANNUAL PREDICTIVE VIBRATION ANALYSIS	P	C075042PMP6	EFFLUENT BLDG PUMP 6	WWTPMP	52	W
WWT-M-VIB-52WK-01	ANNUAL / SEMI-ANNUAL PREDICTIVE VIBRATION ANALYSIS	P	C075042PMP7	EFFLUENT BLDG PUMP 7	WWTPMP	52	W
WWT-M-VIB-52WK-01	ANNUAL / SEMI-ANNUAL PREDICTIVE VIBRATION ANALYSIS	P	C075042PMP8	EFFLUENT BLDG PUMP 8	WWTPMP	52	W
WWT-M-VIB-52WK-01	ANNUAL / SEMI-ANNUAL PREDICTIVE VIBRATION ANALYSIS	P	CP00162PMP1	4TH ST PUMP STA MAIN PUMP 1	WWTPMP	6	M
WWT-M-VIB-52WK-01	ANNUAL / SEMI-ANNUAL PREDICTIVE VIBRATION ANALYSIS	P	CP00162PMP2	4TH ST PUMP STA MAIN PUMP 2	WWTPMP	6	M
WWT-M-VIB-52WK-01	ANNUAL / SEMI-ANNUAL PREDICTIVE VIBRATION ANALYSIS	P	CP00162PMP3	4TH ST PUMP STA MAIN PUMP 3	WWTPMP	6	M
WWT-M-VIB-52WK-01	ANNUAL / SEMI-ANNUAL PREDICTIVE VIBRATION ANALYSIS	P	CP00162PMP4	4TH ST PUMP STA MAIN PUMP 4	WWTPMP	6	M
WWT-M-VIB-52WK-01	ANNUAL / SEMI-ANNUAL PREDICTIVE VIBRATION ANALYSIS	P	CP00162PMP5	4TH ST PUMP STA MAIN PUMP 5	WWTPMP	6	M



WWT-M-VIB-52WK-01	ANNUAL / SEMI-ANNUAL PREDICTIVE VIBRATION ANALYSIS	P	CP00162PMP6	4TH ST PUMP STA MAIN PUMP 6	WWTPMP	6	M
WWT-M-VIB-52WK-01	ANNUAL / SEMI-ANNUAL PREDICTIVE VIBRATION ANALYSIS	P	CP00162PMP7	4TH ST PUMP STA MAIN PUMP 7	WWTPMP	6	M
WWT-M-VIB-52WK-01	ANNUAL / SEMI-ANNUAL PREDICTIVE VIBRATION ANALYSIS	P	CP00162PMP8	4TH ST PUMP STA MAIN PUMP 8	WWTPMP	6	M
WWT-M-VIB-52WK-01	ANNUAL / SEMI-ANNUAL PREDICTIVE VIBRATION ANALYSIS	P	CP00262PMP1	9TH ST PUMP STA MAIN PUMP 1	WWTPMP	6	M
WWT-M-VIB-52WK-01	ANNUAL / SEMI-ANNUAL PREDICTIVE VIBRATION ANALYSIS	P	CP00262PMP2	9TH ST PUMP STA MAIN PUMP 2	WWTPMP	6	M
WWT-M-VIB-52WK-01	ANNUAL / SEMI-ANNUAL PREDICTIVE VIBRATION ANALYSIS	P	CP00262PMP3	9TH ST PUMP STA MAIN PUMP 3	WWTPMP	6	M
WWT-M-VIB-52WK-01	ANNUAL / SEMI-ANNUAL PREDICTIVE VIBRATION ANALYSIS	P	CP00262PMP4	9TH ST PUMP STA MAIN PUMP 4	WWTPMP	6	M
WWT-M-VIB-52WK-01	ANNUAL / SEMI-ANNUAL PREDICTIVE VIBRATION ANALYSIS	P	CP00262PMP5	9TH ST PUMP STA MAIN PUMP 5	WWTPMP	6	M
WWT-M-VIB-52WK-01	ANNUAL / SEMI-ANNUAL PREDICTIVE VIBRATION ANALYSIS	P	N075042PMP1	EFFLUENT PUMP 1	WWTPMP	6	M
WWT-M-VIB-52WK-01	ANNUAL / SEMI-ANNUAL PREDICTIVE VIBRATION ANALYSIS	P	N075042PMP2	EFFLUENT PUMP 2	WWTPMP	6	M
WWT-M-VIB-52WK-01	ANNUAL / SEMI-ANNUAL PREDICTIVE VIBRATION ANALYSIS	P	N075042PMP3	EFFLUENT PUMP 3	WWTPMP	6	M
WWT-M-VIB-52WK-01	ANNUAL / SEMI-ANNUAL PREDICTIVE VIBRATION ANALYSIS	P	N075042PMP4	EFFLUENT PUMP 4	WWTPMP	6	M
WWT-M-VIB-52WK-01	ANNUAL / SEMI-ANNUAL PREDICTIVE VIBRATION ANALYSIS	P	N075042PMP5	EFFLUENT PUMP 5	WWTPMP	6	M
WWT-M-VIB-52WK-01	ANNUAL / SEMI-ANNUAL PREDICTIVE VIBRATION ANALYSIS	P	N075042PMP6	EFFLUENT PUMP 6	WWTPMP	6	M
WWT-M-VIB-52WK-01	ANNUAL / SEMI-ANNUAL PREDICTIVE VIBRATION ANALYSIS	P	N075042PMP7	EFFLUENT PUMP 7	WWTPMP	6	M
WWT-M-VIB-52WK-01	ANNUAL / SEMI-ANNUAL PREDICTIVE VIBRATION ANALYSIS	P	N075042PMP8	EFFLUENT PUMP 8	WWTPMP	6	M
WWT-M-VIB-52WK-01	ANNUAL / SEMI-ANNUAL PREDICTIVE VIBRATION ANALYSIS	P	N080042PMP1	INJECTION PUMP 1	WWTPMP	6	M
WWT-M-VIB-52WK-01	ANNUAL / SEMI-ANNUAL PREDICTIVE VIBRATION ANALYSIS	P	N080042PMP2	INJECTION PUMP 2	WWTPMP	6	M
WWT-M-VIB-52WK-01	ANNUAL / SEMI-ANNUAL PREDICTIVE VIBRATION ANALYSIS	P	N080042PMP3	INJECTION PUMP 3	WWTPMP	6	M
WWT-M-VIB-52WK-01	ANNUAL / SEMI-ANNUAL PREDICTIVE VIBRATION ANALYSIS	P	N080042PMP4	INJECTION PUMP 4	WWTPMP	6	M
WWT-M-VIB-52WK-01	ANNUAL / SEMI-ANNUAL PREDICTIVE VIBRATION ANALYSIS	P	S075042PMP1	EFFLUENT PUMP 1	WWTPMP	6	M
WWT-M-VIB-52WK-01	ANNUAL / SEMI-ANNUAL PREDICTIVE VIBRATION ANALYSIS	P	S075042PMP10	EFFLUENT PUMP 10	WWTPMP	6	M
WWT-M-VIB-52WK-01	ANNUAL / SEMI-ANNUAL PREDICTIVE VIBRATION ANALYSIS	P	S075042PMP11	EFFLUENT PUMP 11	WWTPMP	6	M
WWT-M-VIB-52WK-01	ANNUAL / SEMI-ANNUAL PREDICTIVE VIBRATION ANALYSIS	P	S075042PMP12	EFFLUENT PUMP 12	WWTPMP	6	M
WWT-M-VIB-52WK-01	ANNUAL / SEMI-ANNUAL PREDICTIVE VIBRATION ANALYSIS	P	S075042PMP2	EFFLUENT PUMP 2	WWTPMP	6	M
WWT-M-VIB-52WK-01	ANNUAL / SEMI-ANNUAL PREDICTIVE VIBRATION ANALYSIS	P	S075042PMP3	EFFLUENT PUMP 3	WWTPMP	6	M
WWT-M-VIB-52WK-01	ANNUAL / SEMI-ANNUAL PREDICTIVE VIBRATION ANALYSIS	P	S075042PMP4	EFFLUENT PUMP 4	WWTPMP	6	M
WWT-M-VIB-52WK-01	ANNUAL / SEMI-ANNUAL PREDICTIVE VIBRATION ANALYSIS	P	S075042PMP5	EFFLUENT PUMP 5	WWTPMP	6	M

WWT-M-VIB-52WK-01	ANNUAL / SEMI-ANNUAL PREDICTIVE VIBRATION ANALYSIS	P	S075042PMP6	EFFLUENT PUMP 6	WWTPMP	6 M
WWT-M-VIB-52WK-01	ANNUAL / SEMI-ANNUAL PREDICTIVE VIBRATION ANALYSIS	P	S075042PMP7	EFFLUENT PUMP 7	WWTPMP	6 M
WWT-M-VIB-52WK-01	ANNUAL / SEMI-ANNUAL PREDICTIVE VIBRATION ANALYSIS	P	S075042PMP8	EFFLUENT PUMP 8	WWTPMP	6 M
WWT-M-VIB-52WK-01	ANNUAL / SEMI-ANNUAL PREDICTIVE VIBRATION ANALYSIS	P	S075042PMP9	EFFLUENT PUMP 9	WWTPMP	6 M
WWT-M-VIB-52WK-01	ANNUAL / SEMI-ANNUAL PREDICTIVE VIBRATION ANALYSIS	P	S075242PMP13	EFFLUENT PUMP 13	WWTPMP	6 M
WWT-M-VIB-52WK-01	ANNUAL / SEMI-ANNUAL PREDICTIVE VIBRATION ANALYSIS	P	S075242PMP14	EFFLUENT PUMP 14	WWTPMP	6 M
WWT-M-VIB-52WK-01	ANNUAL / SEMI-ANNUAL PREDICTIVE VIBRATION ANALYSIS	P	S075242PMP15	EFFLUENT PUMP 15	WWTPMP	6 M
WWT-M-VIB-52WK-01	ANNUAL / SEMI-ANNUAL PREDICTIVE VIBRATION ANALYSIS	P	S075242PMP16	EFFLUENT PUMP 16	WWTPMP	6 M
WWT-M-VIB-52WK-01	ANNUAL / SEMI-ANNUAL PREDICTIVE VIBRATION ANALYSIS	P	S075242PMP17	EFFLUENT PUMP 17	WWTPMP	6 M
WWT-M-VIB-52WK-01	ANNUAL / SEMI-ANNUAL PREDICTIVE VIBRATION ANALYSIS	P	S075242PMP18	EFFLUENT PUMP 18	WWTPMP	6 M

## Mechanical PM Tasks and Frequency

PM	PM Description	Eq Type	Equipment	Equipment Description	Frequency	Period UOM
WWT-M-TRT-2WK-01	BIWEEKLY TURNTABLE INSPECTION PM	P	S064115TRT	SECONDARY CLARIFIER 1 COLLECTOR TURNTABLE	2	W
WWT-M-TRT-2WK-01	BIWEEKLY TURNTABLE INSPECTION PM	P	S064215TRT	SECONDARY CLARIFIER 2 COLLECTOR TURNTABLE	2	W
WWT-M-TRT-2WK-01	BIWEEKLY TURNTABLE INSPECTION PM	P	S064315TRT	SECONDARY CLARIFIER 3 COLLECTOR TURNTABLE	2	W
WWT-M-TRT-2WK-01	BIWEEKLY TURNTABLE INSPECTION PM	P	S064415TRT	SECONDARY CLARIFIER 4 COLLECTOR TURNTABLE	2	W
WWT-M-TRT-2WK-01	BIWEEKLY TURNTABLE INSPECTION PM	P	S064515TRT	SECONDARY CLARIFIER 5 COLLECTOR TURNTABLE	2	W
WWT-M-TRT-2WK-01	BIWEEKLY TURNTABLE INSPECTION PM	P	S064615TRT	SECONDARY CLARIFIER 6 COLLECTOR TURNTABLE	2	W
WWT-M-TRT-2WK-01	BIWEEKLY TURNTABLE INSPECTION PM	P	S064715TRT	SECONDARY CLARIFIER 7 TURNTABLE (MAIN GEAR)	2	W
WWT-M-TRT-2WK-01	BIWEEKLY TURNTABLE INSPECTION PM	P	S064815TRT	SECONDARY CLARIFIER 8 COLLECTOR ( MAIN GEAR)	2	W
WWT-M-TRT-2WK-01	BIWEEKLY TURNTABLE INSPECTION PM	P	S065415TRT9MG	SECONDARY CLARIFIER 9 TURNTABLE MAIN GEAR	2	W
WWT-M-TRT-2WK-01	BIWEEKLY TURNTABLE INSPECTION PM	P	S065515TRT10MG	TURNTABLE MAIN GEAR	2	W
WWT-M-FTW-4WK-01	MONTHLY WATER FILTER PM	P	N000182FLT	AQUA PURE WATER FILTER	4	W
WWT-M-FTW-4WK-01	MONTHLY WATER FILTER PM	P	N000582FLT1	AQUA PURE WATER FILTER	4	W
WWT-M-FTW-4WK-01	MONTHLY WATER FILTER PM	P	N000582FLT2	AQUA PURE WATER FILTER	4	W
WWT-M-FTW-4WK-01	MONTHLY WATER FILTER PM	P	N080009FLTR1	HYDROPNEUMATIC SYSTEM 1 PUMP RETURN FILTER	4	W
WWT-M-FTW-4WK-01	MONTHLY WATER FILTER PM	P	N080009FLTR2	HYDROPNEUMATIC SYSTEM 2 PUMP RETURN FILTER	4	W
WWT-M-FTW-4WK-01	MONTHLY WATER FILTER PM	P	N080009FLTS1	HYDROPNEUMATIC SYSTEM 1 PUMP SUCTION FILTER	4	W
WWT-M-FTW-4WK-01	MONTHLY WATER FILTER PM	P	N080009FLTS2	HYDROPNEUMATIC SYSTEM 2 PUMP SUCTION FILTER	4	W
WWT-M-GRBA-4WK-01	MONTHLY ANGLE DRIVE GEARBOX PM	P	S0616XNGBCT1	COOLING TOWER 1 FAN GEARBOX	4	W
WWT-M-GRBA-4WK-01	MONTHLY ANGLE DRIVE GEARBOX PM	P	S0616XNGBCT2	COOLING TOWER 2 FAN GEARBOX	4	W
WWT-M-GRBA-4WK-01	MONTHLY ANGLE DRIVE GEARBOX PM	P	S0617XNGBCT3	COOLING TOWER 3 FAN GEARBOX	4	W
WWT-M-GRBA-4WK-01	MONTHLY ANGLE DRIVE GEARBOX PM	P	S0617XNGBCT4	COOLING TOWER 4 FAN GEARBOX	4	W

WWT-M-GRBR-26WK-02	SEMIANNUAL REDUCTION GEARBOX SHEAR PIN INSPECTION PM	P	S060103GRBFD1	BARSCREEN 1 FINAL DRIVE	4	W
WWT-M-GRBR-26WK-02	SEMIANNUAL REDUCTION GEARBOX SHEAR PIN INSPECTION PM	P	S060103GRBFD2	BARSCREEN 2 FINAL DRIVE	4	W
WWT-M-GRBR-26WK-02	SEMIANNUAL REDUCTION GEARBOX SHEAR PIN INSPECTION PM	P	S060103GRBFD3	BARSCREEN 3 FINAL DRIVE	4	W
WWT-M-GRBR-26WK-02	SEMIANNUAL REDUCTION GEARBOX SHEAR PIN INSPECTION PM	P	S060103GRBFD4	BARSCREEN 4 FINAL DRIVE	4	W
WWT-M-GRBR-26WK-02	SEMIANNUAL REDUCTION GEARBOX SHEAR PIN INSPECTION PM	P	S060104GRBGCE	GRIT COLLECTOR EAST GEARBOX	4	W
WWT-M-GRBR-26WK-02	SEMIANNUAL REDUCTION GEARBOX SHEAR PIN INSPECTION PM	P	S060104GRBGCW	GRIT COLLECTOR WEST GEARBOX	4	W
WWT-M-GRBR-26WK-02	SEMIANNUAL REDUCTION GEARBOX SHEAR PIN INSPECTION PM	P	S060203GRB1	BARSCREEN 1 FINAL DRIVE	4	W
WWT-M-GRBR-26WK-02	SEMIANNUAL REDUCTION GEARBOX SHEAR PIN INSPECTION PM	P	S060203GRB2	BARSCREEN 2 FINAL DRIVE	4	W
WWT-M-GRBR-26WK-02	SEMIANNUAL REDUCTION GEARBOX SHEAR PIN INSPECTION PM	P	S060203GRB3	BARSCREEN 3 FINAL DRIVE	4	W
WWT-M-GRBR-26WK-02	SEMIANNUAL REDUCTION GEARBOX SHEAR PIN INSPECTION PM	P	S060203GRB4	BARSCREEN 4 FINAL DRIVE	4	W
WWT-M-GRBR-26WK-02	SEMIANNUAL REDUCTION GEARBOX SHEAR PIN INSPECTION PM	P	S060204GRB1E	GRIT COLLECTOR 1 EAST GEARBOX	4	W
WWT-M-GRBR-26WK-02	SEMIANNUAL REDUCTION GEARBOX SHEAR PIN INSPECTION PM	P	S060204GRB2W	GRIT COLLECTOR 2 WEST GEARBOX	4	W
WWT-M-GRBR-4WK-01	MONTHLY GEARBOX INSPECTION PM	P	S060202GRBE	GRIT CHAMBER EAST INFLUENT VALVE GEARBOX	4	W
WWT-M-GRBR-4WK-01	MONTHLY GEARBOX INSPECTION PM	P	S060202GRBW	GRIT CHAMBER WEST INFLUENT VALVE GEARBOX	4	W
WWT-M-GRBR-4WK-01	MONTHLY GEARBOX INSPECTION PM	P	S060203GRB1	BARSCREEN 1 FINAL DRIVE	4	W

WWT-M-GRBR-4WK-01	MONTHLY GEARBOX INSPECTION PM	P	S060203GRB2	BARSCREEN 2 FINAL DRIVE	4	W
WWT-M-GRBR-4WK-01	MONTHLY GEARBOX INSPECTION PM	P	S060203GRB3	BARSCREEN 3 FINAL DRIVE	4	W
WWT-M-GRBR-4WK-01	MONTHLY GEARBOX INSPECTION PM	P	S060203GRB4	BARSCREEN 4 FINAL DRIVE	4	W
WWT-M-GRBR-4WK-01	MONTHLY GEARBOX INSPECTION PM	P	S060203GRBCB1	BARSCREEN CONVEYOR BELT 1 GEARBOX	4	W
WWT-M-GRBR-4WK-01	MONTHLY GEARBOX INSPECTION PM	P	S060203GRBCB2	BARSCREEN CONVEYOR BELT 2 GEARBOX	4	W
WWT-M-GRBR-4WK-01	MONTHLY GEARBOX INSPECTION PM	P	S060204GRB1E	GRIT COLLECTOR 1 EAST GEARBOX	4	W
WWT-M-GRBR-4WK-01	MONTHLY GEARBOX INSPECTION PM	P	S060204GRB2W	GRIT COLLECTOR 2 WEST GEARBOX	4	W
WWT-M-GRBR-4WK-01	MONTHLY GEARBOX INSPECTION PM	P	S060204GRBE	GRIT SCREW CONVEYOR EAST GEARBOX	4	W
WWT-M-GRBR-4WK-01	MONTHLY GEARBOX INSPECTION PM	P	S060204GRBW	GRIT SCREW CONVEYOR WEST GEARBOX	4	W
WWT-M-TRT-4WK-01	MONTHLY TURNTABLE PM	P	S064115TRT	SECONDARY CLARIFIER 1 COLLECTOR TURNTABLE	4	W
WWT-M-TRT-4WK-01	MONTHLY TURNTABLE PM	P	S064215TRT	SECONDARY CLARIFIER 2 COLLECTOR TURNTABLE	4	W
WWT-M-TRT-4WK-01	MONTHLY TURNTABLE PM	P	S064315TRT	SECONDARY CLARIFIER 3 COLLECTOR TURNTABLE	4	W
WWT-M-TRT-4WK-01	MONTHLY TURNTABLE PM	P	S064415TRT	SECONDARY CLARIFIER 4 COLLECTOR TURNTABLE	4	W
WWT-M-TRT-4WK-01	MONTHLY TURNTABLE PM	P	S064515TRT	SECONDARY CLARIFIER 5 COLLECTOR TURNTABLE	4	W
WWT-M-TRT-4WK-01	MONTHLY TURNTABLE PM	P	S064615TRT	SECONDARY CLARIFIER 6 COLLECTOR TURNTABLE	4	W
WWT-M-TRT-4WK-01	MONTHLY TURNTABLE PM	P	S064715TRT	SECONDARY CLARIFIER 7 TURNTABLE (MAIN GEAR)	4	W
WWT-M-TRT-4WK-01	MONTHLY TURNTABLE PM	P	S064815TRT	SECONDARY CLARIFIER 8 COLLECTOR ( MAIN GEAR)	4	W
WWT-M-TRT-4WK-01	MONTHLY TURNTABLE PM	P	S065415TRT9MG	SECONDARY CLARIFIER 9 TURNTABLE MAIN GEAR	4	W
WWT-M-TRT-4WK-01	MONTHLY TURNTABLE PM	P	S065515TRT10MG	TURNTABLE MAIN GEAR	4	W
WWT-M-TRT-4WK-01	MONTHLY TURNTABLE PM	P	S066122TRT	SLUDGE CONCENTRATION TANK 1 COLLECTOR TURNTABLE	4	W
WWT-M-TRT-4WK-01	MONTHLY TURNTABLE PM	P	S066222TRT	SLUDGE CONCENTRATION TANK 2 COLLECTOR TURNTABLE	4	W
WWT-M-TRT-4WK-01	MONTHLY TURNTABLE PM	P	S066322TRT	SLUDGE CONCENTRATION TANK 3 COLLECTOR TURNTABLE	4	W
WWT-M-TRT-4WK-01	MONTHLY TURNTABLE PM	P	S066422TRT	SLUDGE CONCENTRATION TANK 4 COLLECTOR TURNTABLE	4	W

WWT-M-CTR-4WK-01	MONTHLY (SIX WEEK) CENTRIFUGE PM	P	C071034CTR2	CENTRIFUGE 2 ROTATING ASSEMBLY	6	W
WWT-M-CTR-4WK-01	MONTHLY (SIX WEEK) CENTRIFUGE PM	P	C071034CTR4	CENTRIFUGE 4 ROTATING ASSEMBLY	6	W
WWT-M-CTR-4WK-01	MONTHLY (SIX WEEK) CENTRIFUGE PM	P	C071034CTR5	CENTRIFUGE 5 ROTATING ASSEMBLY	6	W
WWT-M-CTR-4WK-01	MONTHLY (SIX WEEK) CENTRIFUGE PM	P	C071034CTR6	CENTRIFUGE 6 ROTATING ASSEMBLY	6	W
WWT-M-CTR-4WK-01	MONTHLY (SIX WEEK) CENTRIFUGE PM	P	C071034CTR7	CENTRIFUGE 7 ROTATING ASSEMBLY	6	W
WWT-M-CTR-4WK-01	MONTHLY (SIX WEEK) CENTRIFUGE PM	P	C071034CTR8	CENTRIFUGE 8 ROTATING ASSEMBLY	6	W
WWT-M-CTR-4WK-01	MONTHLY (SIX WEEK) CENTRIFUGE PM	P	S071034CTR01	SLUDGE DEWATERING CENTRIFUGE 1	6	W
WWT-M-CTR-4WK-01	MONTHLY (SIX WEEK) CENTRIFUGE PM	P	S071034CTR02	SLUDGE DEWATERING CENTRIFUGE 2	6	W
WWT-M-CTR-4WK-01	MONTHLY (SIX WEEK) CENTRIFUGE PM	P	S071034CTR03	SLUDGE DEWATERING CENTRIFUGE 3	6	W
WWT-M-CTR-4WK-01	MONTHLY (SIX WEEK) CENTRIFUGE PM	P	S071034CTR04	SLUDGE DEWATERING CENTRIFUGE 4	6	W
WWT-M-VIB-52WK-01	ANNUAL / SEMI-ANNUAL PREDICTIVE VIBRATION ANALYSIS	P	CP00162GRB2	MAIN PUMP 2 ANGLE DRIVE	6	M
WWT-M-VIB-52WK-01	ANNUAL / SEMI-ANNUAL PREDICTIVE VIBRATION ANALYSIS	P	CP00162GRB3	MAIN PUMP 3 ANGLE DRIVE	6	M
WWT-M-VIB-52WK-01	ANNUAL / SEMI-ANNUAL PREDICTIVE VIBRATION ANALYSIS	P	CP00162GRB4	MAIN PUMP 4 ANGLE DRIVE	6	M
WWT-M-VIB-52WK-01	ANNUAL / SEMI-ANNUAL PREDICTIVE VIBRATION ANALYSIS	P	CP00162GRB6	MAIN PUMP 6 ANGLE DRIVE	6	M
WWT-M-VIB-52WK-01	ANNUAL / SEMI-ANNUAL PREDICTIVE VIBRATION ANALYSIS	P	CP00162GRB7	MAIN PUMP 7 ANGLE DRIVE	6	M
WWT-M-VIB-52WK-01	ANNUAL / SEMI-ANNUAL PREDICTIVE VIBRATION ANALYSIS	P	CP00162GRB8	MAIN PUMP 8 ANGLE DRIVE	6	M
WWT-M-VIB-52WK-01	ANNUAL / SEMI-ANNUAL PREDICTIVE VIBRATION ANALYSIS	P	CP00162PMP1	4TH ST PUMP STA MAIN PUMP 1	6	M
WWT-M-VIB-52WK-01	ANNUAL / SEMI-ANNUAL PREDICTIVE VIBRATION ANALYSIS	P	CP00162PMP2	4TH ST PUMP STA MAIN PUMP 2	6	M

WWT-M-VIB-52WK-01	ANNUAL / SEMI-ANNUAL PREDICTIVE VIBRATION ANALYSIS	P	CP00162PMP3	4TH ST PUMP STA MAIN PUMP 3	6	M
WWT-M-VIB-52WK-01	ANNUAL / SEMI-ANNUAL PREDICTIVE VIBRATION ANALYSIS	P	CP00162PMP4	4TH ST PUMP STA MAIN PUMP 4	6	M
WWT-M-VIB-52WK-01	ANNUAL / SEMI-ANNUAL PREDICTIVE VIBRATION ANALYSIS	P	CP00162PMP5	4TH ST PUMP STA MAIN PUMP 5	6	M
WWT-M-VIB-52WK-01	ANNUAL / SEMI-ANNUAL PREDICTIVE VIBRATION ANALYSIS	P	CP00162PMP6	4TH ST PUMP STA MAIN PUMP 6	6	M
WWT-M-VIB-52WK-01	ANNUAL / SEMI-ANNUAL PREDICTIVE VIBRATION ANALYSIS	P	CP00162PMP7	4TH ST PUMP STA MAIN PUMP 7	6	M
WWT-M-VIB-52WK-01	ANNUAL / SEMI-ANNUAL PREDICTIVE VIBRATION ANALYSIS	P	CP00162PMP8	4TH ST PUMP STA MAIN PUMP 8	6	M
WWT-M-VIB-52WK-01	ANNUAL / SEMI-ANNUAL PREDICTIVE VIBRATION ANALYSIS	P	CP00262PMP1	9TH ST PUMP STA MAIN PUMP 1	6	M
WWT-M-VIB-52WK-01	ANNUAL / SEMI-ANNUAL PREDICTIVE VIBRATION ANALYSIS	P	CP00262PMP2	9TH ST PUMP STA MAIN PUMP 2	6	M
WWT-M-VIB-52WK-01	ANNUAL / SEMI-ANNUAL PREDICTIVE VIBRATION ANALYSIS	P	CP00262PMP3	9TH ST PUMP STA MAIN PUMP 3	6	M
WWT-M-VIB-52WK-01	ANNUAL / SEMI-ANNUAL PREDICTIVE VIBRATION ANALYSIS	P	CP00262PMP4	9TH ST PUMP STA MAIN PUMP 4	6	M
WWT-M-VIB-52WK-01	ANNUAL / SEMI-ANNUAL PREDICTIVE VIBRATION ANALYSIS	P	CP00262PMP5	9TH ST PUMP STA MAIN PUMP 5	6	M
WWT-M-VIB-52WK-01	ANNUAL / SEMI-ANNUAL PREDICTIVE VIBRATION ANALYSIS	P	N075042PMP1	EFFLUENT PUMP 1	6	M
WWT-M-VIB-52WK-01	ANNUAL / SEMI-ANNUAL PREDICTIVE VIBRATION ANALYSIS	P	N075042PMP2	EFFLUENT PUMP 2	6	M
WWT-M-VIB-52WK-01	ANNUAL / SEMI-ANNUAL PREDICTIVE VIBRATION ANALYSIS	P	N075042PMP3	EFFLUENT PUMP 3	6	M

WWT-M-VIB-52WK-01	ANNUAL / SEMI-ANNUAL PREDICTIVE VIBRATION ANALYSIS	P	N075042PMP4	EFFLUENT PUMP 4	6 M
WWT-M-VIB-52WK-01	ANNUAL / SEMI-ANNUAL PREDICTIVE VIBRATION ANALYSIS	P	N075042PMP5	EFFLUENT PUMP 5	6 M
WWT-M-VIB-52WK-01	ANNUAL / SEMI-ANNUAL PREDICTIVE VIBRATION ANALYSIS	P	N075042PMP6	EFFLUENT PUMP 6	6 M
WWT-M-VIB-52WK-01	ANNUAL / SEMI-ANNUAL PREDICTIVE VIBRATION ANALYSIS	P	N075042PMP7	EFFLUENT PUMP 7	6 M
WWT-M-VIB-52WK-01	ANNUAL / SEMI-ANNUAL PREDICTIVE VIBRATION ANALYSIS	P	N075042PMP8	EFFLUENT PUMP 8	6 M
WWT-M-VIB-52WK-01	ANNUAL / SEMI-ANNUAL PREDICTIVE VIBRATION ANALYSIS	P	N080042PMP1	INJECTION PUMP 1	6 M
WWT-M-VIB-52WK-01	ANNUAL / SEMI-ANNUAL PREDICTIVE VIBRATION ANALYSIS	P	N080042PMP2	INJECTION PUMP 2	6 M
WWT-M-VIB-52WK-01	ANNUAL / SEMI-ANNUAL PREDICTIVE VIBRATION ANALYSIS	P	N080042PMP3	INJECTION PUMP 3	6 M
WWT-M-VIB-52WK-01	ANNUAL / SEMI-ANNUAL PREDICTIVE VIBRATION ANALYSIS	P	N080042PMP4	INJECTION PUMP 4	6 M
WWT-M-VIB-52WK-01	ANNUAL / SEMI-ANNUAL PREDICTIVE VIBRATION ANALYSIS	P	S075042PMP1	EFFLUENT PUMP 1	6 M
WWT-M-VIB-52WK-01	ANNUAL / SEMI-ANNUAL PREDICTIVE VIBRATION ANALYSIS	P	S075042PMP10	EFFLUENT PUMP 10	6 M
WWT-M-VIB-52WK-01	ANNUAL / SEMI-ANNUAL PREDICTIVE VIBRATION ANALYSIS	P	S075042PMP11	EFFLUENT PUMP 11	6 M
WWT-M-VIB-52WK-01	ANNUAL / SEMI-ANNUAL PREDICTIVE VIBRATION ANALYSIS	P	S075042PMP12	EFFLUENT PUMP 12	6 M
WWT-M-VIB-52WK-01	ANNUAL / SEMI-ANNUAL PREDICTIVE VIBRATION ANALYSIS	P	S075042PMP2	EFFLUENT PUMP 2	6 M



WWT-M-VIB-52WK-01	ANNUAL / SEMI-ANNUAL PREDICTIVE VIBRATION ANALYSIS	P	S075042PMP3	EFFLUENT PUMP 3	6 M
WWT-M-VIB-52WK-01	ANNUAL / SEMI-ANNUAL PREDICTIVE VIBRATION ANALYSIS	P	S075042PMP4	EFFLUENT PUMP 4	6 M
WWT-M-VIB-52WK-01	ANNUAL / SEMI-ANNUAL PREDICTIVE VIBRATION ANALYSIS	P	S075042PMP5	EFFLUENT PUMP 5	6 M
WWT-M-VIB-52WK-01	ANNUAL / SEMI-ANNUAL PREDICTIVE VIBRATION ANALYSIS	P	S075042PMP6	EFFLUENT PUMP 6	6 M
WWT-M-VIB-52WK-01	ANNUAL / SEMI-ANNUAL PREDICTIVE VIBRATION ANALYSIS	P	S075042PMP7	EFFLUENT PUMP 7	6 M
WWT-M-VIB-52WK-01	ANNUAL / SEMI-ANNUAL PREDICTIVE VIBRATION ANALYSIS	P	S075042PMP8	EFFLUENT PUMP 8	6 M
WWT-M-VIB-52WK-01	ANNUAL / SEMI-ANNUAL PREDICTIVE VIBRATION ANALYSIS	P	S075042PMP9	EFFLUENT PUMP 9	6 M
WWT-M-VIB-52WK-01	ANNUAL / SEMI-ANNUAL PREDICTIVE VIBRATION ANALYSIS	P	S075242PMP13	EFFLUENT PUMP 13	6 M
WWT-M-VIB-52WK-01	ANNUAL / SEMI-ANNUAL PREDICTIVE VIBRATION ANALYSIS	P	S075242PMP14	EFFLUENT PUMP 14	6 M
WWT-M-VIB-52WK-01	ANNUAL / SEMI-ANNUAL PREDICTIVE VIBRATION ANALYSIS	P	S075242PMP15	EFFLUENT PUMP 15	6 M
WWT-M-VIB-52WK-01	ANNUAL / SEMI-ANNUAL PREDICTIVE VIBRATION ANALYSIS	P	S075242PMP16	EFFLUENT PUMP 16	6 M
WWT-M-VIB-52WK-01	ANNUAL / SEMI-ANNUAL PREDICTIVE VIBRATION ANALYSIS	P	S075242PMP17	EFFLUENT PUMP 17	6 M
WWT-M-VIB-52WK-01	ANNUAL / SEMI-ANNUAL PREDICTIVE VIBRATION ANALYSIS	P	S075242PMP18	EFFLUENT PUMP 18	6 M
WWT-M-ELVB-12WK-01	QUARTERLY BUCKET ELEVATOR PM	P	C160104ELVN	GRIT COLLECTOR NORTH	12 W

WWT-M-ELVB-12WK-01	QUARTERLY BUCKET ELEVATOR PM	P	C160104ELVS	GRIT COLLECTOR SOUTH	12	W
WWT-M-ELVB-12WK-01	QUARTERLY BUCKET ELEVATOR PM	P	C260104ELVN	GRIT COLLECTOR NORTH	12	W
WWT-M-ELVB-12WK-01	QUARTERLY BUCKET ELEVATOR PM	P	C260104ELVS	GRIT COLLECTOR SOUTH	12	W
WWT-M-TNK-12WK-01	QUARTERLY HYDROPNEUMATIC TANK PM	P	CP00109TNK	HYDROPNEUMATIC TANK	12	W
WWT-M-VLV-12WK-01	QUARTERLY PLUG/BUTTERFLY ACTUATED VALVE LUBRICATION PM	P	C1616XFVLV111A	O2 PLT 1 A PASS AIR SWITCHING VALVE FV111A	12	W
WWT-M-VLV-12WK-01	QUARTERLY PLUG/BUTTERFLY ACTUATED VALVE LUBRICATION PM	P	C1616XFVLV112A	O2 PLT 1 B PASS AIR SWITCHING VALVE FV112A	12	W
WWT-M-VLV-12WK-01	QUARTERLY PLUG/BUTTERFLY ACTUATED VALVE LUBRICATION PM	P	C1616XFVLV113N	O2 PLT 1 A PASS NITROGEN SWITCHING VALVE FV113N	12	W
WWT-M-VLV-12WK-01	QUARTERLY PLUG/BUTTERFLY ACTUATED VALVE LUBRICATION PM	P	C1616XFVLV114N	O2 PLT 1 B PASS NITROGEN SWITCHING VALVE FV114N	12	W
WWT-M-VLV-12WK-01	QUARTERLY PLUG/BUTTERFLY ACTUATED VALVE LUBRICATION PM	P	C2616XFVLV111A	O2 PLT 2 A PASS AIR SWITCHING VALVE FV111A	12	W
WWT-M-VLV-12WK-01	QUARTERLY PLUG/BUTTERFLY ACTUATED VALVE LUBRICATION PM	P	C2616XFVLV112A	O2 PLT 2 B PASS AIR SWITCHING VALVE FV112A	12	W
WWT-M-VLV-12WK-01	QUARTERLY PLUG/BUTTERFLY ACTUATED VALVE LUBRICATION PM	P	C2616XFVLV113N	O2 PLT 2 A PASS NITROGEN SWITCHING VALVE FV113N	12	W
WWT-M-VLV-12WK-01	QUARTERLY PLUG/BUTTERFLY ACTUATED VALVE LUBRICATION PM	P	C2616XFVLV114N	O2 PLT 2 B PASS NITROGEN SWITCHING VALVE FV114N	12	W
WWT-M-VLV-12WK-01	QUARTERLY PLUG/BUTTERFLY ACTUATED VALVE LUBRICATION PM	P	C3617XFVLV111A	O2 PLT 3 A PASS AIR SWITCHING VALVE FV111A	12	W
WWT-M-VLV-12WK-01	QUARTERLY PLUG/BUTTERFLY ACTUATED VALVE LUBRICATION PM	P	C3617XFVLV112A	O2 PLT 3 B PASS AIR SWITCHING VALVE FV112A	12	W
WWT-M-VLV-12WK-01	QUARTERLY PLUG/BUTTERFLY ACTUATED VALVE LUBRICATION PM	P	C3617XFVLV113N	O2 PLT 3 A PASS NITROGEN SWITCHING VALVE FV113N	12	W
WWT-M-VLV-12WK-01	QUARTERLY PLUG/BUTTERFLY ACTUATED VALVE LUBRICATION PM	P	C3617XFVLV114N	O2 PLT 3 B PASS NITROGEN SWITCHING VALVE FV114N	12	W
WWT-M-VLV-12WK-01	QUARTERLY PLUG/BUTTERFLY ACTUATED VALVE LUBRICATION PM	P	S1616XFVLV111A	O2 PLT 1 A PASS AIR SWITCHING VALVE FV111A	12	W
WWT-M-VLV-12WK-01	QUARTERLY PLUG/BUTTERFLY ACTUATED VALVE LUBRICATION PM	P	S1616XFVLV112A	O2 PLT 1 B PASS AIR SWITCHING VALVE FV112A	12	W

WWT-M-VLV-12WK-01	QUARTERLY PLUG/BUTTERFLY ACTUATED VALVE LUBRICATION PM	P	S1616XFVLV113N	O2 PLT 1 A PASS NITROGEN SWITCHING VALVE FV113N	12	W
WWT-M-VLV-12WK-01	QUARTERLY PLUG/BUTTERFLY ACTUATED VALVE LUBRICATION PM	P	S1616XFVLV114N	O2 PLT 1 B PASS NITROGEN SWITCHING VALVE FV114N	12	W
WWT-M-VLV-12WK-01	QUARTERLY PLUG/BUTTERFLY ACTUATED VALVE LUBRICATION PM	P	S2616XFVLV111A	O2 PLT 2 A PASS AIR SWITCHING VALVE FV111A	12	W
WWT-M-VLV-12WK-01	QUARTERLY PLUG/BUTTERFLY ACTUATED VALVE LUBRICATION PM	P	S2616XFVLV112A	O2 PLT 2 B PASS AIR SWITCHING VALVE FV112A	12	W
WWT-M-VLV-12WK-01	QUARTERLY PLUG/BUTTERFLY ACTUATED VALVE LUBRICATION PM	P	S2616XFVLV113N	O2 PLT 2 A PASS NITROGEN SWITCHING VALVE FV113N	12	W
WWT-M-VLV-12WK-01	QUARTERLY PLUG/BUTTERFLY ACTUATED VALVE LUBRICATION PM	P	S2616XFVLV114N	O2 PLT 2 B PASS NITROGEN SWITCHING VALVE FV114N	12	W
WWT-M-VLV-12WK-01	QUARTERLY PLUG/BUTTERFLY ACTUATED VALVE LUBRICATION PM	P	S3617XFVLV111A	O2 PLT 3 A PASS AIR SWITCHING VALVE FV111A	12	W
WWT-M-VLV-12WK-01	QUARTERLY PLUG/BUTTERFLY ACTUATED VALVE LUBRICATION PM	P	S3617XFVLV112A	O2 PLT 3 B PASS AIR SWITCHING VALVE FV112A	12	W
WWT-M-VLV-12WK-01	QUARTERLY PLUG/BUTTERFLY ACTUATED VALVE LUBRICATION PM	P	S3617XFVLV113N	O2 PLT 3 A PASS NITROGEN SWITCHING VALVE FV113N	12	W
WWT-M-VLV-12WK-01	QUARTERLY PLUG/BUTTERFLY ACTUATED VALVE LUBRICATION PM	P	S3617XFVLV114N	O2 PLT 3 B PASS NITROGEN SWITCHING VALVE FV114N	12	W
WWT-M-CTR-26WK-01	SEMIANNUAL CENTRIFUGE OIL CHANGE PM	P	C071034CTR2	CENTRIFUGE 2 ROTATING ASSEMBLY	26	W
WWT-M-CTR-26WK-01	SEMIANNUAL CENTRIFUGE OIL CHANGE PM	P	C071034CTR4	CENTRIFUGE 4 ROTATING ASSEMBLY	26	W
WWT-M-CTR-26WK-01	SEMIANNUAL CENTRIFUGE OIL CHANGE PM	P	C071034CTR5	CENTRIFUGE 5 ROTATING ASSEMBLY	26	W
WWT-M-CTR-26WK-01	SEMIANNUAL CENTRIFUGE OIL CHANGE PM	P	C071034CTR6	CENTRIFUGE 6 ROTATING ASSEMBLY	26	W
WWT-M-CTR-26WK-01	SEMIANNUAL CENTRIFUGE OIL CHANGE PM	P	C071034CTR7	CENTRIFUGE 7 ROTATING ASSEMBLY	26	W
WWT-M-CTR-26WK-01	SEMIANNUAL CENTRIFUGE OIL CHANGE PM	P	C071034CTR8	CENTRIFUGE 8 ROTATING ASSEMBLY	26	W
WWT-M-CTR-26WK-01	SEMIANNUAL CENTRIFUGE OIL CHANGE PM	P	S071034CTR01	SLUDGE DEWATERING CENTRIFUGE 1	26	W
WWT-M-CTR-26WK-01	SEMIANNUAL CENTRIFUGE OIL CHANGE PM	P	S071034CTR02	SLUDGE DEWATERING CENTRIFUGE 2	26	W
WWT-M-CTR-26WK-01	SEMIANNUAL CENTRIFUGE OIL CHANGE PM	P	S071034CTR03	SLUDGE DEWATERING CENTRIFUGE 3	26	W
WWT-M-CTR-26WK-01	SEMIANNUAL CENTRIFUGE OIL CHANGE PM	P	S071034CTR04	SLUDGE DEWATERING CENTRIFUGE 4	26	W

WWT-M-GRBR-26WK-02	SEMIANNUAL REDUCTION GEARBOX SHEAR PIN INSPECTION PM	P	CP00103GRBSC1	GRIT SCREW CONVEYOR 1 GEAR BOX	26	W
WWT-M-GRBR-26WK-02	SEMIANNUAL REDUCTION GEARBOX SHEAR PIN INSPECTION PM	P	CP00103GRBSC2	GRIT SCREW CONVEYOR 2 GEAR BOX	26	W
WWT-M-GRBR-26WK-02	SEMIANNUAL REDUCTION GEARBOX SHEAR PIN INSPECTION PM	P	CP00103GRBSC3	GRIT SCREW CONVEYOR 3 GEAR BOX	26	W
WWT-M-GRBR-26WK-02	SEMIANNUAL REDUCTION GEARBOX SHEAR PIN INSPECTION PM	P	CP00203GRBSC	BARSCREEN EAST GEARBOX	26	W
WWT-M-GRBR-26WK-02	SEMIANNUAL REDUCTION GEARBOX SHEAR PIN INSPECTION PM	P	CP00203GRBW	BARSCREEN WEST GEARBOX	26	W
WWT-M-GRBR-26WK-03	ANNUAL & SEMIANNUAL REDUCTION GEARBOX OIL CHANGE PM	P	S028095GRBBWETM21	NORTH FILTERS BACKWASH WASTE EQUAL TANK 2 MIXER 1 GEARBOX (6903-N)	26	W
WWT-M-GRBR-26WK-03	ANNUAL & SEMIANNUAL REDUCTION GEARBOX OIL CHANGE PM	P	S028095GRBBWETM22	NORTH FILTER BACKWASH WASTE EQUAL TANK 2 MIXER 2 GEARBOX (6904-S)	26	W
WWT-M-GRBR-26WK-03	ANNUAL & SEMIANNUAL REDUCTION GEARBOX OIL CHANGE PM	P	S028242MXR01	SOUTH FLOCCULATION MIXER 01 GEARBOX (6701)	26	W
WWT-M-GRBR-26WK-03	ANNUAL & SEMIANNUAL REDUCTION GEARBOX OIL CHANGE PM	P	S028242MXR02	SOUTH FLOCCULATION MIXER 02 GEARBOX (6702)	26	W
WWT-M-GRBR-26WK-03	ANNUAL & SEMIANNUAL REDUCTION GEARBOX OIL CHANGE PM	P	S028242MXR03	SOUTH FLOCCULATION MIXER 03 GEARBOX (6703)	26	W
WWT-M-GRBR-26WK-03	ANNUAL & SEMIANNUAL REDUCTION GEARBOX OIL CHANGE PM	P	S028242MXR04	SOUTH FLOCCULATION MIXER 04 GEARBOX (6704)	26	W
WWT-M-GRBR-26WK-03	ANNUAL & SEMIANNUAL REDUCTION GEARBOX OIL CHANGE PM	P	S028242MXR05	SOUTH FLOCCULATION MIXER 05 GEARBOX (6705)	26	W
WWT-M-GRBR-26WK-03	ANNUAL & SEMIANNUAL REDUCTION GEARBOX OIL CHANGE PM	P	S028242MXR06	SOUTH FLOCCULATION MIXER 06 GEARBOX (6706)	26	W
WWT-M-GRBR-26WK-03	ANNUAL & SEMIANNUAL REDUCTION GEARBOX OIL CHANGE PM	P	S028242MXR07	SOUTH FLOCCULATION MIXER 07 GEARBOX (6707)	26	W

WWT-M-GRBR-26WK-03	ANNUAL & SEMIANNUAL REDUCTION GEARBOX OIL CHANGE PM	P	S028242MXR08	SOUTH FLOCCULATION MIXER 08 GEARBOX (6708)	26	W
WWT-M-GRBR-26WK-03	ANNUAL & SEMIANNUAL REDUCTION GEARBOX OIL CHANGE PM	P	S028242MXR09	SOUTH FLOCCULATION MIXER 09 GEARBOX (6709)	26	W
WWT-M-GRBR-26WK-03	ANNUAL & SEMIANNUAL REDUCTION GEARBOX OIL CHANGE PM	P	S028242MXR10	SOUTH FLOCCULATION MIXER 10 GEARBOX (6710)	26	W
WWT-M-GRBR-26WK-03	ANNUAL & SEMIANNUAL REDUCTION GEARBOX OIL CHANGE PM	P	S028242MXR11	SOUTH FLOCCULATION MIXER 11 GEARBOX (6711)	26	W
WWT-M-GRBR-26WK-03	ANNUAL & SEMIANNUAL REDUCTION GEARBOX OIL CHANGE PM	P	S028295GRBBWETM11	SOUTH FILTERS BACKWASH WASTE EQUAL TANK 1 MIXER 1 GEARBOX (6901-N)	26	W
WWT-M-GRBR-26WK-03	ANNUAL & SEMIANNUAL REDUCTION GEARBOX OIL CHANGE PM	P	S028295GRBBWETM12	SOUTH FILTERS BACKWASH WASTE EQUAL TANK 1 MIXER 2 GEARBOX (6905-S)	26	W
WWT-M-GRBR-26WK-03	ANNUAL & SEMIANNUAL REDUCTION GEARBOX OIL CHANGE PM	P	S028295GRBBWETM31	SOUTH FILTERS BACKWASH WASTE EQUAL TANK 3 MIXER 1 GEARBOX (N)	26	W
WWT-M-GRBR-26WK-03	ANNUAL & SEMIANNUAL REDUCTION GEARBOX OIL CHANGE PM	P	S028295GRBBWETM32	SOUTH FILTERS BACKWASH WASTE EQUAL TANK 3 MIXER 2 GEARBOX(6906-S)	26	W
WWT-M-GRBR-26WK-03	ANNUAL & SEMIANNUAL REDUCTION GEARBOX OIL CHANGE PM	P	S062614GRB651	OXYGENATION TRAIN 6 MIXER 51	26	W
WWT-M-GRBR-26WK-03	ANNUAL & SEMIANNUAL REDUCTION GEARBOX OIL CHANGE PM	P	S062614GRB652	OXYGENATION TRAIN 6 MIXER 52	26	W
WWT-M-GRBR-26WK-03	ANNUAL & SEMIANNUAL REDUCTION GEARBOX OIL CHANGE PM	P	S062714GRB711	OXYGENATION TRAIN 7 MIXER STAGE 1-#1	26	W
WWT-M-GRBR-26WK-03	ANNUAL & SEMIANNUAL REDUCTION GEARBOX OIL CHANGE PM	P	S062714GRB712	OXYGENATION TRAIN 7 MIXER STAGE 1-#2	26	W
WWT-M-GRBR-26WK-03	ANNUAL & SEMIANNUAL REDUCTION GEARBOX OIL CHANGE PM	P	S062714GRB721	OXYGENATION TRAIN 7 MIXER STAGE 2-#1	26	W
WWT-M-GRBR-26WK-03	ANNUAL & SEMIANNUAL REDUCTION GEARBOX OIL CHANGE PM	P	S062714GRB722	OXYGENATION TRAIN 7 MIXER STAGE 2-#2	26	W

WWT-M-GRBR-26WK-03	ANNUAL & SEMIANNUAL REDUCTION GEARBOX OIL CHANGE PM	P	S062714GRB731	OXYGENATION TRAIN 7 MIXER STAGE 3-#1	26	W
WWT-M-GRBR-26WK-03	ANNUAL & SEMIANNUAL REDUCTION GEARBOX OIL CHANGE PM	P	S062714GRB732	OXYGENATION TRAIN 7 MIXER STAGE 3-#2	26	W
WWT-M-GRBR-26WK-03	ANNUAL & SEMIANNUAL REDUCTION GEARBOX OIL CHANGE PM	P	S062714GRB741	OXYGENATION TRAIN 7 MIXER STAGE 4-#1	26	W
WWT-M-GRBR-26WK-03	ANNUAL & SEMIANNUAL REDUCTION GEARBOX OIL CHANGE PM	P	S062714GRB742	OXYGENATION TRAIN 7 MIXER STAGE 4-#2	26	W
WWT-M-GRBR-26WK-03	ANNUAL & SEMIANNUAL REDUCTION GEARBOX OIL CHANGE PM	P	S062714GRB751	OXYGENATION TRAIN 7 MIXER STAGE 5-#1	26	W
WWT-M-GRBR-26WK-03	ANNUAL & SEMIANNUAL REDUCTION GEARBOX OIL CHANGE PM	P	S062714GRB752	OXYGENATION TRAIN 7 MIXER STAGE 5-#2	26	W
WWT-M-PMPD-26WK-01	SEMIANNUAL DIAPHRAGM PUMP CHECK PM	P	C079073PMPWFS	WATER/FUEL SEPARATOR SUMP PUMP	26	W
WWT-M-PMPD-26WK-01	SEMIANNUAL DIAPHRAGM PUMP CHECK PM	P	N079073PMPCASP	FUEL STORAGE TANK AREA CONTAINMENT SUMP PUMP	26	W
WWT-M-RGLPG-26WK-01	SEMIANNUAL CENTRAL DIST SPHERES GAS PRESSURE REGULATOR/VALVE PM	P	C270833VLVSG2	GAS REGULATOR/RELIEF SERVICE VALVE 2	26	W
WWT-M-RGLPG-26WK-02	SEMIANNUAL GAS PRESSURE REGULATOR PM	P	C167533RGLG25	GAS BOOSTER PUMP 1 PRESSURE REGULATOR G25	26	W
WWT-M-RGLPG-26WK-02	SEMIANNUAL GAS PRESSURE REGULATOR PM	P	C167533RGLG31	GAS BOOSTER PUMP 2 PRESSURE REGULATOR G31	26	W
WWT-M-RGLPG-26WK-02	SEMIANNUAL GAS PRESSURE REGULATOR PM	P	C168033RGLG25	GAS BOOSTER PUMP 1 PRESSURE REGULATOR G25	26	W
WWT-M-RGLPG-26WK-02	SEMIANNUAL GAS PRESSURE REGULATOR PM	P	C168033RGLG31	GAS BOOSTER PUMP 2 PRESSURE REGULATOR G31	26	W
WWT-M-RGLPG-26WK-02	SEMIANNUAL GAS PRESSURE REGULATOR PM	P	C267533RGLG25	GAS BOOSTER PUMP 1 PRESSURE REGULATOR G25	26	W
WWT-M-RGLPG-26WK-02	SEMIANNUAL GAS PRESSURE REGULATOR PM	P	C267533RGLG31	GAS BOOSTER PUMP 2 PRESSURE REGULATOR G31	26	W
WWT-M-RGLPG-26WK-02	SEMIANNUAL GAS PRESSURE REGULATOR PM	P	C268033RGLG25	GAS BOOSTER PUMP 1 PRESSURE REGULATOR G25	26	W
WWT-M-RGLPG-26WK-02	SEMIANNUAL GAS PRESSURE REGULATOR PM	P	C268033RGLG31	GAS BOOSTER PUMP 2 PRESSURE REGULATOR G31	26	W
WWT-M-RGLPG-26WK-02	SEMIANNUAL GAS PRESSURE REGULATOR PM	P	C268033RGLGBD	GAS BOOSTER DISCHARGE BACK PRESSURE REGULATOR	26	W

WWT-M-RGLPG-26WK-02	SEMIANNUAL GAS PRESSURE REGULATOR PM	P	C268533RGLG25	GAS BOOSTER PUMP 1 PRESSURE REGULATOR G25	26	W
WWT-M-RGLPG-26WK-02	SEMIANNUAL GAS PRESSURE REGULATOR PM	P	C268533RGLG31	GAS BOOSTER PUMP 2 PRESSURE REGULATOR G31	26	W
WWT-M-RGLPG-26WK-02	SEMIANNUAL GAS PRESSURE REGULATOR PM	P	C269033RGLG25	GAS BOOSTER PUMP 1 PRESSURE REGULATOR G25	26	W
WWT-M-RGLPG-26WK-02	SEMIANNUAL GAS PRESSURE REGULATOR PM	P	C269033RGLG31	GAS BOOSTER PUMP 2 PRESSURE REGULATOR G31	26	W
WWT-M-RGLPG-26WK-02	SEMIANNUAL GAS PRESSURE REGULATOR PM	P	S067533RGLG25	GAS BOOSTER PUMP 1 PRESSURE REGULATOR G25	26	W
WWT-M-RGLPG-26WK-02	SEMIANNUAL GAS PRESSURE REGULATOR PM	P	S067533RGLG31	GAS BOOSTER PUMP 2 PRESSURE REGULATOR G31	26	W
WWT-M-RGLPG-26WK-02	SEMIANNUAL GAS PRESSURE REGULATOR PM	P	S068033RGLG25	GAS BOOSTER PUMP 1 PRESSURE REGULATOR G25	26	W
WWT-M-RGLPG-26WK-02	SEMIANNUAL GAS PRESSURE REGULATOR PM	P	S068033RGLG31	GAS BOOSTER PUMP 2 PRESSURE REGULATOR G31	26	W
WWT-M-RGLPG-26WK-02	SEMIANNUAL GAS PRESSURE REGULATOR PM	P	S068533RGLG25	GAS BOOSTER PUMP 1 PRESSURE REGULATOR G25	26	W
WWT-M-RGLPG-26WK-02	SEMIANNUAL GAS PRESSURE REGULATOR PM	P	S068533RGLG31	GAS BOOSTER PUMP 2 PRESSURE REGULATOR G31	26	W
WWT-M-CMP-52WK-02	ANNUAL O2 PLANT FACILITY COMPRESSOR PM	P	C0616XJCMPAC1	O2 COMP 1	52	W
WWT-M-CMP-52WK-02	ANNUAL O2 PLANT FACILITY COMPRESSOR PM	P	C0616XJCMPAC2	O2 COMP 2	52	W
WWT-M-CMP-52WK-02	ANNUAL O2 PLANT FACILITY COMPRESSOR PM	P	C0617XJCMPAC3	O2 COMP 3	52	W
WWT-M-CMP-52WK-02	ANNUAL O2 PLANT FACILITY COMPRESSOR PM	P	S0616XJCMPAC1	O2 COMP 1	52	W
WWT-M-CMP-52WK-02	ANNUAL O2 PLANT FACILITY COMPRESSOR PM	P	S0616XJCMPAC2	O2 COMP 2	52	W
WWT-M-CMP-52WK-02	ANNUAL O2 PLANT FACILITY COMPRESSOR PM	P	S0617XJCMPAC3	O2 COMP 3	52	W
WWT-M-CMPC-52WK-01	ANNUAL CENTRIFUGAL COMPRESSOR PREDICTIVE VIBRATION ANALYSIS BY CONTRACTOR	P	C0616XJCMPAC1	O2 COMP 1	52	W
WWT-M-CMPC-52WK-01	ANNUAL CENTRIFUGAL COMPRESSOR PREDICTIVE VIBRATION ANALYSIS BY CONTRACTOR	P	C0616XJCMPAC2	O2 COMP 2	52	W
WWT-M-CMPC-52WK-01	ANNUAL CENTRIFUGAL COMPRESSOR PREDICTIVE VIBRATION ANALYSIS BY CONTRACTOR	P	C0617XJCMPAC3	O2 COMP 3	52	W

WWT-M-CMPC-52WK-01	ANNUAL CENTRIFUGAL COMPRESSOR PREDICTIVE VIBRATION ANALYSIS BY CONTRACTOR	P	S0616XJCOMPAC1	O2 COMP 1	52	W
WWT-M-CMPC-52WK-01	ANNUAL CENTRIFUGAL COMPRESSOR PREDICTIVE VIBRATION ANALYSIS BY CONTRACTOR	P	S0616XJCOMPAC2	O2 COMP 2	52	W
WWT-M-CMPC-52WK-01	ANNUAL CENTRIFUGAL COMPRESSOR PREDICTIVE VIBRATION ANALYSIS BY CONTRACTOR	P	S0617XJCOMPAC3	O2 COMP 3	52	W
WWT-M-CMPRS-52WK-01	ANNUAL ROTARY SCREW COMPRESSOR PM (SOUTH)	P	S000579CMP1	MAINT SHOP AIR COMPRESSOR 1	52	W
WWT-M-CMPRS-52WK-01	ANNUAL ROTARY SCREW COMPRESSOR PM (SOUTH)	P	S000579CMP2	MAINT SHOP AIR COMPRESSOR 2	52	W
WWT-M-DIF-52WK-01	ANNUAL DIFFUSER PM	P	N075140DIFF	EFFLUENT JUNCTION CHAMBER CHLORINE DIFFUSER	52	W
WWT-M-DPT-52WK-01	ANNUAL DRIP TRAP PM	P	S067533DPTS DT1	SEDIMENT & DRIP TRAP 1	52	W
WWT-M-DPT-52WK-01	ANNUAL DRIP TRAP PM	P	S067533DPTS DT2	SEDIMENT & DRIP TRAP 2	52	W
WWT-M-DPT-52WK-01	ANNUAL DRIP TRAP PM	P	S067533DPTS DT3	SEDIMENT & DRIP TRAP 3	52	W
WWT-M-DPT-52WK-01	ANNUAL DRIP TRAP PM	P	S067533DPTS DT4	SEDIMENT & DRIP TRAP 4	52	W
WWT-M-DPT-52WK-01	ANNUAL DRIP TRAP PM	P	S068033DPTS DT5	SEDIMENT & DRIP TRAP 5	52	W
WWT-M-DPT-52WK-01	ANNUAL DRIP TRAP PM	P	S068033DPTS DT6	SEDIMENT & DRIP TRAP 6	52	W
WWT-M-DPT-52WK-01	ANNUAL DRIP TRAP PM	P	S068033DPTS DT7	SEDIMENT & DRIP TRAP 7	52	W
WWT-M-DPT-52WK-01	ANNUAL DRIP TRAP PM	P	S068033DPTS DT8	SEDIMENT & DRIP TRAP 8	52	W
WWT-M-DPT-52WK-01	ANNUAL DRIP TRAP PM	P	S068533DPT10	SEDIMENT AND DRIP TRAP 10	52	W
WWT-M-DPT-52WK-01	ANNUAL DRIP TRAP PM	P	S068533DPT11	SEDIMENT AND DRIP TRAP 11	52	W
WWT-M-DPT-52WK-01	ANNUAL DRIP TRAP PM	P	S068533DPT12	SEDIMENT AND DRIP TRAP 12	52	W
WWT-M-DPT-52WK-01	ANNUAL DRIP TRAP PM	P	S068533DPT9	SEDIMENT AND DRIP TRAP 9	52	W



WWT-M-ELVB-52WK-01	ANNUAL BUCKET ELEVATOR PM	P	C160104ELVN	GRIT COLLECTOR NORTH	52	W
WWT-M-ELVB-52WK-01	ANNUAL BUCKET ELEVATOR PM	P	C160104ELVS	GRIT COLLECTOR SOUTH	52	W
WWT-M-ELVB-52WK-01	ANNUAL BUCKET ELEVATOR PM	P	C260104ELVN	GRIT COLLECTOR NORTH	52	W
WWT-M-ELVB-52WK-01	ANNUAL BUCKET ELEVATOR PM	P	C260104ELVS	GRIT COLLECTOR SOUTH	52	W
WWT-M-FLTA-52WK-01	ANNUAL CARTRIDGE FILTER PM	P	S0616XJFLTAC1	O2 COMP 1 INLET FILTER	52	W
WWT-M-FLTA-52WK-01	ANNUAL CARTRIDGE FILTER PM	P	S0616XJFLTAC2	O2 COMP 2 INLET FILTER	52	W
WWT-M-FLTA-52WK-01	ANNUAL CARTRIDGE FILTER PM	P	S0617XJFLTAC3I	O2 COMP 3 INLET FILTER	52	W
WWT-M-GRBA-52WK-01	ANNUAL ANGLE DRIVE GEARBOX OIL CHANGE PM	P	S0616XNGRBCT1	COOLING TOWER 1 FAN GEARBOX	52	W
WWT-M-GRBA-52WK-01	ANNUAL ANGLE DRIVE GEARBOX OIL CHANGE PM	P	S0616XNGRBCT2	COOLING TOWER 2 FAN GEARBOX	52	W
WWT-M-GRBA-52WK-01	ANNUAL ANGLE DRIVE GEARBOX OIL CHANGE PM	P	S0617XNGRBCT3	COOLING TOWER 3 FAN GEARBOX	52	W
WWT-M-GRBA-52WK-01	ANNUAL ANGLE DRIVE GEARBOX OIL CHANGE PM	P	S0617XNGRBCT4	COOLING TOWER 4 FAN GEARBOX	52	W
WWT-M-GRBR-26WK-03	ANNUAL & SEMIANNUAL REDUCTION GEARBOX OIL CHANGE PM	P	S062614GRB611	OXYGENATION TRAIN 6 MIXER 11	52	W
WWT-M-GRBR-26WK-03	ANNUAL & SEMIANNUAL REDUCTION GEARBOX OIL CHANGE PM	P	S062614GRB612	OXYGENATION TRAIN 6 MIXER 12	52	W
WWT-M-GRBR-26WK-03	ANNUAL & SEMIANNUAL REDUCTION GEARBOX OIL CHANGE PM	P	S062614GRB621	OXYGENATION TRAIN 6 MIXER 21	52	W
WWT-M-GRBR-26WK-03	ANNUAL & SEMIANNUAL REDUCTION GEARBOX OIL CHANGE PM	P	S062614GRB622	OXYGENATION TRAIN 6 MIXER 22	52	W
WWT-M-GRBR-26WK-03	ANNUAL & SEMIANNUAL REDUCTION GEARBOX OIL CHANGE PM	P	S062614GRB631	OXYGENATION TRAIN 6 MIXER 31	52	W
WWT-M-GRBR-26WK-03	ANNUAL & SEMIANNUAL REDUCTION GEARBOX OIL CHANGE PM	P	S062614GRB632	OXYGENATION TRAIN 6 MIXER 32	52	W
WWT-M-GRBR-26WK-03	ANNUAL & SEMIANNUAL REDUCTION GEARBOX OIL CHANGE PM	P	S062614GRB632	OXYGENATION TRAIN 6 MIXER 32	52	W

WWT-M-GRBR-26WK-03	ANNUAL & SEMIANNUAL REDUCTION GEARBOX OIL CHANGE PM	P	S062614GRB641	OXYGENATION TRAIN 6 MIXER 41	52	W
WWT-M-GRBR-26WK-03	ANNUAL & SEMIANNUAL REDUCTION GEARBOX OIL CHANGE PM	P	S062614GRB642	OXYGENATION TRAIN 6 MIXER 42	52	W
WWT-M-GRBR-26WK-03	ANNUAL & SEMIANNUAL REDUCTION GEARBOX OIL CHANGE PM	P	S062614GRB661	OXYGENATION TRAIN 6 MIXER 61	52	W
WWT-M-GRBR-26WK-03	ANNUAL & SEMIANNUAL REDUCTION GEARBOX OIL CHANGE PM	P	S062614GRB662	OXYGENATION TRAIN 6 MIXER 62	52	W
WWT-M-GRBR-26WK-03	ANNUAL & SEMIANNUAL REDUCTION GEARBOX OIL CHANGE PM	P	S062714GRB761	OXYGENATION TRAIN 7 MIXER STAGE 6-#1	52	W
WWT-M-GRBR-26WK-03	ANNUAL & SEMIANNUAL REDUCTION GEARBOX OIL CHANGE PM	P	S062714GRB762	OXYGENATION TRAIN 7 MIXER STAGE 6-#2	52	W
WWT-M-GRBR-26WK-03	ANNUAL & SEMIANNUAL REDUCTION GEARBOX OIL CHANGE PM	P	S076042GRB01	TRANSFER PUMP 01 GEAR REDUCER (GEARBOX)	52	W
WWT-M-GRBR-26WK-03	ANNUAL & SEMIANNUAL REDUCTION GEARBOX OIL CHANGE PM	P	S076042GRB02	TRANSFER PUMP 02 GEAR REDUCER (GEARBOX)	52	W
WWT-M-GRBR-26WK-03	ANNUAL & SEMIANNUAL REDUCTION GEARBOX OIL CHANGE PM	P	S076042GRB03	TRANSFER PUMP 03 GEAR REDUCER (GEARBOX)	52	W
WWT-M-GRBR-26WK-03	ANNUAL & SEMIANNUAL REDUCTION GEARBOX OIL CHANGE PM	P	S076042GRB04	TRANSFER PUMP 04 GEAR REDUCER (GEARBOX)	52	W
WWT-M-GRBR-26WK-03	ANNUAL & SEMIANNUAL REDUCTION GEARBOX OIL CHANGE PM	P	S076042GRB05	TRANSFER PUMP 05 GEAR REDUCER (GEARBOX)	52	W
WWT-M-GRBR-26WK-03	ANNUAL & SEMIANNUAL REDUCTION GEARBOX OIL CHANGE PM	P	S076042GRB06	TRANSFER PUMP 06 GEAR REDUCER (GEARBOX)	52	W
WWT-M-GRBR-26WK-03	ANNUAL & SEMIANNUAL REDUCTION GEARBOX OIL CHANGE PM	P	S076042GRB07	TRANSFER PUMP 07 GEAR REDUCER (GEARBOX)	52	W
WWT-M-PMP-52WK-01	ANNUAL PUMP OIL CHANGE PM	P	S000181PMP1	VACUUM PUMP 1	52	W

WWT-M-PMP-52WK-01	ANNUAL PUMP OIL CHANGE PM	P	S000181PMP2	VACUUM PUMP 2	52	W
WWT-M-PMPC-52WK-02	ANNUAL CENTRIFUGAL PUMP PM	P	C071506PMPE	TRANSFER PUMP EAST	52	W
WWT-M-PMPC-52WK-02	ANNUAL CENTRIFUGAL PUMP PM	P	C071506PMPW	TRANSFER PUMP WEST	52	W
WWT-M-PMPC-52WK-02	ANNUAL CENTRIFUGAL PUMP PM	P	C075045PMP51	EFFLUENT SAMPLE PUMP 1	52	W
WWT-M-PMPC-52WK-02	ANNUAL CENTRIFUGAL PUMP PM	P	C075045PMP52	EFFLUENT SAMPLE PUMP 2	52	W
WWT-M-PMPC-52WK-02	ANNUAL CENTRIFUGAL PUMP PM	P	C160106PMPN	GRIT CHAMBER DEWATERING PUMP NORTH	52	W
WWT-M-PMPC-52WK-02	ANNUAL CENTRIFUGAL PUMP PM	P	C160106PMP5	GRIT CHAMBER DEWATERING PUMP SOUTH	52	W
WWT-M-PMPC-52WK-02	ANNUAL CENTRIFUGAL PUMP PM	P	C160107PMP51	SEPTAGE PUMP 1	52	W
WWT-M-PMPC-52WK-02	ANNUAL CENTRIFUGAL PUMP PM	P	C160107PMP52	SEPTAGE PUMP 2	52	W
WWT-M-PMPC-52WK-02	ANNUAL CENTRIFUGAL PUMP PM	P	C162945PMPSP1	SAMPLE PUMP 1	52	W
WWT-M-PMPC-52WK-02	ANNUAL CENTRIFUGAL PUMP PM	P	C162945PMPSP2	SAMPLE PUMP 2	52	W
WWT-M-PMPC-52WK-02	ANNUAL CENTRIFUGAL PUMP PM	P	C167526PMPRP1	RECIRCULATION PUMP 1	52	W
WWT-M-PMPC-52WK-02	ANNUAL CENTRIFUGAL PUMP PM	P	C167526PMPRP2	RECIRCULATION PUMP 2	52	W
WWT-M-PMPC-52WK-02	ANNUAL CENTRIFUGAL PUMP PM	P	C167530PMPTP1	TRANSFER PUMP 1	52	W
WWT-M-PMPC-52WK-02	ANNUAL CENTRIFUGAL PUMP PM	P	C167530PMPTP2	TRANSFER PUMP 2	52	W
WWT-M-PMPC-52WK-02	ANNUAL CENTRIFUGAL PUMP PM	P	C167530PMPTP4	TRANSFER PUMP 4	52	W
WWT-M-PMPC-52WK-02	ANNUAL CENTRIFUGAL PUMP PM	P	C168026PMP1	RECIRCULATION PUMP 1	52	W
WWT-M-PMPC-52WK-02	ANNUAL CENTRIFUGAL PUMP PM	P	C168026PMP2	RECIRCULATION PUMP 2	52	W
WWT-M-PMPC-52WK-02	ANNUAL CENTRIFUGAL PUMP PM	P	C265042PMP1	GAS SCRUBBER EFF WATER SUPPLY PUMP 1	52	W
WWT-M-PMPC-52WK-02	ANNUAL CENTRIFUGAL PUMP PM	P	C265042PMP2	GAS SCRUBBER EFF WATER SUPPLY PUMP 2	52	W
WWT-M-PMPC-52WK-02	ANNUAL CENTRIFUGAL PUMP PM	P	C267526PMP1	RECIRCULATION PUMP 1	52	W
WWT-M-PMPC-52WK-02	ANNUAL CENTRIFUGAL PUMP PM	P	C267526PMP2	RECIRCULATION PUMP 2	52	W
WWT-M-PMPC-52WK-02	ANNUAL CENTRIFUGAL PUMP PM	P	C268026PMP1	RECIRCULATION PUMP 1	52	W

WWT-M-PMPC-52WK-02	ANNUAL CENTRIFUGAL PUMP PM	P	C268026PMP2	RECIRCULATION PUMP 2	52	W
WWT-M-PMPC-52WK-02	ANNUAL CENTRIFUGAL PUMP PM	P	C268026PMP3	RECIRCULATION PUMP 3	52	W
WWT-M-PMPC-52WK-02	ANNUAL CENTRIFUGAL PUMP PM	P	C268030PMP1	TRANSFER PUMP 1	52	W
WWT-M-PMPC-52WK-02	ANNUAL CENTRIFUGAL PUMP PM	P	C268030PMP2	TRANSFER PUMP 2	52	W
WWT-M-PMPC-52WK-02	ANNUAL CENTRIFUGAL PUMP PM	P	C268526PMP1	RECIRCULATION PUMP 1	52	W
WWT-M-PMPC-52WK-02	ANNUAL CENTRIFUGAL PUMP PM	P	C268526PMP2	RECIRCULATION PUMP 2	52	W
WWT-M-PMPC-52WK-02	ANNUAL CENTRIFUGAL PUMP PM	P	C268530PMP1	TRANSFER PUMP 1	52	W
WWT-M-PMPC-52WK-02	ANNUAL CENTRIFUGAL PUMP PM	P	C268530PMP2	TRANSFER PUMP 2	52	W
WWT-M-PMPC-52WK-02	ANNUAL CENTRIFUGAL PUMP PM	P	C268530PMP3	TRANSFER PUMP 3	52	W
WWT-M-PMPC-52WK-02	ANNUAL CENTRIFUGAL PUMP PM	P	C268530PMP4	TRANSFER PUMP 4	52	W
WWT-M-PMPC-52WK-02	ANNUAL CENTRIFUGAL PUMP PM	P	C269026PMP1	RECIRCULATION PUMP 1	52	W
WWT-M-PMPC-52WK-02	ANNUAL CENTRIFUGAL PUMP PM	P	C269026PMP2	RECIRCULATION PUMP 2	52	W
WWT-M-PMPC-52WK-02	ANNUAL CENTRIFUGAL PUMP PM	P	C269030PMP1	TRANSFER PUMP 1	52	W
WWT-M-PMPC-52WK-02	ANNUAL CENTRIFUGAL PUMP PM	P	C269030PMP2	TRANSFER PUMP 2	52	W
WWT-M-PMPC-52WK-02	ANNUAL CENTRIFUGAL PUMP PM	P	C269030PMP3	TRANSFER PUMP 3	52	W
WWT-M-PMPC-52WK-02	ANNUAL CENTRIFUGAL PUMP PM	P	C269030PMP4	TRANSFER PUMP 4	52	W
WWT-M-PMPC-52WK-02	ANNUAL CENTRIFUGAL PUMP PM	P	N075045PMPS1	CHLORINE ANALYZER WATER SUPPLY PUMP 1	52	W
WWT-M-PMPC-52WK-02	ANNUAL CENTRIFUGAL PUMP PM	P	N075045PMPS2	CHLORINE ANALYZER WATER SUPPLY PUMP 2	52	W
WWT-M-PMPC-52WK-02	ANNUAL CENTRIFUGAL PUMP PM	P	N263008PMP4	CHEMICAL RECIRCULATION PUMP 4	52	W
WWT-M-PMPC-52WK-02	ANNUAL CENTRIFUGAL PUMP PM	P	N263008PMP5	CHEMICAL RECIRCULATION PUMP 5	52	W
WWT-M-PMPC-52WK-02	ANNUAL CENTRIFUGAL PUMP PM	P	N263008PMPCRP1	CHEMICAL RECIRCULATION PUMP 1	52	W
WWT-M-PMPC-52WK-02	ANNUAL CENTRIFUGAL PUMP PM	P	N263008PMPCRP2	CHEMICAL RECIRCULATION PUMP 2	52	W
WWT-M-PMPC-52WK-02	ANNUAL CENTRIFUGAL PUMP PM	P	N263016PMP1	PRIMARY SLUDGE PUMP 1	52	W

WWT-M-PMPC-52WK-02	ANNUAL CENTRIFUGAL PUMP PM	P	N263016PMP2	PRIMARY SLUDGE PUMP 2	52	W
WWT-M-PMPC-52WK-02	ANNUAL CENTRIFUGAL PUMP PM	P	N263016PMP3	PRIMARY SLUDGE PUMP 3	52	W
WWT-M-PMPC-52WK-02	ANNUAL CENTRIFUGAL PUMP PM	P	N263016PMP4	PRIMARY SLUDGE PUMP 4	52	W
WWT-M-PMPC-52WK-02	ANNUAL CENTRIFUGAL PUMP PM	P	N265108PMP10	CHEMICAL RECIRCULATION PUMP 10	52	W
WWT-M-PMPC-52WK-02	ANNUAL CENTRIFUGAL PUMP PM	P	N265108PMP11	CHEMICAL RECIRCULATION PUMP 11	52	W
WWT-M-PMPC-52WK-02	ANNUAL CENTRIFUGAL PUMP PM	P	N265108PMP12	CHEMICAL RECIRCULATION PUMP 12	52	W
WWT-M-PMPC-52WK-02	ANNUAL CENTRIFUGAL PUMP PM	P	N265108PMP7	CHEMICAL RECIRCULATION PUMP 7	52	W
WWT-M-PMPC-52WK-02	ANNUAL CENTRIFUGAL PUMP PM	P	N265108PMP8	CHEMICAL RECIRCULATION PUMP 8	52	W
WWT-M-PMPC-52WK-02	ANNUAL CENTRIFUGAL PUMP PM	P	N265108PMP9	CHEMICAL RECIRCULATION PUMP 9	52	W
WWT-M-PMPC-52WK-02	ANNUAL CENTRIFUGAL PUMP PM	P	S066005PMP1	SUMP PUMP 1	52	W
WWT-M-PMPC-52WK-02	ANNUAL CENTRIFUGAL PUMP PM	P	S067505PMP1	SUMP PUMP 1	52	W
WWT-M-PMPC-52WK-02	ANNUAL CENTRIFUGAL PUMP PM	P	S067505PMP2	SUMP PUMP 2	52	W
WWT-M-PMPC-52WK-02	ANNUAL CENTRIFUGAL PUMP PM	P	S067526PMP1	RECIRCULATION PUMP 1	52	W
WWT-M-PMPC-52WK-02	ANNUAL CENTRIFUGAL PUMP PM	P	S067526PMP2	RECIRCULATION PUMP 2	52	W
WWT-M-PMPC-52WK-02	ANNUAL CENTRIFUGAL PUMP PM	P	S068005PMP1	DIG CLST CTRL BLDG 2 SUMP PUMP1	52	W
WWT-M-PMPC-52WK-02	ANNUAL CENTRIFUGAL PUMP PM	P	S068005PMP2	DIG CLST CTRL BLDG 2 SUMP PUMP 2	52	W
WWT-M-PMPC-52WK-02	ANNUAL CENTRIFUGAL PUMP PM	P	S068026PMP1	RECIRCULATION PUMP 1	52	W
WWT-M-PMPC-52WK-02	ANNUAL CENTRIFUGAL PUMP PM	P	S068026PMP2	RECIRCULATION PUMP 2	52	W
WWT-M-PMPC-52WK-02	ANNUAL CENTRIFUGAL PUMP PM	P	S068505PMP2	SUMP PUMP 2	52	W
WWT-M-PMPC-52WK-02	ANNUAL CENTRIFUGAL PUMP PM	P	S162945PMPSP1	SAMPLE PUMP 1	52	W
WWT-M-PMPC-52WK-02	ANNUAL CENTRIFUGAL PUMP PM	P	S162945PMPSP2	SAMPLE PUMP 2	52	W
WWT-M-PMPC-52WK-02	ANNUAL CENTRIFUGAL PUMP PM	P	S262945PMPSP1	UNOX SAMPLE PUMP 1	52	W
WWT-M-PMPC-52WK-02	ANNUAL CENTRIFUGAL PUMP PM	P	S262945PMPSP2	UNOX SAMPLE PUMP 2	52	W

WWT-M-TNKP-52WK-01	ANNUAL PRESSURIZED TANK INSPECTION PM	P	C001009TNK	EFF REUSE FILTER AIR COMPRESSOR STORAGE TANK	52	W
WWT-M-TNKP-52WK-01	ANNUAL PRESSURIZED TANK INSPECTION PM	P	C1616XJTNKPLT1	O2 PLT 1 AIR SURGE TANK	52	W
WWT-M-TNKP-52WK-01	ANNUAL PRESSURIZED TANK INSPECTION PM	P	C2616XJTNKPLT2	O2 PLT 2 AIR SURGE TANK	52	W
WWT-M-TNKP-52WK-01	ANNUAL PRESSURIZED TANK INSPECTION PM	P	C3617XJTNKPLT3	O2 PLT 3 AIR SURGE TANK	52	W
WWT-M-TRBE-52WK-01	ANNUAL OXYGEN PLANT EXPANSION TURBINE PM	P	C1616XGTRBET	O2 PLT 1 EXP TURBINE	52	W
WWT-M-TRBE-52WK-01	ANNUAL OXYGEN PLANT EXPANSION TURBINE PM	P	C2616XGTRBET	O2 PLT 2 EXP TURBINE	52	W
WWT-M-TRBE-52WK-01	ANNUAL OXYGEN PLANT EXPANSION TURBINE PM	P	C3617XGTRBET	O2 PLT 3 EXP TURBINE	52	W
WWT-M-TRBE-52WK-01	ANNUAL OXYGEN PLANT EXPANSION TURBINE PM	P	N1616XGTRBET1	O2 PLT 1 EXP TURBINE	52	W
WWT-M-TRBE-52WK-01	ANNUAL OXYGEN PLANT EXPANSION TURBINE PM	P	N2616XGTRBET2	O2 PLT 2 EXP TURBINE	52	W
WWT-M-TRBE-52WK-01	ANNUAL OXYGEN PLANT EXPANSION TURBINE PM	P	N3617XGTRBET	O2 PLT 3 EXP TURBINE	52	W
WWT-M-TRBE-52WK-01	ANNUAL OXYGEN PLANT EXPANSION TURBINE PM	P	S1616XGTRBET1	O2 PLT 1 EXP TURBINE	52	W
WWT-M-TRBE-52WK-01	ANNUAL OXYGEN PLANT EXPANSION TURBINE PM	P	S2616XGTRBET2	O2 PLT 2 EXP TURBINE	52	W
WWT-M-TRBE-52WK-01	ANNUAL OXYGEN PLANT EXPANSION TURBINE PM	P	S3617XGTRBET	O2 PLT 3 EXP TURBINE	52	W
WWT-M-TRT-52WK-01	ANNUAL TURNTABLE OIL CHANGE PM	P	S064115TRT	SECONDARY CLARIFIER 1 COLLECTOR TURNTABLE	52	W
WWT-M-TRT-52WK-01	ANNUAL TURNTABLE OIL CHANGE PM	P	S064215TRT	SECONDARY CLARIFIER 2 COLLECTOR TURNTABLE	52	W
WWT-M-TRT-52WK-01	ANNUAL TURNTABLE OIL CHANGE PM	P	S064315TRT	SECONDARY CLARIFIER 3 COLLECTOR TURNTABLE	52	W
WWT-M-TRT-52WK-01	ANNUAL TURNTABLE OIL CHANGE PM	P	S064415TRT	SECONDARY CLARIFIER 4 COLLECTOR TURNTABLE	52	W
WWT-M-TRT-52WK-01	ANNUAL TURNTABLE OIL CHANGE PM	P	S064515TRT	SECONDARY CLARIFIER 5 COLLECTOR TURNTABLE	52	W
WWT-M-TRT-52WK-01	ANNUAL TURNTABLE OIL CHANGE PM	P	S064615TRT	SECONDARY CLARIFIER 6 COLLECTOR TURNTABLE	52	W

WWT-M-TRT-52WK-01	ANNUAL TURNTABLE OIL CHANGE PM	P	S064715TRT	SECONDARY CLARIFIER 7 TURNTABLE (MAIN GEAR)	52	W
WWT-M-TRT-52WK-01	ANNUAL TURNTABLE OIL CHANGE PM	P	S064815TRT	SECONDARY CLARIFIER 8 COLLECTOR ( MAIN GEAR)	52	W
WWT-M-TRT-52WK-01	ANNUAL TURNTABLE OIL CHANGE PM	P	S065415TRT9MG	SECONDARY CLARIFIER 9 TURNTABLE MAIN GEAR	52	W
WWT-M-TRT-52WK-01	ANNUAL TURNTABLE OIL CHANGE PM	P	S065515TRT10MG	TURNTABLE MAIN GEAR	52	W
WWT-M-TRT-52WK-01	ANNUAL TURNTABLE OIL CHANGE PM	P	S066122TRT	SLUDGE CONCENTRATION TANK 1 COLLECTOR TURNTABLE	52	W
WWT-M-TRT-52WK-01	ANNUAL TURNTABLE OIL CHANGE PM	P	S066222TRT	SLUDGE CONCENTRATION TANK 2 COLLECTOR TURNTABLE	52	W
WWT-M-TRT-52WK-01	ANNUAL TURNTABLE OIL CHANGE PM	P	S066322TRT	SLUDGE CONCENTRATION TANK 3 COLLECTOR TURNTABLE	52	W
WWT-M-TRT-52WK-01	ANNUAL TURNTABLE OIL CHANGE PM	P	S066422TRT	SLUDGE CONCENTRATION TANK 4 COLLECTOR TURNTABLE	52	W
WWT-M-VIB-52WK-01	ANNUAL / SEMI-ANNUAL PREDICTIVE VIBRATION ANALYSIS	P	C075042PMP1	EFFLUENT BLDG PUMP 1	52	W
WWT-M-VIB-52WK-01	ANNUAL / SEMI-ANNUAL PREDICTIVE VIBRATION ANALYSIS	P	C075042PMP2	EFFLUENT BLDG PUMP 2	52	W
WWT-M-VIB-52WK-01	ANNUAL / SEMI-ANNUAL PREDICTIVE VIBRATION ANALYSIS	P	C075042PMP3	EFFLUENT BLDG PUMP 3	52	W
WWT-M-VIB-52WK-01	ANNUAL / SEMI-ANNUAL PREDICTIVE VIBRATION ANALYSIS	P	C075042PMP4	EFFLUENT BLDG PUMP 4	52	W
WWT-M-VIB-52WK-01	ANNUAL / SEMI-ANNUAL PREDICTIVE VIBRATION ANALYSIS	P	C075042PMP5	EFFLUENT BLDG PUMP 5	52	W
WWT-M-VIB-52WK-01	ANNUAL / SEMI-ANNUAL PREDICTIVE VIBRATION ANALYSIS	P	C075042PMP6	EFFLUENT BLDG PUMP 6	52	W
WWT-M-VIB-52WK-01	ANNUAL / SEMI-ANNUAL PREDICTIVE VIBRATION ANALYSIS	P	C075042PMP7	EFFLUENT BLDG PUMP 7	52	W
WWT-M-VIB-52WK-01	ANNUAL / SEMI-ANNUAL PREDICTIVE VIBRATION ANALYSIS	P	C075042PMP8	EFFLUENT BLDG PUMP 8	52	W
WWT-M-VIB-52WK-01	ANNUAL / SEMI-ANNUAL PREDICTIVE VIBRATION ANALYSIS	P	C162114GRB111	OXYGENATION TRAIN 1 MIXER 11	52	W

WWT-M-VIB-52WK-01	ANNUAL / SEMI-ANNUAL PREDICTIVE VIBRATION ANALYSIS	P	C162114GRB112	OXYGENATION TRAIN 1 MIXER 12	52	W
WWT-M-VIB-52WK-01	ANNUAL / SEMI-ANNUAL PREDICTIVE VIBRATION ANALYSIS	P	C162114GRB121	OXYGENATION TRAIN 1 MIXER 21	52	W
WWT-M-VIB-52WK-01	ANNUAL / SEMI-ANNUAL PREDICTIVE VIBRATION ANALYSIS	P	C162114GRB122	OXYGENATION TRAIN 1 MIXER 22	52	W
WWT-M-VIB-52WK-01	ANNUAL / SEMI-ANNUAL PREDICTIVE VIBRATION ANALYSIS	P	C162114GRB131	OXYGENATION TRAIN 1 MIXER 31	52	W
WWT-M-VIB-52WK-01	ANNUAL / SEMI-ANNUAL PREDICTIVE VIBRATION ANALYSIS	P	C162114GRB132	OXYGENATION TRAIN 1 MIXER 32	52	W
WWT-M-VIB-52WK-01	ANNUAL / SEMI-ANNUAL PREDICTIVE VIBRATION ANALYSIS	P	C162114GRB141	OXYGENATION TRAIN 1 MIXER 41	52	W
WWT-M-VIB-52WK-01	ANNUAL / SEMI-ANNUAL PREDICTIVE VIBRATION ANALYSIS	P	C162114GRB142	OXYGENATION TRAIN 1 MIXER 42	52	W
WWT-M-VIB-52WK-01	ANNUAL / SEMI-ANNUAL PREDICTIVE VIBRATION ANALYSIS	P	C162114GRB151	OXYGENATION TRAIN 1 MIXER 51	52	W
WWT-M-VIB-52WK-01	ANNUAL / SEMI-ANNUAL PREDICTIVE VIBRATION ANALYSIS	P	C162114GRB152	OXYGENATION TRAIN 1 MIXER 52	52	W
WWT-M-VIB-52WK-01	ANNUAL / SEMI-ANNUAL PREDICTIVE VIBRATION ANALYSIS	P	C162114GRB161	OXYGENATION TRAIN 1 MIXER 61	52	W
WWT-M-VIB-52WK-01	ANNUAL / SEMI-ANNUAL PREDICTIVE VIBRATION ANALYSIS	P	C162114GRB162	OXYGENATION TRAIN 1 MIXER 62	52	W
WWT-M-VIB-52WK-01	ANNUAL / SEMI-ANNUAL PREDICTIVE VIBRATION ANALYSIS	P	C162214GRB211	OXYGENATION TRAIN 2 MIXER 11	52	W
WWT-M-VIB-52WK-01	ANNUAL / SEMI-ANNUAL PREDICTIVE VIBRATION ANALYSIS	P	C162214GRB212	OXYGENATION TRAIN 2 MIXER 12	52	W
WWT-M-VIB-52WK-01	ANNUAL / SEMI-ANNUAL PREDICTIVE VIBRATION ANALYSIS	P	C162214GRB221	OXYGENATION TRAIN 2 MIXER 21	52	W



WWT-M-VIB-52WK-01	ANNUAL / SEMI-ANNUAL PREDICTIVE VIBRATION ANALYSIS	P	C162214GRB222	OXYGENATION TRAIN 2 MIXER 22	52	W
WWT-M-VIB-52WK-01	ANNUAL / SEMI-ANNUAL PREDICTIVE VIBRATION ANALYSIS	P	C162214GRB231	OXYGENATION TRAIN 2 MIXER 31	52	W
WWT-M-VIB-52WK-01	ANNUAL / SEMI-ANNUAL PREDICTIVE VIBRATION ANALYSIS	P	C162214GRB232	OXYGENATION TRAIN 2 MIXER 32	52	W
WWT-M-VIB-52WK-01	ANNUAL / SEMI-ANNUAL PREDICTIVE VIBRATION ANALYSIS	P	C162214GRB241	OXYGENATION TRAIN 2 MIXER 41	52	W
WWT-M-VIB-52WK-01	ANNUAL / SEMI-ANNUAL PREDICTIVE VIBRATION ANALYSIS	P	C162214GRB242	OXYGENATION TRAIN 2 MIXER 42	52	W
WWT-M-VIB-52WK-01	ANNUAL / SEMI-ANNUAL PREDICTIVE VIBRATION ANALYSIS	P	C162214GRB251	OXYGENATION TRAIN 2 MIXER 51	52	W
WWT-M-VIB-52WK-01	ANNUAL / SEMI-ANNUAL PREDICTIVE VIBRATION ANALYSIS	P	C162214GRB252	OXYGENATION TRAIN 2 MIXER 52	52	W
WWT-M-VIB-52WK-01	ANNUAL / SEMI-ANNUAL PREDICTIVE VIBRATION ANALYSIS	P	C162214GRB261	OXYGENATION TRAIN 2 MIXER 61	52	W
WWT-M-VIB-52WK-01	ANNUAL / SEMI-ANNUAL PREDICTIVE VIBRATION ANALYSIS	P	C162214GRB262	OXYGENATION TRAIN 2 MIXER 62	52	W
WWT-M-VIB-52WK-01	ANNUAL / SEMI-ANNUAL PREDICTIVE VIBRATION ANALYSIS	P	C162314GRB311	OXYGENATION TRAIN 3 MIXER 11	52	W
WWT-M-VIB-52WK-01	ANNUAL / SEMI-ANNUAL PREDICTIVE VIBRATION ANALYSIS	P	C162314GRB312	OXYGENATION TRAIN 3 MIXER 12	52	W
WWT-M-VIB-52WK-01	ANNUAL / SEMI-ANNUAL PREDICTIVE VIBRATION ANALYSIS	P	C162314GRB321	OXYGENATION TRAIN 3 MIXER 21	52	W
WWT-M-VIB-52WK-01	ANNUAL / SEMI-ANNUAL PREDICTIVE VIBRATION ANALYSIS	P	C162314GRB322	OXYGENATION TRAIN 3 MIXER 22	52	W
WWT-M-VIB-52WK-01	ANNUAL / SEMI-ANNUAL PREDICTIVE VIBRATION ANALYSIS	P	C162314GRB331	OXYGENATION TRAIN 3 MIXER 31	52	W

WWT-M-VIB-52WK-01	ANNUAL / SEMI-ANNUAL PREDICTIVE VIBRATION ANALYSIS	P	C162314GRB332	OXYGENATION TRAIN 3 MIXER 32	52	W
WWT-M-VIB-52WK-01	ANNUAL / SEMI-ANNUAL PREDICTIVE VIBRATION ANALYSIS	P	C162314GRB341	OXYGENATION TRAIN 3 MIXER 41	52	W
WWT-M-VIB-52WK-01	ANNUAL / SEMI-ANNUAL PREDICTIVE VIBRATION ANALYSIS	P	C162314GRB342	OXYGENATION TRAIN 3 MIXER 42	52	W
WWT-M-VIB-52WK-01	ANNUAL / SEMI-ANNUAL PREDICTIVE VIBRATION ANALYSIS	P	C162314GRB351	OXYGENATION TRAIN 3 MIXER 51	52	W
WWT-M-VIB-52WK-01	ANNUAL / SEMI-ANNUAL PREDICTIVE VIBRATION ANALYSIS	P	C162314GRB352	OXYGENATION TRAIN 3 MIXER 52	52	W
WWT-M-VIB-52WK-01	ANNUAL / SEMI-ANNUAL PREDICTIVE VIBRATION ANALYSIS	P	C162314GRB361	OXYGENATION TRAIN 3 MIXER 61	52	W
WWT-M-VIB-52WK-01	ANNUAL / SEMI-ANNUAL PREDICTIVE VIBRATION ANALYSIS	P	C162314GRB362	OXYGENATION TRAIN 3 MIXER 62	52	W
WWT-M-VIB-52WK-01	ANNUAL / SEMI-ANNUAL PREDICTIVE VIBRATION ANALYSIS	P	C168126MXR1	DIGESTER TANK 5 MIXER 1	52	W
WWT-M-VIB-52WK-01	ANNUAL / SEMI-ANNUAL PREDICTIVE VIBRATION ANALYSIS	P	C168126MXR2	DIGESTER TANK 5 MIXER 2	52	W
WWT-M-VIB-52WK-01	ANNUAL / SEMI-ANNUAL PREDICTIVE VIBRATION ANALYSIS	P	C168126MXR3	DIGESTER TANK 5 MIXER 3	52	W
WWT-M-VIB-52WK-01	ANNUAL / SEMI-ANNUAL PREDICTIVE VIBRATION ANALYSIS	P	C168326MXR1	DIGESTER TANK 7 MIXER 1	52	W
WWT-M-VIB-52WK-01	ANNUAL / SEMI-ANNUAL PREDICTIVE VIBRATION ANALYSIS	P	C168326MXR2	DIGESTER TANK 7 MIXER 2	52	W
WWT-M-VIB-52WK-01	ANNUAL / SEMI-ANNUAL PREDICTIVE VIBRATION ANALYSIS	P	C168326MXR3	DIGESTER TANK 7 MIXER 3	52	W
WWT-M-VIB-52WK-01	ANNUAL / SEMI-ANNUAL PREDICTIVE VIBRATION ANALYSIS	P	C262114GRB111	OXYGENATION TRAIN 1 MIXER 11	52	W

WWT-M-VIB-52WK-01	ANNUAL / SEMI-ANNUAL PREDICTIVE VIBRATION ANALYSIS	P	C262114GRB112	OXYGENATION TRAIN 1 MIXER 12	52	W
WWT-M-VIB-52WK-01	ANNUAL / SEMI-ANNUAL PREDICTIVE VIBRATION ANALYSIS	P	C262114GRB121	OXYGENATION TRAIN 1 MIXER 21	52	W
WWT-M-VIB-52WK-01	ANNUAL / SEMI-ANNUAL PREDICTIVE VIBRATION ANALYSIS	P	C262114GRB122	OXYGENATION TRAIN 1 MIXER 22	52	W
WWT-M-VIB-52WK-01	ANNUAL / SEMI-ANNUAL PREDICTIVE VIBRATION ANALYSIS	P	C262114GRB131	OXYGENATION TRAIN 1 MIXER 31	52	W
WWT-M-VIB-52WK-01	ANNUAL / SEMI-ANNUAL PREDICTIVE VIBRATION ANALYSIS	P	C262114GRB132	OXYGENATION TRAIN 1 MIXER 32	52	W
WWT-M-VIB-52WK-01	ANNUAL / SEMI-ANNUAL PREDICTIVE VIBRATION ANALYSIS	P	C262114GRB141	OXYGENATION TRAIN 1 MIXER 41	52	W
WWT-M-VIB-52WK-01	ANNUAL / SEMI-ANNUAL PREDICTIVE VIBRATION ANALYSIS	P	C262114GRB142	OXYGENATION TRAIN 1 MIXER 42	52	W
WWT-M-VIB-52WK-01	ANNUAL / SEMI-ANNUAL PREDICTIVE VIBRATION ANALYSIS	P	C262114GRB151	OXYGENATION TRAIN 1 MIXER 51	52	W
WWT-M-VIB-52WK-01	ANNUAL / SEMI-ANNUAL PREDICTIVE VIBRATION ANALYSIS	P	C262114GRB152	OXYGENATION TRAIN 1 MIXER 52	52	W
WWT-M-VIB-52WK-01	ANNUAL / SEMI-ANNUAL PREDICTIVE VIBRATION ANALYSIS	P	C262114GRB161	OXYGENATION TRAIN 1 MIXER 61	52	W
WWT-M-VIB-52WK-01	ANNUAL / SEMI-ANNUAL PREDICTIVE VIBRATION ANALYSIS	P	C262114GRB162	OXYGENATION TRAIN 1 MIXER 62	52	W
WWT-M-VIB-52WK-01	ANNUAL / SEMI-ANNUAL PREDICTIVE VIBRATION ANALYSIS	P	C262214GRB211	OXYGENATION TRAIN 2 MIXER 11	52	W
WWT-M-VIB-52WK-01	ANNUAL / SEMI-ANNUAL PREDICTIVE VIBRATION ANALYSIS	P	C262214GRB212	OXYGENATION TRAIN 2 MIXER 12	52	W
WWT-M-VIB-52WK-01	ANNUAL / SEMI-ANNUAL PREDICTIVE VIBRATION ANALYSIS	P	C262214GRB221	OXYGENATION TRAIN 2 MIXER 21	52	W

WWT-M-VIB-52WK-01	ANNUAL / SEMI-ANNUAL PREDICTIVE VIBRATION ANALYSIS	P	C262214GRB222	OXYGENATION TRAIN 2 MIXER 22	52	W
WWT-M-VIB-52WK-01	ANNUAL / SEMI-ANNUAL PREDICTIVE VIBRATION ANALYSIS	P	C262214GRB231	OXYGENATION TRAIN 2 MIXER 31	52	W
WWT-M-VIB-52WK-01	ANNUAL / SEMI-ANNUAL PREDICTIVE VIBRATION ANALYSIS	P	C262214GRB232	OXYGENATION TRAIN 2 MIXER 32	52	W
WWT-M-VIB-52WK-01	ANNUAL / SEMI-ANNUAL PREDICTIVE VIBRATION ANALYSIS	P	C262214GRB241	OXYGENATION TRAIN 2 MIXER 41	52	W
WWT-M-VIB-52WK-01	ANNUAL / SEMI-ANNUAL PREDICTIVE VIBRATION ANALYSIS	P	C262214GRB242	OXYGENATION TRAIN 2 MIXER 42	52	W
WWT-M-VIB-52WK-01	ANNUAL / SEMI-ANNUAL PREDICTIVE VIBRATION ANALYSIS	P	C262214GRB251	OXYGENATION TRAIN 2 MIXER 51	52	W
WWT-M-VIB-52WK-01	ANNUAL / SEMI-ANNUAL PREDICTIVE VIBRATION ANALYSIS	P	C262214GRB252	OXYGENATION TRAIN 2 MIXER 52	52	W
WWT-M-VIB-52WK-01	ANNUAL / SEMI-ANNUAL PREDICTIVE VIBRATION ANALYSIS	P	C262214GRB261	OXYGENATION TRAIN 2 MIXER 61	52	W
WWT-M-VIB-52WK-01	ANNUAL / SEMI-ANNUAL PREDICTIVE VIBRATION ANALYSIS	P	C262214GRB262	OXYGENATION TRAIN 2 MIXER 62	52	W
WWT-M-VIB-52WK-01	ANNUAL / SEMI-ANNUAL PREDICTIVE VIBRATION ANALYSIS	P	C262314GRB311	OXYGENATION TRAIN 3 MIXER 11	52	W
WWT-M-VIB-52WK-01	ANNUAL / SEMI-ANNUAL PREDICTIVE VIBRATION ANALYSIS	P	C262314GRB312	OXYGENATION TRAIN 3 MIXER 12	52	W
WWT-M-VIB-52WK-01	ANNUAL / SEMI-ANNUAL PREDICTIVE VIBRATION ANALYSIS	P	C262314GRB321	OXYGENATION TRAIN 3 MIXER 21	52	W
WWT-M-VIB-52WK-01	ANNUAL / SEMI-ANNUAL PREDICTIVE VIBRATION ANALYSIS	P	C262314GRB322	OXYGENATION TRAIN 3 MIXER 22	52	W
WWT-M-VIB-52WK-01	ANNUAL / SEMI-ANNUAL PREDICTIVE VIBRATION ANALYSIS	P	C262314GRB331	OXYGENATION TRAIN 3 MIXER 31	52	W

WWT-M-VIB-52WK-01	ANNUAL / SEMI-ANNUAL PREDICTIVE VIBRATION ANALYSIS	P	C262314GRB332	OXYGENATION TRAIN 3 MIXER 32	52	W
WWT-M-VIB-52WK-01	ANNUAL / SEMI-ANNUAL PREDICTIVE VIBRATION ANALYSIS	P	C262314GRB341	OXYGENATION TRAIN 3 MIXER 41	52	W
WWT-M-VIB-52WK-01	ANNUAL / SEMI-ANNUAL PREDICTIVE VIBRATION ANALYSIS	P	C262314GRB342	OXYGENATION TRAIN 3 MIXER 42	52	W
WWT-M-VIB-52WK-01	ANNUAL / SEMI-ANNUAL PREDICTIVE VIBRATION ANALYSIS	P	C262314GRB351	OXYGENATION TRAIN 3 MIXER 51	52	W
WWT-M-VIB-52WK-01	ANNUAL / SEMI-ANNUAL PREDICTIVE VIBRATION ANALYSIS	P	C262314GRB352	OXYGENATION TRAIN 3 MIXER 52	52	W
WWT-M-VIB-52WK-01	ANNUAL / SEMI-ANNUAL PREDICTIVE VIBRATION ANALYSIS	P	C262314GRB361	OXYGENATION TRAIN 3 MIXER 61	52	W
WWT-M-VIB-52WK-01	ANNUAL / SEMI-ANNUAL PREDICTIVE VIBRATION ANALYSIS	P	C262314GRB362	OXYGENATION TRAIN 3 MIXER 62	52	W
WWT-M-VIB-52WK-01	ANNUAL / SEMI-ANNUAL PREDICTIVE VIBRATION ANALYSIS	P	C262414GRB411	OXYGENATION TRAIN 4 MIXER 11	52	W
WWT-M-VIB-52WK-01	ANNUAL / SEMI-ANNUAL PREDICTIVE VIBRATION ANALYSIS	P	C262414GRB412	OXYGENATION TRAIN 4 MIXER 12	52	W
WWT-M-VIB-52WK-01	ANNUAL / SEMI-ANNUAL PREDICTIVE VIBRATION ANALYSIS	P	C262414GRB421	OXYGENATION TRAIN 4 MIXER 21	52	W
WWT-M-VIB-52WK-01	ANNUAL / SEMI-ANNUAL PREDICTIVE VIBRATION ANALYSIS	P	C262414GRB422	OXYGENATION TRAIN 4 MIXER 22	52	W
WWT-M-VIB-52WK-01	ANNUAL / SEMI-ANNUAL PREDICTIVE VIBRATION ANALYSIS	P	C262414GRB431	OXYGENATION TRAIN 4 MIXER 31	52	W
WWT-M-VIB-52WK-01	ANNUAL / SEMI-ANNUAL PREDICTIVE VIBRATION ANALYSIS	P	C262414GRB432	OXYGENATION TRAIN 4 MIXER 32	52	W
WWT-M-VIB-52WK-01	ANNUAL / SEMI-ANNUAL PREDICTIVE VIBRATION ANALYSIS	P	C262414GRB441	OXYGENATION TRAIN 4 MIXER 41	52	W

WWT-M-VIB-52WK-01	ANNUAL / SEMI-ANNUAL PREDICTIVE VIBRATION ANALYSIS	P	C262414GRB442	OXYGENATION TRAIN 4 MIXER 42	52	W
WWT-M-VIB-52WK-01	ANNUAL / SEMI-ANNUAL PREDICTIVE VIBRATION ANALYSIS	P	C262414GRB451	OXYGENATION TRAIN 4 MIXER 51	52	W
WWT-M-VIB-52WK-01	ANNUAL / SEMI-ANNUAL PREDICTIVE VIBRATION ANALYSIS	P	C262414GRB452	OXYGENATION TRAIN 4 MIXER 52	52	W
WWT-M-VIB-52WK-01	ANNUAL / SEMI-ANNUAL PREDICTIVE VIBRATION ANALYSIS	P	C262414GRB461	OXYGENATION TRAIN 4 MIXER 61	52	W
WWT-M-VIB-52WK-01	ANNUAL / SEMI-ANNUAL PREDICTIVE VIBRATION ANALYSIS	P	C262414GRB462	OXYGENATION TRAIN 4 MIXER 62	52	W
WWT-M-VIB-52WK-01	ANNUAL / SEMI-ANNUAL PREDICTIVE VIBRATION ANALYSIS	P	C267726MXR1	DIGESTER TANK 1 MIXER 1	52	W
WWT-M-VIB-52WK-01	ANNUAL / SEMI-ANNUAL PREDICTIVE VIBRATION ANALYSIS	P	C267726MXR2	DIGESTER TANK 1 MIXER 2	52	W
WWT-M-VIB-52WK-01	ANNUAL / SEMI-ANNUAL PREDICTIVE VIBRATION ANALYSIS	P	C267726MXR3	DIGESTER TANK 1 MIXER 3	52	W
WWT-M-VIB-52WK-01	ANNUAL / SEMI-ANNUAL PREDICTIVE VIBRATION ANALYSIS	P	C267926MXR1	DIGESTER TANK 3 MIXER 1	52	W
WWT-M-VIB-52WK-01	ANNUAL / SEMI-ANNUAL PREDICTIVE VIBRATION ANALYSIS	P	C267926MXR2	DIGESTER TANK 3 MIXER 2	52	W
WWT-M-VIB-52WK-01	ANNUAL / SEMI-ANNUAL PREDICTIVE VIBRATION ANALYSIS	P	C267926MXR3	DIGESTER TANK 3 MIXER 3	52	W
WWT-M-VIB-52WK-01	ANNUAL / SEMI-ANNUAL PREDICTIVE VIBRATION ANALYSIS	P	C268126MXR1	DIGESTER TANK 5 MIXER 1	52	W
WWT-M-VIB-52WK-01	ANNUAL / SEMI-ANNUAL PREDICTIVE VIBRATION ANALYSIS	P	C268126MXR2	DIGESTER TANK 5 MIXER 2	52	W
WWT-M-VIB-52WK-01	ANNUAL / SEMI-ANNUAL PREDICTIVE VIBRATION ANALYSIS	P	C268126MXR3	DIGESTER TANK 5 MIXER 3	52	W

WWT-M-VIB-52WK-01	ANNUAL / SEMI-ANNUAL PREDICTIVE VIBRATION ANALYSIS	P	C268226MXR1	DIGESTER TANK 6 MIXER 1	52	W
WWT-M-VIB-52WK-01	ANNUAL / SEMI-ANNUAL PREDICTIVE VIBRATION ANALYSIS	P	C268226MXR2	DIGESTER TANK 6 MIXER 2	52	W
WWT-M-VIB-52WK-01	ANNUAL / SEMI-ANNUAL PREDICTIVE VIBRATION ANALYSIS	P	C268226MXR3	DIGESTER TANK 6 MIXER 3	52	W
WWT-M-VIB-52WK-01	ANNUAL / SEMI-ANNUAL PREDICTIVE VIBRATION ANALYSIS	P	C268326MXR1	DIGESTER TANK 7 MIXER 1	52	W
WWT-M-VIB-52WK-01	ANNUAL / SEMI-ANNUAL PREDICTIVE VIBRATION ANALYSIS	P	C268326MXR2	DIGESTER TANK 7 MIXER 2	52	W
WWT-M-VIB-52WK-01	ANNUAL / SEMI-ANNUAL PREDICTIVE VIBRATION ANALYSIS	P	C268326MXR3	DIGESTER TANK 7 MIXER 3	52	W
WWT-M-VIB-52WK-01	ANNUAL / SEMI-ANNUAL PREDICTIVE VIBRATION ANALYSIS	P	N062114GRB31	OXYGENATION TRAIN 3 MIXER 1	52	W
WWT-M-VIB-52WK-01	ANNUAL / SEMI-ANNUAL PREDICTIVE VIBRATION ANALYSIS	P	N062114GRB32	OXYGENATION TRAIN 3 MIXER 2	52	W
WWT-M-VIB-52WK-01	ANNUAL / SEMI-ANNUAL PREDICTIVE VIBRATION ANALYSIS	P	N062114GRB33	OXYGENATION TRAIN 3 MIXER 3	52	W
WWT-M-VIB-52WK-01	ANNUAL / SEMI-ANNUAL PREDICTIVE VIBRATION ANALYSIS	P	N062114GRB34	OXYGENATION TRAIN 3 MIXER 4	52	W
WWT-M-VIB-52WK-01	ANNUAL / SEMI-ANNUAL PREDICTIVE VIBRATION ANALYSIS	P	N062214GRB41	OXYGENATION TRAIN 4 MIXER 1	52	W
WWT-M-VIB-52WK-01	ANNUAL / SEMI-ANNUAL PREDICTIVE VIBRATION ANALYSIS	P	N062214GRB42	OXYGENATION TRAIN 4 MIXER 2	52	W
WWT-M-VIB-52WK-01	ANNUAL / SEMI-ANNUAL PREDICTIVE VIBRATION ANALYSIS	P	N062214GRB43	OXYGENATION TRAIN 4 MIXER 3	52	W
WWT-M-VIB-52WK-01	ANNUAL / SEMI-ANNUAL PREDICTIVE VIBRATION ANALYSIS	P	N062214GRB44	OXYGENATION TRAIN 4 MIXER 4	52	W

WWT-M-VIB-52WK-01	ANNUAL / SEMI-ANNUAL PREDICTIVE VIBRATION ANALYSIS	P	N162114GRB11	OXYGENATION TRAIN 1 MIXER 1	52	W
WWT-M-VIB-52WK-01	ANNUAL / SEMI-ANNUAL PREDICTIVE VIBRATION ANALYSIS	P	N162114GRB12	OXYGENATION TRAIN 1 MIXER 2	52	W
WWT-M-VIB-52WK-01	ANNUAL / SEMI-ANNUAL PREDICTIVE VIBRATION ANALYSIS	P	N162114GRB13	OXYGENATION TRAIN 1 MIXER 3	52	W
WWT-M-VIB-52WK-01	ANNUAL / SEMI-ANNUAL PREDICTIVE VIBRATION ANALYSIS	P	N162114GRB14	OXYGENATION TRAIN 1 MIXER 4	52	W
WWT-M-VIB-52WK-01	ANNUAL / SEMI-ANNUAL PREDICTIVE VIBRATION ANALYSIS	P	N162214GRB21	OXYGENATION TRAIN 2 MIXER 1	52	W
WWT-M-VIB-52WK-01	ANNUAL / SEMI-ANNUAL PREDICTIVE VIBRATION ANALYSIS	P	N162214GRB22	OXYGENATION TRAIN 2 MIXER 2	52	W
WWT-M-VIB-52WK-01	ANNUAL / SEMI-ANNUAL PREDICTIVE VIBRATION ANALYSIS	P	N162214GRB23	OXYGENATION TRAIN 2 MIXER 3	52	W
WWT-M-VIB-52WK-01	ANNUAL / SEMI-ANNUAL PREDICTIVE VIBRATION ANALYSIS	P	N162214GRB24	OXYGENATION TRAIN 2 MIXER 4	52	W
WWT-M-VIB-52WK-01	ANNUAL / SEMI-ANNUAL PREDICTIVE VIBRATION ANALYSIS	P	N262114GRB51	OXYGENATION TRAIN 5 MIXER 1	52	W
WWT-M-VIB-52WK-01	ANNUAL / SEMI-ANNUAL PREDICTIVE VIBRATION ANALYSIS	P	N262114GRB52	OXYGENATION TRAIN 5 MIXER 2	52	W
WWT-M-VIB-52WK-01	ANNUAL / SEMI-ANNUAL PREDICTIVE VIBRATION ANALYSIS	P	N262114GRB53	OXYGENATION TRAIN 5 MIXER 3	52	W
WWT-M-VIB-52WK-01	ANNUAL / SEMI-ANNUAL PREDICTIVE VIBRATION ANALYSIS	P	N262114GRB54	OXYGENATION TRAIN 5 MIXER 4	52	W
WWT-M-VIB-52WK-01	ANNUAL / SEMI-ANNUAL PREDICTIVE VIBRATION ANALYSIS	P	N262214GRB61	OXYGENATION TRAIN 6 MIXER 1	52	W
WWT-M-VIB-52WK-01	ANNUAL / SEMI-ANNUAL PREDICTIVE VIBRATION ANALYSIS	P	N262214GRB62	OXYGENATION TRAIN 6 MIXER 2	52	W



WWT-M-VIB-52WK-01	ANNUAL / SEMI-ANNUAL PREDICTIVE VIBRATION ANALYSIS	P	N262214GRB63	OXYGENATION TRAIN 6 MIXER 3	52	W
WWT-M-VIB-52WK-01	ANNUAL / SEMI-ANNUAL PREDICTIVE VIBRATION ANALYSIS	P	N262214GRB64	OXYGENATION TRAIN 6 MIXER 4	52	W
WWT-M-VIB-52WK-01	ANNUAL / SEMI-ANNUAL PREDICTIVE VIBRATION ANALYSIS	P	S028095GRBBWETM21	NORTH FILTERS BACKWASH WASTE EQUAL TANK 2 MIXER 1 GEARBOX (6903-N)	52	W
WWT-M-VIB-52WK-01	ANNUAL / SEMI-ANNUAL PREDICTIVE VIBRATION ANALYSIS	P	S028095GRBBWETM22	NORTH FILTER BACKWASH WASTE EQUAL TANK 2 MIXER 2 GEARBOX (6904-S)	52	W
WWT-M-VIB-52WK-01	ANNUAL / SEMI-ANNUAL PREDICTIVE VIBRATION ANALYSIS	P	S028242MXR01	SOUTH FLOCCULATION MIXER 01 GEARBOX (6701)	52	W
WWT-M-VIB-52WK-01	ANNUAL / SEMI-ANNUAL PREDICTIVE VIBRATION ANALYSIS	P	S028242MXR02	SOUTH FLOCCULATION MIXER 02 GEARBOX (6702)	52	W
WWT-M-VIB-52WK-01	ANNUAL / SEMI-ANNUAL PREDICTIVE VIBRATION ANALYSIS	P	S028242MXR03	SOUTH FLOCCULATION MIXER 03 GEARBOX (6703)	52	W
WWT-M-VIB-52WK-01	ANNUAL / SEMI-ANNUAL PREDICTIVE VIBRATION ANALYSIS	P	S028242MXR04	SOUTH FLOCCULATION MIXER 04 GEARBOX (6704)	52	W
WWT-M-VIB-52WK-01	ANNUAL / SEMI-ANNUAL PREDICTIVE VIBRATION ANALYSIS	P	S028242MXR05	SOUTH FLOCCULATION MIXER 05 GEARBOX (6705)	52	W
WWT-M-VIB-52WK-01	ANNUAL / SEMI-ANNUAL PREDICTIVE VIBRATION ANALYSIS	P	S028242MXR06	SOUTH FLOCCULATION MIXER 06 GEARBOX (6706)	52	W
WWT-M-VIB-52WK-01	ANNUAL / SEMI-ANNUAL PREDICTIVE VIBRATION ANALYSIS	P	S028242MXR07	SOUTH FLOCCULATION MIXER 07 GEARBOX (6707)	52	W
WWT-M-VIB-52WK-01	ANNUAL / SEMI-ANNUAL PREDICTIVE VIBRATION ANALYSIS	P	S028242MXR08	SOUTH FLOCCULATION MIXER 08 GEARBOX (6708)	52	W
WWT-M-VIB-52WK-01	ANNUAL / SEMI-ANNUAL PREDICTIVE VIBRATION ANALYSIS	P	S028242MXR09	SOUTH FLOCCULATION MIXER 09 GEARBOX (6709)	52	W
WWT-M-VIB-52WK-01	ANNUAL / SEMI-ANNUAL PREDICTIVE VIBRATION ANALYSIS	P	S028242MXR10	SOUTH FLOCCULATION MIXER 10 GEARBOX (6710)	52	W

WWT-M-VIB-52WK-01	ANNUAL / SEMI-ANNUAL PREDICTIVE VIBRATION ANALYSIS	P	S028242MXR11	SOUTH FLOCCULATION MIXER 11 GEARBOX (6711)	52	W
WWT-M-VIB-52WK-01	ANNUAL / SEMI-ANNUAL PREDICTIVE VIBRATION ANALYSIS	P	S028295GRBBWETM11	SOUTH FILTERS BACKWASH WASTE EQUAL TANK 1 MIXER 1 GEARBOX (6901-N)	52	W
WWT-M-VIB-52WK-01	ANNUAL / SEMI-ANNUAL PREDICTIVE VIBRATION ANALYSIS	P	S028295GRBBWETM12	SOUTH FILTERS BACKWASH WASTE EQUAL TANK 1 MIXER 2 GEARBOX (6905-S)	52	W
WWT-M-VIB-52WK-01	ANNUAL / SEMI-ANNUAL PREDICTIVE VIBRATION ANALYSIS	P	S028295GRBBWETM31	SOUTH FILTERS BACKWASH WASTE EQUAL TANK 3 MIXER 1 GEARBOX (N)	52	W
WWT-M-VIB-52WK-01	ANNUAL / SEMI-ANNUAL PREDICTIVE VIBRATION ANALYSIS	P	S028295GRBBWETM32	SOUTH FILTERS BACKWASH WASTE EQUAL TANK 3 MIXER 2 GEARBOX(6906-S)	52	W
WWT-M-VIB-52WK-01	ANNUAL / SEMI-ANNUAL PREDICTIVE VIBRATION ANALYSIS	P	S062114GRB111	OXYGENATION TRAIN 1 MIXER 11	52	W
WWT-M-VIB-52WK-01	ANNUAL / SEMI-ANNUAL PREDICTIVE VIBRATION ANALYSIS	P	S062114GRB112	OXYGENATION TRAIN 1 MIXER 12	52	W
WWT-M-VIB-52WK-01	ANNUAL / SEMI-ANNUAL PREDICTIVE VIBRATION ANALYSIS	P	S062114GRB121	OXYGENATION TRAIN 1 MIXER 21	52	W
WWT-M-VIB-52WK-01	ANNUAL / SEMI-ANNUAL PREDICTIVE VIBRATION ANALYSIS	P	S062114GRB122	OXYGENATION TRAIN 1 MIXER 22	52	W
WWT-M-VIB-52WK-01	ANNUAL / SEMI-ANNUAL PREDICTIVE VIBRATION ANALYSIS	P	S062114GRB131	OXYGENATION TRAIN 1 MIXER 31	52	W
WWT-M-VIB-52WK-01	ANNUAL / SEMI-ANNUAL PREDICTIVE VIBRATION ANALYSIS	P	S062114GRB132	OXYGENATION TRAIN 1 MIXER 32	52	W
WWT-M-VIB-52WK-01	ANNUAL / SEMI-ANNUAL PREDICTIVE VIBRATION ANALYSIS	P	S062114GRB141	OXYGENATION TRAIN 1 MIXER 41	52	W
WWT-M-VIB-52WK-01	ANNUAL / SEMI-ANNUAL PREDICTIVE VIBRATION ANALYSIS	P	S062114GRB142	OXYGENATION TRAIN 1 MIXER 42	52	W
WWT-M-VIB-52WK-01	ANNUAL / SEMI-ANNUAL PREDICTIVE VIBRATION ANALYSIS	P	S062114GRB151	OXYGENATION TRAIN 1 MIXER 51	52	W

WWT-M-VIB-52WK-01	ANNUAL / SEMI-ANNUAL PREDICTIVE VIBRATION ANALYSIS	P	S062114GRB152	OXYGENATION TRAIN 1 MIXER 52	52	W
WWT-M-VIB-52WK-01	ANNUAL / SEMI-ANNUAL PREDICTIVE VIBRATION ANALYSIS	P	S062114GRB161	OXYGENATION TRAIN 1 MIXER 61	52	W
WWT-M-VIB-52WK-01	ANNUAL / SEMI-ANNUAL PREDICTIVE VIBRATION ANALYSIS	P	S062114GRB162	OXYGENATION TRAIN 1 MIXER 62	52	W
WWT-M-VIB-52WK-01	ANNUAL / SEMI-ANNUAL PREDICTIVE VIBRATION ANALYSIS	P	S062214GRB211	OXYGENATION TRAIN 2 MIXER 11	52	W
WWT-M-VIB-52WK-01	ANNUAL / SEMI-ANNUAL PREDICTIVE VIBRATION ANALYSIS	P	S062214GRB212	OXYGENATION TRAIN 2 MIXER 12	52	W
WWT-M-VIB-52WK-01	ANNUAL / SEMI-ANNUAL PREDICTIVE VIBRATION ANALYSIS	P	S062214GRB221	OXYGENATION TRAIN 2 MIXER 21	52	W
WWT-M-VIB-52WK-01	ANNUAL / SEMI-ANNUAL PREDICTIVE VIBRATION ANALYSIS	P	S062214GRB222	OXYGENATION TRAIN 2 MIXER 22	52	W
WWT-M-VIB-52WK-01	ANNUAL / SEMI-ANNUAL PREDICTIVE VIBRATION ANALYSIS	P	S062214GRB231	OXYGENATION TRAIN 2 MIXER 31	52	W
WWT-M-VIB-52WK-01	ANNUAL / SEMI-ANNUAL PREDICTIVE VIBRATION ANALYSIS	P	S062214GRB232	OXYGENATION TRAIN 2 MIXER 32	52	W
WWT-M-VIB-52WK-01	ANNUAL / SEMI-ANNUAL PREDICTIVE VIBRATION ANALYSIS	P	S062214GRB241	OXYGENATION TRAIN 2 MIXER 41	52	W
WWT-M-VIB-52WK-01	ANNUAL / SEMI-ANNUAL PREDICTIVE VIBRATION ANALYSIS	P	S062214GRB242	OXYGENATION TRAIN 2 MIXER 42	52	W
WWT-M-VIB-52WK-01	ANNUAL / SEMI-ANNUAL PREDICTIVE VIBRATION ANALYSIS	P	S062214GRB251	OXYGENATION TRAIN 2 MIXER 51	52	W
WWT-M-VIB-52WK-01	ANNUAL / SEMI-ANNUAL PREDICTIVE VIBRATION ANALYSIS	P	S062214GRB252	OXYGENATION TRAIN 2 MIXER 52	52	W
WWT-M-VIB-52WK-01	ANNUAL / SEMI-ANNUAL PREDICTIVE VIBRATION ANALYSIS	P	S062214GRB261	OXYGENATION TRAIN 2 MIXER 61	52	W

WWT-M-VIB-52WK-01	ANNUAL / SEMI-ANNUAL PREDICTIVE VIBRATION ANALYSIS	P	S062214GRB262	OXYGENATION TRAIN 2 MIXER 62	52	W
WWT-M-VIB-52WK-01	ANNUAL / SEMI-ANNUAL PREDICTIVE VIBRATION ANALYSIS	P	S062314GRB311	OXYGENATION TRAIN 3 MIXER 11	52	W
WWT-M-VIB-52WK-01	ANNUAL / SEMI-ANNUAL PREDICTIVE VIBRATION ANALYSIS	P	S062314GRB312	OXYGENATION TRAIN 3 MIXER 12	52	W
WWT-M-VIB-52WK-01	ANNUAL / SEMI-ANNUAL PREDICTIVE VIBRATION ANALYSIS	P	S062314GRB321	OXYGENATION TRAIN 3 MIXER 21	52	W
WWT-M-VIB-52WK-01	ANNUAL / SEMI-ANNUAL PREDICTIVE VIBRATION ANALYSIS	P	S062314GRB322	OXYGENATION TRAIN 3 MIXER 22	52	W
WWT-M-VIB-52WK-01	ANNUAL / SEMI-ANNUAL PREDICTIVE VIBRATION ANALYSIS	P	S062314GRB331	OXYGENATION TRAIN 3 MIXER 31	52	W
WWT-M-VIB-52WK-01	ANNUAL / SEMI-ANNUAL PREDICTIVE VIBRATION ANALYSIS	P	S062314GRB332	OXYGENATION TRAIN 3 MIXER 32	52	W
WWT-M-VIB-52WK-01	ANNUAL / SEMI-ANNUAL PREDICTIVE VIBRATION ANALYSIS	P	S062314GRB341	OXYGENATION TRAIN 3 MIXER 41	52	W
WWT-M-VIB-52WK-01	ANNUAL / SEMI-ANNUAL PREDICTIVE VIBRATION ANALYSIS	P	S062314GRB342	OXYGENATION TRAIN 3 MIXER 42	52	W
WWT-M-VIB-52WK-01	ANNUAL / SEMI-ANNUAL PREDICTIVE VIBRATION ANALYSIS	P	S062314GRB351	OXYGENATION TRAIN 3 MIXER 51	52	W
WWT-M-VIB-52WK-01	ANNUAL / SEMI-ANNUAL PREDICTIVE VIBRATION ANALYSIS	P	S062314GRB352	OXYGENATION TRAIN 3 MIXER 52	52	W
WWT-M-VIB-52WK-01	ANNUAL / SEMI-ANNUAL PREDICTIVE VIBRATION ANALYSIS	P	S062314GRB361	OXYGENATION TRAIN 3 MIXER 61	52	W
WWT-M-VIB-52WK-01	ANNUAL / SEMI-ANNUAL PREDICTIVE VIBRATION ANALYSIS	P	S062314GRB362	OXYGENATION TRAIN 3 MIXER 62	52	W
WWT-M-VIB-52WK-01	ANNUAL / SEMI-ANNUAL PREDICTIVE VIBRATION ANALYSIS	P	S062414GRB411	OXYGENATION TRAIN 4 MIXER 11	52	W

WWT-M-VIB-52WK-01	ANNUAL / SEMI-ANNUAL PREDICTIVE VIBRATION ANALYSIS	P	S062414GRB412	OXYGENATION TRAIN 4 MIXER 12	52	W
WWT-M-VIB-52WK-01	ANNUAL / SEMI-ANNUAL PREDICTIVE VIBRATION ANALYSIS	P	S062414GRB421	OXYGENATION TRAIN 4 MIXER 21	52	W
WWT-M-VIB-52WK-01	ANNUAL / SEMI-ANNUAL PREDICTIVE VIBRATION ANALYSIS	P	S062414GRB422	OXYGENATION TRAIN 4 MIXER 22	52	W
WWT-M-VIB-52WK-01	ANNUAL / SEMI-ANNUAL PREDICTIVE VIBRATION ANALYSIS	P	S062414GRB431	OXYGENATION TRAIN 4 MIXER 31	52	W
WWT-M-VIB-52WK-01	ANNUAL / SEMI-ANNUAL PREDICTIVE VIBRATION ANALYSIS	P	S062414GRB432	OXYGENATION TRAIN 4 MIXER 32	52	W
WWT-M-VIB-52WK-01	ANNUAL / SEMI-ANNUAL PREDICTIVE VIBRATION ANALYSIS	P	S062414GRB441	OXYGENATION TRAIN 4 MIXER 41	52	W
WWT-M-VIB-52WK-01	ANNUAL / SEMI-ANNUAL PREDICTIVE VIBRATION ANALYSIS	P	S062414GRB442	OXYGENATION TRAIN 4 MIXER 42	52	W
WWT-M-VIB-52WK-01	ANNUAL / SEMI-ANNUAL PREDICTIVE VIBRATION ANALYSIS	P	S062414GRB451	OXYGENATION TRAIN 4 MIXER 51	52	W
WWT-M-VIB-52WK-01	ANNUAL / SEMI-ANNUAL PREDICTIVE VIBRATION ANALYSIS	P	S062414GRB452	OXYGENATION TRAIN 4 MIXER 52	52	W
WWT-M-VIB-52WK-01	ANNUAL / SEMI-ANNUAL PREDICTIVE VIBRATION ANALYSIS	P	S062414GRB461	OXYGENATION TRAIN 4 MIXER 61	52	W
WWT-M-VIB-52WK-01	ANNUAL / SEMI-ANNUAL PREDICTIVE VIBRATION ANALYSIS	P	S062414GRB462	OXYGENATION TRAIN 4 MIXER 62	52	W
WWT-M-VIB-52WK-01	ANNUAL / SEMI-ANNUAL PREDICTIVE VIBRATION ANALYSIS	P	S062514GRB511	OXYGENATION TRAIN 5 MIXER 11	52	W
WWT-M-VIB-52WK-01	ANNUAL / SEMI-ANNUAL PREDICTIVE VIBRATION ANALYSIS	P	S062514GRB512	OXYGENATION TRAIN 5 MIXER 12	52	W
WWT-M-VIB-52WK-01	ANNUAL / SEMI-ANNUAL PREDICTIVE VIBRATION ANALYSIS	P	S062514GRB521	OXYGENATION TRAIN 5 MIXER 21	52	W

WWT-M-VIB-52WK-01	ANNUAL / SEMI-ANNUAL PREDICTIVE VIBRATION ANALYSIS	P	S062514GRB522	OXYGENATION TRAIN 5 MIXER 22	52	W
WWT-M-VIB-52WK-01	ANNUAL / SEMI-ANNUAL PREDICTIVE VIBRATION ANALYSIS	P	S062514GRB531	OXYGENATION TRAIN 5 MIXER 31	52	W
WWT-M-VIB-52WK-01	ANNUAL / SEMI-ANNUAL PREDICTIVE VIBRATION ANALYSIS	P	S062514GRB532	OXYGENATION TRAIN 5 MIXER 32	52	W
WWT-M-VIB-52WK-01	ANNUAL / SEMI-ANNUAL PREDICTIVE VIBRATION ANALYSIS	P	S062514GRB541	OXYGENATION TRAIN 5 MIXER 41	52	W
WWT-M-VIB-52WK-01	ANNUAL / SEMI-ANNUAL PREDICTIVE VIBRATION ANALYSIS	P	S062514GRB542	OXYGENATION TRAIN 5 MIXER 42	52	W
WWT-M-VIB-52WK-01	ANNUAL / SEMI-ANNUAL PREDICTIVE VIBRATION ANALYSIS	P	S062514GRB551	OXYGENATION TRAIN 5 MIXER 51	52	W
WWT-M-VIB-52WK-01	ANNUAL / SEMI-ANNUAL PREDICTIVE VIBRATION ANALYSIS	P	S062514GRB552	OXYGENATION TRAIN 5 MIXER 52	52	W
WWT-M-VIB-52WK-01	ANNUAL / SEMI-ANNUAL PREDICTIVE VIBRATION ANALYSIS	P	S062514GRB561	OXYGENATION TRAIN 5 MIXER 61	52	W
WWT-M-VIB-52WK-01	ANNUAL / SEMI-ANNUAL PREDICTIVE VIBRATION ANALYSIS	P	S062514GRB562	OXYGENATION TRAIN 5 MIXER 62	52	W
WWT-M-VIB-52WK-01	ANNUAL / SEMI-ANNUAL PREDICTIVE VIBRATION ANALYSIS	P	S062614GRB611	OXYGENATION TRAIN 6 MIXER 11	52	W
WWT-M-VIB-52WK-01	ANNUAL / SEMI-ANNUAL PREDICTIVE VIBRATION ANALYSIS	P	S062614GRB612	OXYGENATION TRAIN 6 MIXER 12	52	W
WWT-M-VIB-52WK-01	ANNUAL / SEMI-ANNUAL PREDICTIVE VIBRATION ANALYSIS	P	S062614GRB621	OXYGENATION TRAIN 6 MIXER 21	52	W
WWT-M-VIB-52WK-01	ANNUAL / SEMI-ANNUAL PREDICTIVE VIBRATION ANALYSIS	P	S062614GRB622	OXYGENATION TRAIN 6 MIXER 22	52	W
WWT-M-VIB-52WK-01	ANNUAL / SEMI-ANNUAL PREDICTIVE VIBRATION ANALYSIS	P	S062614GRB631	OXYGENATION TRAIN 6 MIXER 31	52	W

WWT-M-VIB-52WK-01	ANNUAL / SEMI-ANNUAL PREDICTIVE VIBRATION ANALYSIS	P	S062614GRB632	OXYGENATION TRAIN 6 MIXER 32	52	W
WWT-M-VIB-52WK-01	ANNUAL / SEMI-ANNUAL PREDICTIVE VIBRATION ANALYSIS	P	S062614GRB641	OXYGENATION TRAIN 6 MIXER 41	52	W
WWT-M-VIB-52WK-01	ANNUAL / SEMI-ANNUAL PREDICTIVE VIBRATION ANALYSIS	P	S062614GRB642	OXYGENATION TRAIN 6 MIXER 42	52	W
WWT-M-VIB-52WK-01	ANNUAL / SEMI-ANNUAL PREDICTIVE VIBRATION ANALYSIS	P	S062614GRB651	OXYGENATION TRAIN 6 MIXER 51	52	W
WWT-M-VIB-52WK-01	ANNUAL / SEMI-ANNUAL PREDICTIVE VIBRATION ANALYSIS	P	S062614GRB652	OXYGENATION TRAIN 6 MIXER 52	52	W
WWT-M-VIB-52WK-01	ANNUAL / SEMI-ANNUAL PREDICTIVE VIBRATION ANALYSIS	P	S062614GRB661	OXYGENATION TRAIN 6 MIXER 61	52	W
WWT-M-VIB-52WK-01	ANNUAL / SEMI-ANNUAL PREDICTIVE VIBRATION ANALYSIS	P	S062614GRB662	OXYGENATION TRAIN 6 MIXER 62	52	W
WWT-M-VIB-52WK-01	ANNUAL / SEMI-ANNUAL PREDICTIVE VIBRATION ANALYSIS	P	S062714GRB711	OXYGENATION TRAIN 7 MIXER STAGE 1-#1	52	W
WWT-M-VIB-52WK-01	ANNUAL / SEMI-ANNUAL PREDICTIVE VIBRATION ANALYSIS	P	S062714GRB712	OXYGENATION TRAIN 7 MIXER STAGE 1-#2	52	W
WWT-M-VIB-52WK-01	ANNUAL / SEMI-ANNUAL PREDICTIVE VIBRATION ANALYSIS	P	S062714GRB721	OXYGENATION TRAIN 7 MIXER STAGE 2-#1	52	W
WWT-M-VIB-52WK-01	ANNUAL / SEMI-ANNUAL PREDICTIVE VIBRATION ANALYSIS	P	S062714GRB722	OXYGENATION TRAIN 7 MIXER STAGE 2-#2	52	W
WWT-M-VIB-52WK-01	ANNUAL / SEMI-ANNUAL PREDICTIVE VIBRATION ANALYSIS	P	S062714GRB731	OXYGENATION TRAIN 7 MIXER STAGE 3-#1	52	W
WWT-M-VIB-52WK-01	ANNUAL / SEMI-ANNUAL PREDICTIVE VIBRATION ANALYSIS	P	S062714GRB732	OXYGENATION TRAIN 7 MIXER STAGE 3-#2	52	W
WWT-M-VIB-52WK-01	ANNUAL / SEMI-ANNUAL PREDICTIVE VIBRATION ANALYSIS	P	S062714GRB741	OXYGENATION TRAIN 7 MIXER STAGE 4-#1	52	W

WWT-M-VIB-52WK-01	ANNUAL / SEMI-ANNUAL PREDICTIVE VIBRATION ANALYSIS	P	S062714GRB751	OXYGENATION TRAIN 7 MIXER STAGE 5-#1	52	W
WWT-M-VIB-52WK-01	ANNUAL / SEMI-ANNUAL PREDICTIVE VIBRATION ANALYSIS	P	S062714GRB752	OXYGENATION TRAIN 7 MIXER STAGE 5-#2	52	W
WWT-M-VIB-52WK-01	ANNUAL / SEMI-ANNUAL PREDICTIVE VIBRATION ANALYSIS	P	S062714GRB761	OXYGENATION TRAIN 7 MIXER STAGE 6-#1	52	W
WWT-M-VIB-52WK-01	ANNUAL / SEMI-ANNUAL PREDICTIVE VIBRATION ANALYSIS	P	S062714GRB762	OXYGENATION TRAIN 7 MIXER STAGE 6-#2	52	W
WWT-M-VIB-52WK-01	ANNUAL / SEMI-ANNUAL PREDICTIVE VIBRATION ANALYSIS	P	S068726MXR1	DIGESTER TANK 9 MIXER 1	52	W
WWT-M-VIB-52WK-01	ANNUAL / SEMI-ANNUAL PREDICTIVE VIBRATION ANALYSIS	P	S068726MXR2	DIGESTER TANK 9 MIXER 2	52	W
WWT-M-VIB-52WK-01	ANNUAL / SEMI-ANNUAL PREDICTIVE VIBRATION ANALYSIS	P	S068726MXR3	DIGESTER TANK 9 MIXER 3	52	W
WWT-M-VIB-52WK-01	ANNUAL / SEMI-ANNUAL PREDICTIVE VIBRATION ANALYSIS	P	S068926MXR1	DIGESTER TANK 11 MIXER 1	52	W
WWT-M-VIB-52WK-01	ANNUAL / SEMI-ANNUAL PREDICTIVE VIBRATION ANALYSIS	P	S068926MXR2	DIGESTER TANK 11 MIXER 2	52	W
WWT-M-VIB-52WK-01	ANNUAL / SEMI-ANNUAL PREDICTIVE VIBRATION ANALYSIS	P	S068926MXR3	DIGESTER TANK 11 MIXER 3	52	W
WWT-M-VLVPR-52WK-02	ANNUAL PRESSURE RELIEF VALVE CONTRACT CALIBRATION	P	C270833VLV11	GAS SPHERE 1 PRESSURE RELIEF VALVE 1	52	W
WWT-M-VLVPR-52WK-02	ANNUAL PRESSURE RELIEF VALVE CONTRACT CALIBRATION	P	C270833VLV12	GAS SPHERE 1 PRESSURE RELIEF VALVE 2	52	W
WWT-M-VLVPR-52WK-02	ANNUAL PRESSURE RELIEF VALVE CONTRACT CALIBRATION	P	C270833VLV21	GAS SPHERE 2 PRESSURE RELIEF VALVE 1	52	W
WWT-M-VLVPR-52WK-02	ANNUAL PRESSURE RELIEF VALVE CONTRACT CALIBRATION	P	C270833VLV22	GAS SPHERE 2 PRESSURE RELIEF VALVE 2	52	W
WWT-M-ELVB-104WK-01	BIANNUAL BUCKET ELEVATOR PM	P	C160104ELVN	GRIT COLLECTOR NORTH	104	W



WWT-M-ELVB-104WK-01	BIANNUAL BUCKET ELEVATOR PM	P	C160104ELVS	GRIT COLLECTOR SOUTH	104	W
WWT-M-ELVB-104WK-01	BIANNUAL BUCKET ELEVATOR PM	P	C260104ELVN	GRIT COLLECTOR NORTH	104	W
WWT-M-ELVB-104WK-01	BIANNUAL BUCKET ELEVATOR PM	P	C260104ELVS	GRIT COLLECTOR SOUTH	104	W
WWT-M-VLVPR-156WK-01	3 YEAR PRESSURE RELIEF VALVE OSHA CERTIFICATION	P	C270833VLV11	GAS SPHERE 1 PRESSURE RELIEF VALVE 1	156	W
WWT-M-VLVPR-156WK-01	3 YEAR PRESSURE RELIEF VALVE OSHA CERTIFICATION	P	C270833VLV12	GAS SPHERE 1 PRESSURE RELIEF VALVE 2	156	W
WWT-M-VLVPR-156WK-01	3 YEAR PRESSURE RELIEF VALVE OSHA CERTIFICATION	P	C270833VLV21	GAS SPHERE 2 PRESSURE RELIEF VALVE 1	156	W
WWT-M-VLVPR-156WK-01	3 YEAR PRESSURE RELIEF VALVE OSHA CERTIFICATION	P	C270833VLV22	GAS SPHERE 2 PRESSURE RELIEF VALVE 2	156	W
WWT-M-VLVPR-156WK-01	3 YEAR PRESSURE RELIEF VALVE OSHA CERTIFICATION	P	S070833VLV138	GAS SPHERE 2 PRESSURE RELIEF VALVE CG-138 (EAST)	156	W
WWT-M-VLVPR-156WK-01	3 YEAR PRESSURE RELIEF VALVE OSHA CERTIFICATION	P	S070833VLV140	GAS SPHERE 2 PRESSURE RELIEF VALVE CG-140 (WEST)	156	W
WWT-M-VLVPR-156WK-01	3 YEAR PRESSURE RELIEF VALVE OSHA CERTIFICATION	P	S070833VLV145	GAS SPHERE 1 PRESSURE RELIEF VALVE CG-145 (EAST)	156	W
WWT-M-VLVPR-156WK-01	3 YEAR PRESSURE RELIEF VALVE OSHA CERTIFICATION	P	S070833VLV147	GAS SPHERE 1 PRESSURE RELIEF VALVE CG-147 (WEST)	156	W
WWT-M-CLR-260WK-01	5 YR CLARIFIER OVERHAUL	P	N063115CLR3	PRIMARY CLARIFIER 3	260	W
WWT-M-CLR-260WK-01	5 YR CLARIFIER OVERHAUL	P	N063215CLR4	PRIMARY CLARIFIER 4	260	W
WWT-M-CLR-260WK-01	5 YR CLARIFIER OVERHAUL	P	N064115CLR1	SECONDARY CLARIFIER 1	260	W
WWT-M-CLR-260WK-01	5 YR CLARIFIER OVERHAUL	P	N064215CLR2	SECONDARY CLARIFIER 2	260	W
WWT-M-CLR-260WK-01	5 YR CLARIFIER OVERHAUL	P	N064315CLR3	SECONDARY CLARIFIER 3	260	W
WWT-M-CLR-260WK-01	5 YR CLARIFIER OVERHAUL	P	N064415CLR4	SECONDARY CLARIFIER 4	260	W

WWT-M-CLR-260WK-01	5 YR CLARIFIER OVERHAUL	P	N163115CLR1	PRIMARY CLARIFIER 1	260	W
WWT-M-CLR-260WK-01	5 YR CLARIFIER OVERHAUL	P	N163215CLR2	PRIMARY CLARIFIER 2	260	W
WWT-M-CLR-260WK-01	5 YR CLARIFIER OVERHAUL	P	N164115CLR9	SECONDARY CLARIFIER 9	260	W
WWT-M-CLR-260WK-01	5 YR CLARIFIER OVERHAUL	P	N164215CLR10	SECONDARY CLARIFIER 10	260	W
WWT-M-CLR-260WK-01	5 YR CLARIFIER OVERHAUL	P	N164315CLR11	SECONDARY CLARIFIER 11	260	W
WWT-M-CLR-260WK-01	5 YR CLARIFIER OVERHAUL	P	N164415CLR12	SECONDARY CLARIFIER 12	260	W
WWT-M-CLR-260WK-01	5 YR CLARIFIER OVERHAUL	P	N263115CLR5	PRIMARY CLARIFIER 5	260	W
WWT-M-CLR-260WK-01	5 YR CLARIFIER OVERHAUL	P	N263215CLR6	PRIMARY CLARIFIER 6	260	W
WWT-M-CLR-260WK-01	5 YR CLARIFIER OVERHAUL	P	N264515CLR5	SECONDARY CLARIFIER 5	260	W
WWT-M-CLR-260WK-01	5 YR CLARIFIER OVERHAUL	P	N264615CLR6	SECONDARY CLARIFIER 6	260	W
WWT-M-CLR-260WK-01	5 YR CLARIFIER OVERHAUL	P	N264715CLR7	SECONDARY CLARIFIER 7	260	W
WWT-M-CLR-260WK-01	5 YR CLARIFIER OVERHAUL	P	N264815CLR8	SECONDARY CLARIFIER 8	260	W
WWT-M-CLR-260WK-01	5 YR CLARIFIER OVERHAUL	P	S064115CLR01	SECONDARY CLARIFIER 1	260	W
WWT-M-CLR-260WK-01	5 YR CLARIFIER OVERHAUL	P	S064215CLR02	SECONDARY CLARIFIER 2	260	W
WWT-M-CLR-260WK-01	5 YR CLARIFIER OVERHAUL	P	S064315CLR03	SECONDARY CLARIFIER 3	260	W
WWT-M-CLR-260WK-01	5 YR CLARIFIER OVERHAUL	P	S064415CLR04	SECONDARY CLARIFIER 4	260	W
WWT-M-CLR-260WK-01	5 YR CLARIFIER OVERHAUL	P	S064515CLR05	SECONDARY CLARIFIER 5	260	W

WWT-M-CLR-260WK-01	5 YR CLARIFIER OVERHAUL	P	S064615CLR06	SECONDARY CLARIFIER 6	260	W
WWT-M-CLR-260WK-01	5 YR CLARIFIER OVERHAUL	P	S064715CLR07	SECONDARY CLARIFIER 7	260	W
WWT-M-CLR-260WK-01	5 YR CLARIFIER OVERHAUL	P	S064815CLR08	SECONDARY CLARIFIER 8	260	W
WWT-M-CLR-260WK-01	5 YR CLARIFIER OVERHAUL	P	S065415CLR9	SECONDARY CLARIFIER 9	260	W
WWT-M-CLR-260WK-01	5 YR CLARIFIER OVERHAUL	P	S065515CLR10	SECONDARY CLARIFIER 10	260	W
WWT-M-CLR-260WK-01	5 YR CLARIFIER OVERHAUL	P	S066122CLR	SLUDGE CONCENTRATION TANK 1	260	W
WWT-M-CLR-260WK-01	5 YR CLARIFIER OVERHAUL	P	S066222CLR	SLUDGE CONCENTRATION TANK 2	260	W
WWT-M-CLR-260WK-01	5 YR CLARIFIER OVERHAUL	P	S066322CLR	SLUDGE CONCENTRATION TANK 3	260	W
WWT-M-CLR-260WK-01	5 YR CLARIFIER OVERHAUL	P	S066422CLR	SLUDGE CONCENTRATION TANK 4	260	W
WWT-M-CMPRS-1WK-01	WEEKLY ROTARY SCREW COMPESSOR	S	SWWT-S0005	MAINTENANCE BUILDING, SOUTH WASTE WATER TREATMENT	1	W
WWT-M-PMPP-1WK-01	WEEKLY PLUNGER PUMP PM	S	CWWT-C0717	SLUDGE STORAGE BUILDING 2, CENTRAL WASTE WATER TREATMENT	1	W
WWT-M-PMPP-1WK-01	WEEKLY PLUNGER PUMP PM	S	CWWT-C0774	SUB-STATION 09, CENTRAL WASTE WATER TREATMENT	1	W
WWT-M-PMPP-1WK-01	WEEKLY PLUNGER PUMP PM	S	PS0002-CP002	NINTH STREET SEWER PUMP STATION 2	1	W
WWT-M-CNVMS-2WK-01	BIWEEKLY CONVEYOR MECHANICAL SCREEN PM	S	NWWT-N0755	SCREEN CHAMBER, NORTH WASTE WATER TREATMENT	2	W
WWT-M-ELVR-2WK	BIWEEKLY BARSCREEN PRETREAT PM	S	PS0001-CP001	FOURTH STREET SEWER PUMP STATION 1	2	W
WWT-M-ELVR-2WK	BIWEEKLY BARSCREEN PRETREAT PM	S	PS0002-CP002	NINTH STREET SEWER PUMP STATION 2	2	W
WWT-M-ELVR-2WK	BIWEEKLY BARSCREEN PRETREAT PM	S	SWWT-S0601	GRIT BUILDING 1, SOUTH WASTE WATER TREATMENT	2	W
WWT-M-ELVR-2WK	BIWEEKLY BARSCREEN PRETREAT PM	S	SWWT-S0602	GRIT BUILDING 2, SOUTH WASTE WATER TREATMENT	2	W
WWT-M-INJC-2WK-01	BIWEEKLY CHLORINE INJECTOR PM	S	CWWT-C1740	CHLORINE BUILDING 1, CENTRAL WASTE WATER TREATMENT	2	W

WWT-M-INJC-2WK-01	BIWEEKLY CHLORINE INJECTOR PM	S	CWWT-C2740	CHLORINE BUILDING 2, CENTRAL WASTE WATER TREATMENT	2	W
WWT-M-PMPRV-2WK-01	BIWEEKLY ROTARY VANE PUMP PM	S	SWWT-S0001	ADMINISTRATION BUILDING, SOUTH WASTE WATER TREATMENT	2	W
WWT-M-PMPVT-2WK-01	BIWEEKLY VERTICAL TURBINE PM	S	CWWT-C0856	EFFLUENT REUSE FILTRATION, CENTRAL WASTE WATER TREATMENT	2	W
WWT-M-PMPVT-2WK-01	BIWEEKLY VERTICAL TURBINE PM	S	NWWT-N0740	ON-SITE CHLORINE BUILDING, NORTH WASTE WATER TREATMENT	2	W
WWT-M-PMPVT-2WK-01	BIWEEKLY VERTICAL TURBINE PM	S	NWWT-N0750	EFFLUENT PUMP STATION, NORTH WASTE WATER TREATMENT	2	W
WWT-M-PMPVT-2WK-01	BIWEEKLY VERTICAL TURBINE PM	S	NWWT-N0800	INJECTION WELL PUMP STATION, NORTH WASTE WATER TREATMENT	2	W
WWT-M-PMPVT-2WK-01	BIWEEKLY VERTICAL TURBINE PM	S	NWWT-N0856	EFFLUENT REUSE FILTRATION, NORTH WASTE WATER TREATMENT	2	W
WWT-M-PMPVT-2WK-01	BIWEEKLY VERTICAL TURBINE PM	S	NWWT-N1652	RETURN SLUDGE STATION 4, NORTH WASTE WATER TREATMENT	2	W
WWT-M-PMPVT-2WK-01	BIWEEKLY VERTICAL TURBINE PM	S	NWWT-N1653	RETURN SLUDGE STATION 5, NORTH WASTE WATER TREATMENT	2	W
WWT-M-PMPVT-2WK-01	BIWEEKLY VERTICAL TURBINE PM	S	SWWT-S0750	EFFLUENT PUMP STATION BLDG 1, SOUTH WASTE WATER TREATMENT	2	W
WWT-M-PMPVT-2WK-01	BIWEEKLY VERTICAL TURBINE PM	S	SWWT-S0752	EFFLUENT PUMP STATION BLDG 2, SOUTH WASTE WATER TREATMENT	2	W
WWT-M-BLWRL-4WK-01	MONTHLY ROTARY LOBE BLOWER OIL CHANGE	S	CWWT-C2677	DIGESTER TANK 1/PLANT 2, CENTRAL WASTE WATER TREATMENT	3	W
WWT-M-BLWRL-4WK-01	MONTHLY ROTARY LOBE BLOWER OIL CHANGE	S	CWWT-C2679	DIGESTER TANK 3/PLANT 2, CENTRAL WASTE WATER TREATMENT	3	W
WWT-M-BLWRL-4WK-01	MONTHLY ROTARY LOBE BLOWER OIL CHANGE	S	CWWT-C2687	DIGESTER TANK 9/PLANT 2, CENTRAL WASTE WATER TREATMENT	3	W
WWT-M-BLWRL-4WK-01	MONTHLY ROTARY LOBE BLOWER OIL CHANGE	S	CWWT-C2689	DIGESTER TANK 11/PLANT 2, CENTRAL WASTE WATER TREATMENT	3	W
WWT-M-BLWRL-4WK-01	MONTHLY ROTARY LOBE BLOWER OIL CHANGE	S	SWWT-S0683	DIGESTER TANK 7, SOUTH WASTE WATER TREATMENT	3	W
WWT-M-BLWRL-4WK-01	MONTHLY ROTARY LOBE BLOWER OIL CHANGE	S	CWWT-C1601	GRIT BUILDING 1, CENTRAL WASTE WATER TREATMENT	4	W
WWT-M-BLWRL-4WK-01	MONTHLY ROTARY LOBE BLOWER OIL CHANGE	S	CWWT-C1653	RETURN SLUDGE STATION 3/PLANT 1, CENTRAL WASTE WATER TREATMENT	4	W
WWT-M-BLWRL-4WK-01	MONTHLY ROTARY LOBE BLOWER OIL CHANGE	S	CWWT-C1735	BLOWER/CO-GEN BUILDING, CENTRAL WASTE WATER TREATMENT	4	W

WWT-M-BLWRL-4WK-01	MONTHLY ROTARY LOBE BLOWER OIL CHANGE	S	CWWT-C2601	GRIT BUILDING 2, CENTRAL WASTE WATER TREATMENT	4	W
WWT-M-BLWRL-4WK-01	MONTHLY ROTARY LOBE BLOWER OIL CHANGE	S	CWWT-C2653	RETURN SLUDGE STATION 3/PLANT 2, CENTRAL WASTE WATER TREATMENT	4	W
WWT-M-BLWRL-4WK-01	MONTHLY ROTARY LOBE BLOWER OIL CHANGE	S	NWWT-N0856	EFFLUENT REUSE FILTRATION, NORTH WASTE WATER TREATMENT	4	W
WWT-M-BLWRL-4WK-01	MONTHLY ROTARY LOBE BLOWER OIL CHANGE	S	NWWT-N1652	RETURN SLUDGE STATION 4, NORTH WASTE WATER TREATMENT	4	W
WWT-M-BLWRL-4WK-01	MONTHLY ROTARY LOBE BLOWER OIL CHANGE	S	NWWT-N1653	RETURN SLUDGE STATION 5, NORTH WASTE WATER TREATMENT	4	W
WWT-M-BLWRL-4WK-01	MONTHLY ROTARY LOBE BLOWER OIL CHANGE	S	SWWT-S0622	OXYGENATION TRAINS 2, SOUTH WASTE WATER TREATMENT	4	W
WWT-M-BLWRL-4WK-01	MONTHLY ROTARY LOBE BLOWER OIL CHANGE	S	SWWT-S0624	OXYGENATION TRAINS 4, SOUTH WASTE WATER TREATMENT	4	W
WWT-M-BLWRL-4WK-01	MONTHLY ROTARY LOBE BLOWER OIL CHANGE	S	SWWT-S0626	OXYGENATION TRAINS 6, SOUTH WASTE WATER TREATMENT	4	W
WWT-M-BLWRL-4WK-01	MONTHLY ROTARY LOBE BLOWER OIL CHANGE	S	SWWT-S0627	OXYGENATION TRAINS 7, SOUTH WASTE WATER TREATMENT	4	W
WWT-M-BLWRL-4WK-01	MONTHLY ROTARY LOBE BLOWER OIL CHANGE	S	SWWT-S0679	DIGESTER TANK 3, SOUTH WASTE WATER TREATMENT	4	W
WWT-M-BLWRL-4WK-01	MONTHLY ROTARY LOBE BLOWER OIL CHANGE	S	SWWT-S0681	DIGESTER TANK 5, SOUTH WASTE WATER TREATMENT	4	W
WWT-M-BRSYS-4WK-01	MONTHLY BREATHING AIR SYSTEM PM	S	CWWT-C0005	MAINTENANCE BUILDING, CENTRAL WASTE WATER TREATMENT	4	W
WWT-M-CMPR-4WK-01	MONTHLY RECIPROCATING COMPRESSOR PM	S	CWWT-C0001	ADMINISTRATION BUILDING, CENTRAL WASTE WATER TREATMENT	4	W
WWT-M-CMPR-4WK-01	MONTHLY RECIPROCATING COMPRESSOR PM	S	CWWT-C0010	FRESH WATER BUILDING, CENTRAL WASTE WATER TREATMENT	4	W
WWT-M-CMPR-4WK-01	MONTHLY RECIPROCATING COMPRESSOR PM	S	CWWT-C0616	OXYGEN PRODUCTION FACILITY 1, CENTRAL WASTE WATER TREATMENT	4	W
WWT-M-CMPR-4WK-01	MONTHLY RECIPROCATING COMPRESSOR PM	S	CWWT-C0710	SLUDGE DEWATERING BUILDING, CENTRAL WASTE WATER TREATMENT	4	W
WWT-M-CMPR-4WK-01	MONTHLY RECIPROCATING COMPRESSOR PM	S	CWWT-C1740	CHLORINE BUILDING 1, CENTRAL WASTE WATER TREATMENT	4	W
WWT-M-CMPR-4WK-01	MONTHLY RECIPROCATING COMPRESSOR PM	S	CWWT-C2670	POLYMER BUILDING/PLANT 2, CENTRAL WASTE WATER TREATMENT	4	W

WWT-M-CMPR-4WK-01	MONTHLY RECIPROCATING COMPRESSOR PM	S	CWWT-C2740	CHLORINE BUILDING 2, CENTRAL WASTE WATER TREATMENT	4	W
WWT-M-CMPR-4WK-01	MONTHLY RECIPROCATING COMPRESSOR PM	S	NWWT-N0001	ADMINISTRATION BUILDING, NORTH WASTE WATER TREATMENT	4	W
WWT-M-CMPR-4WK-01	MONTHLY RECIPROCATING COMPRESSOR PM	S	NWWT-N0005	MAINTENANCE BUILDING, NORTH WASTE WATER TREATMENT	4	W
WWT-M-CMPR-4WK-01	MONTHLY RECIPROCATING COMPRESSOR PM	S	NWWT-N0604	PRE-TREATMENT & SLUDGE TRANSFER BUILDING, NORTH WASTE WATER TREATMENT	4	W
WWT-M-CMPR-4WK-01	MONTHLY RECIPROCATING COMPRESSOR PM	S	NWWT-N0651	RETURN SLUDGE STATION 1, NORTH WASTE WATER TREATMENT	4	W
WWT-M-CMPR-4WK-01	MONTHLY RECIPROCATING COMPRESSOR PM	S	NWWT-N0740	ON-SITE CHLORINE BUILDING, NORTH WASTE WATER TREATMENT	4	W
WWT-M-CMPR-4WK-01	MONTHLY RECIPROCATING COMPRESSOR PM	S	NWWT-N0750	EFFLUENT PUMP STATION, NORTH WASTE WATER TREATMENT	4	W
WWT-M-CMPR-4WK-01	MONTHLY RECIPROCATING COMPRESSOR PM	S	NWWT-N0800	INJECTION WELL PUMP STATION, NORTH WASTE WATER TREATMENT	4	W
WWT-M-CMPR-4WK-01	MONTHLY RECIPROCATING COMPRESSOR PM	S	NWWT-N0856	EFFLUENT REUSE FILTRATION, NORTH WASTE WATER TREATMENT	4	W
WWT-M-CMPR-4WK-01	MONTHLY RECIPROCATING COMPRESSOR PM	S	NWWT-N2651	RETURN SLUDGE STATION 2, NORTH WASTE WATER TREATMENT	4	W
WWT-M-CMPR-4WK-01	MONTHLY RECIPROCATING COMPRESSOR PM	S	PS0002-CP002	NINTH STREET SEWER PUMP STATION 2	4	W
WWT-M-CMPR-4WK-01	MONTHLY RECIPROCATING COMPRESSOR PM	S	SWWT-S0005	MAINTENANCE BUILDING, SOUTH WASTE WATER TREATMENT	4	W
WWT-M-CMPR-4WK-01	MONTHLY RECIPROCATING COMPRESSOR PM	S	SWWT-S0670	POLYMER BUILDING-CONCENTRATORS, SOUTH WASTE WATER TREATMENT	4	W
WWT-M-CMPR-4WK-01	MONTHLY RECIPROCATING COMPRESSOR PM	S	SWWT-S0671	POLYMER BUILDING-CLARIFIERS, SOUTH WASTE WATER TREATMENT	4	W
WWT-M-CMPR-4WK-01	MONTHLY RECIPROCATING COMPRESSOR PM	S	SWWT-S0710	SLUDGE DEWATERING BUILDING, SOUTH WASTE WATER TREATMENT	4	W
WWT-M-CMPR-4WK-01	MONTHLY RECIPROCATING COMPRESSOR PM	S	SWWT-S0740	CHLORINE BUILDING 1, SOUTH WASTE WATER TREATMENT	4	W
WWT-M-CMPR-4WK-01	MONTHLY RECIPROCATING COMPRESSOR PM	S	SWWT-S0750	EFFLUENT PUMP STATION BLDG 1, SOUTH WASTE WATER TREATMENT	4	W
WWT-M-CMPRS-4WK-01	MONTHLY ROTARY SCREW COMPRESSOR PM	S	NWWT-N0616	OXYGEN PRODUCTION FACILITY 1, NORTH WASTE WATER TREATMENT	4	W
WWT-M-CMPRS-4WK-01	MONTHLY ROTARY SCREW COMPRESSOR PM	S	NWWT-N0617	OXYGEN PRODUCTION FACILITY 2, NORTH WASTE WATER TREATMENT	4	W
WWT-M-CMPRS-4WK-01	MONTHLY ROTARY SCREW COMPRESSOR PM	S	SWWT-S0005	MAINTENANCE BUILDING, SOUTH WASTE WATER TREATMENT	4	W
WWT-M-CNVB-4WK-01	MONTHLY CONVEYOR BELT PM	S	N060103BSCB1	GRIT BLDG-BARSCREEN CONVEYOR BELT 1	4	W

WWT-M-CNVB-4WK-01	MONTHLY CONVEYOR BELT PM	S	N060103BSCB2	GRIT BLDG-BARSCREEN CONVEYOR BELT 2	4	W
WWT-M-CNVB-4WK-01	MONTHLY CONVEYOR BELT PM	S	N060403BSCB	PRETREAT-BARSCREEN CONVEYOR BELT	4	W
WWT-M-CNVB-4WK-01	MONTHLY CONVEYOR BELT PM	S	SWWT-S0601	GRIT BUILDING 1, SOUTH WASTE WATER TREATMENT	4	W
WWT-M-CNVB-4WK-01	MONTHLY CONVEYOR BELT PM	S	SWWT-S0602	GRIT BUILDING 2, SOUTH WASTE WATER TREATMENT	4	W
WWT-M-CNVS-4WK-01	MONTHLY SCREW CONVEYOR PM	S	CWWT-C1601	GRIT BUILDING 1, CENTRAL WASTE WATER TREATMENT	4	W
WWT-M-CNVS-4WK-01	MONTHLY SCREW CONVEYOR PM	S	CWWT-C2601	GRIT BUILDING 2, CENTRAL WASTE WATER TREATMENT	4	W
WWT-M-CNVS-4WK-01	MONTHLY SCREW CONVEYOR PM	S	PS0001-CP001	FOURTH STREET SEWER PUMP STATION 1	4	W
WWT-M-CNVS-4WK-01	MONTHLY SCREW CONVEYOR PM	S	PS0002-CP002	NINTH STREET SEWER PUMP STATION 2	4	W
WWT-M-CNVS-4WK-01	MONTHLY SCREW CONVEYOR PM	S	SWWT-S0601	GRIT BUILDING 1, SOUTH WASTE WATER TREATMENT	4	W
WWT-M-CNVS-4WK-01	MONTHLY SCREW CONVEYOR PM	S	SWWT-S0602	GRIT BUILDING 2, SOUTH WASTE WATER TREATMENT	4	W
WWT-M-CNVS-4WK-01	MONTHLY SCREW CONVEYOR PM	S	SWWT-S0670	POLYMER BUILDING- CONCENTRATORS, SOUTH WASTE WATER TREATMENT	4	W
WWT-M-CNVS-4WK-01	MONTHLY SCREW CONVEYOR PM	S	SWWT-S0671	POLYMER BUILDING- CLARIFIERS, SOUTH WASTE WATER TREATMENT	4	W
WWT-M-CNVS-4WK-01	MONTHLY SCREW CONVEYOR PM	S	SWWT-S0710	SLUDGE DEWATERING BUILDING, SOUTH WASTE WATER TREATMENT	4	W
WWT-M-CNVS-4WK-01	MONTHLY SCREW CONVEYOR PM	S	SWWT-S0761	F.O.G. AND RESIDUALS MGMT BLDG, SOUTH WASTE WATER TREATMENT	4	W
WWT-M-ELVRP-4WK-01	MONTHLY PARKSON RAKE ELEVATOR PM	S	CWWT-C1603	SEPTAGE UNLOADING STATION, CENTRAL WASTE WATER TREATMENT	4	W
WWT-M-ELVRP-4WK-01	MONTHLY PARKSON RAKE ELEVATOR PM	S	CWWT-C1646	FINAL SETTLING TANK 6/PLANT 1, CENTRAL WASTE WATER TREATMENT	4	W
WWT-M-ELVRP-4WK-01	MONTHLY PARKSON RAKE ELEVATOR PM	S	CWWT-C2641	FINAL SETTLING TANK 1/PLANT 2, CENTRAL WASTE WATER TREATMENT	4	W
WWT-M-ELVRP-4WK-01	MONTHLY PARKSON RAKE ELEVATOR PM	S	CWWT-C2650	FINAL SETTLING TANK 10/PLANT 2, CENTRAL WASTE WATER TREATMENT	4	W
WWT-M-ELVRP-4WK-01	MONTHLY PARKSON RAKE ELEVATOR PM	S	SWWT-S0651	RETURN SLUDGE STATION 1, SOUTH WASTE WATER TREATMENT	4	W
WWT-M-ELVRP-4WK-01	MONTHLY PARKSON RAKE ELEVATOR PM	S	SWWT-S0652	RETURN SLUDGE STATION 2, SOUTH WASTE WATER TREATMENT	4	W
WWT-M-ELVRP-4WK-01	MONTHLY PARKSON RAKE ELEVATOR PM	S	SWWT-S0653	RETURN SLUDGE STATION 3, SOUTH WASTE WATER TREATMENT	4	W

WWT-M-ELVRP-4WK-01	MONTHLY PARKSON RAKE ELEVATOR PM	S	SWWT-S0761	F.O.G. AND RESIDUALS MGMT BLDG, SOUTH WASTE WATER TREATMENT	4	W
WWT-M-GRBA-4WK-01	MONTHLY ANGLE DRIVE GEARBOX PM	S	CWWT-C0616	OXYGEN PRODUCTION FACILITY 1, CENTRAL WASTE WATER TREATMENT	4	W
WWT-M-GRBA-4WK-01	MONTHLY ANGLE DRIVE GEARBOX PM	S	CWWT-C0617	OXYGEN PRODUCTION FACILITY 2, CENTRAL WASTE WATER TREATMENT	4	W
WWT-M-GRBA-4WK-01	MONTHLY ANGLE DRIVE GEARBOX PM	S	NWWT-N0617	OXYGEN PRODUCTION FACILITY 2, NORTH WASTE WATER TREATMENT	4	W
WWT-M-GRBA-4WK-01	MONTHLY ANGLE DRIVE GEARBOX PM	S	PS0001-CP001	FOURTH STREET SEWER PUMP STATION 1	4	W
WWT-M-GRBR-4WK-01	MONTHLY GEARBOX INSPECTION PM	S	CWWT-C0710	SLUDGE DEWATERING BUILDING, CENTRAL WASTE WATER TREATMENT	4	W
WWT-M-GRBR-4WK-01	MONTHLY GEARBOX INSPECTION PM	S	CWWT-C1601	GRIT BUILDING 1, CENTRAL WASTE WATER TREATMENT	4	W
WWT-M-GRBR-4WK-01	MONTHLY GEARBOX INSPECTION PM	S	CWWT-C1603	SEPTAGE UNLOADING STATION, CENTRAL WASTE WATER TREATMENT	4	W
WWT-M-GRBR-4WK-01	MONTHLY GEARBOX INSPECTION PM	S	CWWT-C1621	OXYGENATION TRAIN 1/AERATION TANKS 1 - 6, CENTRAL WASTE WATER TREATMENT	4	W
WWT-M-GRBR-4WK-01	MONTHLY GEARBOX INSPECTION PM	S	CWWT-C1622	OXYGENATION TRAIN 2, CENTRAL WASTE WATER TREATMENT	4	W
WWT-M-GRBR-4WK-01	MONTHLY GEARBOX INSPECTION PM	S	CWWT-C1623	OXYGENATION TRAIN 3, CENTRAL WASTE WATER TREATMENT	4	W
WWT-M-GRBR-4WK-01	MONTHLY GEARBOX INSPECTION PM	S	CWWT-C1641	FINAL SETTLING TANK 1/PLANT 1, CENTRAL WASTE WATER TREATMENT	4	W
WWT-M-GRBR-4WK-01	MONTHLY GEARBOX INSPECTION PM	S	CWWT-C1642	FINAL SETTLING TANK 2/PLANT 1, CENTRAL WASTE WATER TREATMENT	4	W
WWT-M-GRBR-4WK-01	MONTHLY GEARBOX INSPECTION PM	S	CWWT-C1643	FINAL SETTLING TANK 3/PLANT 1, CENTRAL WASTE WATER TREATMENT	4	W
WWT-M-GRBR-4WK-01	MONTHLY GEARBOX INSPECTION PM	S	CWWT-C1644	FINAL SETTLING TANK 4/PLANT 1, CENTRAL WASTE WATER TREATMENT	4	W
WWT-M-GRBR-4WK-01	MONTHLY GEARBOX INSPECTION PM	S	CWWT-C1645	FINAL SETTLING TANK 5/PLANT 1, CENTRAL WASTE WATER TREATMENT	4	W
WWT-M-GRBR-4WK-01	MONTHLY GEARBOX INSPECTION PM	S	CWWT-C1646	FINAL SETTLING TANK 6/PLANT 1, CENTRAL WASTE WATER TREATMENT	4	W
WWT-M-GRBR-4WK-01	MONTHLY GEARBOX INSPECTION PM	S	CWWT-C1670	POLYMER BUILDING/PLANT 1, CENTRAL WASTE WATER TREATMENT	4	W
WWT-M-GRBR-4WK-01	MONTHLY GEARBOX INSPECTION PM	S	CWWT-C2601	GRIT BUILDING 2, CENTRAL WASTE WATER TREATMENT	4	W



WWT-M-GRBR-4WK-01	MONTHLY GEARBOX INSPECTION PM	S	CWWT-C2621	OXYGENATION TRAIN 1, CENTRAL WASTE WATER TREATMENT	4	W
WWT-M-GRBR-4WK-01	MONTHLY GEARBOX INSPECTION PM	S	CWWT-C2622	OXYGENATION TRAIN 2, CENTRAL WASTE WATER TREATMENT	4	W
WWT-M-GRBR-4WK-01	MONTHLY GEARBOX INSPECTION PM	S	CWWT-C2623	OXYGENATION TRAIN 3, CENTRAL WASTE WATER TREATMENT	4	W
WWT-M-GRBR-4WK-01	MONTHLY GEARBOX INSPECTION PM	S	CWWT-C2624	OXYGENATION TRAIN 4, CENTRAL WASTE WATER TREATMENT	4	W
WWT-M-GRBR-4WK-01	MONTHLY GEARBOX INSPECTION PM	S	CWWT-C2641	FINAL SETTLING TANK 1/PLANT 2, CENTRAL WASTE WATER TREATMENT	4	W
WWT-M-GRBR-4WK-01	MONTHLY GEARBOX INSPECTION PM	S	CWWT-C2642	FINAL SETTLING TANK 2/PLANT 2, CENTRAL WASTE WATER TREATMENT	4	W
WWT-M-GRBR-4WK-01	MONTHLY GEARBOX INSPECTION PM	S	CWWT-C2643	FINAL SETTLING TANK 3/PLANT 2, CENTRAL WASTE WATER TREATMENT	4	W
WWT-M-GRBR-4WK-01	MONTHLY GEARBOX INSPECTION PM	S	CWWT-C2644	FINAL SETTLING TANK 4/PLANT 2, CENTRAL WASTE WATER TREATMENT	4	W
WWT-M-GRBR-4WK-01	MONTHLY GEARBOX INSPECTION PM	S	CWWT-C2645	FINAL SETTLING TANK 5/PLANT 2, CENTRAL WASTE WATER TREATMENT	4	W
WWT-M-GRBR-4WK-01	MONTHLY GEARBOX INSPECTION PM	S	CWWT-C2646	FINAL SETTLING TANK 6/PLANT 2, CENTRAL WASTE WATER TREATMENT	4	W
WWT-M-GRBR-4WK-01	MONTHLY GEARBOX INSPECTION PM	S	CWWT-C2647	FINAL SETTLING TANK 7/PLANT 2, CENTRAL WASTE WATER TREATMENT	4	W
WWT-M-GRBR-4WK-01	MONTHLY GEARBOX INSPECTION PM	S	CWWT-C2648	FINAL SETTLING TANK 8/PLANT 2, CENTRAL WASTE WATER TREATMENT	4	W
WWT-M-GRBR-4WK-01	MONTHLY GEARBOX INSPECTION PM	S	CWWT-C2649	FINAL SETTLING TANK 9/PLANT 2, CENTRAL WASTE WATER TREATMENT	4	W
WWT-M-GRBR-4WK-01	MONTHLY GEARBOX INSPECTION PM	S	CWWT-C2650	FINAL SETTLING TANK 10/PLANT 2, CENTRAL WASTE WATER TREATMENT	4	W
WWT-M-GRBR-4WK-01	MONTHLY GEARBOX INSPECTION PM	S	CWWT-C2663	SLUDGE CONCENTRATION TANK 3/PLANT 2, CENTRAL WASTE WATER TREATMENT	4	W
WWT-M-GRBR-4WK-01	MONTHLY GEARBOX INSPECTION PM	S	CWWT-C2664	SLUDGE CONCENTRATION TANK 4/PLANT 2, CENTRAL WASTE WATER TREATMENT	4	W
WWT-M-GRBR-4WK-01	MONTHLY GEARBOX INSPECTION PM	S	CWWT-C2670	POLYMER BUILDING/PLANT 2, CENTRAL WASTE WATER TREATMENT	4	W
WWT-M-GRBR-4WK-01	MONTHLY GEARBOX INSPECTION PM	S	NWWT-N0601	GRIT BUILDING 1, NORTH WASTE WATER TREATMENT	4	W

WWT-M-GRBR-4WK-01	MONTHLY GEARBOX INSPECTION PM	S	NWWT-N0604	PRE-TREATMENT & SLUDGE TRANSFER BUILDING, NORTH WASTE WATER TREATMENT	4	W
WWT-M-GRBR-4WK-01	MONTHLY GEARBOX INSPECTION PM	S	NWWT-N0616	OXYGEN PRODUCTION FACILITY 1, NORTH WASTE WATER TREATMENT	4	W
WWT-M-GRBR-4WK-01	MONTHLY GEARBOX INSPECTION PM	S	NWWT-N0621	OXYGENATION TRAIN 3, NORTH WASTE WATER TREATMENT	4	W
WWT-M-GRBR-4WK-01	MONTHLY GEARBOX INSPECTION PM	S	NWWT-N0622	OXYGENATION TRAIN 4, NORTH WASTE WATER TREATMENT	4	W
WWT-M-GRBR-4WK-01	MONTHLY GEARBOX INSPECTION PM	S	NWWT-N0630	PRIMARY SLUDGE PUMPING STATION 1, NORTH WASTE WATER TREATMENT	4	W
WWT-M-GRBR-4WK-01	MONTHLY GEARBOX INSPECTION PM	S	NWWT-N0651	RETURN SLUDGE STATION 1, NORTH WASTE WATER TREATMENT	4	W
WWT-M-GRBR-4WK-01	MONTHLY GEARBOX INSPECTION PM	S	NWWT-N0755	SCREEN CHAMBER, NORTH WASTE WATER TREATMENT	4	W
WWT-M-GRBR-4WK-01	MONTHLY GEARBOX INSPECTION PM	S	NWWT-N1621	OXYGENATION TRAIN 1, NORTH WASTE WATER TREATMENT	4	W
WWT-M-GRBR-4WK-01	MONTHLY GEARBOX INSPECTION PM	S	NWWT-N1622	OXYGENATION TRAIN 2, NORTH WASTE WATER TREATMENT	4	W
WWT-M-GRBR-4WK-01	MONTHLY GEARBOX INSPECTION PM	S	NWWT-N1651	RETURN SLUDGE STATION 3, NORTH WASTE WATER TREATMENT	4	W
WWT-M-GRBR-4WK-01	MONTHLY GEARBOX INSPECTION PM	S	NWWT-N2621	OXYGENATION TRAIN 5, NORTH WASTE WATER TREATMENT	4	W
WWT-M-GRBR-4WK-01	MONTHLY GEARBOX INSPECTION PM	S	NWWT-N2622	OXYGENATION TRAIN 6, NORTH WASTE WATER TREATMENT	4	W
WWT-M-GRBR-4WK-01	MONTHLY GEARBOX INSPECTION PM	S	NWWT-N2630	PRIMARY SLUDGE PUMPING STATION 2, NORTH WASTE WATER TREATMENT	4	W
WWT-M-GRBR-4WK-01	MONTHLY GEARBOX INSPECTION PM	S	NWWT-N2651	RETURN SLUDGE STATION 2, NORTH WASTE WATER TREATMENT	4	W
WWT-M-GRBR-4WK-01	MONTHLY GEARBOX INSPECTION PM	S	PS0001-CP001	FOURTH STREET SEWER PUMP STATION 1	4	W
WWT-M-GRBR-4WK-01	MONTHLY GEARBOX INSPECTION PM	S	PS0002-CP002	NINTH STREET SEWER PUMP STATION 2	4	W
WWT-M-GRBR-4WK-01	MONTHLY GEARBOX INSPECTION PM	S	SWWT-S0280	FILTRATION SYSTEM AREA-NORTH, SOUTH WASTE WATER TREATMENT	4	W
WWT-M-GRBR-4WK-01	MONTHLY GEARBOX INSPECTION PM	S	SWWT-S0282	FILTRATION SYSTEM AREA-SOUTH, SOUTH WASTE WATER TREATMENT	4	W
WWT-M-GRBR-4WK-01	MONTHLY GEARBOX INSPECTION PM	S	SWWT-S0601	GRIT BUILDING 1, SOUTH WASTE WATER TREATMENT	4	W
WWT-M-GRBR-4WK-01	MONTHLY GEARBOX INSPECTION PM	S	SWWT-S0621	OXYGENATION TRAINS 1, SOUTH WASTE WATER TREATMENT	4	W
WWT-M-GRBR-4WK-01	MONTHLY GEARBOX INSPECTION PM	S	SWWT-S0622	OXYGENATION TRAINS 2, SOUTH WASTE WATER TREATMENT	4	W
WWT-M-GRBR-4WK-01	MONTHLY GEARBOX INSPECTION PM	S	SWWT-S0623	OXYGENATION TRAINS 3, SOUTH WASTE WATER TREATMENT	4	W

WWT-M-GRBR-4WK-01	MONTHLY GEARBOX INSPECTION PM	S	SWWT-S0624	OXYGENATION TRAINS 4, SOUTH WASTE WATER TREATMENT	4	W
WWT-M-GRBR-4WK-01	MONTHLY GEARBOX INSPECTION PM	S	SWWT-S0625	OXYGENATION TRAINS 5, SOUTH WASTE WATER TREATMENT	4	W
WWT-M-GRBR-4WK-01	MONTHLY GEARBOX INSPECTION PM	S	SWWT-S0626	OXYGENATION TRAINS 6, SOUTH WASTE WATER TREATMENT	4	W
WWT-M-GRBR-4WK-01	MONTHLY GEARBOX INSPECTION PM	S	SWWT-S0627	OXYGENATION TRAINS 7, SOUTH WASTE WATER TREATMENT	4	W
WWT-M-GRBR-4WK-01	MONTHLY GEARBOX INSPECTION PM	S	SWWT-S0641	CLARIFIER 01, SOUTH WASTE WATER TREATMENT	4	W
WWT-M-GRBR-4WK-01	MONTHLY GEARBOX INSPECTION PM	S	SWWT-S0642	CLARIFIER 02, SOUTH WASTE WATER TREATMENT	4	W
WWT-M-GRBR-4WK-01	MONTHLY GEARBOX INSPECTION PM	S	SWWT-S0643	CLARIFIER 03, SOUTH WASTE WATER TREATMENT	4	W
WWT-M-GRBR-4WK-01	MONTHLY GEARBOX INSPECTION PM	S	SWWT-S0644	CLARIFIER 04, SOUTH WASTE WATER TREATMENT	4	W
WWT-M-GRBR-4WK-01	MONTHLY GEARBOX INSPECTION PM	S	SWWT-S0645	CLARIFIER 05, SOUTH WASTE WATER TREATMENT	4	W
WWT-M-GRBR-4WK-01	MONTHLY GEARBOX INSPECTION PM	S	SWWT-S0646	CLARIFIER 06, SOUTH WASTE WATER TREATMENT	4	W
WWT-M-GRBR-4WK-01	MONTHLY GEARBOX INSPECTION PM	S	SWWT-S0647	CLARIFIER 07, SOUTH WASTE WATER TREATMENT	4	W
WWT-M-GRBR-4WK-01	MONTHLY GEARBOX INSPECTION PM	S	SWWT-S0648	CLARIFIER 08, SOUTH WASTE WATER TREATMENT	4	W
WWT-M-GRBR-4WK-01	MONTHLY GEARBOX INSPECTION PM	S	SWWT-S0654	CLARIFIER 09, SOUTH WASTE WATER TREATMENT	4	W
WWT-M-GRBR-4WK-01	MONTHLY GEARBOX INSPECTION PM	S	SWWT-S0655	CLARIFIER 10, SOUTH WASTE WATER TREATMENT	4	W
WWT-M-GRBR-4WK-01	MONTHLY GEARBOX INSPECTION PM	S	SWWT-S0661	SLUDGE CONCENTRATION TANK 1, SOUTH WASTE WATER TREATMENT	4	W
WWT-M-GRBR-4WK-01	MONTHLY GEARBOX INSPECTION PM	S	SWWT-S0662	SLUDGE CONCENTRATION TANK 2, SOUTH WASTE WATER TREATMENT	4	W
WWT-M-GRBR-4WK-01	MONTHLY GEARBOX INSPECTION PM	S	SWWT-S0663	SLUDGE CONCENTRATION TANK 3, SOUTH WASTE WATER TREATMENT	4	W
WWT-M-GRBR-4WK-01	MONTHLY GEARBOX INSPECTION PM	S	SWWT-S0664	SLUDGE CONCENTRATION TANK 4, SOUTH WASTE WATER TREATMENT	4	W
WWT-M-GRBR-4WK-01	MONTHLY GEARBOX INSPECTION PM	S	SWWT-S0670	POLYMER BUILDING-CONCENTRATORS, SOUTH WASTE WATER TREATMENT	4	W
WWT-M-GRBR-4WK-01	MONTHLY GEARBOX INSPECTION PM	S	SWWT-S0671	POLYMER BUILDING-CLARIFIERS, SOUTH WASTE WATER TREATMENT	4	W
WWT-M-GRBR-4WK-01	MONTHLY GEARBOX INSPECTION PM	S	SWWT-S0679	DIGESTER TANK 3, SOUTH WASTE WATER TREATMENT	4	W
WWT-M-GRBR-4WK-01	MONTHLY GEARBOX INSPECTION PM	S	SWWT-S0681	DIGESTER TANK 5, SOUTH WASTE WATER TREATMENT	4	W

WWT-M-GRBR-4WK-01	MONTHLY GEARBOX INSPECTION PM	S	SWWT-S0683	DIGESTER TANK 7, SOUTH WASTE WATER TREATMENT	4	W
WWT-M-GRBR-4WK-01	MONTHLY GEARBOX INSPECTION PM	S	SWWT-S0710	SLUDGE DEWATERING BUILDING, SOUTH WASTE WATER TREATMENT	4	W
WWT-M-GRBR-4WK-01	MONTHLY GEARBOX INSPECTION PM	S	SWWT-S0740	CHLORINE BUILDING 1, SOUTH WASTE WATER TREATMENT	4	W
WWT-M-GRBR-4WK-01	MONTHLY GEARBOX INSPECTION PM	S	SWWT-S0750	EFFLUENT PUMP STATION BLDG 1, SOUTH WASTE WATER TREATMENT	4	W
WWT-M-GRBR-4WK-01	MONTHLY GEARBOX INSPECTION PM	S	SWWT-S0760	TRANSFER PUMP STATION, SOUTH WASTE WATER TREATMENT	4	W
WWT-M-GRBR-4WK-01	MONTHLY GEARBOX INSPECTION PM	S	SWWT-S0761	F.O.G. AND RESIDUALS MGMT BLDG, SOUTH WASTE WATER TREATMENT	4	W
WWT-M-MXR-4WK-01	MONTHLY MIXER PM	S	CWWT-C0710	SLUDGE DEWATERING BUILDING, CENTRAL WASTE WATER TREATMENT	4	W
WWT-M-MXR-4WK-01	MONTHLY MIXER PM	S	SWWT-S0687	DIGESTER TANK 9, SOUTH WASTE WATER TREATMENT	4	W
WWT-M-MXR-4WK-01	MONTHLY MIXER PM	S	SWWT-S0689	DIGESTER TANK 11, SOUTH WASTE WATER TREATMENT	4	W
WWT-M-PMPC-4WK-01	MONTHLY CENTRIFUGAL PUMP PM	S	CWWT-C0616	OXYGEN PRODUCTION FACILITY 1, CENTRAL WASTE WATER TREATMENT	4	W
WWT-M-PMPC-4WK-01	MONTHLY CENTRIFUGAL PUMP PM	S	CWWT-C0617	OXYGEN PRODUCTION FACILITY 2, CENTRAL WASTE WATER TREATMENT	4	W
WWT-M-PMPC-4WK-01	MONTHLY CENTRIFUGAL PUMP PM	S	CWWT-C0710	SLUDGE DEWATERING BUILDING, CENTRAL WASTE WATER TREATMENT	4	W
WWT-M-PMPC-4WK-01	MONTHLY CENTRIFUGAL PUMP PM	S	CWWT-C0715	SLUDGE DRYING BEDS, CENTRAL WASTE WATER TREATMENT	4	W
WWT-M-PMPC-4WK-01	MONTHLY CENTRIFUGAL PUMP PM	S	CWWT-C0717	SLUDGE STORAGE BUILDING 2, CENTRAL WASTE WATER TREATMENT	4	W
WWT-M-PMPC-4WK-01	MONTHLY CENTRIFUGAL PUMP PM	S	CWWT-C0750	EFFLUENT PUMP STATION, CENTRAL WASTE WATER TREATMENT	4	W
WWT-M-PMPC-4WK-01	MONTHLY CENTRIFUGAL PUMP PM	S	CWWT-C0856	EFFLUENT REUSE FILTRATION, CENTRAL WASTE WATER TREATMENT	4	W
WWT-M-PMPC-4WK-01	MONTHLY CENTRIFUGAL PUMP PM	S	CWWT-C1601	GRIT BUILDING 1, CENTRAL WASTE WATER TREATMENT	4	W
WWT-M-PMPC-4WK-01	MONTHLY CENTRIFUGAL PUMP PM	S	CWWT-C1606	AIR SCRUBBER BUILDING 1, CENTRAL WASTE WATER TREATMENT	4	W
WWT-M-PMPC-4WK-01	MONTHLY CENTRIFUGAL PUMP PM	S	CWWT-C1607	AIR SCRUBBER BUILDING 3, CENTRAL WASTE WATER TREATMENT	4	W
WWT-M-PMPC-4WK-01	MONTHLY CENTRIFUGAL PUMP PM	S	CWWT-C1621	OXYGENATION TRAIN 1/AERATION TANKS 1 - 6, CENTRAL WASTE WATER TREATMENT	4	W

WWT-M-PMPC-4WK-01	MONTHLY CENTRIFUGAL PUMP PM	S	CWWT-C1629	OASIS CONTROL BUILDING, CENTRAL WASTE WATER TREATMENT	4	W
WWT-M-PMPC-4WK-01	MONTHLY CENTRIFUGAL PUMP PM	S	CWWT-C1651	RETURN SLUDGE STATION 1/PLANT 1, CENTRAL WASTE WATER TREATMENT	4	W
WWT-M-PMPC-4WK-01	MONTHLY CENTRIFUGAL PUMP PM	S	CWWT-C1652	RETURN SLUDGE STATION 2/PLANT 1, CENTRAL WASTE WATER TREATMENT	4	W
WWT-M-PMPC-4WK-01	MONTHLY CENTRIFUGAL PUMP PM	S	CWWT-C1653	RETURN SLUDGE STATION 3/PLANT 1, CENTRAL WASTE WATER TREATMENT	4	W
WWT-M-PMPC-4WK-01	MONTHLY CENTRIFUGAL PUMP PM	S	CWWT-C1660	SLUDGE CONCENTRATION BUILDING/PLANT 1, CENTRAL WASTE WATER TREATMENT	4	W
WWT-M-PMPC-4WK-01	MONTHLY CENTRIFUGAL PUMP PM	S	CWWT-C1670	POLYMER BUILDING/PLANT 1, CENTRAL WASTE WATER TREATMENT	4	W
WWT-M-PMPC-4WK-01	MONTHLY CENTRIFUGAL PUMP PM	S	CWWT-C1675	DIGESTER CLUSTER CONTROL BUILDING 1/PLANT 1, CENTRAL WASTE WATER TREATMENT	4	W
WWT-M-PMPC-4WK-01	MONTHLY CENTRIFUGAL PUMP PM	S	CWWT-C1680	DIGESTER CLUSTER CONTROL BUILDING 2/PLANT 1, CENTRAL WASTE WATER TREATMENT	4	W
WWT-M-PMPC-4WK-01	MONTHLY CENTRIFUGAL PUMP PM	S	CWWT-C1705	GAS SCRUBBER AREA, CENTRAL WASTE WATER TREATMENT	4	W
WWT-M-PMPC-4WK-01	MONTHLY CENTRIFUGAL PUMP PM	S	CWWT-C1735	BLOWER/CO-GEN BUILDING, CENTRAL WASTE WATER TREATMENT	4	W
WWT-M-PMPC-4WK-01	MONTHLY CENTRIFUGAL PUMP PM	S	CWWT-C1740	CHLORINE BUILDING 1, CENTRAL WASTE WATER TREATMENT	4	W
WWT-M-PMPC-4WK-01	MONTHLY CENTRIFUGAL PUMP PM	S	CWWT-C2601	GRIT BUILDING 2, CENTRAL WASTE WATER TREATMENT	4	W
WWT-M-PMPC-4WK-01	MONTHLY CENTRIFUGAL PUMP PM	S	CWWT-C2606	AIR SCRUBBER BUILDING 2, CENTRAL WASTE WATER TREATMENT	4	W
WWT-M-PMPC-4WK-01	MONTHLY CENTRIFUGAL PUMP PM	S	CWWT-C2607	AIR SCRUBBER BUILDING 4, CENTRAL WASTE WATER TREATMENT	4	W
WWT-M-PMPC-4WK-01	MONTHLY CENTRIFUGAL PUMP PM	S	CWWT-C2608	AIR SCRUBBER BUILDING 5, CENTRAL WASTE WATER TREATMENT	4	W
WWT-M-PMPC-4WK-01	MONTHLY CENTRIFUGAL PUMP PM	S	CWWT-C2650	FINAL SETTLING TANK 10/PLANT 2, CENTRAL WASTE WATER TREATMENT	4	W
WWT-M-PMPC-4WK-01	MONTHLY CENTRIFUGAL PUMP PM	S	CWWT-C2651	RETURN SLUDGE STATION 1/PLANT 2, CENTRAL WASTE WATER TREATMENT	4	W
WWT-M-PMPC-4WK-01	MONTHLY CENTRIFUGAL PUMP PM	S	CWWT-C2652	RETURN SLUDGE STATION 2/PLANT 2, CENTRAL WASTE WATER TREATMENT	4	W

WWT-M-PMPC-4WK-01	MONTHLY CENTRIFUGAL PUMP PM	S	CWWT-C2653	RETURN SLUDGE STATION 3/PLANT 2, CENTRAL WASTE WATER TREATMENT	4	W
WWT-M-PMPC-4WK-01	MONTHLY CENTRIFUGAL PUMP PM	S	CWWT-C2654	RETURN SLUDGE STATION 4/PLANT 2, CENTRAL WASTE WATER TREATMENT	4	W
WWT-M-PMPC-4WK-01	MONTHLY CENTRIFUGAL PUMP PM	S	CWWT-C2655	RETURN SLUDGE STATION 5/PLANT 2 CENTRAL WASTE WATER TREATMENT	4	W
WWT-M-PMPC-4WK-01	MONTHLY CENTRIFUGAL PUMP PM	S	CWWT-C2660	SLUDGE CONCENTRATION BUILDING/PLANT 2, CENTRAL WASTE WATER TREATMENT	4	W
WWT-M-PMPC-4WK-01	MONTHLY CENTRIFUGAL PUMP PM	S	CWWT-C2670	POLYMER BUILDING/PLANT 2, CENTRAL WASTE WATER TREATMENT	4	W
WWT-M-PMPC-4WK-01	MONTHLY CENTRIFUGAL PUMP PM	S	CWWT-C2675	DIGESTER CLUSTER CONTROL BUILDING 1/PLANT 2, CENTRAL WASTE WATER TREATMENT	4	W
WWT-M-PMPC-4WK-01	MONTHLY CENTRIFUGAL PUMP PM	S	CWWT-C2680	DIGESTER CLUSTER CONTROL BUILDING 2/PLANT 2, CENTRAL WASTE WATER TREATMENT	4	W
WWT-M-PMPC-4WK-01	MONTHLY CENTRIFUGAL PUMP PM	S	CWWT-C2685	DIGESTER CLUSTER CONTROL BUILDING 3/PLANT 2, CENTRAL WASTE WATER TREATMENT	4	W
WWT-M-PMPC-4WK-01	MONTHLY CENTRIFUGAL PUMP PM	S	CWWT-C2690	DIGESTER CLUSTER CONTROL BUILDING 4/PLANT 2, CENTRAL WASTE WATER TREATMENT	4	W
WWT-M-PMPC-4WK-01	MONTHLY CENTRIFUGAL PUMP PM	S	CWWT-C2705	GAS SCRUBBER AREA, CENTRAL WASTE WATER TREATMENT	4	W
WWT-M-PMPC-4WK-01	MONTHLY CENTRIFUGAL PUMP PM	S	CWWT-C2740	CHLORINE BUILDING 2, CENTRAL WASTE WATER TREATMENT	4	W
WWT-M-PMPC-4WK-01	MONTHLY CENTRIFUGAL PUMP PM	S	NWWT-N0001	ADMINISTRATION BUILDING, NORTH WASTE WATER TREATMENT	4	W
WWT-M-PMPC-4WK-01	MONTHLY CENTRIFUGAL PUMP PM	S	NWWT-N0604	PRE-TREATMENT & SLUDGE TRANSFER BUILDING, NORTH WASTE WATER TREATMENT	4	W
WWT-M-PMPC-4WK-01	MONTHLY CENTRIFUGAL PUMP PM	S	NWWT-N0606	AIR SCRUBBER BUILDING 1, NORTH WASTE WATER TREATMENT	4	W
WWT-M-PMPC-4WK-01	MONTHLY CENTRIFUGAL PUMP PM	S	NWWT-N0616	OXYGEN PRODUCTION FACILITY 1, NORTH WASTE WATER TREATMENT	4	W
WWT-M-PMPC-4WK-01	MONTHLY CENTRIFUGAL PUMP PM	S	NWWT-N0617	OXYGEN PRODUCTION FACILITY 2, NORTH WASTE WATER TREATMENT	4	W
WWT-M-PMPC-4WK-01	MONTHLY CENTRIFUGAL PUMP PM	S	NWWT-N0630	PRIMARY SLUDGE PUMPING STATION 1, NORTH WASTE WATER TREATMENT	4	W

WWT-M-PMPC-4WK-01	MONTHLY CENTRIFUGAL PUMP PM	S	NWWT-N0651	RETURN SLUDGE STATION 1, NORTH WASTE WATER TREATMENT	4	W
WWT-M-PMPC-4WK-01	MONTHLY CENTRIFUGAL PUMP PM	S	NWWT-N0740	ON-SITE CHLORINE BUILDING, NORTH WASTE WATER TREATMENT	4	W
WWT-M-PMPC-4WK-01	MONTHLY CENTRIFUGAL PUMP PM	S	NWWT-N0750	EFFLUENT PUMP STATION, NORTH WASTE WATER TREATMENT	4	W
WWT-M-PMPC-4WK-01	MONTHLY CENTRIFUGAL PUMP PM	S	NWWT-N0755	SCREEN CHAMBER, NORTH WASTE WATER TREATMENT	4	W
WWT-M-PMPC-4WK-01	MONTHLY CENTRIFUGAL PUMP PM	S	NWWT-N0800	INJECTION WELL PUMP STATION, NORTH WASTE WATER TREATMENT	4	W
WWT-M-PMPC-4WK-01	MONTHLY CENTRIFUGAL PUMP PM	S	NWWT-N0801	INJECTION WELL 01, NORTH WASTE WATER TREATMENT	4	W
WWT-M-PMPC-4WK-01	MONTHLY CENTRIFUGAL PUMP PM	S	NWWT-N0802	INJECTION WELL 02, NORTH WASTE WATER TREATMENT	4	W
WWT-M-PMPC-4WK-01	MONTHLY CENTRIFUGAL PUMP PM	S	NWWT-N0803	INJECTION WELL 03, NORTH WASTE WATER TREATMENT	4	W
WWT-M-PMPC-4WK-01	MONTHLY CENTRIFUGAL PUMP PM	S	NWWT-N0870	EFFLUENT REUSE PUMPING STATION, NORTH WASTE WATER TREATMENT	4	W
WWT-M-PMPC-4WK-01	MONTHLY CENTRIFUGAL PUMP PM	S	NWWT-N1651	RETURN SLUDGE STATION 3, NORTH WASTE WATER TREATMENT	4	W
WWT-M-PMPC-4WK-01	MONTHLY CENTRIFUGAL PUMP PM	S	NWWT-N2630	PRIMARY SLUDGE PUMPING STATION 2, NORTH WASTE WATER TREATMENT	4	W
WWT-M-PMPC-4WK-01	MONTHLY CENTRIFUGAL PUMP PM	S	NWWT-N2651	RETURN SLUDGE STATION 2, NORTH WASTE WATER TREATMENT	4	W
WWT-M-PMPC-4WK-01	MONTHLY CENTRIFUGAL PUMP PM	S	PS0001-CP001	FOURTH STREET SEWER PUMP STATION 1	4	W
WWT-M-PMPC-4WK-01	MONTHLY CENTRIFUGAL PUMP PM	S	PS0002-CP002	NINTH STREET SEWER PUMP STATION 2	4	W
WWT-M-PMPC-4WK-01	MONTHLY CENTRIFUGAL PUMP PM	S	SWWT-S0601	GRIT BUILDING 1, SOUTH WASTE WATER TREATMENT	4	W
WWT-M-PMPC-4WK-01	MONTHLY CENTRIFUGAL PUMP PM	S	SWWT-S0602	GRIT BUILDING 2, SOUTH WASTE WATER TREATMENT	4	W
WWT-M-PMPC-4WK-01	MONTHLY CENTRIFUGAL PUMP PM	S	SWWT-S0606	AIR SCRUBBER BLDG 1, SOUTH WASTE WATER TREATMENT	4	W
WWT-M-PMPC-4WK-01	MONTHLY CENTRIFUGAL PUMP PM	S	SWWT-S0607	AIR SCRUBBER BLDG 2, SOUTH WASTE WATER TREATMENT	4	W
WWT-M-PMPC-4WK-01	MONTHLY CENTRIFUGAL PUMP PM	S	SWWT-S0608	AIR SCRUBBER BLDG 3, SOUTH WASTE WATER TREATMENT	4	W
WWT-M-PMPC-4WK-01	MONTHLY CENTRIFUGAL PUMP PM	S	SWWT-S0616	OXYGEN PRODUCTION FACILITY 1, SOUTH WASTE WATER TREATMENT	4	W
WWT-M-PMPC-4WK-01	MONTHLY CENTRIFUGAL PUMP PM	S	SWWT-S0617	OXYGEN PRODUCTION FACILITY 2, SOUTH WASTE WATER TREATMENT	4	W
WWT-M-PMPC-4WK-01	MONTHLY CENTRIFUGAL PUMP PM	S	SWWT-S0651	RETURN SLUDGE STATION 1, SOUTH WASTE WATER TREATMENT	4	W

WWT-M-PMPC-4WK-01	MONTHLY CENTRIFUGAL PUMP PM	S	SWWT-S0652	RETURN SLUDGE STATION 2, SOUTH WASTE WATER TREATMENT	4	W
WWT-M-PMPC-4WK-01	MONTHLY CENTRIFUGAL PUMP PM	S	SWWT-S0653	RETURN SLUDGE STATION 3, SOUTH WASTE WATER TREATMENT	4	W
WWT-M-PMPC-4WK-01	MONTHLY CENTRIFUGAL PUMP PM	S	SWWT-S0660	SLUDGE CONCENTRATION BUILDING/PLANT 1, SOUTH WASTE WATER TREATMENT	4	W
WWT-M-PMPC-4WK-01	MONTHLY CENTRIFUGAL PUMP PM	S	SWWT-S0670	POLYMER BUILDING-CONCENTRATORS, SOUTH WASTE WATER TREATMENT	4	W
WWT-M-PMPC-4WK-01	MONTHLY CENTRIFUGAL PUMP PM	S	SWWT-S0671	POLYMER BUILDING-CLARIFIERS, SOUTH WASTE WATER TREATMENT	4	W
WWT-M-PMPC-4WK-01	MONTHLY CENTRIFUGAL PUMP PM	S	SWWT-S0675	DIGESTER CLUSTER CONTROL BUILDING 1, SOUTH WASTE WATER TREATMENT	4	W
WWT-M-PMPC-4WK-01	MONTHLY CENTRIFUGAL PUMP PM	S	SWWT-S0680	DIGESTER CLUSTER CONTROL BUILDING 2, SOUTH WASTE WATER TREATMENT	4	W
WWT-M-PMPC-4WK-01	MONTHLY CENTRIFUGAL PUMP PM	S	SWWT-S0685	DIGESTER CLUSTER CONTROL BUILDING 3, SOUTH WASTE WATER TREATMENT	4	W
WWT-M-PMPC-4WK-01	MONTHLY CENTRIFUGAL PUMP PM	S	SWWT-S0705	GAS SCRUBBER AREA 1, SOUTH WASTE WATER TREATMENT	4	W
WWT-M-PMPC-4WK-01	MONTHLY CENTRIFUGAL PUMP PM	S	SWWT-S0710	SLUDGE DEWATERING BUILDING, SOUTH WASTE WATER TREATMENT	4	W
WWT-M-PMPC-4WK-01	MONTHLY CENTRIFUGAL PUMP PM	S	SWWT-S0714	FILTRATE BUILDING, SOUTH WASTE WATER TREATMENT	4	W
WWT-M-PMPC-4WK-01	MONTHLY CENTRIFUGAL PUMP PM	S	SWWT-S0740	CHLORINE BUILDING 1, SOUTH WASTE WATER TREATMENT	4	W
WWT-M-PMPC-4WK-01	MONTHLY CENTRIFUGAL PUMP PM	S	SWWT-S0750	EFFLUENT PUMP STATION BLDG 1, SOUTH WASTE WATER TREATMENT	4	W
WWT-M-PMPC-4WK-01	MONTHLY CENTRIFUGAL PUMP PM	S	SWWT-S0760	TRANSFER PUMP STATION, SOUTH WASTE WATER TREATMENT	4	W
WWT-M-PMPC-4WK-01	MONTHLY CENTRIFUGAL PUMP PM	S	SWWT-S0856	EFFLUENT REUSE FILTRATION, SOUTH WASTE WATER TREATMENT	4	W
WWT-M-PMPC-4WK-01	MONTHLY CENTRIFUGAL PUMP PM	S	SWWT-S1629	UNOX CONTROL BUILDING 1-4, SOUTH WASTE WATER TREATMENT	4	W
WWT-M-PMPC-4WK-01	MONTHLY CENTRIFUGAL PUMP PM	S	SWWT-S2629	UNOX CONTROL BUILDING 5 - 8, SOUTH WASTE WATER TREATMENT	4	W
WWT-M-PMPMD-4WK-01	MONTHLY METERING DIAPHRAGM PUMP PM	S	CWWT-C0617	OXYGEN PRODUCTION FACILITY 2, CENTRAL WASTE WATER TREATMENT	4	W
WWT-M-PMPMD-4WK-01	MONTHLY METERING DIAPHRAGM PUMP PM	S	CWWT-C0717	SLUDGE STORAGE BUILDING 2, CENTRAL WASTE WATER TREATMENT	4	W



WWT-M-PMPMD-4WK-01	MONTHLY METERING DIAPHRAGM PUMP PM	S	CWWT-C0774	SUB-STATION 09, CENTRAL WASTE WATER TREATMENT	4	W
WWT-M-PMPMD-4WK-01	MONTHLY METERING DIAPHRAGM PUMP PM	S	CWWT-C1606	AIR SCRUBBER BUILDING 1, CENTRAL WASTE WATER TREATMENT	4	W
WWT-M-PMPMD-4WK-01	MONTHLY METERING DIAPHRAGM PUMP PM	S	CWWT-C1607	AIR SCRUBBER BUILDING 3, CENTRAL WASTE WATER TREATMENT	4	W
WWT-M-PMPMD-4WK-01	MONTHLY METERING DIAPHRAGM PUMP PM	S	CWWT-C2606	AIR SCRUBBER BUILDING 2, CENTRAL WASTE WATER TREATMENT	4	W
WWT-M-PMPMD-4WK-01	MONTHLY METERING DIAPHRAGM PUMP PM	S	CWWT-C2607	AIR SCRUBBER BUILDING 4, CENTRAL WASTE WATER TREATMENT	4	W
WWT-M-PMPMD-4WK-01	MONTHLY METERING DIAPHRAGM PUMP PM	S	CWWT-C2608	AIR SCRUBBER BUILDING 5, CENTRAL WASTE WATER TREATMENT	4	W
WWT-M-PMPMD-4WK-01	MONTHLY METERING DIAPHRAGM PUMP PM	S	NWWT-N0604	PRE-TREATMENT & SLUDGE TRANSFER BUILDING, NORTH WASTE WATER TREATMENT	4	W
WWT-M-PMPMD-4WK-01	MONTHLY METERING DIAPHRAGM PUMP PM	S	NWWT-N0606	AIR SCRUBBER BUILDING 1, NORTH WASTE WATER TREATMENT	4	W
WWT-M-PMPMD-4WK-01	MONTHLY METERING DIAPHRAGM PUMP PM	S	NWWT-N0617	OXYGEN PRODUCTION FACILITY 2, NORTH WASTE WATER TREATMENT	4	W
WWT-M-PMPMD-4WK-01	MONTHLY METERING DIAPHRAGM PUMP PM	S	PS0001-CP001	FOURTH STREET SEWER PUMP STATION 1	4	W
WWT-M-PMPMD-4WK-01	MONTHLY METERING DIAPHRAGM PUMP PM	S	PS0002-CP002	NINTH STREET SEWER PUMP STATION 2	4	W
WWT-M-PMPMD-4WK-01	MONTHLY PLUNGER PUMP PM	S	SWWT-S0660	SLUDGE CONCENTRATION BUILDING/PLANT 1, SOUTH WASTE WATER TREATMENT	4	W
WWT-M-PMPVC-4WK-01	MONTHLY VERTICAL COLUMN OR VERTICAL TURBINE EFFLUENT PUMP PM	S	CWWT-C0750	EFFLUENT PUMP STATION, CENTRAL WASTE WATER TREATMENT	4	W
WWT-M-PMPVC-4WK-01	MONTHLY VERTICAL COLUMN OR VERTICAL TURBINE EFFLUENT PUMP PM	S	NWWT-N0750	EFFLUENT PUMP STATION, NORTH WASTE WATER TREATMENT	4	W
WWT-M-PMPVC-4WK-01	MONTHLY VERTICAL COLUMN OR VERTICAL TURBINE EFFLUENT PUMP PM	S	SWWT-S0750	EFFLUENT PUMP STATION BLDG 1, SOUTH WASTE WATER TREATMENT	4	W

WWT-M-PMPVC-4WK-01	MONTHLY VERTICAL COLUMN OR VERTICAL TURBINE EFFLUENT PUMP PM	S	SWWT-S0752	EFFLUENT PUMP STATION BLDG 2, SOUTH WASTE WATER TREATMENT	4	W
WWT-M-TRBE-4WK-01	MONTHLY OXYGEN PLANT EXPANSION TURBINE PM	S	WWPLANTS-CWWT	CENTRAL DISTRICT, WASTE WATER TREATMENT PLANT	4	W
WWT-M-TRBE-4WK-01	MONTHLY OXYGEN PLANT EXPANSION TURBINE PM	S	WWPLANTS-NWWT	NORTH DISTRICT, WASTE WATER TREATMENT PLANT	4	W
WWT-M-TRBE-4WK-01	MONTHLY OXYGEN PLANT EXPANSION TURBINE PM	S	WWPLANTS-SWWT	SOUTH DISTRICT, WASTE WATER TREATMENT PLANT	4	W
WWT-M-VLVCLW-4WK-01	MONTHLY CHECK LEVER AND WEIGHT VALVE PM	S	NWWT-N0604	PRE-TREATMENT & SLUDGE TRANSFER BUILDING, NORTH WASTE WATER TREATMENT	4	W
WWT-M-VLVCLW-4WK-01	MONTHLY CHECK LEVER AND WEIGHT VALVE PM	S	NWWT-N0740	ON-SITE CHLORINE BUILDING, NORTH WASTE WATER TREATMENT	4	W
WWT-M-VLVCLW-4WK-01	MONTHLY CHECK LEVER AND WEIGHT VALVE PM	S	NWWT-N0755	SCREEN CHAMBER, NORTH WASTE WATER TREATMENT	4	W
WWT-M-VLVCLW-4WK-01	MONTHLY CHECK LEVER AND WEIGHT VALVE PM	S	NWWT-N0825	INJ WELL PUMP STA LIFT STA 1A, NORTH WASTE WATER TREATMENT	4	W
WWT-M-VLVCLW-4WK-01	MONTHLY CHECK LEVER AND WEIGHT VALVE PM	S	NWWT-N0856	EFFLUENT REUSE FILTRATION, NORTH WASTE WATER TREATMENT	4	W
WWT-M-VLVCLW-4WK-01	MONTHLY CHECK LEVER AND WEIGHT VALVE PM	S	NWWT-N1651	RETURN SLUDGE STATION 3, NORTH WASTE WATER TREATMENT	4	W
WWT-M-VLVCLW-4WK-01	MONTHLY CHECK LEVER AND WEIGHT VALVE PM	S	NWWT-N2630	PRIMARY SLUDGE PUMPING STATION 2, NORTH WASTE WATER TREATMENT	4	W
WWT-M-DRVH-8WK-01	BIMONTHLY HYDRAULIC DRIVE PM	S	CWWT-C0710	SLUDGE DEWATERING BUILDING, CENTRAL WASTE WATER TREATMENT	8	W
WWT-M-GRBRM-8WK-01	MONTHLY MULTISTAGE REDUCTION GEARBOX PM	S	CWWT-C1661	SLUDGE CONCENTRATION TANK 1/PLANT 1, CENTRAL WASTE WATER TREATMENT	8	W
WWT-M-GRBRM-8WK-01	MONTHLY MULTISTAGE REDUCTION GEARBOX PM	S	CWWT-C1662	SLUDGE CONCENTRATION TANK 2/PLANT 1, CENTRAL WASTE WATER TREATMENT	8	W
WWT-M-GRBRM-8WK-01	MONTHLY MULTISTAGE REDUCTION GEARBOX PM	S	CWWT-C1663	SLUDGE CONCENTRATION TANK 3/PLANT 1, CENTRAL WASTE WATER TREATMENT	8	W
WWT-M-GRBRM-8WK-01	MONTHLY MULTISTAGE REDUCTION GEARBOX PM	S	CWWT-C1664	SLUDGE CONCENTRATION TANK 4/PLANT 1, CENTRAL WASTE WATER TREATMENT	8	W

WWT-M-GRBRM-8WK-01	MONTHLY MULTISTAGE REDUCTION GEARBOX PM	S	CWWT-C2661	SLUDGE CONCENTRATION TANK 1/PLANT 2, CENTRAL WASTE WATER TREATMENT	8	W
WWT-M-GRBRM-8WK-01	MONTHLY MULTISTAGE REDUCTION GEARBOX PM	S	CWWT-C2662	SLUDGE CONCENTRATION TANK 2/PLANT 2, CENTRAL WASTE WATER TREATMENT	8	W
WWT-M-GRBRM-8WK-01	MONTHLY MULTISTAGE REDUCTION GEARBOX PM	S	CWWT-C2663	SLUDGE CONCENTRATION TANK 3/PLANT 2, CENTRAL WASTE WATER TREATMENT	8	W
WWT-M-GRBRM-8WK-01	MONTHLY MULTISTAGE REDUCTION GEARBOX PM	S	CWWT-C2664	SLUDGE CONCENTRATION TANK 4/PLANT 2, CENTRAL WASTE WATER TREATMENT	8	W
WWT-M-MXR-8WK-01	BI-MONTHLY MIXER PM	S	CWWT-C1681	DIGESTER TANK 5/PLANT 1, CENTRAL WASTE WATER TREATMENT	8	W
WWT-M-MXR-8WK-01	BI-MONTHLY MIXER PM	S	CWWT-C1683	DIGESTER TANK 7/PLANT 1, CENTRAL WASTE WATER TREATMENT	8	W
WWT-M-MXR-8WK-01	BI-MONTHLY MIXER PM	S	CWWT-C2677	DIGESTER TANK 1/PLANT 2, CENTRAL WASTE WATER TREATMENT	8	W
WWT-M-MXR-8WK-01	BI-MONTHLY MIXER PM	S	CWWT-C2679	DIGESTER TANK 3/PLANT 2, CENTRAL WASTE WATER TREATMENT	8	W
WWT-M-MXR-8WK-01	BI-MONTHLY MIXER PM	S	CWWT-C2681	DIGESTER TANK 5/PLANT 2, CENTRAL WASTE WATER TREATMENT	8	W
WWT-M-MXR-8WK-01	BI-MONTHLY MIXER PM	S	CWWT-C2682	DIGESTER TANK 6/PLANT 2, CENTRAL WASTE WATER TREATMENT	8	W
WWT-M-MXR-8WK-01	BI-MONTHLY MIXER PM	S	CWWT-C2683	DIGESTER TANK 7/PLANT 2, CENTRAL WASTE WATER TREATMENT	8	W
WWT-M-PMPMD-4WK-01	MONTHLY METERING DIAPHRAGM PUMP PM	S	NWWT-N0742	AUXILLARY HYPOCHLORITE STORAGE AND DISTRIBUTION AREA	8	W
WWT-M-PMPMD-4WK-01	MONTHLY METERING DIAPHRAGM PUMP PM	S	NWWT-N0743	PRETREAT/PSPS1 HYPOCHLORITE STORAGE AND DISTRIBUTION STATION	8	W
WWT-M-PMPMD-4WK-01	MONTHLY METERING DIAPHRAGM PUMP PM	S	NWWT-N1742	RSPS 3 HYPOCHLORITE STORAGE AND DISTRIBUTION STATION	8	W
WWT-M-PMPMD-4WK-01	MONTHLY METERING DIAPHRAGM PUMP PM	S	NWWT-N2742	PSPS2/SCRB BLDG HYPOCHLORITE STORAGE AND DISTRIBUTION STATION	8	W
WWT-M-PMPPC-8WK-01	BIMONTHLY PROGRESSIVE CAVITY SLUDGE PUMP /GRINDER GROUP PM	S	C071034SP1	SLDG DEWTR BLDG-SLUDGE PUMP 1	8	W
WWT-M-PMPPC-8WK-01	BIMONTHLY PROGRESSIVE CAVITY SLUDGE PUMP /GRINDER GROUP PM	S	C071034SP2	SLDG DEWTR BLDG-SLUDGE PUMP 2	8	W
WWT-M-PMPPC-8WK-01	BIMONTHLY PROGRESSIVE CAVITY SLUDGE PUMP /GRINDER GROUP PM	S	C071034SP3	SLDG DEWTR BLDG-SLUDGE PUMP 3	8	W

WWT-M-PMPPC-8WK-01	BIMONTHLY PROGRESSIVE CAVITY SLUDGE PUMP /GRINDER GROUP PM	S	C071034SP4	SLDG DEWTR BLDG-SLUDGE PUMP 4	8	W
WWT-M-PMPPC-8WK-01	BIMONTHLY PROGRESSIVE CAVITY SLUDGE PUMP /GRINDER GROUP PM	S	C071034SP5	SLDG DEWTR BLDG-SLUDGE PUMP 5	8	W
WWT-M-PMPPC-8WK-01	BIMONTHLY PROGRESSIVE CAVITY SLUDGE PUMP /GRINDER GROUP PM	S	C071034SP6	SLDG DEWTR BLDG-SLUDGE PUMP 6	8	W
WWT-M-PMPPC-8WK-01	BIMONTHLY PROGRESSIVE CAVITY SLUDGE PUMP /GRINDER GROUP PM	S	C071034SP7	SLDG DEWTR BLDG-SLUDGE PUMP 7	8	W
WWT-M-PMPPC-8WK-01	BIMONTHLY PROGRESSIVE CAVITY SLUDGE PUMP /GRINDER GROUP PM	S	C071034SP8	SLDG DEWTR BLDG-SLUDGE PUMP 8	8	W
WWT-M-PMPPC-8WK-01	BIMONTHLY PROGRESSIVE CAVITY SLUDGE PUMP /GRINDER GROUP PM	S	C166012SP1	SLDG CONC BLDG 1- SLUDGE PUMP 1	8	W
WWT-M-PMPPC-8WK-01	BIMONTHLY PROGRESSIVE CAVITY SLUDGE PUMP /GRINDER GROUP PM	S	C166012SP2	SLDG CONC BLDG 1- SLUDGE PUMP 2	8	W
WWT-M-PMPPC-8WK-01	BIMONTHLY PROGRESSIVE CAVITY SLUDGE PUMP /GRINDER GROUP PM	S	C166012SP3	SLDG CONC BLDG 1- SLUDGE PUMP 3	8	W
WWT-M-PMPPC-8WK-01	BIMONTHLY PROGRESSIVE CAVITY SLUDGE PUMP /GRINDER GROUP PM	S	C166012SP4	SLDG CONC BLDG 1- SLUDGE PUMP 4	8	W
WWT-M-PMPPC-8WK-01	BIMONTHLY PROGRESSIVE CAVITY SLUDGE PUMP /GRINDER GROUP PM	S	C166012SP5	SLDG CONC BLDG 1- SLUDGE PUMP 5	8	W
WWT-M-PMPPC-8WK-01	BIMONTHLY PROGRESSIVE CAVITY SLUDGE PUMP /GRINDER GROUP PM	S	C166012SP6	SLDG CONC BLDG 1- SLUDGE PUMP 6	8	W
WWT-M-PMPPC-8WK-01	BIMONTHLY PROGRESSIVE CAVITY SLUDGE PUMP /GRINDER GROUP PM	S	C266012SP1	SLDG CONC BLDG 2- SLUDGE PUMP 1	8	W
WWT-M-PMPPC-8WK-01	BIMONTHLY PROGRESSIVE CAVITY SLUDGE PUMP /GRINDER GROUP PM	S	C266012SP2	SLDG CONC BLDG 2- SLUDGE PUMP 2	8	W
WWT-M-PMPPC-8WK-01	BIMONTHLY PROGRESSIVE CAVITY SLUDGE PUMP /GRINDER GROUP PM	S	C266012SP3	SLDG CONC BLDG 2- SLUDGE PUMP 3	8	W

WWT-M-PMPPC-8WK-01	BIMONTHLY PROGRESSIVE CAVITY SLUDGE PUMP /GRINDER GROUP PM	S	C266012SP4	SLDG CONC BLDG 2- SLUDGE PUMP 4	8	W
WWT-M-PMPPC-8WK-01	BIMONTHLY PROGRESSIVE CAVITY SLUDGE PUMP /GRINDER GROUP PM	S	C266012SP5	SLDG CONC BLDG 2- SLUDGE PUMP 5	8	W
WWT-M-PMPPC-8WK-01	BIMONTHLY PROGRESSIVE CAVITY SLUDGE PUMP /GRINDER GROUP PM	S	C266012SP6	SLDG CONC BLDG 2- SLUDGE PUMP 6	8	W
WWT-M-PMPPC-8WK-01	BIMONTHLY PROGRESSIVE CAVITY SLUDGE PUMP /GRINDER GROUP PM	S	SWWT-S0710	SLUDGE DEWATERING BUILDING, SOUTH WASTE WATER TREATMENT	8	W
WWT-M-ARR-12WK-01	QUARTERLY FLAME ARRESTOR/ REGULATOR/ BURNER/ Y-STRAINER GROUP PM	S	CWWT-C1675	DIGESTER CLUSTER CONTROL BUILDING 1/PLANT 1, CENTRAL WASTE WATER TREATMENT	12	W
WWT-M-ARR-12WK-01	QUARTERLY FLAME ARRESTOR/ REGULATOR/ BURNER/ Y-STRAINER GROUP PM	S	CWWT-C1680	DIGESTER CLUSTER CONTROL BUILDING 2/PLANT 1, CENTRAL WASTE WATER TREATMENT	12	W
WWT-M-ARR-12WK-01	QUARTERLY FLAME ARRESTOR/ REGULATOR/ BURNER/ Y-STRAINER GROUP PM	S	CWWT-C2675	DIGESTER CLUSTER CONTROL BUILDING 1/PLANT 2, CENTRAL WASTE WATER TREATMENT	12	W
WWT-M-ARR-12WK-01	QUARTERLY FLAME ARRESTOR/ REGULATOR/ BURNER/ Y-STRAINER GROUP PM	S	CWWT-C2680	DIGESTER CLUSTER CONTROL BUILDING 2/PLANT 2, CENTRAL WASTE WATER TREATMENT	12	W
WWT-M-ARR-12WK-01	QUARTERLY FLAME ARRESTOR/ REGULATOR/ BURNER/ Y-STRAINER GROUP PM	S	CWWT-C2685	DIGESTER CLUSTER CONTROL BUILDING 3/PLANT 2, CENTRAL WASTE WATER TREATMENT	12	W
WWT-M-ARR-12WK-01	QUARTERLY FLAME ARRESTOR/ REGULATOR/ BURNER/ Y-STRAINER GROUP PM	S	CWWT-C2690	DIGESTER CLUSTER CONTROL BUILDING 4/PLANT 2, CENTRAL WASTE WATER TREATMENT	12	W
WWT-M-ARR-12WK-01	QUARTERLY FLAME ARRESTOR/ REGULATOR/ BURNER/ Y-STRAINER GROUP PM	S	SWWT-S0675	DIGESTER CLUSTER CONTROL BUILDING 1, SOUTH WASTE WATER TREATMENT	12	W

WWT-M-ARR-12WK-01	QUARTERLY FLAME ARRESTOR/ REGULATOR/ BURNER/ Y-STRAINER GROUP PM	S	SWWT-S0680	DIGESTER CLUSTER CONTROL BUILDING 2, SOUTH WASTE WATER TREATMENT	12	W
WWT-M-ARR-12WK-01	QUARTERLY FLAME ARRESTOR/ REGULATOR/ BURNER/ Y-STRAINER GROUP PM	S	SWWT-S0685	DIGESTER CLUSTER CONTROL BUILDING 3, SOUTH WASTE WATER TREATMENT	12	W
WWT-M-ARR-12WK-01	QUARTERLY FLAME ARRESTOR/ REGULATOR/ BURNER/ Y-STRAINER GROUP PM	S	SWWT-S0708	GAS SPHERES, SOUTH WASTE WATER TREATMENT	12	W
WWT-M-BLW-12WK-01	QUARTERLY BLOWER INSPECTION	S	CWWT-C0617	OXYGEN PRODUCTION FACILITY 2, CENTRAL WASTE WATER TREATMENT	12	W
WWT-M-BLW-12WK-01	QUARTERLY BLOWER INSPECTION	S	CWWT-C0710	SLUDGE DEWATERING BUILDING, CENTRAL WASTE WATER TREATMENT	12	W
WWT-M-BLW-12WK-01	QUARTERLY BLOWER INSPECTION	S	CWWT-C1601	GRIT BUILDING 1, CENTRAL WASTE WATER TREATMENT	12	W
WWT-M-BLW-12WK-01	QUARTERLY BLOWER INSPECTION	S	CWWT-C1606	AIR SCRUBBER BUILDING 1, CENTRAL WASTE WATER TREATMENT	12	W
WWT-M-BLW-12WK-01	QUARTERLY BLOWER INSPECTION	S	CWWT-C1607	AIR SCRUBBER BUILDING 3, CENTRAL WASTE WATER TREATMENT	12	W
WWT-M-BLW-12WK-01	QUARTERLY BLOWER INSPECTION	S	CWWT-C1621	OXYGENATION TRAIN 1/AERATION TANKS 1 - 6, CENTRAL WASTE WATER TREATMENT	12	W
WWT-M-BLW-12WK-01	QUARTERLY BLOWER INSPECTION	S	CWWT-C1622	OXYGENATION TRAIN 2, CENTRAL WASTE WATER TREATMENT	12	W
WWT-M-BLW-12WK-01	QUARTERLY BLOWER INSPECTION	S	CWWT-C1623	OXYGENATION TRAIN 3, CENTRAL WASTE WATER TREATMENT	12	W
WWT-M-BLW-12WK-01	QUARTERLY BLOWER INSPECTION	S	CWWT-C1653	RETURN SLUDGE STATION 3/PLANT 1, CENTRAL WASTE WATER TREATMENT	12	W
WWT-M-BLW-12WK-01	QUARTERLY BLOWER INSPECTION	S	CWWT-C1675	DIGESTER CLUSTER CONTROL BUILDING 1/PLANT 1, CENTRAL WASTE WATER TREATMENT	12	W
WWT-M-BLW-12WK-01	QUARTERLY BLOWER INSPECTION	S	CWWT-C1680	DIGESTER CLUSTER CONTROL BUILDING 2/PLANT 1, CENTRAL WASTE WATER TREATMENT	12	W
WWT-M-BLW-12WK-01	QUARTERLY BLOWER INSPECTION	S	CWWT-C1735	BLOWER/CO-GEN BUILDING, CENTRAL WASTE WATER TREATMENT	12	W
WWT-M-BLW-12WK-01	QUARTERLY BLOWER INSPECTION	S	CWWT-C1740	CHLORINE BUILDING 1, CENTRAL WASTE WATER TREATMENT	12	W

WWT-M-BLW-12WK-01	QUARTERLY BLOWER INSPECTION	S	CWWT-C2601	GRIT BUILDING 2, CENTRAL WASTE WATER TREATMENT	12	W
WWT-M-BLW-12WK-01	QUARTERLY BLOWER INSPECTION	S	CWWT-C2606	AIR SCRUBBER BUILDING 2, CENTRAL WASTE WATER TREATMENT	12	W
WWT-M-BLW-12WK-01	QUARTERLY BLOWER INSPECTION	S	CWWT-C2607	AIR SCRUBBER BUILDING 4, CENTRAL WASTE WATER TREATMENT	12	W
WWT-M-BLW-12WK-01	QUARTERLY BLOWER INSPECTION	S	CWWT-C2608	AIR SCRUBBER BUILDING 5, CENTRAL WASTE WATER TREATMENT	12	W
WWT-M-BLW-12WK-01	QUARTERLY BLOWER INSPECTION	S	CWWT-C2621	OXYGENATION TRAIN 1, CENTRAL WASTE WATER TREATMENT	12	W
WWT-M-BLW-12WK-01	QUARTERLY BLOWER INSPECTION	S	CWWT-C2622	OXYGENATION TRAIN 2, CENTRAL WASTE WATER TREATMENT	12	W
WWT-M-BLW-12WK-01	QUARTERLY BLOWER INSPECTION	S	CWWT-C2623	OXYGENATION TRAIN 3, CENTRAL WASTE WATER TREATMENT	12	W
WWT-M-BLW-12WK-01	QUARTERLY BLOWER INSPECTION	S	CWWT-C2624	OXYGENATION TRAIN 4, CENTRAL WASTE WATER TREATMENT	12	W
WWT-M-BLW-12WK-01	QUARTERLY BLOWER INSPECTION	S	CWWT-C2653	RETURN SLUDGE STATION 3/PLANT 2, CENTRAL WASTE WATER TREATMENT	12	W
WWT-M-BLW-12WK-01	QUARTERLY BLOWER INSPECTION	S	CWWT-C2675	DIGESTER CLUSTER CONTROL BUILDING 1/PLANT 2, CENTRAL WASTE WATER TREATMENT	12	W
WWT-M-BLW-12WK-01	QUARTERLY BLOWER INSPECTION	S	CWWT-C2677	DIGESTER TANK 1/PLANT 2, CENTRAL WASTE WATER TREATMENT	12	W
WWT-M-BLW-12WK-01	QUARTERLY BLOWER INSPECTION	S	CWWT-C2679	DIGESTER TANK 3/PLANT 2, CENTRAL WASTE WATER TREATMENT	12	W
WWT-M-BLW-12WK-01	QUARTERLY BLOWER INSPECTION	S	CWWT-C2680	DIGESTER CLUSTER CONTROL BUILDING 2/PLANT 2, CENTRAL WASTE WATER TREATMENT	12	W
WWT-M-BLW-12WK-01	QUARTERLY BLOWER INSPECTION	S	CWWT-C2685	DIGESTER CLUSTER CONTROL BUILDING 3/PLANT 2, CENTRAL WASTE WATER TREATMENT	12	W
WWT-M-BLW-12WK-01	QUARTERLY BLOWER INSPECTION	S	CWWT-C2687	DIGESTER TANK 9/PLANT 2, CENTRAL WASTE WATER TREATMENT	12	W
WWT-M-BLW-12WK-01	QUARTERLY BLOWER INSPECTION	S	CWWT-C2689	DIGESTER TANK 11/PLANT 2, CENTRAL WASTE WATER TREATMENT	12	W
WWT-M-BLW-12WK-01	QUARTERLY BLOWER INSPECTION	S	CWWT-C2690	DIGESTER CLUSTER CONTROL BUILDING 4/PLANT 2, CENTRAL WASTE WATER TREATMENT	12	W
WWT-M-BLW-12WK-01	QUARTERLY BLOWER INSPECTION	S	NWWT-N0604	PRE-TREATMENT & SLUDGE TRANSFER BUILDING, NORTH WASTE WATER TREATMENT	12	W
WWT-M-BLW-12WK-01	QUARTERLY BLOWER INSPECTION	S	NWWT-N0606	AIR SCRUBBER BUILDING 1, NORTH WASTE WATER TREATMENT	12	W
WWT-M-BLW-12WK-01	QUARTERLY BLOWER INSPECTION	S	NWWT-N0621	OXYGENATION TRAIN 3, NORTH WASTE WATER TREATMENT	12	W

WWT-M-BLW-12WK-01	QUARTERLY BLOWER INSPECTION	S	NWWT-N0622	OXYGENATION TRAIN 4, NORTH WASTE WATER TREATMENT	12	W
WWT-M-BLW-12WK-01	QUARTERLY BLOWER INSPECTION	S	NWWT-N0630	PRIMARY SLUDGE PUMPING STATION 1, NORTH WASTE WATER TREATMENT	12	W
WWT-M-BLW-12WK-01	QUARTERLY BLOWER INSPECTION	S	NWWT-N0631	PRIMARY CLARIFIER 3, NORTH WASTE WATER TREATMENT	12	W
WWT-M-BLW-12WK-01	QUARTERLY BLOWER INSPECTION	S	NWWT-N0632	PRIMARY CLARIFIER 4, NORTH WASTE WATER TREATMENT	12	W
WWT-M-BLW-12WK-01	QUARTERLY BLOWER INSPECTION	S	NWWT-N0651	RETURN SLUDGE STATION 1, NORTH WASTE WATER TREATMENT	12	W
WWT-M-BLW-12WK-01	QUARTERLY BLOWER INSPECTION	S	NWWT-N0740	ON-SITE CHLORINE BUILDING, NORTH WASTE WATER TREATMENT	12	W
WWT-M-BLW-12WK-01	QUARTERLY BLOWER INSPECTION	S	NWWT-N0856	EFFLUENT REUSE FILTRATION, NORTH WASTE WATER TREATMENT	12	W
WWT-M-BLW-12WK-01	QUARTERLY BLOWER INSPECTION	S	NWWT-N1621	OXYGENATION TRAIN 1, NORTH WASTE WATER TREATMENT	12	W
WWT-M-BLW-12WK-01	QUARTERLY BLOWER INSPECTION	S	NWWT-N1622	OXYGENATION TRAIN 2, NORTH WASTE WATER TREATMENT	12	W
WWT-M-BLW-12WK-01	QUARTERLY BLOWER INSPECTION	S	NWWT-N1631	PRIMARY CLARIFIER 1, NORTH WASTE WATER TREATMENT	12	W
WWT-M-BLW-12WK-01	QUARTERLY BLOWER INSPECTION	S	NWWT-N1632	PRIMARY CLARIFIER 2, NORTH WASTE WATER TREATMENT	12	W
WWT-M-BLW-12WK-01	QUARTERLY BLOWER INSPECTION	S	NWWT-N1651	RETURN SLUDGE STATION 3, NORTH WASTE WATER TREATMENT	12	W
WWT-M-BLW-12WK-01	QUARTERLY BLOWER INSPECTION	S	NWWT-N1652	RETURN SLUDGE STATION 4, NORTH WASTE WATER TREATMENT	12	W
WWT-M-BLW-12WK-01	QUARTERLY BLOWER INSPECTION	S	NWWT-N1653	RETURN SLUDGE STATION 5, NORTH WASTE WATER TREATMENT	12	W
WWT-M-BLW-12WK-01	QUARTERLY BLOWER INSPECTION	S	NWWT-N2621	OXYGENATION TRAIN 5, NORTH WASTE WATER TREATMENT	12	W
WWT-M-BLW-12WK-01	QUARTERLY BLOWER INSPECTION	S	NWWT-N2630	PRIMARY SLUDGE PUMPING STATION 2, NORTH WASTE WATER TREATMENT	12	W
WWT-M-BLW-12WK-01	QUARTERLY BLOWER INSPECTION	S	NWWT-N2631	PRIMARY CLARIFIER 5, NORTH WASTE WATER TREATMENT	12	W
WWT-M-BLW-12WK-01	QUARTERLY BLOWER INSPECTION	S	NWWT-N2651	RETURN SLUDGE STATION 2, NORTH WASTE WATER TREATMENT	12	W
WWT-M-BLW-12WK-01	QUARTERLY BLOWER INSPECTION	S	PS0001-CP001	FOURTH STREET SEWER PUMP STATION 1	12	W
WWT-M-BLW-12WK-01	QUARTERLY BLOWER INSPECTION	S	PS0002-CP002	NINTH STREET SEWER PUMP STATION 2	12	W
WWT-M-BLW-12WK-01	QUARTERLY BLOWER INSPECTION	S	SWWT-S0282	FILTRATION SYSTEM AREA-SOUTH, SOUTH WASTE WATER TREATMENT	12	W
WWT-M-BLW-12WK-01	QUARTERLY BLOWER INSPECTION	S	SWWT-S0601	GRIT BUILDING 1, SOUTH WASTE WATER TREATMENT	12	W



WWT-M-BLW-12WK-01	QUARTERLY BLOWER INSPECTION	S	SWWT-S0602	GRIT BUILDING 2, SOUTH WASTE WATER TREATMENT	12	W
WWT-M-BLW-12WK-01	QUARTERLY BLOWER INSPECTION	S	SWWT-S0606	AIR SCRUBBER BLDG 1, SOUTH WASTE WATER TREATMENT	12	W
WWT-M-BLW-12WK-01	QUARTERLY BLOWER INSPECTION	S	SWWT-S0607	AIR SCRUBBER BLDG 2, SOUTH WASTE WATER TREATMENT	12	W
WWT-M-BLW-12WK-01	QUARTERLY BLOWER INSPECTION	S	SWWT-S0608	AIR SCRUBBER BLDG 3, SOUTH WASTE WATER TREATMENT	12	W
WWT-M-BLW-12WK-01	QUARTERLY BLOWER INSPECTION	S	SWWT-S0621	OXYGENATION TRAINS 1, SOUTH WASTE WATER TREATMENT	12	W
WWT-M-BLW-12WK-01	QUARTERLY BLOWER INSPECTION	S	SWWT-S0622	OXYGENATION TRAINS 2, SOUTH WASTE WATER TREATMENT	12	W
WWT-M-BLW-12WK-01	QUARTERLY BLOWER INSPECTION	S	SWWT-S0623	OXYGENATION TRAINS 3, SOUTH WASTE WATER TREATMENT	12	W
WWT-M-BLW-12WK-01	QUARTERLY BLOWER INSPECTION	S	SWWT-S0624	OXYGENATION TRAINS 4, SOUTH WASTE WATER TREATMENT	12	W
WWT-M-BLW-12WK-01	QUARTERLY BLOWER INSPECTION	S	SWWT-S0625	OXYGENATION TRAINS 5, SOUTH WASTE WATER TREATMENT	12	W
WWT-M-BLW-12WK-01	QUARTERLY BLOWER INSPECTION	S	SWWT-S0626	OXYGENATION TRAINS 6, SOUTH WASTE WATER TREATMENT	12	W
WWT-M-BLW-12WK-01	QUARTERLY BLOWER INSPECTION	S	SWWT-S0627	OXYGENATION TRAINS 7, SOUTH WASTE WATER TREATMENT	12	W
WWT-M-BLW-12WK-01	QUARTERLY BLOWER INSPECTION	S	SWWT-S0675	DIGESTER CLUSTER CONTROL BUILDING 1, SOUTH WASTE WATER TREATMENT	12	W
WWT-M-BLW-12WK-01	QUARTERLY BLOWER INSPECTION	S	SWWT-S0679	DIGESTER TANK 3, SOUTH WASTE WATER TREATMENT	12	W
WWT-M-BLW-12WK-01	QUARTERLY BLOWER INSPECTION	S	SWWT-S0680	DIGESTER CLUSTER CONTROL BUILDING 2, SOUTH WASTE WATER TREATMENT	12	W
WWT-M-CHL-12WK-01	QUARTERLY CHLORINATOR PM	S	C174040CHL1	CL2 BLDG 1-CHLORINATOR 1	12	W
WWT-M-CHL-12WK-01	QUARTERLY CHLORINATOR PM	S	C174040CHL2	CL2 BLDG 1-CHLORINATOR 2	12	W
WWT-M-CHL-12WK-01	QUARTERLY CHLORINATOR PM	S	C174040CHL3	CL2 BLDG 1-CHLORINATOR 3	12	W
WWT-M-CHL-12WK-01	QUARTERLY CHLORINATOR PM	S	C174040CHL5	CL2 BLDG 1-CHLORINATOR 5	12	W
WWT-M-CHL-12WK-01	QUARTERLY CHLORINATOR PM	S	C174040CHL6	CL2 BLDG 1-CHLORINATOR 6	12	W
WWT-M-CHL-12WK-01	QUARTERLY CHLORINATOR PM	S	C174040CHL7	CL2 BLDG 1-CHLORINATOR 7	12	W
WWT-M-CHL-12WK-01	QUARTERLY CHLORINATOR PM	S	C274040CHL1	CL2 BLDG 2-CHLORINATOR 1	12	W
WWT-M-CHL-12WK-01	QUARTERLY CHLORINATOR PM	S	C274040CHL2	CL2 BLDG 2-CHLORINATOR 2	12	W

WWT-M-CHL-12WK-01	QUARTERLY CHLORINATOR PM	S	C274040CHL3	CL2 BLDG 2-CHLORINATOR 3	12	W
WWT-M-CHL-12WK-01	QUARTERLY CHLORINATOR PM	S	C274040CHL4	CL2 BLDG 2-CHLORINATOR 4	12	W
WWT-M-CNVB-12WK-01	QUARTERLY CONVEYOR BELT LUBRICATION PM	S	N060103BSCB1	GRIT BLDG-BARSCREEN CONVEYOR BELT 1	12	W
WWT-M-CNVB-12WK-01	QUARTERLY CONVEYOR BELT LUBRICATION PM	S	N060103BSCB2	GRIT BLDG-BARSCREEN CONVEYOR BELT 2	12	W
WWT-M-CNVB-12WK-01	QUARTERLY CONVEYOR BELT LUBRICATION PM	S	N060403BSCB	PRETREAT-BARSCREEN CONVEYOR BELT	12	W
WWT-M-CNVB-12WK-01	QUARTERLY CONVEYOR BELT LUBRICATION PM	S	SWWT-S0601	GRIT BUILDING 1, SOUTH WASTE WATER TREATMENT	12	W
WWT-M-CNVB-12WK-01	QUARTERLY CONVEYOR BELT LUBRICATION PM	S	SWWT-S0602	GRIT BUILDING 2, SOUTH WASTE WATER TREATMENT	12	W
WWT-M-CNVMS-12WK-01	QUARTERLY CONVEYOR MECHANICAL SCREEN PM	S	NWWT-N0755	SCREEN CHAMBER, NORTH WASTE WATER TREATMENT	12	W
WWT-M-CNVS-26WK-01	QUARTERLY/ SEMI-ANNUAL POLYMER SCREW CONVEYOR GROUP PM	S	C071021PPS1	SLDG DEWTR BLDG-POLYMER PREP/FEEDER SYSTEM 1	12	W
WWT-M-CNVS-26WK-01	QUARTERLY/ SEMI-ANNUAL POLYMER SCREW CONVEYOR GROUP PM	S	C071021PPS2	SLDG DEWTR BLDG-POLYMER PREP/FEEDER SYSTEM 2	12	W
WWT-M-CNVS-26WK-01	QUARTERLY/ SEMI-ANNUAL POLYMER SCREW CONVEYOR GROUP PM	S	C071021PPS3	SLDG DEWTR BLDG-POLYMER PREP/FEEDER SYSTEM 3	12	W
WWT-M-CNVS-26WK-01	QUARTERLY/ SEMI-ANNUAL POLYMER SCREW CONVEYOR GROUP PM	S	C167021PB1	POLYMER BLDG-POLYMER BLENDER 1	12	W
WWT-M-CNVS-26WK-01	QUARTERLY/ SEMI-ANNUAL POLYMER SCREW CONVEYOR GROUP PM	S	C167021PB2	POLYMER BLDG-POLYMER BLENDER 2	12	W
WWT-M-CNVS-26WK-01	QUARTERLY/ SEMI-ANNUAL POLYMER SCREW CONVEYOR GROUP PM	S	C267021PB1	POLYMER BLDG-POLYMER BLENDER 1	12	W
WWT-M-CNVS-26WK-01	QUARTERLY/ SEMI-ANNUAL POLYMER SCREW CONVEYOR GROUP PM	S	C267021PB2	POLYMER BLDG-POLYMER BLENDER 2	12	W
WWT-M-CNVS-26WK-01	QUARTERLY/ SEMI-ANNUAL POLYMER SCREW CONVEYOR GROUP PM	S	S067021PB1	POLYMER BLDG-POLYMER BLENDER 1	12	W
WWT-M-CNVS-26WK-01	QUARTERLY/ SEMI-ANNUAL POLYMER SCREW CONVEYOR GROUP PM	S	S067021PB2	POLYMER BLDG-POLYMER BLENDER 2	12	W

WWT-M-CNVS-26WK-01	QUARTERLY/ SEMI-ANNUAL POLYMER SCREW CONVEYOR GROUP PM	S	S067121PBA	POLYMER BLDG-CLAR- POLYMER BLENDER A	12	W
WWT-M-CNVS-26WK-01	QUARTERLY/ SEMI-ANNUAL POLYMER SCREW CONVEYOR GROUP PM	S	S067121PBB	POLYMER BLDG-CLAR- POLYMER BLENDER B	12	W
WWT-M-CNVS-26WK-01	QUARTERLY/ SEMI-ANNUAL POLYMER SCREW CONVEYOR GROUP PM	S	S071021PPS1	SLDG DEWTR BLDG- POLYMER PREPARATION SYSTEM 1	12	W
WWT-M-CNVS-26WK-01	QUARTERLY/ SEMI-ANNUAL POLYMER SCREW CONVEYOR GROUP PM	S	S071021PPS2	SLDG DEWTR BLDG- POLYMER PREPARATION SYSTEM 2	12	W
WWT-M-FANCB-12WK-01	QUARTERLY CENTRIFUGAL BELT DRIVEN FAN PM	S	CWWT-C1606	AIR SCRUBBER BUILDING 1, CENTRAL WASTE WATER TREATMENT	12	W
WWT-M-FANCB-12WK-01	QUARTERLY CENTRIFUGAL BELT DRIVEN FAN PM	S	CWWT-C1607	AIR SCRUBBER BUILDING 3, CENTRAL WASTE WATER TREATMENT	12	W
WWT-M-FANCB-12WK-01	QUARTERLY CENTRIFUGAL BELT DRIVEN FAN PM	S	CWWT-C1680	DIGESTER CLUSTER CONTROL BUILDING 2/PLANT 1, CENTRAL WASTE WATER TREATMENT	12	W
WWT-M-FANCB-12WK-01	QUARTERLY CENTRIFUGAL BELT DRIVEN FAN PM	S	CWWT-C2606	AIR SCRUBBER BUILDING 2, CENTRAL WASTE WATER TREATMENT	12	W
WWT-M-FANCB-12WK-01	QUARTERLY CENTRIFUGAL BELT DRIVEN FAN PM	S	CWWT-C2607	AIR SCRUBBER BUILDING 4, CENTRAL WASTE WATER TREATMENT	12	W
WWT-M-FANCB-12WK-01	QUARTERLY CENTRIFUGAL BELT DRIVEN FAN PM	S	CWWT-C2660	SLUDGE CONCENTRATION BUILDING/PLANT 2, CENTRAL WASTE WATER TREATMENT	12	W
WWT-M-FANCB-12WK-01	QUARTERLY CENTRIFUGAL BELT DRIVEN FAN PM	S	CWWT-C2675	DIGESTER CLUSTER CONTROL BUILDING 1/PLANT 2, CENTRAL WASTE WATER TREATMENT	12	W
WWT-M-FANCB-12WK-01	QUARTERLY CENTRIFUGAL BELT DRIVEN FAN PM	S	CWWT-C2680	DIGESTER CLUSTER CONTROL BUILDING 2/PLANT 2, CENTRAL WASTE WATER TREATMENT	12	W
WWT-M-FANCB-12WK-01	QUARTERLY CENTRIFUGAL BELT DRIVEN FAN PM	S	CWWT-C2685	DIGESTER CLUSTER CONTROL BUILDING 3/PLANT 2, CENTRAL WASTE WATER TREATMENT	12	W
WWT-M-FANCB-12WK-01	QUARTERLY CENTRIFUGAL BELT DRIVEN FAN PM	S	CWWT-C2690	DIGESTER CLUSTER CONTROL BUILDING 4/PLANT 2, CENTRAL WASTE WATER TREATMENT	12	W
WWT-M-FANCB-12WK-01	QUARTERLY CENTRIFUGAL BELT DRIVEN FAN PM	S	CWWT-C2740	CHLORINE BUILDING 2, CENTRAL WASTE WATER TREATMENT	12	W

WWT-M-FANCB-12WK-01	QUARTERLY CENTRIFUGAL BELT DRIVEN FAN PM	S	NWWT-N0005	MAINTENANCE BUILDING, NORTH WASTE WATER TREATMENT	12	W
WWT-M-FANCB-12WK-01	QUARTERLY CENTRIFUGAL BELT DRIVEN FAN PM	S	NWWT-N0604	PRE-TREATMENT & SLUDGE TRANSFER BUILDING, NORTH WASTE WATER TREATMENT	12	W
WWT-M-FANCB-12WK-01	QUARTERLY CENTRIFUGAL BELT DRIVEN FAN PM	S	NWWT-N0616	OXYGEN PRODUCTION FACILITY 1, NORTH WASTE WATER TREATMENT	12	W
WWT-M-FANCB-12WK-01	QUARTERLY CENTRIFUGAL BELT DRIVEN FAN PM	S	NWWT-N0617	OXYGEN PRODUCTION FACILITY 2, NORTH WASTE WATER TREATMENT	12	W
WWT-M-FANCB-12WK-01	QUARTERLY CENTRIFUGAL BELT DRIVEN FAN PM	S	NWWT-N0630	PRIMARY SLUDGE PUMPING STATION 1, NORTH WASTE WATER TREATMENT	12	W
WWT-M-FANCB-12WK-01	QUARTERLY CENTRIFUGAL BELT DRIVEN FAN PM	S	NWWT-N0631	PRIMARY CLARIFIER 3, NORTH WASTE WATER TREATMENT	12	W
WWT-M-FANCB-12WK-01	QUARTERLY CENTRIFUGAL BELT DRIVEN FAN PM	S	NWWT-N0632	PRIMARY CLARIFIER 4, NORTH WASTE WATER TREATMENT	12	W
WWT-M-FANCB-12WK-01	QUARTERLY CENTRIFUGAL BELT DRIVEN FAN PM	S	NWWT-N0651	RETURN SLUDGE STATION 1, NORTH WASTE WATER TREATMENT	12	W
WWT-M-FANCB-12WK-01	QUARTERLY CENTRIFUGAL BELT DRIVEN FAN PM	S	NWWT-N0740	ON-SITE CHLORINE BUILDING, NORTH WASTE WATER TREATMENT	12	W
WWT-M-FANCB-12WK-01	QUARTERLY CENTRIFUGAL BELT DRIVEN FAN PM	S	NWWT-N0750	EFFLUENT PUMP STATION, NORTH WASTE WATER TREATMENT	12	W
WWT-M-FANCB-12WK-01	QUARTERLY CENTRIFUGAL BELT DRIVEN FAN PM	S	NWWT-N0800	INJECTION WELL PUMP STATION, NORTH WASTE WATER TREATMENT	12	W
WWT-M-FANCB-12WK-01	QUARTERLY CENTRIFUGAL BELT DRIVEN FAN PM	S	NWWT-N1631	PRIMARY CLARIFIER 1, NORTH WASTE WATER TREATMENT	12	W
WWT-M-FANCB-12WK-01	QUARTERLY CENTRIFUGAL BELT DRIVEN FAN PM	S	NWWT-N1632	PRIMARY CLARIFIER 2, NORTH WASTE WATER TREATMENT	12	W
WWT-M-FANCB-12WK-01	QUARTERLY CENTRIFUGAL BELT DRIVEN FAN PM	S	NWWT-N1651	RETURN SLUDGE STATION 3, NORTH WASTE WATER TREATMENT	12	W
WWT-M-FANCB-12WK-01	QUARTERLY CENTRIFUGAL BELT DRIVEN FAN PM	S	NWWT-N1653	RETURN SLUDGE STATION 5, NORTH WASTE WATER TREATMENT	12	W
WWT-M-FANCB-12WK-01	QUARTERLY CENTRIFUGAL BELT DRIVEN FAN PM	S	NWWT-N2630	PRIMARY SLUDGE PUMPING STATION 2, NORTH WASTE WATER TREATMENT	12	W
WWT-M-FANCB-12WK-01	QUARTERLY CENTRIFUGAL BELT DRIVEN FAN PM	S	NWWT-N2632	PRIMARY CLARIFIER 6, NORTH WASTE WATER TREATMENT	12	W

WWT-M-FANCB-12WK-01	QUARTERLY CENTRIFUGAL BELT DRIVEN FAN PM	S	NWWT-N2651	RETURN SLUDGE STATION 2, NORTH WASTE WATER TREATMENT	12	W
WWT-M-FANCB-12WK-01	QUARTERLY CENTRIFUGAL BELT DRIVEN FAN PM	S	PS0001-CP001	FOURTH STREET SEWER PUMP STATION 1	12	W
WWT-M-FANCB-12WK-01	QUARTERLY CENTRIFUGAL BELT DRIVEN FAN PM	S	SWWT-S0001	ADMINISTRATION BUILDING, SOUTH WASTE WATER TREATMENT	12	W
WWT-M-FANCB-12WK-01	QUARTERLY CENTRIFUGAL BELT DRIVEN FAN PM	S	SWWT-S0005	MAINTENANCE BUILDING, SOUTH WASTE WATER TREATMENT	12	W
WWT-M-FANCB-12WK-01	QUARTERLY CENTRIFUGAL BELT DRIVEN FAN PM	S	SWWT-S0601	GRIT BUILDING 1, SOUTH WASTE WATER TREATMENT	12	W
WWT-M-FANCB-12WK-01	QUARTERLY CENTRIFUGAL BELT DRIVEN FAN PM	S	SWWT-S0602	GRIT BUILDING 2, SOUTH WASTE WATER TREATMENT	12	W
WWT-M-FANCB-12WK-01	QUARTERLY CENTRIFUGAL BELT DRIVEN FAN PM	S	SWWT-S0608	AIR SCRUBBER BLDG 3, SOUTH WASTE WATER TREATMENT	12	W
WWT-M-FANCB-12WK-01	QUARTERLY CENTRIFUGAL BELT DRIVEN FAN PM	S	SWWT-S0616	OXYGEN PRODUCTION FACILITY 1, SOUTH WASTE WATER TREATMENT	12	W
WWT-M-FANCB-12WK-01	QUARTERLY CENTRIFUGAL BELT DRIVEN FAN PM	S	SWWT-S0617	OXYGEN PRODUCTION FACILITY 2, SOUTH WASTE WATER TREATMENT	12	W
WWT-M-FANCB-12WK-01	QUARTERLY CENTRIFUGAL BELT DRIVEN FAN PM	S	SWWT-S0652	RETURN SLUDGE STATION 2, SOUTH WASTE WATER TREATMENT	12	W
WWT-M-FANCB-12WK-01	QUARTERLY CENTRIFUGAL BELT DRIVEN FAN PM	S	SWWT-S0675	DIGESTER CLUSTER CONTROL BUILDING 1, SOUTH WASTE WATER TREATMENT	12	W
WWT-M-FANCB-12WK-01	QUARTERLY CENTRIFUGAL BELT DRIVEN FAN PM	S	SWWT-S0680	DIGESTER CLUSTER CONTROL BUILDING 2, SOUTH WASTE WATER TREATMENT	12	W
WWT-M-FANCB-12WK-01	QUARTERLY CENTRIFUGAL BELT DRIVEN FAN PM	S	SWWT-S0685	DIGESTER CLUSTER CONTROL BUILDING 3, SOUTH WASTE WATER TREATMENT	12	W
WWT-M-FANCB-12WK-01	QUARTERLY CENTRIFUGAL BELT DRIVEN FAN PM	S	SWWT-S0689	DIGESTER TANK 11, SOUTH WASTE WATER TREATMENT	12	W
WWT-M-FANCB-12WK-01	QUARTERLY CENTRIFUGAL BELT DRIVEN FAN PM	S	SWWT-S0740	CHLORINE BUILDING 1, SOUTH WASTE WATER TREATMENT	12	W
WWT-M-FANCB-12WK-01	QUARTERLY CENTRIFUGAL BELT DRIVEN FAN PM	S	SWWT-S0750	EFFLUENT PUMP STATION BLDG 1, SOUTH WASTE WATER TREATMENT	12	W
WWT-M-GRBR-12WK-01	QUARTERLY GEARBOX INSPECTION PM	S	CWWT-C0710	SLUDGE DEWATERING BUILDING, CENTRAL WASTE WATER TREATMENT	12	W

WWT-M-GRBR-12WK-01	QUARTERLY GEARBOX INSPECTION PM	S	CWWT-C1601	GRIT BUILDING 1, CENTRAL WASTE WATER TREATMENT	12	W
WWT-M-GRBR-12WK-01	QUARTERLY GEARBOX INSPECTION PM	S	CWWT-C1603	SEPTAGE UNLOADING STATION, CENTRAL WASTE WATER TREATMENT	12	W
WWT-M-GRBR-12WK-01	QUARTERLY GEARBOX INSPECTION PM	S	CWWT-C1621	OXYGENATION TRAIN 1/AERATION TANKS 1 - 6, CENTRAL WASTE WATER TREATMENT	12	W
WWT-M-GRBR-12WK-01	QUARTERLY GEARBOX INSPECTION PM	S	CWWT-C1622	OXYGENATION TRAIN 2, CENTRAL WASTE WATER TREATMENT	12	W
WWT-M-GRBR-12WK-01	QUARTERLY GEARBOX INSPECTION PM	S	CWWT-C1623	OXYGENATION TRAIN 3, CENTRAL WASTE WATER TREATMENT	12	W
WWT-M-GRBR-12WK-01	QUARTERLY GEARBOX INSPECTION PM	S	CWWT-C1641	FINAL SETTLING TANK 1/PLANT 1, CENTRAL WASTE WATER TREATMENT	12	W
WWT-M-GRBR-12WK-01	QUARTERLY GEARBOX INSPECTION PM	S	CWWT-C1642	FINAL SETTLING TANK 2/PLANT 1, CENTRAL WASTE WATER TREATMENT	12	W
WWT-M-GRBR-12WK-01	QUARTERLY GEARBOX INSPECTION PM	S	CWWT-C1643	FINAL SETTLING TANK 3/PLANT 1, CENTRAL WASTE WATER TREATMENT	12	W
WWT-M-GRBR-12WK-01	QUARTERLY GEARBOX INSPECTION PM	S	CWWT-C1644	FINAL SETTLING TANK 4/PLANT 1, CENTRAL WASTE WATER TREATMENT	12	W
WWT-M-GRBR-12WK-01	QUARTERLY GEARBOX INSPECTION PM	S	CWWT-C1645	FINAL SETTLING TANK 5/PLANT 1, CENTRAL WASTE WATER TREATMENT	12	W
WWT-M-GRBR-12WK-01	QUARTERLY GEARBOX INSPECTION PM	S	CWWT-C1646	FINAL SETTLING TANK 6/PLANT 1, CENTRAL WASTE WATER TREATMENT	12	W
WWT-M-GRBR-12WK-01	QUARTERLY GEARBOX INSPECTION PM	S	CWWT-C1670	POLYMER BUILDING/PLANT 1, CENTRAL WASTE WATER TREATMENT	12	W
WWT-M-GRBR-12WK-01	QUARTERLY GEARBOX INSPECTION PM	S	CWWT-C2601	GRIT BUILDING 2, CENTRAL WASTE WATER TREATMENT	12	W
WWT-M-GRBR-12WK-01	QUARTERLY GEARBOX INSPECTION PM	S	CWWT-C2621	OXYGENATION TRAIN 1, CENTRAL WASTE WATER TREATMENT	12	W
WWT-M-GRBR-12WK-01	QUARTERLY GEARBOX INSPECTION PM	S	CWWT-C2622	OXYGENATION TRAIN 2, CENTRAL WASTE WATER TREATMENT	12	W
WWT-M-GRBR-12WK-01	QUARTERLY GEARBOX INSPECTION PM	S	CWWT-C2623	OXYGENATION TRAIN 3, CENTRAL WASTE WATER TREATMENT	12	W
WWT-M-GRBR-12WK-01	QUARTERLY GEARBOX INSPECTION PM	S	CWWT-C2624	OXYGENATION TRAIN 4, CENTRAL WASTE WATER TREATMENT	12	W
WWT-M-GRBR-12WK-01	QUARTERLY GEARBOX INSPECTION PM	S	CWWT-C2641	FINAL SETTLING TANK 1/PLANT 2, CENTRAL WASTE WATER TREATMENT	12	W
WWT-M-GRBR-12WK-01	QUARTERLY GEARBOX INSPECTION PM	S	CWWT-C2642	FINAL SETTLING TANK 2/PLANT 2, CENTRAL WASTE WATER TREATMENT	12	W

WWT-M-GRBR-12WK-01	QUARTERLY GEARBOX INSPECTION PM	S	CWWT-C2643	FINAL SETTLING TANK 3/PLANT 2, CENTRAL WASTE WATER TREATMENT	12	W
WWT-M-GRBR-12WK-01	QUARTERLY GEARBOX INSPECTION PM	S	CWWT-C2644	FINAL SETTLING TANK 4/PLANT 2, CENTRAL WASTE WATER TREATMENT	12	W
WWT-M-GRBR-12WK-01	QUARTERLY GEARBOX INSPECTION PM	S	CWWT-C2645	FINAL SETTLING TANK 5/PLANT 2, CENTRAL WASTE WATER TREATMENT	12	W
WWT-M-GRBR-12WK-01	QUARTERLY GEARBOX INSPECTION PM	S	CWWT-C2646	FINAL SETTLING TANK 6/PLANT 2, CENTRAL WASTE WATER TREATMENT	12	W
WWT-M-GRBR-12WK-01	QUARTERLY GEARBOX INSPECTION PM	S	CWWT-C2647	FINAL SETTLING TANK 7/PLANT 2, CENTRAL WASTE WATER TREATMENT	12	W
WWT-M-GRBR-12WK-01	QUARTERLY GEARBOX INSPECTION PM	S	CWWT-C2648	FINAL SETTLING TANK 8/PLANT 2, CENTRAL WASTE WATER TREATMENT	12	W
WWT-M-GRBR-12WK-01	QUARTERLY GEARBOX INSPECTION PM	S	CWWT-C2649	FINAL SETTLING TANK 9/PLANT 2, CENTRAL WASTE WATER TREATMENT	12	W
WWT-M-GRBR-12WK-01	QUARTERLY GEARBOX INSPECTION PM	S	CWWT-C2650	FINAL SETTLING TANK 10/PLANT 2, CENTRAL WASTE WATER TREATMENT	12	W
WWT-M-GRBR-12WK-01	QUARTERLY GEARBOX INSPECTION PM	S	CWWT-C2663	SLUDGE CONCENTRATION TANK 3/PLANT 2, CENTRAL WASTE WATER TREATMENT	12	W
WWT-M-GRBR-12WK-01	QUARTERLY GEARBOX INSPECTION PM	S	CWWT-C2664	SLUDGE CONCENTRATION TANK 4/PLANT 2, CENTRAL WASTE WATER TREATMENT	12	W
WWT-M-GRBR-12WK-01	QUARTERLY GEARBOX INSPECTION PM	S	CWWT-C2670	POLYMER BUILDING/PLANT 2, CENTRAL WASTE WATER TREATMENT	12	W
WWT-M-GRBR-12WK-01	QUARTERLY GEARBOX INSPECTION PM	S	NWWT-N0601	GRIT BUILDING 1, NORTH WASTE WATER TREATMENT	12	W
WWT-M-GRBR-12WK-01	QUARTERLY GEARBOX INSPECTION PM	S	NWWT-N0604	PRE-TREATMENT & SLUDGE TRANSFER BUILDING, NORTH WASTE WATER TREATMENT	12	W
WWT-M-GRBR-12WK-01	QUARTERLY GEARBOX INSPECTION PM	S	NWWT-N0616	OXYGEN PRODUCTION FACILITY 1, NORTH WASTE WATER TREATMENT	12	W
WWT-M-GRBR-12WK-01	QUARTERLY GEARBOX INSPECTION PM	S	NWWT-N0621	OXYGENATION TRAIN 3, NORTH WASTE WATER TREATMENT	12	W
WWT-M-GRBR-12WK-01	QUARTERLY GEARBOX INSPECTION PM	S	NWWT-N0622	OXYGENATION TRAIN 4, NORTH WASTE WATER TREATMENT	12	W
WWT-M-GRBR-12WK-01	QUARTERLY GEARBOX INSPECTION PM	S	NWWT-N0630	PRIMARY SLUDGE PUMPING STATION 1, NORTH WASTE WATER TREATMENT	12	W
WWT-M-GRBR-12WK-01	QUARTERLY GEARBOX INSPECTION PM	S	NWWT-N0651	RETURN SLUDGE STATION 1, NORTH WASTE WATER TREATMENT	12	W

WWT-M-GRBR-12WK-01	QUARTERLY GEARBOX INSPECTION PM	S	NWWT-N0755	SCREEN CHAMBER, NORTH WASTE WATER TREATMENT	12	W
WWT-M-GRBR-12WK-01	QUARTERLY GEARBOX INSPECTION PM	S	NWWT-N1621	OXYGENATION TRAIN 1, NORTH WASTE WATER TREATMENT	12	W
WWT-M-GRBR-12WK-01	QUARTERLY GEARBOX INSPECTION PM	S	NWWT-N1622	OXYGENATION TRAIN 2, NORTH WASTE WATER TREATMENT	12	W
WWT-M-GRBR-12WK-01	QUARTERLY GEARBOX INSPECTION PM	S	NWWT-N1651	RETURN SLUDGE STATION 3, NORTH WASTE WATER TREATMENT	12	W
WWT-M-GRBR-12WK-01	QUARTERLY GEARBOX INSPECTION PM	S	NWWT-N2621	OXYGENATION TRAIN 5, NORTH WASTE WATER TREATMENT	12	W
WWT-M-GRBR-12WK-01	QUARTERLY GEARBOX INSPECTION PM	S	NWWT-N2622	OXYGENATION TRAIN 6, NORTH WASTE WATER TREATMENT	12	W
WWT-M-GRBR-12WK-01	QUARTERLY GEARBOX INSPECTION PM	S	NWWT-N2630	PRIMARY SLUDGE PUMPING STATION 2, NORTH WASTE WATER TREATMENT	12	W
WWT-M-GRBR-12WK-01	QUARTERLY GEARBOX INSPECTION PM	S	NWWT-N2651	RETURN SLUDGE STATION 2, NORTH WASTE WATER TREATMENT	12	W
WWT-M-GRBR-12WK-01	QUARTERLY GEARBOX INSPECTION PM	S	PS0001-CP001	FOURTH STREET SEWER PUMP STATION 1	12	W
WWT-M-GRBR-12WK-01	QUARTERLY GEARBOX INSPECTION PM	S	PS0002-CP002	NINTH STREET SEWER PUMP STATION 2	12	W
WWT-M-GRBR-12WK-01	QUARTERLY GEARBOX INSPECTION PM	S	SWWT-S0601	GRIT BUILDING 1, SOUTH WASTE WATER TREATMENT	12	W
WWT-M-GRBR-12WK-01	QUARTERLY GEARBOX INSPECTION PM	S	SWWT-S0602	GRIT BUILDING 2, SOUTH WASTE WATER TREATMENT	12	W
WWT-M-GRBR-12WK-01	QUARTERLY GEARBOX INSPECTION PM	S	SWWT-S0621	OXYGENATION TRAINS 1, SOUTH WASTE WATER TREATMENT	12	W
WWT-M-GRBR-12WK-01	QUARTERLY GEARBOX INSPECTION PM	S	SWWT-S0622	OXYGENATION TRAINS 2, SOUTH WASTE WATER TREATMENT	12	W
WWT-M-GRBR-12WK-01	QUARTERLY GEARBOX INSPECTION PM	S	SWWT-S0623	OXYGENATION TRAINS 3, SOUTH WASTE WATER TREATMENT	12	W
WWT-M-GRBR-12WK-01	QUARTERLY GEARBOX INSPECTION PM	S	SWWT-S0624	OXYGENATION TRAINS 4, SOUTH WASTE WATER TREATMENT	12	W
WWT-M-GRBR-12WK-01	QUARTERLY GEARBOX INSPECTION PM	S	SWWT-S0625	OXYGENATION TRAINS 5, SOUTH WASTE WATER TREATMENT	12	W
WWT-M-GRBR-12WK-01	QUARTERLY GEARBOX INSPECTION PM	S	SWWT-S0626	OXYGENATION TRAINS 6, SOUTH WASTE WATER TREATMENT	12	W
WWT-M-GRBR-12WK-01	QUARTERLY GEARBOX INSPECTION PM	S	SWWT-S0627	OXYGENATION TRAINS 7, SOUTH WASTE WATER TREATMENT	12	W
WWT-M-GRBR-12WK-01	QUARTERLY GEARBOX INSPECTION PM	S	SWWT-S0641	CLARIFIER 01, SOUTH WASTE WATER TREATMENT	12	W
WWT-M-GRBR-12WK-01	QUARTERLY GEARBOX INSPECTION PM	S	SWWT-S0642	CLARIFIER 02, SOUTH WASTE WATER TREATMENT	12	W
WWT-M-GRBR-12WK-01	QUARTERLY GEARBOX INSPECTION PM	S	SWWT-S0643	CLARIFIER 03, SOUTH WASTE WATER TREATMENT	12	W
WWT-M-GRBR-12WK-01	QUARTERLY GEARBOX INSPECTION PM	S	SWWT-S0644	CLARIFIER 04, SOUTH WASTE WATER TREATMENT	12	W



WWT-M-GRBR-12WK-01	QUARTERLY GEARBOX INSPECTION PM	S	SWWT-S0645	CLARIFIER 05, SOUTH WASTE WATER TREATMENT	12	W
WWT-M-GRBR-12WK-01	QUARTERLY GEARBOX INSPECTION PM	S	SWWT-S0646	CLARIFIER 06, SOUTH WASTE WATER TREATMENT	12	W
WWT-M-GRBR-12WK-01	QUARTERLY GEARBOX INSPECTION PM	S	SWWT-S0647	CLARIFIER 07, SOUTH WASTE WATER TREATMENT	12	W
WWT-M-GRBR-12WK-01	QUARTERLY GEARBOX INSPECTION PM	S	SWWT-S0648	CLARIFIER 08, SOUTH WASTE WATER TREATMENT	12	W
WWT-M-GRBR-12WK-01	QUARTERLY GEARBOX INSPECTION PM	S	SWWT-S0654	CLARIFIER 09, SOUTH WASTE WATER TREATMENT	12	W
WWT-M-GRBR-12WK-01	QUARTERLY GEARBOX INSPECTION PM	S	SWWT-S0655	CLARIFIER 10, SOUTH WASTE WATER TREATMENT	12	W
WWT-M-GRBR-12WK-01	QUARTERLY GEARBOX INSPECTION PM	S	SWWT-S0661	SLUDGE CONCENTRATION TANK 1, SOUTH WASTE WATER TREATMENT	12	W
WWT-M-GRBR-12WK-01	QUARTERLY GEARBOX INSPECTION PM	S	SWWT-S0662	SLUDGE CONCENTRATION TANK 2, SOUTH WASTE WATER TREATMENT	12	W
WWT-M-GRBR-12WK-01	QUARTERLY GEARBOX INSPECTION PM	S	SWWT-S0663	SLUDGE CONCENTRATION TANK 3, SOUTH WASTE WATER TREATMENT	12	W
WWT-M-GRBR-12WK-01	QUARTERLY GEARBOX INSPECTION PM	S	SWWT-S0664	SLUDGE CONCENTRATION TANK 4, SOUTH WASTE WATER TREATMENT	12	W
WWT-M-GRBR-12WK-01	QUARTERLY GEARBOX INSPECTION PM	S	SWWT-S0670	POLYMER BUILDING-CONCENTRATORS, SOUTH WASTE WATER TREATMENT	12	W
WWT-M-GRBR-12WK-01	QUARTERLY GEARBOX INSPECTION PM	S	SWWT-S0671	POLYMER BUILDING-CLARIFIERS, SOUTH WASTE WATER TREATMENT	12	W
WWT-M-GRBR-12WK-01	QUARTERLY GEARBOX INSPECTION PM	S	SWWT-S0679	DIGESTER TANK 3, SOUTH WASTE WATER TREATMENT	12	W
WWT-M-GRBR-12WK-01	QUARTERLY GEARBOX INSPECTION PM	S	SWWT-S0681	DIGESTER TANK 5, SOUTH WASTE WATER TREATMENT	12	W
WWT-M-GRBR-12WK-01	QUARTERLY GEARBOX INSPECTION PM	S	SWWT-S0683	DIGESTER TANK 7, SOUTH WASTE WATER TREATMENT	12	W
WWT-M-GRBR-12WK-01	QUARTERLY GEARBOX INSPECTION PM	S	SWWT-S0710	SLUDGE DEWATERING BUILDING, SOUTH WASTE WATER TREATMENT	12	W
WWT-M-GRBR-12WK-01	QUARTERLY GEARBOX INSPECTION PM	S	SWWT-S0740	CHLORINE BUILDING 1, SOUTH WASTE WATER TREATMENT	12	W
WWT-M-GRBR-12WK-01	QUARTERLY GEARBOX INSPECTION PM	S	SWWT-S0750	EFFLUENT PUMP STATION BLDG 1, SOUTH WASTE WATER TREATMENT	12	W
WWT-M-GRBR-12WK-01	QUARTERLY GEARBOX INSPECTION PM	S	SWWT-S0760	TRANSFER PUMP STATION, SOUTH WASTE WATER TREATMENT	12	W
WWT-M-GRBR-12WK-01	QUARTERLY GEARBOX INSPECTION PM	S	SWWT-S0761	F.O.G. AND RESIDUALS MGMT BLDG, SOUTH WASTE WATER TREATMENT	12	W
WWT-M-MXR-12WK-01	QUARTERLY MIXER LUBRICATION AND BELT INSPECTION PM	S	CWWT-C0710	SLUDGE DEWATERING BUILDING, CENTRAL WASTE WATER TREATMENT	12	W

WWT-M-MXR-12WK-01	QUARTERLY MIXER LUBRICATION AND BELT INSPECTION PM	S	SWWT-S0687	DIGESTER TANK 9, SOUTH WASTE WATER TREATMENT	12	W
WWT-M-MXR-12WK-01	QUARTERLY MIXER LUBRICATION AND BELT INSPECTION PM	S	SWWT-S0689	DIGESTER TANK 11, SOUTH WASTE WATER TREATMENT	12	W
WWT-M-PMP-12WK-01	QUARTERLY SLUDGE PUMP SYSTEM GROUP PM	S	S066012SP1	SLDG CONC BLDG-SLUDGE PUMP 1 SYSTEM	12	W
WWT-M-PMP-12WK-01	QUARTERLY SLUDGE PUMP SYSTEM GROUP PM	S	S066012SP2	SLDG CONC BLDG-SLUDGE PUMP 2 SYSTEM	12	W
WWT-M-PMP-12WK-01	QUARTERLY SLUDGE PUMP SYSTEM GROUP PM	S	S066012SP3	SLDG CONC BLDG-SLUDGE PUMP 3 SYSTEM	12	W
WWT-M-PMP-12WK-01	QUARTERLY SLUDGE PUMP SYSTEM GROUP PM	S	S066012SP4	SLDG CONC BLDG-SLUDGE PUMP 4 SYSTEM	12	W
WWT-M-PMP-12WK-01	QUARTERLY SLUDGE PUMP SYSTEM GROUP PM	S	S066012SP5	SLDG CONC BLDG-SLUDGE PUMP 5 SYSTEM	12	W
WWT-M-PMP-12WK-01	QUARTERLY SLUDGE PUMP SYSTEM GROUP PM	S	S066012SP6	SLDG CONC BLDG-SLUDGE PUMP 6 SYSTEM	12	W
WWT-M-PMP-12WK-01	QUARTERLY SLUDGE PUMP SYSTEM GROUP PM	S	S071034SP1	SLDG DEWTR BLDG-SLUDGE PUMP 1 SYSTEM	12	W
WWT-M-PMP-12WK-01	QUARTERLY SLUDGE PUMP SYSTEM GROUP PM	S	S071034SP2	SLDG DEWTR BLDG-SLUDGE PUMP 2 SYSTEM	12	W
WWT-M-PMP-12WK-01	QUARTERLY SLUDGE PUMP SYSTEM GROUP PM	S	S071034SP3	SLDG DEWTR BLDG-SLUDGE PUMP 3 SYSTEM	12	W
WWT-M-PMP-12WK-01	QUARTERLY SLUDGE PUMP SYSTEM GROUP PM	S	S071034SP4	SLDG DEWTR BLDG-SLUDGE PUMP 4 SYSTEM	12	W
WWT-M-PMPG-12WK-01	QUARTERLY GRIT HOPPER SOUTH GEAR PUMP PM	S	SWWT-S0601	GRIT BUILDING 1, SOUTH WASTE WATER TREATMENT	12	W
WWT-M-PMPG-12WK-01	QUARTERLY GRIT HOPPER SOUTH GEAR PUMP PM	S	SWWT-S0602	GRIT BUILDING 2, SOUTH WASTE WATER TREATMENT	12	W
WWT-M-RGLPG-12WK-01	QUARTERLY GAS PRESSURE REGULATOR PM	S	SWWT-S0675	DIGESTER CLUSTER CONTROL BUILDING 1, SOUTH WASTE WATER TREATMENT	12	W
WWT-M-RGLPG-12WK-01	QUARTERLY GAS PRESSURE REGULATOR PM	S	SWWT-S0680	DIGESTER CLUSTER CONTROL BUILDING 2, SOUTH WASTE WATER TREATMENT	12	W
WWT-M-RGLPG-12WK-01	QUARTERLY GAS PRESSURE REGULATOR PM	S	SWWT-S0685	DIGESTER CLUSTER CONTROL BUILDING 3, SOUTH WASTE WATER TREATMENT	12	W

WWT-M-VLV-12WK-01	QUARTERLY PLUG/BUTTERFLY ACTUATED VALVE LUBRICATION PM	S	NWWT-N1616	OXYGEN PLANT 1, NORTH WASTE WATER TREATMENT	12	W
WWT-M-VLV-12WK-01	QUARTERLY PLUG/BUTTERFLY ACTUATED VALVE LUBRICATION PM	S	NWWT-N2616	OXYGEN PLANT 2, NORTH WASTE WATER TREATMENT	12	W
WWT-M-BRSYS-4WK-01	MONTHLY BREATHING AIR SYSTEM PM	S	NWWT-N0005	MAINTENANCE BUILDING, NORTH WASTE WATER TREATMENT	26	W
WWT-M-ELVR-26WK	SEMIANNUAL BARSCREEN O2 PM	S	CWWT-C1623	OXYGENATION TRAIN 3, CENTRAL WASTE WATER TREATMENT	26	W
WWT-M-ELVR-26WK	SEMIANNUAL BARSCREEN O2 PM	S	CWWT-C2624	OXYGENATION TRAIN 4, CENTRAL WASTE WATER TREATMENT	26	W
WWT-M-ELVR-26WK	SEMIANNUAL BARSCREEN O2 PM	S	NWWT-N0601	GRIT BUILDING 1, NORTH WASTE WATER TREATMENT PRE-TREATMENT & SLUDGE	26	W
WWT-M-ELVR-26WK	SEMIANNUAL BARSCREEN O2 PM	S	NWWT-N0604	TRANSFER BUILDING, NORTH WASTE WATER TREATMENT	26	W
WWT-M-ELVR-26WK	SEMIANNUAL BARSCREEN O2 PM	S	NWWT-N0630	PRIMARY SLUDGE PUMPING STATION 1, NORTH WASTE WATER TREATMENT	26	W
WWT-M-ELVR-26WK	SEMIANNUAL BARSCREEN O2 PM	S	PS0001-CP001	FOURTH STREET SEWER PUMP STATION 1	26	W
WWT-M-ELVR-26WK	SEMIANNUAL BARSCREEN O2 PM	S	PS0002-CP002	NINTH STREET SEWER PUMP STATION 2	26	W
WWT-M-ELVR-26WK	SEMIANNUAL BARSCREEN O2 PM	S	SWWT-S0601	GRIT BUILDING 1, SOUTH WASTE WATER TREATMENT	26	W
WWT-M-ELVR-26WK	SEMIANNUAL BARSCREEN O2 PM	S	SWWT-S0602	GRIT BUILDING 2, SOUTH WASTE WATER TREATMENT	26	W
WWT-M-EVPC-26WK-01	SEMIANNUAL/ANNUAL CHLORINE EVAPORATOR/REGULATOR PM	S	C274040CE1	CL2 BLDG 2-CHLORINE EVAPORATOR 1	26	W
WWT-M-EVPC-26WK-01	SEMIANNUAL/ANNUAL CHLORINE EVAPORATOR/REGULATOR PM	S	C274040CE2	CL2 BLDG 2-CHLORINE EVAPORATOR 2	26	W
WWT-M-EVPC-26WK-01	SEMIANNUAL/ANNUAL CHLORINE EVAPORATOR/REGULATOR PM	S	C274040CE3	CL2 BLDG 2-CHLORINE EVAPORATOR 3	26	W
WWT-M-GRBR-26WK-02	SEMIANNUAL REDUCTION GEARBOX SHEAR PIN INSPECTION PM	S	CWWT-C1601	GRIT BUILDING 1, CENTRAL WASTE WATER TREATMENT	26	W
WWT-M-GRBR-26WK-02	SEMIANNUAL REDUCTION GEARBOX SHEAR PIN INSPECTION PM	S	CWWT-C1641	FINAL SETTLING TANK 1/PLANT 1, CENTRAL WASTE WATER TREATMENT	26	W
WWT-M-GRBR-26WK-02	SEMIANNUAL REDUCTION GEARBOX SHEAR PIN INSPECTION PM	S	CWWT-C1642	FINAL SETTLING TANK 2/PLANT 1, CENTRAL WASTE WATER TREATMENT	26	W

WWT-M-GRBR-26WK-02	SEMIANNUAL REDUCTION GEARBOX SHEAR PIN INSPECTION PM	S	CWWT-C1643	FINAL SETTLING TANK 3/PLANT 1, CENTRAL WASTE WATER TREATMENT	26	W
WWT-M-GRBR-26WK-02	SEMIANNUAL REDUCTION GEARBOX SHEAR PIN INSPECTION PM	S	CWWT-C1644	FINAL SETTLING TANK 4/PLANT 1, CENTRAL WASTE WATER TREATMENT	26	W
WWT-M-GRBR-26WK-02	SEMIANNUAL REDUCTION GEARBOX SHEAR PIN INSPECTION PM	S	CWWT-C1645	FINAL SETTLING TANK 5/PLANT 1, CENTRAL WASTE WATER TREATMENT	26	W
WWT-M-GRBR-26WK-02	SEMIANNUAL REDUCTION GEARBOX SHEAR PIN INSPECTION PM	S	CWWT-C1646	FINAL SETTLING TANK 6/PLANT 1, CENTRAL WASTE WATER TREATMENT	26	W
WWT-M-GRBR-26WK-02	SEMIANNUAL REDUCTION GEARBOX SHEAR PIN INSPECTION PM	S	CWWT-C2601	GRIT BUILDING 2, CENTRAL WASTE WATER TREATMENT	26	W
WWT-M-GRBR-26WK-02	SEMIANNUAL REDUCTION GEARBOX SHEAR PIN INSPECTION PM	S	CWWT-C2641	FINAL SETTLING TANK 1/PLANT 2, CENTRAL WASTE WATER TREATMENT	26	W
WWT-M-GRBR-26WK-02	SEMIANNUAL REDUCTION GEARBOX SHEAR PIN INSPECTION PM	S	CWWT-C2642	FINAL SETTLING TANK 2/PLANT 2, CENTRAL WASTE WATER TREATMENT	26	W
WWT-M-GRBR-26WK-02	SEMIANNUAL REDUCTION GEARBOX SHEAR PIN INSPECTION PM	S	CWWT-C2643	FINAL SETTLING TANK 3/PLANT 2, CENTRAL WASTE WATER TREATMENT	26	W
WWT-M-GRBR-26WK-02	SEMIANNUAL REDUCTION GEARBOX SHEAR PIN INSPECTION PM	S	CWWT-C2644	FINAL SETTLING TANK 4/PLANT 2, CENTRAL WASTE WATER TREATMENT	26	W
WWT-M-GRBR-26WK-02	SEMIANNUAL REDUCTION GEARBOX SHEAR PIN INSPECTION PM	S	CWWT-C2645	FINAL SETTLING TANK 5/PLANT 2, CENTRAL WASTE WATER TREATMENT	26	W
WWT-M-GRBR-26WK-02	SEMIANNUAL REDUCTION GEARBOX SHEAR PIN INSPECTION PM	S	CWWT-C2646	FINAL SETTLING TANK 6/PLANT 2, CENTRAL WASTE WATER TREATMENT	26	W
WWT-M-GRBR-26WK-02	SEMIANNUAL REDUCTION GEARBOX SHEAR PIN INSPECTION PM	S	CWWT-C2647	FINAL SETTLING TANK 7/PLANT 2, CENTRAL WASTE WATER TREATMENT	26	W
WWT-M-GRBR-26WK-02	SEMIANNUAL REDUCTION GEARBOX SHEAR PIN INSPECTION PM	S	CWWT-C2648	FINAL SETTLING TANK 8/PLANT 2, CENTRAL WASTE WATER TREATMENT	26	W
WWT-M-GRBR-26WK-02	SEMIANNUAL REDUCTION GEARBOX SHEAR PIN INSPECTION PM	S	CWWT-C2649	FINAL SETTLING TANK 9/PLANT 2, CENTRAL WASTE WATER TREATMENT	26	W

WWT-M-GRBR-26WK-02	SEMIANNUAL REDUCTION GEARBOX SHEAR PIN INSPECTION PM	S	CWWT-C2650	FINAL SETTLING TANK 10/PLANT 2, CENTRAL WASTE WATER TREATMENT	26	W
WWT-M-GRBR-26WK-02	SEMIANNUAL REDUCTION GEARBOX SHEAR PIN INSPECTION PM	S	CWWT-C2663	SLUDGE CONCENTRATION TANK 3/PLANT 2, CENTRAL WASTE WATER TREATMENT	26	W
WWT-M-GRBR-26WK-02	SEMIANNUAL REDUCTION GEARBOX SHEAR PIN INSPECTION PM	S	CWWT-C2664	SLUDGE CONCENTRATION TANK 4/PLANT 2, CENTRAL WASTE WATER TREATMENT	26	W
WWT-M-PMPC-26WK-01	SEMIANNUAL CENTRIFUGAL PUMP PM	S	CWWT-C0616	OXYGEN PRODUCTION FACILITY 1, CENTRAL WASTE WATER TREATMENT	26	W
WWT-M-PMPC-26WK-01	SEMIANNUAL CENTRIFUGAL PUMP PM	S	CWWT-C0617	OXYGEN PRODUCTION FACILITY 2, CENTRAL WASTE WATER TREATMENT	26	W
WWT-M-PMPC-26WK-01	SEMIANNUAL CENTRIFUGAL PUMP PM	S	CWWT-C0710	SLUDGE DEWATERING BUILDING, CENTRAL WASTE WATER TREATMENT	26	W
WWT-M-PMPC-26WK-01	SEMIANNUAL CENTRIFUGAL PUMP PM	S	CWWT-C0715	SLUDGE DRYING BEDS, CENTRAL WASTE WATER TREATMENT	26	W
WWT-M-PMPC-26WK-01	SEMIANNUAL CENTRIFUGAL PUMP PM	S	CWWT-C0717	SLUDGE STORAGE BUILDING 2, CENTRAL WASTE WATER TREATMENT	26	W
WWT-M-PMPC-26WK-01	SEMIANNUAL CENTRIFUGAL PUMP PM	S	CWWT-C0750	EFFLUENT PUMP STATION, CENTRAL WASTE WATER TREATMENT	26	W
WWT-M-PMPC-26WK-01	SEMIANNUAL CENTRIFUGAL PUMP PM	S	CWWT-C0774	SUB-STATION 09, CENTRAL WASTE WATER TREATMENT	26	W
WWT-M-PMPC-26WK-01	SEMIANNUAL CENTRIFUGAL PUMP PM	S	CWWT-C0856	EFFLUENT REUSE FILTRATION, CENTRAL WASTE WATER TREATMENT	26	W
WWT-M-PMPC-26WK-01	SEMIANNUAL CENTRIFUGAL PUMP PM	S	CWWT-C1601	GRIT BUILDING 1, CENTRAL WASTE WATER TREATMENT	26	W
WWT-M-PMPC-26WK-01	SEMIANNUAL CENTRIFUGAL PUMP PM	S	CWWT-C1606	AIR SCRUBBER BUILDING 1, CENTRAL WASTE WATER TREATMENT	26	W
WWT-M-PMPC-26WK-01	SEMIANNUAL CENTRIFUGAL PUMP PM	S	CWWT-C1607	AIR SCRUBBER BUILDING 3, CENTRAL WASTE WATER TREATMENT	26	W
WWT-M-PMPC-26WK-01	SEMIANNUAL CENTRIFUGAL PUMP PM	S	CWWT-C1621	OXYGENATION TRAIN 1/AERATION TANKS 1 - 6, CENTRAL WASTE WATER TREATMENT	26	W
WWT-M-PMPC-26WK-01	SEMIANNUAL CENTRIFUGAL PUMP PM	S	CWWT-C1629	OASIS CONTROL BUILDING, CENTRAL WASTE WATER TREATMENT	26	W
WWT-M-PMPC-26WK-01	SEMIANNUAL CENTRIFUGAL PUMP PM	S	CWWT-C1651	RETURN SLUDGE STATION 1/PLANT 1, CENTRAL WASTE WATER TREATMENT	26	W
WWT-M-PMPC-26WK-01	SEMIANNUAL CENTRIFUGAL PUMP PM	S	CWWT-C1652	RETURN SLUDGE STATION 2/PLANT 1, CENTRAL WASTE WATER TREATMENT	26	W

WWT-M-PMPC-26WK-01	SEMIANNUAL CENTRIFUGAL PUMP PM	S	CWWT-C1653	RETURN SLUDGE STATION 3/PLANT 1, CENTRAL WASTE WATER TREATMENT	26	W
WWT-M-PMPC-26WK-01	SEMIANNUAL CENTRIFUGAL PUMP PM	S	CWWT-C1660	SLUDGE CONCENTRATION BUILDING/PLANT 1, CENTRAL WASTE WATER TREATMENT	26	W
WWT-M-PMPC-26WK-01	SEMIANNUAL CENTRIFUGAL PUMP PM	S	CWWT-C1670	POLYMER BUILDING/PLANT 1, CENTRAL WASTE WATER TREATMENT	26	W
WWT-M-PMPC-26WK-01	SEMIANNUAL CENTRIFUGAL PUMP PM	S	CWWT-C1675	DIGESTER CLUSTER CONTROL BUILDING 1/PLANT 1, CENTRAL WASTE WATER TREATMENT	26	W
WWT-M-PMPC-26WK-01	SEMIANNUAL CENTRIFUGAL PUMP PM	S	CWWT-C1680	DIGESTER CLUSTER CONTROL BUILDING 2/PLANT 1, CENTRAL WASTE WATER TREATMENT	26	W
WWT-M-PMPC-26WK-01	SEMIANNUAL CENTRIFUGAL PUMP PM	S	CWWT-C1705	GAS SCRUBBER AREA, CENTRAL WASTE WATER TREATMENT	26	W
WWT-M-PMPC-26WK-01	SEMIANNUAL CENTRIFUGAL PUMP PM	S	CWWT-C1735	BLOWER/CO-GEN BUILDING, CENTRAL WASTE WATER TREATMENT	26	W
WWT-M-PMPC-26WK-01	SEMIANNUAL CENTRIFUGAL PUMP PM	S	CWWT-C1740	CHLORINE BUILDING 1, CENTRAL WASTE WATER TREATMENT	26	W
WWT-M-PMPC-26WK-01	SEMIANNUAL CENTRIFUGAL PUMP PM	S	CWWT-C2601	GRIT BUILDING 2, CENTRAL WASTE WATER TREATMENT	26	W
WWT-M-PMPC-26WK-01	SEMIANNUAL CENTRIFUGAL PUMP PM	S	CWWT-C2606	AIR SCRUBBER BUILDING 2, CENTRAL WASTE WATER TREATMENT	26	W
WWT-M-PMPC-26WK-01	SEMIANNUAL CENTRIFUGAL PUMP PM	S	CWWT-C2607	AIR SCRUBBER BUILDING 4, CENTRAL WASTE WATER TREATMENT	26	W
WWT-M-PMPC-26WK-01	SEMIANNUAL CENTRIFUGAL PUMP PM	S	CWWT-C2608	AIR SCRUBBER BUILDING 5, CENTRAL WASTE WATER TREATMENT	26	W
WWT-M-PMPC-26WK-01	SEMIANNUAL CENTRIFUGAL PUMP PM	S	CWWT-C2650	FINAL SETTLING TANK 10/PLANT 2, CENTRAL WASTE WATER TREATMENT	26	W
WWT-M-PMPC-26WK-01	SEMIANNUAL CENTRIFUGAL PUMP PM	S	CWWT-C2651	RETURN SLUDGE STATION 1/PLANT 2, CENTRAL WASTE WATER TREATMENT	26	W
WWT-M-PMPC-26WK-01	SEMIANNUAL CENTRIFUGAL PUMP PM	S	CWWT-C2652	RETURN SLUDGE STATION 2/PLANT 2, CENTRAL WASTE WATER TREATMENT	26	W
WWT-M-PMPC-26WK-01	SEMIANNUAL CENTRIFUGAL PUMP PM	S	CWWT-C2653	RETURN SLUDGE STATION 3/PLANT 2, CENTRAL WASTE WATER TREATMENT	26	W
WWT-M-PMPC-26WK-01	SEMIANNUAL CENTRIFUGAL PUMP PM	S	CWWT-C2654	RETURN SLUDGE STATION 4/PLANT 2, CENTRAL WASTE WATER TREATMENT	26	W
WWT-M-PMPC-26WK-01	SEMIANNUAL CENTRIFUGAL PUMP PM	S	CWWT-C2655	RETURN SLUDGE STATION 5/PLANT 2 CENTRAL WASTE WATER TREATMENT	26	W

WWT-M-PMPC-26WK-01	SEMIANNUAL CENTRIFUGAL PUMP PM	S	CWWT-C2660	SLUDGE CONCENTRATION BUILDING/PLANT 2, CENTRAL WASTE WATER TREATMENT	26	W
WWT-M-PMPC-26WK-01	SEMIANNUAL CENTRIFUGAL PUMP PM	S	CWWT-C2670	POLYMER BUILDING/PLANT 2, CENTRAL WASTE WATER TREATMENT	26	W
WWT-M-PMPC-26WK-01	SEMIANNUAL CENTRIFUGAL PUMP PM	S	CWWT-C2675	DIGESTER CLUSTER CONTROL BUILDING 1/PLANT 2, CENTRAL WASTE WATER TREATMENT	26	W
WWT-M-PMPC-26WK-01	SEMIANNUAL CENTRIFUGAL PUMP PM	S	CWWT-C2680	DIGESTER CLUSTER CONTROL BUILDING 2/PLANT 2, CENTRAL WASTE WATER TREATMENT	26	W
WWT-M-PMPC-26WK-01	SEMIANNUAL CENTRIFUGAL PUMP PM	S	CWWT-C2685	DIGESTER CLUSTER CONTROL BUILDING 3/PLANT 2, CENTRAL WASTE WATER TREATMENT	26	W
WWT-M-PMPC-26WK-01	SEMIANNUAL CENTRIFUGAL PUMP PM	S	CWWT-C2690	DIGESTER CLUSTER CONTROL BUILDING 4/PLANT 2, CENTRAL WASTE WATER TREATMENT	26	W
WWT-M-PMPC-26WK-01	SEMIANNUAL CENTRIFUGAL PUMP PM	S	CWWT-C2705	GAS SCRUBBER AREA, CENTRAL WASTE WATER TREATMENT	26	W
WWT-M-PMPC-26WK-01	SEMIANNUAL CENTRIFUGAL PUMP PM	S	CWWT-C2740	CHLORINE BUILDING 2, CENTRAL WASTE WATER TREATMENT	26	W
WWT-M-PMPC-26WK-01	SEMIANNUAL CENTRIFUGAL PUMP PM	S	NWWT-N0001	ADMINISTRATION BUILDING, NORTH WASTE WATER TREATMENT	26	W
WWT-M-PMPC-26WK-01	SEMIANNUAL CENTRIFUGAL PUMP PM	S	NWWT-N0604	PRE-TREATMENT & SLUDGE TRANSFER BUILDING, NORTH WASTE WATER TREATMENT	26	W
WWT-M-PMPC-26WK-01	SEMIANNUAL CENTRIFUGAL PUMP PM	S	NWWT-N0606	AIR SCRUBBER BUILDING 1, NORTH WASTE WATER TREATMENT	26	W
WWT-M-PMPC-26WK-01	SEMIANNUAL CENTRIFUGAL PUMP PM	S	NWWT-N0616	OXYGEN PRODUCTION FACILITY 1, NORTH WASTE WATER TREATMENT	26	W
WWT-M-PMPC-26WK-01	SEMIANNUAL CENTRIFUGAL PUMP PM	S	NWWT-N0617	OXYGEN PRODUCTION FACILITY 2, NORTH WASTE WATER TREATMENT	26	W
WWT-M-PMPC-26WK-01	SEMIANNUAL CENTRIFUGAL PUMP PM	S	NWWT-N0630	PRIMARY SLUDGE PUMPING STATION 1, NORTH WASTE WATER TREATMENT	26	W
WWT-M-PMPC-26WK-01	SEMIANNUAL CENTRIFUGAL PUMP PM	S	NWWT-N0651	RETURN SLUDGE STATION 1, NORTH WASTE WATER TREATMENT	26	W
WWT-M-PMPC-26WK-01	SEMIANNUAL CENTRIFUGAL PUMP PM	S	NWWT-N0740	ON-SITE CHLORINE BUILDING, NORTH WASTE WATER TREATMENT	26	W
WWT-M-PMPC-26WK-01	SEMIANNUAL CENTRIFUGAL PUMP PM	S	NWWT-N0750	EFFLUENT PUMP STATION, NORTH WASTE WATER TREATMENT	26	W
WWT-M-PMPC-26WK-01	SEMIANNUAL CENTRIFUGAL PUMP PM	S	NWWT-N0755	SCREEN CHAMBER, NORTH WASTE WATER TREATMENT	26	W

WWT-M-PMPC-26WK-01	SEMIANNUAL CENTRIFUGAL PUMP PM	S	NWWT-N0800	INJECTION WELL PUMP STATION, NORTH WASTE WATER TREATMENT	26	W
WWT-M-PMPC-26WK-01	SEMIANNUAL CENTRIFUGAL PUMP PM	S	NWWT-N0801	INJECTION WELL 01, NORTH WASTE WATER TREATMENT	26	W
WWT-M-PMPC-26WK-01	SEMIANNUAL CENTRIFUGAL PUMP PM	S	NWWT-N0802	INJECTION WELL 02, NORTH WASTE WATER TREATMENT	26	W
WWT-M-PMPC-26WK-01	SEMIANNUAL CENTRIFUGAL PUMP PM	S	NWWT-N0803	INJECTION WELL 03, NORTH WASTE WATER TREATMENT	26	W
WWT-M-PMPC-26WK-01	SEMIANNUAL CENTRIFUGAL PUMP PM	S	NWWT-N0804	INJECTION WELL 04, NORTH WASTE WATER TREATMENT	26	W
WWT-M-PMPC-26WK-01	SEMIANNUAL CENTRIFUGAL PUMP PM	S	NWWT-N0870	EFFLUENT REUSE PUMPING STATION, NORTH WASTE WATER TREATMENT	26	W
WWT-M-PMPC-26WK-01	SEMIANNUAL CENTRIFUGAL PUMP PM	S	NWWT-N1651	RETURN SLUDGE STATION 3, NORTH WASTE WATER TREATMENT	26	W
WWT-M-PMPC-26WK-01	SEMIANNUAL CENTRIFUGAL PUMP PM	S	NWWT-N2630	PRIMARY SLUDGE PUMPING STATION 2, NORTH WASTE WATER TREATMENT	26	W
WWT-M-PMPC-26WK-01	SEMIANNUAL CENTRIFUGAL PUMP PM	S	NWWT-N2651	RETURN SLUDGE STATION 2, NORTH WASTE WATER TREATMENT	26	W
WWT-M-PMPC-26WK-01	SEMIANNUAL CENTRIFUGAL PUMP PM	S	PS0001-CP001	FOURTH STREET SEWER PUMP STATION 1	26	W
WWT-M-PMPC-26WK-01	SEMIANNUAL CENTRIFUGAL PUMP PM	S	PS0002-CP002	NINTH STREET SEWER PUMP STATION 2	26	W
WWT-M-PMPC-26WK-01	SEMIANNUAL CENTRIFUGAL PUMP PM	S	SWWT-S0601	GRIT BUILDING 1, SOUTH WASTE WATER TREATMENT	26	W
WWT-M-PMPC-26WK-01	SEMIANNUAL CENTRIFUGAL PUMP PM	S	SWWT-S0602	GRIT BUILDING 2, SOUTH WASTE WATER TREATMENT	26	W
WWT-M-PMPC-26WK-01	SEMIANNUAL CENTRIFUGAL PUMP PM	S	SWWT-S0606	AIR SCRUBBER BLDG 1, SOUTH WASTE WATER TREATMENT	26	W
WWT-M-PMPC-26WK-01	SEMIANNUAL CENTRIFUGAL PUMP PM	S	SWWT-S0607	AIR SCRUBBER BLDG 2, SOUTH WASTE WATER TREATMENT	26	W
WWT-M-PMPC-26WK-01	SEMIANNUAL CENTRIFUGAL PUMP PM	S	SWWT-S0608	AIR SCRUBBER BLDG 3, SOUTH WASTE WATER TREATMENT	26	W
WWT-M-PMPC-26WK-01	SEMIANNUAL CENTRIFUGAL PUMP PM	S	SWWT-S0616	OXYGEN PRODUCTION FACILITY 1, SOUTH WASTE WATER TREATMENT	26	W
WWT-M-PMPC-26WK-01	SEMIANNUAL CENTRIFUGAL PUMP PM	S	SWWT-S0617	OXYGEN PRODUCTION FACILITY 2, SOUTH WASTE WATER TREATMENT	26	W
WWT-M-PMPC-26WK-01	SEMIANNUAL CENTRIFUGAL PUMP PM	S	SWWT-S0651	RETURN SLUDGE STATION 1, SOUTH WASTE WATER TREATMENT	26	W
WWT-M-PMPC-26WK-01	SEMIANNUAL CENTRIFUGAL PUMP PM	S	SWWT-S0652	RETURN SLUDGE STATION 2, SOUTH WASTE WATER TREATMENT	26	W
WWT-M-PMPC-26WK-01	SEMIANNUAL CENTRIFUGAL PUMP PM	S	SWWT-S0653	RETURN SLUDGE STATION 3, SOUTH WASTE WATER TREATMENT	26	W
WWT-M-PMPC-26WK-01	SEMIANNUAL CENTRIFUGAL PUMP PM	S	SWWT-S0660	SLUDGE CONCENTRATION BUILDING/PLANT 1, SOUTH WASTE WATER TREATMENT	26	W



WWT-M-PMPC-26WK-01	SEMIANNUAL CENTRIFUGAL PUMP PM	S	SWWT-S0670	POLYMER BUILDING-CONCENTRATORS, SOUTH WASTE WATER TREATMENT	26	W
WWT-M-PMPC-26WK-01	SEMIANNUAL CENTRIFUGAL PUMP PM	S	SWWT-S0671	POLYMER BUILDING-CLARIFIERS, SOUTH WASTE WATER TREATMENT	26	W
WWT-M-PMPC-26WK-01	SEMIANNUAL CENTRIFUGAL PUMP PM	S	SWWT-S0675	DIGESTER CLUSTER CONTROL BUILDING 1, SOUTH WASTE WATER TREATMENT	26	W
WWT-M-PMPC-26WK-01	SEMIANNUAL CENTRIFUGAL PUMP PM	S	SWWT-S0680	DIGESTER CLUSTER CONTROL BUILDING 2, SOUTH WASTE WATER TREATMENT	26	W
WWT-M-PMPC-26WK-01	SEMIANNUAL CENTRIFUGAL PUMP PM	S	SWWT-S0685	DIGESTER CLUSTER CONTROL BUILDING 3, SOUTH WASTE WATER TREATMENT	26	W
WWT-M-PMPC-26WK-01	SEMIANNUAL CENTRIFUGAL PUMP PM	S	SWWT-S0705	GAS SCRUBBER AREA 1, SOUTH WASTE WATER TREATMENT	26	W
WWT-M-PMPC-26WK-01	SEMIANNUAL CENTRIFUGAL PUMP PM	S	SWWT-S0710	SLUDGE DEWATERING BUILDING, SOUTH WASTE WATER TREATMENT	26	W
WWT-M-PMPC-26WK-01	SEMIANNUAL CENTRIFUGAL PUMP PM	S	SWWT-S0714	FILTRATE BUILDING, SOUTH WASTE WATER TREATMENT	26	W
WWT-M-PMPC-26WK-01	SEMIANNUAL CENTRIFUGAL PUMP PM	S	SWWT-S0740	CHLORINE BUILDING 1, SOUTH WASTE WATER TREATMENT	26	W
WWT-M-PMPC-26WK-01	SEMIANNUAL CENTRIFUGAL PUMP PM	S	SWWT-S0750	EFFLUENT PUMP STATION BLDG 1, SOUTH WASTE WATER TREATMENT	26	W
WWT-M-PMPC-26WK-01	SEMIANNUAL CENTRIFUGAL PUMP PM	S	SWWT-S0760	TRANSFER PUMP STATION, SOUTH WASTE WATER TREATMENT	26	W
WWT-M-PMPC-26WK-01	SEMIANNUAL CENTRIFUGAL PUMP PM	S	SWWT-S0856	EFFLUENT REUSE FILTRATION, SOUTH WASTE WATER TREATMENT	26	W
WWT-M-PMPC-26WK-01	SEMIANNUAL CENTRIFUGAL PUMP PM	S	SWWT-S1629	UNOX CONTROL BUILDING 1-4, SOUTH WASTE WATER TREATMENT	26	W
WWT-M-PMPC-26WK-01	SEMIANNUAL CENTRIFUGAL PUMP PM	S	SWWT-S2629	UNOX CONTROL BUILDING 5 - 8, SOUTH WASTE WATER TREATMENT	26	W
WWT-M-PMPP-26WK-01	SEMIANNUAL PLUNGER PUMP OIL CHANGE PM	S	NWWT-N0606	AIR SCRUBBER BUILDING 1, NORTH WASTE WATER TREATMENT	26	W
WWT-M-PMPP-26WK-01	SEMIANNUAL PLUNGER PUMP OIL CHANGE PM	S	NWWT-N0630	PRIMARY SLUDGE PUMPING STATION 1, NORTH WASTE WATER TREATMENT	26	W
WWT-M-PMPP-26WK-01	SEMIANNUAL PLUNGER PUMP OIL CHANGE PM	S	NWWT-N2630	PRIMARY SLUDGE PUMPING STATION 2, NORTH WASTE WATER TREATMENT	26	W
WWT-M-TNK-26WK-01	SEMIANNUAL CENTRAL / SOUTH DISTRICT DIGESTER TANKS PM	S	CWWT-C1675	DIGESTER CLUSTER CONTROL BUILDING 1/PLANT 1, CENTRAL WASTE WATER TREATMENT	26	W

WWT-M-TNK-26WK-01	SEMIANNUAL CENTRAL / SOUTH DISTRICT DIGESTER TANKS PM	S	CWWT-C1680	DIGESTER CLUSTER CONTROL BUILDING 2/PLANT 1, CENTRAL WASTE WATER TREATMENT	26	W
WWT-M-TNK-26WK-01	SEMIANNUAL CENTRAL / SOUTH DISTRICT DIGESTER TANKS PM	S	CWWT-C2675	DIGESTER CLUSTER CONTROL BUILDING 1/PLANT 2, CENTRAL WASTE WATER TREATMENT	26	W
WWT-M-TNK-26WK-01	SEMIANNUAL CENTRAL / SOUTH DISTRICT DIGESTER TANKS PM	S	CWWT-C2680	DIGESTER CLUSTER CONTROL BUILDING 2/PLANT 2, CENTRAL WASTE WATER TREATMENT	26	W
WWT-M-TNK-26WK-01	SEMIANNUAL CENTRAL / SOUTH DISTRICT DIGESTER TANKS PM	S	CWWT-C2685	DIGESTER CLUSTER CONTROL BUILDING 3/PLANT 2, CENTRAL WASTE WATER TREATMENT	26	W
WWT-M-TNK-26WK-01	SEMIANNUAL CENTRAL / SOUTH DISTRICT DIGESTER TANKS PM	S	CWWT-C2690	DIGESTER CLUSTER CONTROL BUILDING 4/PLANT 2, CENTRAL WASTE WATER TREATMENT	26	W
WWT-M-TNK-26WK-01	SEMIANNUAL CENTRAL / SOUTH DISTRICT DIGESTER TANKS PM	S	SWWT-S0675	DIGESTER CLUSTER CONTROL BUILDING 1, SOUTH WASTE WATER TREATMENT	26	W
WWT-M-TNK-26WK-01	SEMIANNUAL CENTRAL / SOUTH DISTRICT DIGESTER TANKS PM	S	SWWT-S0680	DIGESTER CLUSTER CONTROL BUILDING 2, SOUTH WASTE WATER TREATMENT	26	W
WWT-M-TNK-26WK-01	SEMIANNUAL CENTRAL / SOUTH DISTRICT DIGESTER TANKS PM	S	SWWT-S0685	DIGESTER CLUSTER CONTROL BUILDING 3, SOUTH WASTE WATER TREATMENT	26	W
WWT-M-TNKE-26WK-01	SEMIANNUAL EXPANSION TANK PM	S	CWWT-C1740	CHLORINE BUILDING 1, CENTRAL WASTE WATER TREATMENT	26	W
WWT-M-TNKE-26WK-01	SEMIANNUAL EXPANSION TANK PM	S	CWWT-C2740	CHLORINE BUILDING 2, CENTRAL WASTE WATER TREATMENT	26	W
WWT-M-VLVCN-26WK-01	QUARTERLY/SEMI ANNUAL VALVE PM	S	CWWT-C2660	SLUDGE CONCENTRATION BUILDING/PLANT 2, CENTRAL WASTE WATER TREATMENT	26	W
WWT-M-VLVCN-26WK-01	QUARTERLY/SEMI ANNUAL VALVE PM	S	NWWT-N0800	INJECTION WELL PUMP STATION, NORTH WASTE WATER TREATMENT	26	W
WWT-M-VLVCN-26WK-01	QUARTERLY/SEMI ANNUAL VALVE PM	S	PS0001-CP001	FOURTH STREET SEWER PUMP STATION 1	26	W
WWT-M-VLVCN-26WK-01	QUARTERLY/SEMI ANNUAL VALVE PM	S	PS0002-CP002	NINTH STREET SEWER PUMP STATION 2	26	W
WWT-M-VLVCN-26WK-01	QUARTERLY/SEMI ANNUAL VALVE PM	S	SWWT-S0621	OXYGENATION TRAINS 1, SOUTH WASTE WATER TREATMENT	26	W
WWT-M-VLVCN-26WK-01	QUARTERLY/SEMI ANNUAL VALVE PM	S	SWWT-S0622	OXYGENATION TRAINS 2, SOUTH WASTE WATER TREATMENT	26	W
WWT-M-VLVCN-26WK-01	QUARTERLY/SEMI ANNUAL VALVE PM	S	SWWT-S0623	OXYGENATION TRAINS 3, SOUTH WASTE WATER TREATMENT	26	W

WWT-M-VLVCN-26WK-01	QUARTERLY/SEMI ANNUAL VALVE PM	S	SWWT-S0624	OXYGENATION TRAINS 4, SOUTH WASTE WATER TREATMENT	26	W
WWT-M-VLVCN-26WK-01	QUARTERLY/SEMI ANNUAL VALVE PM	S	SWWT-S0625	OXYGENATION TRAINS 5, SOUTH WASTE WATER TREATMENT	26	W
WWT-M-VLVCN-26WK-01	QUARTERLY/SEMI ANNUAL VALVE PM	S	SWWT-S0626	OXYGENATION TRAINS 6, SOUTH WASTE WATER TREATMENT	26	W
WWT-M-VLVCN-26WK-01	QUARTERLY/SEMI ANNUAL VALVE PM	S	SWWT-S0627	OXYGENATION TRAINS 7, SOUTH WASTE WATER TREATMENT	26	W
WWT-M-VLVCN-26WK-01	QUARTERLY/SEMI ANNUAL VALVE PM	S	SWWT-S0651	RETURN SLUDGE STATION 1, SOUTH WASTE WATER TREATMENT	26	W
WWT-M-VLVCN-26WK-01	QUARTERLY/SEMI ANNUAL VALVE PM	S	SWWT-S0652	RETURN SLUDGE STATION 2, SOUTH WASTE WATER TREATMENT	26	W
WWT-M-VLVCN-26WK-01	QUARTERLY/SEMI ANNUAL VALVE PM	S	SWWT-S0653	RETURN SLUDGE STATION 3, SOUTH WASTE WATER TREATMENT	26	W
WWT-M-VLVCN-26WK-01	QUARTERLY/SEMI ANNUAL VALVE PM	S	SWWT-S0750	EFFLUENT PUMP STATION BLDG 1, SOUTH WASTE WATER TREATMENT	26	W
WWT-M-VLVCN-26WK-01	QUARTERLY/SEMI ANNUAL VALVE PM	S	SWWT-S0752	EFFLUENT PUMP STATION BLDG 2, SOUTH WASTE WATER TREATMENT	26	W
WWT-M-VLVPR-26WK-01	SEMI ANNUAL PRESSURE RELIEF VALVE PM	S	CWWT-C0675	DIGESTERS CLUSTER 1-2 WASTE GAS SYSTEM, CENTRAL WASTE WATER TREATMENT	26	W
WWT-M-VLVPR-26WK-01	SEMI ANNUAL PRESSURE RELIEF VALVE PM	S	CWWT-C1621	OXYGENATION TRAIN 1/AERATION TANKS 1 - 6, CENTRAL WASTE WATER TREATMENT	26	W
WWT-M-VLVPR-26WK-01	SEMI ANNUAL PRESSURE RELIEF VALVE PM	S	CWWT-C1622	OXYGENATION TRAIN 2, CENTRAL WASTE WATER TREATMENT	26	W
WWT-M-VLVPR-26WK-01	SEMI ANNUAL PRESSURE RELIEF VALVE PM	S	CWWT-C1623	OXYGENATION TRAIN 3, CENTRAL WASTE WATER TREATMENT	26	W
WWT-M-VLVPR-26WK-01	SEMI ANNUAL PRESSURE RELIEF VALVE PM	S	CWWT-C1675	DIGESTER CLUSTER CONTROL BUILDING 1/PLANT 1, CENTRAL WASTE WATER TREATMENT	26	W
WWT-M-VLVPR-26WK-01	SEMI ANNUAL PRESSURE RELIEF VALVE PM	S	CWWT-C1676	DIGESTER TANK 2/PLANT 1, CENTRAL WASTE WATER TREATMENT	26	W
WWT-M-VLVPR-26WK-01	SEMI ANNUAL PRESSURE RELIEF VALVE PM	S	CWWT-C1677	DIGESTER TANK 1/PLANT 1, CENTRAL WASTE WATER TREATMENT	26	W
WWT-M-VLVPR-26WK-01	SEMI ANNUAL PRESSURE RELIEF VALVE PM	S	CWWT-C1678	DIGESTER TANK 4/PLANT 1, CENTRAL WASTE WATER TREATMENT	26	W
WWT-M-VLVPR-26WK-01	SEMI ANNUAL PRESSURE RELIEF VALVE PM	S	CWWT-C1679	DIGESTER TANK 3/PLANT 1, CENTRAL WASTE WATER TREATMENT	26	W
WWT-M-VLVPR-26WK-01	SEMI ANNUAL PRESSURE RELIEF VALVE PM	S	CWWT-C1681	DIGESTER TANK 5/PLANT 1, CENTRAL WASTE WATER TREATMENT	26	W
WWT-M-VLVPR-26WK-01	SEMI ANNUAL PRESSURE RELIEF VALVE PM	S	CWWT-C1682	DIGESTER TANK 6/PLANT 1, CENTRAL WASTE WATER TREATMENT	26	W
WWT-M-VLVPR-26WK-01	SEMI ANNUAL PRESSURE RELIEF VALVE PM	S	CWWT-C1683	DIGESTER TANK 7/PLANT 1, CENTRAL WASTE WATER TREATMENT	26	W
WWT-M-VLVPR-26WK-01	SEMI ANNUAL PRESSURE RELIEF VALVE PM	S	CWWT-C1684	DIGESTER TANK 8/PLANT 1, CENTRAL WASTE WATER TREATMENT	26	W

WWT-M-VLVPR-26WK-01	SEMI ANNUAL PRESSURE RELIEF VALVE PM	S	CWWT-C1735	BLOWER/CO-GEN BUILDING, CENTRAL WASTE WATER TREATMENT	26	W
WWT-M-VLVPR-26WK-01	SEMI ANNUAL PRESSURE RELIEF VALVE PM	S	CWWT-C1740	CHLORINE BUILDING 1, CENTRAL WASTE WATER TREATMENT	26	W
WWT-M-VLVPR-26WK-01	SEMI ANNUAL PRESSURE RELIEF VALVE PM	S	CWWT-C2621	OXYGENATION TRAIN 1, CENTRAL WASTE WATER TREATMENT	26	W
WWT-M-VLVPR-26WK-01	SEMI ANNUAL PRESSURE RELIEF VALVE PM	S	CWWT-C2622	OXYGENATION TRAIN 2, CENTRAL WASTE WATER TREATMENT	26	W
WWT-M-VLVPR-26WK-01	SEMI ANNUAL PRESSURE RELIEF VALVE PM	S	CWWT-C2623	OXYGENATION TRAIN 3, CENTRAL WASTE WATER TREATMENT	26	W
WWT-M-VLVPR-26WK-01	SEMI ANNUAL PRESSURE RELIEF VALVE PM	S	CWWT-C2624	OXYGENATION TRAIN 4, CENTRAL WASTE WATER TREATMENT	26	W
WWT-M-VLVPR-26WK-01	SEMI ANNUAL PRESSURE RELIEF VALVE PM	S	CWWT-C2676	DIGESTER TANK 2/PLANT 2, CENTRAL WASTE WATER TREATMENT	26	W
WWT-M-VLVPR-26WK-01	SEMI ANNUAL PRESSURE RELIEF VALVE PM	S	CWWT-C2677	DIGESTER TANK 1/PLANT 2, CENTRAL WASTE WATER TREATMENT	26	W
WWT-M-VLVPR-26WK-01	SEMI ANNUAL PRESSURE RELIEF VALVE PM	S	CWWT-C2678	DIGESTER TANK 4/PLANT 2, CENTRAL WASTE WATER TREATMENT	26	W
WWT-M-VLVPR-26WK-01	SEMI ANNUAL PRESSURE RELIEF VALVE PM	S	CWWT-C2679	DIGESTER TANK 3/PLANT 2, CENTRAL WASTE WATER TREATMENT	26	W
WWT-M-VLVPR-26WK-01	SEMI ANNUAL PRESSURE RELIEF VALVE PM	S	CWWT-C2680	DIGESTER CLUSTER CONTROL BUILDING 2/PLANT 2, CENTRAL WASTE WATER TREATMENT	26	W
WWT-M-VLVPR-26WK-01	SEMI ANNUAL PRESSURE RELIEF VALVE PM	S	CWWT-C2681	DIGESTER TANK 5/PLANT 2, CENTRAL WASTE WATER TREATMENT	26	W
WWT-M-VLVPR-26WK-01	SEMI ANNUAL PRESSURE RELIEF VALVE PM	S	CWWT-C2682	DIGESTER TANK 6/PLANT 2, CENTRAL WASTE WATER TREATMENT	26	W
WWT-M-VLVPR-26WK-01	SEMI ANNUAL PRESSURE RELIEF VALVE PM	S	CWWT-C2683	DIGESTER TANK 7/PLANT 2, CENTRAL WASTE WATER TREATMENT	26	W
WWT-M-VLVPR-26WK-01	SEMI ANNUAL PRESSURE RELIEF VALVE PM	S	CWWT-C2684	DIGESTER TANK 8/PLANT 2, CENTRAL WASTE WATER TREATMENT	26	W
WWT-M-VLVPR-26WK-01	SEMI ANNUAL PRESSURE RELIEF VALVE PM	S	CWWT-C2686	DIGESTER TANK 10/PLANT 2, CENTRAL WASTE WATER TREATMENT	26	W
WWT-M-VLVPR-26WK-01	SEMI ANNUAL PRESSURE RELIEF VALVE PM	S	CWWT-C2687	DIGESTER TANK 9/PLANT 2, CENTRAL WASTE WATER TREATMENT	26	W
WWT-M-VLVPR-26WK-01	SEMI ANNUAL PRESSURE RELIEF VALVE PM	S	CWWT-C2688	DIGESTER TANK 12/PLANT 2, CENTRAL WASTE WATER TREATMENT	26	W
WWT-M-VLVPR-26WK-01	SEMI ANNUAL PRESSURE RELIEF VALVE PM	S	CWWT-C2689	DIGESTER TANK 11/PLANT 2, CENTRAL WASTE WATER TREATMENT	26	W
WWT-M-VLVPR-26WK-01	SEMI ANNUAL PRESSURE RELIEF VALVE PM	S	CWWT-C2691	DIGESTER TANK 13/PLANT 2, CENTRAL WASTE WATER TREATMENT	26	W
WWT-M-VLVPR-26WK-01	SEMI ANNUAL PRESSURE RELIEF VALVE PM	S	CWWT-C2692	DIGESTER TANK 14/PLANT 2, CENTRAL WASTE WATER TREATMENT	26	W
WWT-M-VLVPR-26WK-01	SEMI ANNUAL PRESSURE RELIEF VALVE PM	S	CWWT-C2693	DIGESTER TANK 15/PLANT 2, CENTRAL WASTE WATER TREATMENT	26	W

WWT-M-VLVPR-26WK-01	SEMI ANNUAL PRESSURE RELIEF VALVE PM	S	CWWT-C2694	DIGESTER TANK 16/PLANT 2, CENTRAL WASTE WATER TREATMENT	26	W
WWT-M-VLVPR-26WK-01	SEMI ANNUAL PRESSURE RELIEF VALVE PM	S	CWWT-C2740	CHLORINE BUILDING 2, CENTRAL WASTE WATER TREATMENT	26	W
WWT-M-VLVPR-26WK-01	SEMI ANNUAL PRESSURE RELIEF VALVE PM	S	SWWT-S0616	OXYGEN PRODUCTION FACILITY 1, SOUTH WASTE WATER TREATMENT	26	W
WWT-M-VLVPR-26WK-01	SEMI ANNUAL PRESSURE RELIEF VALVE PM	S	SWWT-S0621	OXYGENATION TRAINS 1, SOUTH WASTE WATER TREATMENT	26	W
WWT-M-VLVPR-26WK-01	SEMI ANNUAL PRESSURE RELIEF VALVE PM	S	SWWT-S0622	OXYGENATION TRAINS 2, SOUTH WASTE WATER TREATMENT	26	W
WWT-M-VLVPR-26WK-01	SEMI ANNUAL PRESSURE RELIEF VALVE PM	S	SWWT-S0623	OXYGENATION TRAINS 3, SOUTH WASTE WATER TREATMENT	26	W
WWT-M-VLVPR-26WK-01	SEMI ANNUAL PRESSURE RELIEF VALVE PM	S	SWWT-S0624	OXYGENATION TRAINS 4, SOUTH WASTE WATER TREATMENT	26	W
WWT-M-VLVPR-26WK-01	SEMI ANNUAL PRESSURE RELIEF VALVE PM	S	SWWT-S0625	OXYGENATION TRAINS 5, SOUTH WASTE WATER TREATMENT	26	W
WWT-M-VLVPR-26WK-01	SEMI ANNUAL PRESSURE RELIEF VALVE PM	S	SWWT-S0626	OXYGENATION TRAINS 6, SOUTH WASTE WATER TREATMENT	26	W
WWT-M-VLVPR-26WK-01	SEMI ANNUAL PRESSURE RELIEF VALVE PM	S	SWWT-S0627	OXYGENATION TRAINS 7, SOUTH WASTE WATER TREATMENT	26	W
WWT-M-VLVPR-26WK-01	SEMI ANNUAL PRESSURE RELIEF VALVE PM	S	SWWT-S0676	DIGESTER TANK 2, SOUTH WASTE WATER TREATMENT	26	W
WWT-M-VLVPR-26WK-01	SEMI ANNUAL PRESSURE RELIEF VALVE PM	S	SWWT-S0677	DIGESTER TANK 1, SOUTH WASTE WATER TREATMENT	26	W
WWT-M-VLVPR-26WK-01	SEMI ANNUAL PRESSURE RELIEF VALVE PM	S	SWWT-S0678	DIGESTER TANK 4, SOUTH WASTE WATER TREATMENT	26	W
WWT-M-VLVPR-26WK-01	SEMI ANNUAL PRESSURE RELIEF VALVE PM	S	SWWT-S0679	DIGESTER TANK 3, SOUTH WASTE WATER TREATMENT	26	W
WWT-M-VLVPR-26WK-01	SEMI ANNUAL PRESSURE RELIEF VALVE PM	S	SWWT-S0681	DIGESTER TANK 5, SOUTH WASTE WATER TREATMENT	26	W
WWT-M-VLVPR-26WK-01	SEMI ANNUAL PRESSURE RELIEF VALVE PM	S	SWWT-S0682	DIGESTER TANK 6, SOUTH WASTE WATER TREATMENT	26	W
WWT-M-VLVPR-26WK-01	SEMI ANNUAL PRESSURE RELIEF VALVE PM	S	SWWT-S0683	DIGESTER TANK 7, SOUTH WASTE WATER TREATMENT	26	W
WWT-M-VLVPR-26WK-01	SEMI ANNUAL PRESSURE RELIEF VALVE PM	S	SWWT-S0684	DIGESTER TANK 8, SOUTH WASTE WATER TREATMENT	26	W
WWT-M-VLVPR-26WK-01	SEMI ANNUAL PRESSURE RELIEF VALVE PM	S	SWWT-S0686	DIGESTER TANK 10, SOUTH WASTE WATER TREATMENT	26	W
WWT-M-VLVPR-26WK-01	SEMI ANNUAL PRESSURE RELIEF VALVE PM	S	SWWT-S0687	DIGESTER TANK 9, SOUTH WASTE WATER TREATMENT	26	W
WWT-M-VLVPR-26WK-01	SEMI ANNUAL PRESSURE RELIEF VALVE PM	S	SWWT-S0688	DIGESTER TANK 12, SOUTH WASTE WATER TREATMENT	26	W
WWT-M-VLVPR-26WK-01	SEMI ANNUAL PRESSURE RELIEF VALVE PM	S	SWWT-S0689	DIGESTER TANK 11, SOUTH WASTE WATER TREATMENT	26	W
WWT-M-VLVPR-26WK-01	SEMI ANNUAL PRESSURE RELIEF VALVE PM	S	SWWT-S0708	GAS SPHERES, SOUTH WASTE WATER TREATMENT	26	W

WWT-M-VLVPR-26WK-01	SEMI ANNUAL PRESSURE RELIEF VALVE PM	S	SWWT-S0740	CHLORINE BUILDING 1, SOUTH WASTE WATER TREATMENT	26	W
WWT-M-VLVPR-26WK-01	SEMI ANNUAL PRESSURE RELIEF VALVE PM	S	SWWT-S1616	OXYGEN PLANT 1, SOUTH WASTE WATER TREATMENT	26	W
WWT-M-VLVPR-26WK-01	SEMI ANNUAL PRESSURE RELIEF VALVE PM	S	SWWT-S2616	OXYGEN PLANT 2, SOUTH WASTE WATER TREATMENT	26	W
WWT-M-VLVPR-26WK-01	SEMI ANNUAL PRESSURE RELIEF VALVE PM	S	SWWT-S3617	OXYGEN PLANT 3, SOUTH WASTE WATER TREATMENT	26	W
WWT-M-CHL-52WK-01	ANNUAL CHLORINATOR AND INJECTOR PM	S	C174040CHL1	CL2 BLDG 1-CHLORINATOR 1	52	W
WWT-M-CHL-52WK-01	ANNUAL CHLORINATOR AND INJECTOR PM	S	C174040CHL2	CL2 BLDG 1-CHLORINATOR 2	52	W
WWT-M-CHL-52WK-01	ANNUAL CHLORINATOR AND INJECTOR PM	S	C174040CHL3	CL2 BLDG 1-CHLORINATOR 3	52	W
WWT-M-CHL-52WK-01	ANNUAL CHLORINATOR AND INJECTOR PM	S	C174040CHL4	CL2 BLDG 1-CHLORINATOR 4	52	W
WWT-M-CHL-52WK-01	ANNUAL CHLORINATOR AND INJECTOR PM	S	C174040CHL5	CL2 BLDG 1-CHLORINATOR 5	52	W
WWT-M-CHL-52WK-01	ANNUAL CHLORINATOR AND INJECTOR PM	S	C174040CHL6	CL2 BLDG 1-CHLORINATOR 6	52	W
WWT-M-CHL-52WK-01	ANNUAL CHLORINATOR AND INJECTOR PM	S	C174040CHL7	CL2 BLDG 1-CHLORINATOR 7	52	W
WWT-M-CHL-52WK-01	ANNUAL CHLORINATOR AND INJECTOR PM	S	C274040CHL1	CL2 BLDG 2-CHLORINATOR 1	52	W
WWT-M-CHL-52WK-01	ANNUAL CHLORINATOR AND INJECTOR PM	S	C274040CHL2	CL2 BLDG 2-CHLORINATOR 2	52	W
WWT-M-CHL-52WK-01	ANNUAL CHLORINATOR AND INJECTOR PM	S	C274040CHL3	CL2 BLDG 2-CHLORINATOR 3	52	W
WWT-M-CHL-52WK-01	ANNUAL CHLORINATOR AND INJECTOR PM	S	C274040CHL4	CL2 BLDG 2-CHLORINATOR 4	52	W
WWT-M-CHL-52WK-01	ANNUAL CHLORINATOR AND INJECTOR PM	S	C274040CHL5	CL2 BLDG 2-CHLORINATOR 5	52	W
WWT-M-CMP-52WK-01	ANNUAL COMPRESSOR OIL CHANGE	S	CWWT-C0001	ADMINISTRATION BUILDING, CENTRAL WASTE WATER TREATMENT	52	W
WWT-M-CMP-52WK-01	ANNUAL COMPRESSOR OIL CHANGE	S	CWWT-C0010	FRESH WATER BUILDING, CENTRAL WASTE WATER TREATMENT	52	W

WWT-M-CMP-52WK-01	ANNUAL COMPRESSOR OIL CHANGE	S	CWWT-C0616	OXYGEN PRODUCTION FACILITY 1, CENTRAL WASTE WATER TREATMENT	52	W
WWT-M-CMP-52WK-01	ANNUAL COMPRESSOR OIL CHANGE	S	CWWT-C0617	OXYGEN PRODUCTION FACILITY 2, CENTRAL WASTE WATER TREATMENT	52	W
WWT-M-CMP-52WK-01	ANNUAL COMPRESSOR OIL CHANGE	S	CWWT-C0710	SLUDGE DEWATERING BUILDING, CENTRAL WASTE WATER TREATMENT	52	W
WWT-M-CMP-52WK-01	ANNUAL COMPRESSOR OIL CHANGE	S	CWWT-C0765	MAIN SWITCHGEAR BUILDING, CENTRAL WASTE WATER TREATMENT	52	W
WWT-M-CMP-52WK-01	ANNUAL COMPRESSOR OIL CHANGE	S	CWWT-C1740	CHLORINE BUILDING 1, CENTRAL WASTE WATER TREATMENT	52	W
WWT-M-CMP-52WK-01	ANNUAL COMPRESSOR OIL CHANGE	S	CWWT-C2670	POLYMER BUILDING/PLANT 2, CENTRAL WASTE WATER TREATMENT	52	W
WWT-M-CMP-52WK-01	ANNUAL COMPRESSOR OIL CHANGE	S	CWWT-C2740	CHLORINE BUILDING 2, CENTRAL WASTE WATER TREATMENT	52	W
WWT-M-CMP-52WK-01	ANNUAL COMPRESSOR OIL CHANGE	S	NWWT-N0001	ADMINISTRATION BUILDING, NORTH WASTE WATER TREATMENT	52	W
WWT-M-CMP-52WK-01	ANNUAL COMPRESSOR OIL CHANGE	S	NWWT-N0005	MAINTENANCE BUILDING, NORTH WASTE WATER TREATMENT	52	W
WWT-M-CMP-52WK-01	ANNUAL COMPRESSOR OIL CHANGE	S	NWWT-N0604	PRE-TREATMENT & SLUDGE TRANSFER BUILDING, NORTH WASTE WATER TREATMENT	52	W
WWT-M-CMP-52WK-01	ANNUAL COMPRESSOR OIL CHANGE	S	NWWT-N0616	OXYGEN PRODUCTION FACILITY 1, NORTH WASTE WATER TREATMENT	52	W
WWT-M-CMP-52WK-01	ANNUAL COMPRESSOR OIL CHANGE	S	NWWT-N0617	OXYGEN PRODUCTION FACILITY 2, NORTH WASTE WATER TREATMENT	52	W
WWT-M-CMP-52WK-01	ANNUAL COMPRESSOR OIL CHANGE	S	NWWT-N0651	RETURN SLUDGE STATION 1, NORTH WASTE WATER TREATMENT	52	W
WWT-M-CMP-52WK-01	ANNUAL COMPRESSOR OIL CHANGE	S	NWWT-N0740	ON-SITE CHLORINE BUILDING, NORTH WASTE WATER TREATMENT	52	W
WWT-M-CMP-52WK-01	ANNUAL COMPRESSOR OIL CHANGE	S	NWWT-N0750	EFFLUENT PUMP STATION, NORTH WASTE WATER TREATMENT	52	W
WWT-M-CMP-52WK-01	ANNUAL COMPRESSOR OIL CHANGE	S	NWWT-N0800	INJECTION WELL PUMP STATION, NORTH WASTE WATER TREATMENT	52	W
WWT-M-CMP-52WK-01	ANNUAL COMPRESSOR OIL CHANGE	S	NWWT-N0856	EFFLUENT REUSE FILTRATION, NORTH WASTE WATER TREATMENT	52	W
WWT-M-CMP-52WK-01	ANNUAL COMPRESSOR OIL CHANGE	S	NWWT-N1616	OXYGEN PLANT 1, NORTH WASTE WATER TREATMENT	52	W
WWT-M-CMP-52WK-01	ANNUAL COMPRESSOR OIL CHANGE	S	NWWT-N1651	RETURN SLUDGE STATION 3, NORTH WASTE WATER TREATMENT	52	W
WWT-M-CMP-52WK-01	ANNUAL COMPRESSOR OIL CHANGE	S	NWWT-N2616	OXYGEN PLANT 2, NORTH WASTE WATER TREATMENT	52	W

WWT-M-CMP-52WK-01	ANNUAL COMPRESSOR OIL CHANGE	S	NWWT-N2651	RETURN SLUDGE STATION 2, NORTH WASTE WATER TREATMENT	52	W
WWT-M-CMP-52WK-01	ANNUAL COMPRESSOR OIL CHANGE	S	NWWT-N3617	OXYGEN PLANT 3, NORTH WASTE WATER TREATMENT	52	W
WWT-M-CMP-52WK-01	ANNUAL COMPRESSOR OIL CHANGE	S	PS0001-CP001	FOURTH STREET SEWER PUMP STATION 1	52	W
WWT-M-CMP-52WK-01	ANNUAL COMPRESSOR OIL CHANGE	S	PS0002-CP002	NINTH STREET SEWER PUMP STATION 2	52	W
WWT-M-CMP-52WK-01	ANNUAL COMPRESSOR OIL CHANGE	S	SWWT-S0005	MAINTENANCE BUILDING, SOUTH WASTE WATER TREATMENT	52	W
WWT-M-CMP-52WK-01	ANNUAL COMPRESSOR OIL CHANGE	S	SWWT-S0616	OXYGEN PRODUCTION FACILITY 1, SOUTH WASTE WATER TREATMENT	52	W
WWT-M-CMP-52WK-01	ANNUAL COMPRESSOR OIL CHANGE	S	SWWT-S0617	OXYGEN PRODUCTION FACILITY 2, SOUTH WASTE WATER TREATMENT	52	W
WWT-M-CMP-52WK-01	ANNUAL COMPRESSOR OIL CHANGE	S	SWWT-S0670	POLYMER BUILDING-CONCENTRATORS, SOUTH WASTE WATER TREATMENT	52	W
WWT-M-CMP-52WK-01	ANNUAL COMPRESSOR OIL CHANGE	S	SWWT-S0671	POLYMER BUILDING-CLARIFIERS, SOUTH WASTE WATER TREATMENT	52	W
WWT-M-CMP-52WK-01	ANNUAL COMPRESSOR OIL CHANGE	S	SWWT-S0709	DIGESTOR GAS COMPRESSOR BUILDING, SOUTH WASTE WATER TREATMENT	52	W
WWT-M-CMP-52WK-01	ANNUAL COMPRESSOR OIL CHANGE	S	SWWT-S0710	SLUDGE DEWATERING BUILDING, SOUTH WASTE WATER TREATMENT	52	W
WWT-M-CMP-52WK-01	ANNUAL COMPRESSOR OIL CHANGE	S	SWWT-S0740	CHLORINE BUILDING 1, SOUTH WASTE WATER TREATMENT	52	W
WWT-M-CMP-52WK-01	ANNUAL COMPRESSOR OIL CHANGE	S	SWWT-S0750	EFFLUENT PUMP STATION BLDG 1, SOUTH WASTE WATER TREATMENT	52	W
WWT-M-CMP-52WK-01	ANNUAL COMPRESSOR OIL CHANGE	S	SWWT-S0856	EFFLUENT REUSE FILTRATION, SOUTH WASTE WATER TREATMENT	52	W
WWT-M-CMP-52WK-02	ANNUAL O2 PLANT FACILITY COMPRESSOR PM	S	N0616XJAC3	O2 FACILITY 1-AIR COMPRESSOR 3	52	W
WWT-M-CMP-52WK-02	ANNUAL O2 PLANT FACILITY COMPRESSOR PM	S	N0617XJAC5	O2 FACILITY 2-AIR COMPRESSOR 5	52	W
WWT-M-CMP-52WK-02	ANNUAL O2 PLANT FACILITY COMPRESSOR PM	S	N1616XJAC1	O2 PLANT 1-AIR COMPRESSOR 1	52	W
WWT-M-CMP-52WK-02	ANNUAL O2 PLANT FACILITY COMPRESSOR PM	S	N2616XJAC2	O2 PLANT 2-AIR COMPRESSOR 2	52	W
WWT-M-CMP-52WK-02	ANNUAL O2 PLANT FACILITY COMPRESSOR PM	S	N3617XJAC4	O2 PLANT 3-AIR COMPRESSOR 4	52	W
WWT-M-CMPC-52WK-01	ANNUAL CENTRIFUGAL COMPRESSOR PREDICTIVE VIBRATION ANALYSIS BY CONTRACTOR	S	N0616XJAC3	O2 FACILITY 1-AIR COMPRESSOR 3	52	W



WWT-M-CMPC-52WK-01	ANNUAL CENTRIFUGAL COMPRESSOR PREDICTIVE VIBRATION ANALYSIS BY CONTRACTOR	S	N0617XJAC5	O2 FACILITY 2-AIR COMPRESSOR 5	52	W
WWT-M-CMPC-52WK-01	ANNUAL CENTRIFUGAL COMPRESSOR PREDICTIVE VIBRATION ANALYSIS BY CONTRACTOR	S	N1616XJAC1	O2 PLANT 1-AIR COMPRESSOR 1	52	W
WWT-M-CMPC-52WK-01	ANNUAL CENTRIFUGAL COMPRESSOR PREDICTIVE VIBRATION ANALYSIS BY CONTRACTOR	S	N2616XJAC2	O2 PLANT 2-AIR COMPRESSOR 2	52	W
WWT-M-CMPC-52WK-01	ANNUAL CENTRIFUGAL COMPRESSOR PREDICTIVE VIBRATION ANALYSIS BY CONTRACTOR	S	N3617XJAC4	O2 PLANT 3-AIR COMPRESSOR 4	52	W
WWT-M-CNVMS-52WK-01	ANNUAL CONVEYOR MECHANICAL SCREEN PM	S	NWWT-N0755	SCREEN CHAMBER, NORTH WASTE WATER TREATMENT	52	W
WWT-M-DRVH-52WK-01	ANNUAL HYDRAULIC DRIVE PM	S	CWWT-C0710	SLUDGE DEWATERING BUILDING, CENTRAL WASTE WATER TREATMENT	52	W
WWT-M-EVPC-26WK-01	SEMIANNUAL/ANNUAL CHLORINE EVAPORATOR/REGULATOR PM	S	C174040CE1	CL2 BLDG 1-CHLORINE EVAPORATOR 1	52	W
WWT-M-EVPC-26WK-01	SEMIANNUAL/ANNUAL CHLORINE EVAPORATOR/REGULATOR PM	S	C174040CE2	CL2 BLDG 1-CHLORINE EVAPORATOR 2	52	W
WWT-M-EVPC-26WK-01	SEMIANNUAL/ANNUAL CHLORINE EVAPORATOR/REGULATOR PM	S	C174040CE3	CL2 BLDG 1-CHLORINE EVAPORATOR 3	52	W
WWT-M-GRBR-26WK-03	ANNUAL & SEMIANNUAL REDUCTION GEARBOX OIL CHANGE PM	S	SWWT-S0621	OXYGENATION TRAINS 1, SOUTH WASTE WATER TREATMENT	52	W
WWT-M-GRBR-26WK-03	ANNUAL & SEMIANNUAL REDUCTION GEARBOX OIL CHANGE PM	S	SWWT-S0622	OXYGENATION TRAINS 2, SOUTH WASTE WATER TREATMENT	52	W
WWT-M-GRBR-26WK-03	ANNUAL & SEMIANNUAL REDUCTION GEARBOX OIL CHANGE PM	S	SWWT-S0623	OXYGENATION TRAINS 3, SOUTH WASTE WATER TREATMENT	52	W
WWT-M-GRBR-26WK-03	ANNUAL & SEMIANNUAL REDUCTION GEARBOX OIL CHANGE PM	S	SWWT-S0624	OXYGENATION TRAINS 4, SOUTH WASTE WATER TREATMENT	52	W

WWT-M-GRBR-26WK-03	ANNUAL & SEMIANNUAL REDUCTION GEARBOX OIL CHANGE PM	S	SWWT-S0625	OXYGENATION TRAINS 5, SOUTH WASTE WATER TREATMENT	52	W
WWT-M-GRBR-52WK-01	ANNUAL GEARBOX COUPLING PM	S	CWWT-C0710	SLUDGE DEWATERING BUILDING, CENTRAL WASTE WATER TREATMENT	52	W
WWT-M-GRBR-52WK-01	ANNUAL GEARBOX COUPLING PM	S	CWWT-C1601	GRIT BUILDING 1, CENTRAL WASTE WATER TREATMENT	52	W
WWT-M-GRBR-52WK-01	ANNUAL GEARBOX COUPLING PM	S	CWWT-C1603	SEPTAGE UNLOADING STATION, CENTRAL WASTE WATER TREATMENT	52	W
WWT-M-GRBR-52WK-01	ANNUAL GEARBOX COUPLING PM	S	CWWT-C1621	OXYGENATION TRAIN 1/AERATION TANKS 1 - 6, CENTRAL WASTE WATER TREATMENT	52	W
WWT-M-GRBR-52WK-01	ANNUAL GEARBOX COUPLING PM	S	CWWT-C1622	OXYGENATION TRAIN 2, CENTRAL WASTE WATER TREATMENT	52	W
WWT-M-GRBR-52WK-01	ANNUAL GEARBOX COUPLING PM	S	CWWT-C1623	OXYGENATION TRAIN 3, CENTRAL WASTE WATER TREATMENT	52	W
WWT-M-GRBR-52WK-01	ANNUAL GEARBOX COUPLING PM	S	CWWT-C1641	FINAL SETTLING TANK 1/PLANT 1, CENTRAL WASTE WATER TREATMENT	52	W
WWT-M-GRBR-52WK-01	ANNUAL GEARBOX COUPLING PM	S	CWWT-C1642	FINAL SETTLING TANK 2/PLANT 1, CENTRAL WASTE WATER TREATMENT	52	W
WWT-M-GRBR-52WK-01	ANNUAL GEARBOX COUPLING PM	S	CWWT-C1643	FINAL SETTLING TANK 3/PLANT 1, CENTRAL WASTE WATER TREATMENT	52	W
WWT-M-GRBR-52WK-01	ANNUAL GEARBOX COUPLING PM	S	CWWT-C1644	FINAL SETTLING TANK 4/PLANT 1, CENTRAL WASTE WATER TREATMENT	52	W
WWT-M-GRBR-52WK-01	ANNUAL GEARBOX COUPLING PM	S	CWWT-C1645	FINAL SETTLING TANK 5/PLANT 1, CENTRAL WASTE WATER TREATMENT	52	W
WWT-M-GRBR-52WK-01	ANNUAL GEARBOX COUPLING PM	S	CWWT-C1646	FINAL SETTLING TANK 6/PLANT 1, CENTRAL WASTE WATER TREATMENT	52	W
WWT-M-GRBR-52WK-01	ANNUAL GEARBOX COUPLING PM	S	CWWT-C1670	POLYMER BUILDING/PLANT 1, CENTRAL WASTE WATER TREATMENT	52	W
WWT-M-GRBR-52WK-01	ANNUAL GEARBOX COUPLING PM	S	CWWT-C2601	GRIT BUILDING 2, CENTRAL WASTE WATER TREATMENT	52	W
WWT-M-GRBR-52WK-01	ANNUAL GEARBOX COUPLING PM	S	CWWT-C2621	OXYGENATION TRAIN 1, CENTRAL WASTE WATER TREATMENT	52	W
WWT-M-GRBR-52WK-01	ANNUAL GEARBOX COUPLING PM	S	CWWT-C2622	OXYGENATION TRAIN 2, CENTRAL WASTE WATER TREATMENT	52	W
WWT-M-GRBR-52WK-01	ANNUAL GEARBOX COUPLING PM	S	CWWT-C2623	OXYGENATION TRAIN 3, CENTRAL WASTE WATER TREATMENT	52	W
WWT-M-GRBR-52WK-01	ANNUAL GEARBOX COUPLING PM	S	CWWT-C2624	OXYGENATION TRAIN 4, CENTRAL WASTE WATER TREATMENT	52	W

WWT-M-GRBR-52WK-01	ANNUAL GEARBOX COUPLING PM	S	CWWT-C2641	FINAL SETTLING TANK 1/PLANT 2, CENTRAL WASTE WATER TREATMENT	52	W
WWT-M-GRBR-52WK-01	ANNUAL GEARBOX COUPLING PM	S	CWWT-C2642	FINAL SETTLING TANK 2/PLANT 2, CENTRAL WASTE WATER TREATMENT	52	W
WWT-M-GRBR-52WK-01	ANNUAL GEARBOX COUPLING PM	S	CWWT-C2643	FINAL SETTLING TANK 3/PLANT 2, CENTRAL WASTE WATER TREATMENT	52	W
WWT-M-GRBR-52WK-01	ANNUAL GEARBOX COUPLING PM	S	CWWT-C2644	FINAL SETTLING TANK 4/PLANT 2, CENTRAL WASTE WATER TREATMENT	52	W
WWT-M-GRBR-52WK-01	ANNUAL GEARBOX COUPLING PM	S	CWWT-C2645	FINAL SETTLING TANK 5/PLANT 2, CENTRAL WASTE WATER TREATMENT	52	W
WWT-M-GRBR-52WK-01	ANNUAL GEARBOX COUPLING PM	S	CWWT-C2646	FINAL SETTLING TANK 6/PLANT 2, CENTRAL WASTE WATER TREATMENT	52	W
WWT-M-GRBR-52WK-01	ANNUAL GEARBOX COUPLING PM	S	CWWT-C2647	FINAL SETTLING TANK 7/PLANT 2, CENTRAL WASTE WATER TREATMENT	52	W
WWT-M-GRBR-52WK-01	ANNUAL GEARBOX COUPLING PM	S	CWWT-C2648	FINAL SETTLING TANK 8/PLANT 2, CENTRAL WASTE WATER TREATMENT	52	W
WWT-M-GRBR-52WK-01	ANNUAL GEARBOX COUPLING PM	S	CWWT-C2649	FINAL SETTLING TANK 9/PLANT 2, CENTRAL WASTE WATER TREATMENT	52	W
WWT-M-GRBR-52WK-01	ANNUAL GEARBOX COUPLING PM	S	CWWT-C2650	FINAL SETTLING TANK 10/PLANT 2, CENTRAL WASTE WATER TREATMENT	52	W
WWT-M-GRBR-52WK-01	ANNUAL GEARBOX COUPLING PM	S	CWWT-C2663	SLUDGE CONCENTRATION TANK 3/PLANT 2, CENTRAL WASTE WATER TREATMENT	52	W
WWT-M-GRBR-52WK-01	ANNUAL GEARBOX COUPLING PM	S	CWWT-C2664	SLUDGE CONCENTRATION TANK 4/PLANT 2, CENTRAL WASTE WATER TREATMENT	52	W
WWT-M-GRBR-52WK-01	ANNUAL GEARBOX COUPLING PM	S	CWWT-C2670	POLYMER BUILDING/PLANT 2, CENTRAL WASTE WATER TREATMENT	52	W
WWT-M-GRBR-52WK-01	ANNUAL GEARBOX COUPLING PM	S	NWWT-N0601	GRIT BUILDING 1, NORTH WASTE WATER TREATMENT	52	W
WWT-M-GRBR-52WK-01	ANNUAL GEARBOX COUPLING PM	S	NWWT-N0604	PRE-TREATMENT & SLUDGE TRANSFER BUILDING, NORTH WASTE WATER TREATMENT	52	W
WWT-M-GRBR-52WK-01	ANNUAL GEARBOX COUPLING PM	S	NWWT-N0616	OXYGEN PRODUCTION FACILITY 1, NORTH WASTE WATER TREATMENT	52	W
WWT-M-GRBR-52WK-01	ANNUAL GEARBOX COUPLING PM	S	NWWT-N0621	OXYGENATION TRAIN 3, NORTH WASTE WATER TREATMENT	52	W
WWT-M-GRBR-52WK-01	ANNUAL GEARBOX COUPLING PM	S	NWWT-N0622	OXYGENATION TRAIN 4, NORTH WASTE WATER TREATMENT	52	W

WWT-M-GRBR-52WK-01	ANNUAL GEARBOX COUPLING PM	S	NWWT-N0630	PRIMARY SLUDGE PUMPING STATION 1, NORTH WASTE WATER TREATMENT	52	W
WWT-M-GRBR-52WK-01	ANNUAL GEARBOX COUPLING PM	S	NWWT-N0651	RETURN SLUDGE STATION 1, NORTH WASTE WATER TREATMENT	52	W
WWT-M-GRBR-52WK-01	ANNUAL GEARBOX COUPLING PM	S	NWWT-N0755	SCREEN CHAMBER, NORTH WASTE WATER TREATMENT	52	W
WWT-M-GRBR-52WK-01	ANNUAL GEARBOX COUPLING PM	S	NWWT-N1621	OXYGENATION TRAIN 1, NORTH WASTE WATER TREATMENT	52	W
WWT-M-GRBR-52WK-01	ANNUAL GEARBOX COUPLING PM	S	NWWT-N1622	OXYGENATION TRAIN 2, NORTH WASTE WATER TREATMENT	52	W
WWT-M-GRBR-52WK-01	ANNUAL GEARBOX COUPLING PM	S	NWWT-N1651	RETURN SLUDGE STATION 3, NORTH WASTE WATER TREATMENT	52	W
WWT-M-GRBR-52WK-01	ANNUAL GEARBOX COUPLING PM	S	NWWT-N2621	OXYGENATION TRAIN 5, NORTH WASTE WATER TREATMENT	52	W
WWT-M-GRBR-52WK-01	ANNUAL GEARBOX COUPLING PM	S	NWWT-N2622	OXYGENATION TRAIN 6, NORTH WASTE WATER TREATMENT	52	W
WWT-M-GRBR-52WK-01	ANNUAL GEARBOX COUPLING PM	S	NWWT-N2630	PRIMARY SLUDGE PUMPING STATION 2, NORTH WASTE WATER TREATMENT	52	W
WWT-M-GRBR-52WK-01	ANNUAL GEARBOX COUPLING PM	S	NWWT-N2651	RETURN SLUDGE STATION 2, NORTH WASTE WATER TREATMENT	52	W
WWT-M-GRBR-52WK-01	ANNUAL GEARBOX COUPLING PM	S	PS0001-CP001	FOURTH STREET SEWER PUMP STATION 1	52	W
WWT-M-GRBR-52WK-01	ANNUAL GEARBOX COUPLING PM	S	PS0002-CP002	NINTH STREET SEWER PUMP STATION 2	52	W
WWT-M-GRBR-52WK-01	ANNUAL GEARBOX COUPLING PM	S	SWWT-S0601	GRIT BUILDING 1, SOUTH WASTE WATER TREATMENT	52	W
WWT-M-GRBR-52WK-01	ANNUAL GEARBOX COUPLING PM	S	SWWT-S0602	GRIT BUILDING 2, SOUTH WASTE WATER TREATMENT	52	W
WWT-M-GRBR-52WK-01	ANNUAL GEARBOX COUPLING PM	S	SWWT-S0621	OXYGENATION TRAINS 1, SOUTH WASTE WATER TREATMENT	52	W
WWT-M-GRBR-52WK-01	ANNUAL GEARBOX COUPLING PM	S	SWWT-S0622	OXYGENATION TRAINS 2, SOUTH WASTE WATER TREATMENT	52	W
WWT-M-GRBR-52WK-01	ANNUAL GEARBOX COUPLING PM	S	SWWT-S0623	OXYGENATION TRAINS 3, SOUTH WASTE WATER TREATMENT	52	W
WWT-M-GRBR-52WK-01	ANNUAL GEARBOX COUPLING PM	S	SWWT-S0624	OXYGENATION TRAINS 4, SOUTH WASTE WATER TREATMENT	52	W
WWT-M-GRBR-52WK-01	ANNUAL GEARBOX COUPLING PM	S	SWWT-S0625	OXYGENATION TRAINS 5, SOUTH WASTE WATER TREATMENT	52	W
WWT-M-GRBR-52WK-01	ANNUAL GEARBOX COUPLING PM	S	SWWT-S0626	OXYGENATION TRAINS 6, SOUTH WASTE WATER TREATMENT	52	W
WWT-M-GRBR-52WK-01	ANNUAL GEARBOX COUPLING PM	S	SWWT-S0627	OXYGENATION TRAINS 7, SOUTH WASTE WATER TREATMENT	52	W
WWT-M-GRBR-52WK-01	ANNUAL GEARBOX COUPLING PM	S	SWWT-S0655	CLARIFIER 10, SOUTH WASTE WATER TREATMENT	52	W

WWT-M-GRBR-52WK-01	ANNUAL GEARBOX COUPLING PM	S	SWWT-S0661	SLUDGE CONCENTRATION TANK 1, SOUTH WASTE WATER TREATMENT	52	W
WWT-M-GRBR-52WK-01	ANNUAL GEARBOX COUPLING PM	S	SWWT-S0662	SLUDGE CONCENTRATION TANK 2, SOUTH WASTE WATER TREATMENT	52	W
WWT-M-GRBR-52WK-01	ANNUAL GEARBOX COUPLING PM	S	SWWT-S0663	SLUDGE CONCENTRATION TANK 3, SOUTH WASTE WATER TREATMENT	52	W
WWT-M-GRBR-52WK-01	ANNUAL GEARBOX COUPLING PM	S	SWWT-S0664	SLUDGE CONCENTRATION TANK 4, SOUTH WASTE WATER TREATMENT	52	W
WWT-M-GRBR-52WK-01	ANNUAL GEARBOX COUPLING PM	S	SWWT-S0670	POLYMER BUILDING-CONCENTRATORS, SOUTH WASTE WATER TREATMENT	52	W
WWT-M-GRBR-52WK-01	ANNUAL GEARBOX COUPLING PM	S	SWWT-S0671	POLYMER BUILDING-CLARIFIERS, SOUTH WASTE WATER TREATMENT	52	W
WWT-M-GRBR-52WK-01	ANNUAL GEARBOX COUPLING PM	S	SWWT-S0679	DIGESTER TANK 3, SOUTH WASTE WATER TREATMENT	52	W
WWT-M-GRBR-52WK-01	ANNUAL GEARBOX COUPLING PM	S	SWWT-S0681	DIGESTER TANK 5, SOUTH WASTE WATER TREATMENT	52	W
WWT-M-GRBR-52WK-01	ANNUAL GEARBOX COUPLING PM	S	SWWT-S0683	DIGESTER TANK 7, SOUTH WASTE WATER TREATMENT	52	W
WWT-M-GRBR-52WK-01	ANNUAL GEARBOX COUPLING PM	S	SWWT-S0710	SLUDGE DEWATERING BUILDING, SOUTH WASTE WATER TREATMENT	52	W
WWT-M-GRBR-52WK-01	ANNUAL GEARBOX COUPLING PM	S	SWWT-S0740	CHLORINE BUILDING 1, SOUTH WASTE WATER TREATMENT	52	W
WWT-M-GRBR-52WK-01	ANNUAL GEARBOX COUPLING PM	S	SWWT-S0747	CHLORINE CONTACT CHAMBER 3, SOUTH WASTE WATER TREATMENT	52	W
WWT-M-GRBR-52WK-01	ANNUAL GEARBOX COUPLING PM	S	SWWT-S0748	CHLORINE CONTACT CHAMBER 4, SOUTH WASTE WATER TREATMENT	52	W
WWT-M-GRBR-52WK-01	ANNUAL GEARBOX COUPLING PM	S	SWWT-S0750	EFFLUENT PUMP STATION BLDG 1, SOUTH WASTE WATER TREATMENT	52	W
WWT-M-GRBR-52WK-01	ANNUAL GEARBOX COUPLING PM	S	SWWT-S0760	TRANSFER PUMP STATION, SOUTH WASTE WATER TREATMENT	52	W
WWT-M-GRBR-52WK-01	ANNUAL GEARBOX COUPLING PM	S	SWWT-S0761	F.O.G. AND RESIDUALS MGMT BLDG, SOUTH WASTE WATER TREATMENT	52	W
WWT-M-GRBRM-52WK-01	ANNUAL MULTISTAGE REDUCTION GEARBOX PM	S	CWWT-C1661	SLUDGE CONCENTRATION TANK 1/PLANT 1, CENTRAL WASTE WATER TREATMENT	52	W
WWT-M-GRBRM-52WK-01	ANNUAL MULTISTAGE REDUCTION GEARBOX PM	S	CWWT-C1662	SLUDGE CONCENTRATION TANK 2/PLANT 1, CENTRAL WASTE WATER TREATMENT	52	W
WWT-M-GRBRM-52WK-01	ANNUAL MULTISTAGE REDUCTION GEARBOX PM	S	CWWT-C1663	SLUDGE CONCENTRATION TANK 3/PLANT 1, CENTRAL WASTE WATER TREATMENT	52	W
WWT-M-GRBRM-52WK-01	ANNUAL MULTISTAGE REDUCTION GEARBOX PM	S	CWWT-C1664	SLUDGE CONCENTRATION TANK 4/PLANT 1, CENTRAL WASTE WATER TREATMENT	52	W

WWT-M-GRBRM-52WK-01	ANNUAL MULTISTAGE REDUCTION GEARBOX PM	S	CWWT-C2661	SLUDGE CONCENTRATION TANK 1/PLANT 2, CENTRAL WASTE WATER TREATMENT	52	W
WWT-M-GRBRM-52WK-01	ANNUAL MULTISTAGE REDUCTION GEARBOX PM	S	CWWT-C2662	SLUDGE CONCENTRATION TANK 2/PLANT 2, CENTRAL WASTE WATER TREATMENT	52	W
WWT-M-GRBRM-52WK-01	ANNUAL MULTISTAGE REDUCTION GEARBOX PM	S	CWWT-C2663	SLUDGE CONCENTRATION TANK 3/PLANT 2, CENTRAL WASTE WATER TREATMENT	52	W
WWT-M-GRBRM-52WK-01	ANNUAL MULTISTAGE REDUCTION GEARBOX PM	S	CWWT-C2664	SLUDGE CONCENTRATION TANK 4/PLANT 2, CENTRAL WASTE WATER TREATMENT	52	W
WWT-M-HST-52WK-01	SEMI-ANNUAL OSHA HOIST PM	S	PS0001	FOURTH STREET SEWER PUMP STATION 1	52	W
WWT-M-HST-52WK-01	SEMI-ANNUAL OSHA HOIST PM	S	PS0002	NINTH STREET SEWER PUMP STATION 2	52	W
WWT-M-HST-52WK-01	SEMI-ANNUAL OSHA HOIST PM	S	WWPLANTS-CWWT	CENTRAL DISTRICT, WASTE WATER TREATMENT PLANT	52	W
WWT-M-HST-52WK-01	SEMI-ANNUAL OSHA HOIST PM	S	WWPLANTS-NWWT	NORTH DISTRICT, WASTE WATER TREATMENT PLANT	52	W
WWT-M-HST-52WK-01	SEMI-ANNUAL OSHA HOIST PM	S	WWPLANTS-SWWT	SOUTH DISTRICT, WASTE WATER TREATMENT PLANT	52	W
WWT-M-HST-52WK-02	ANNUAL OSHA HOIST PM AND LOAD TEST	S	PS0001	FOURTH STREET SEWER PUMP STATION 1	52	W
WWT-M-HST-52WK-02	ANNUAL OSHA HOIST PM AND LOAD TEST	S	PS0002	NINTH STREET SEWER PUMP STATION 2	52	W
WWT-M-HST-52WK-02	ANNUAL OSHA HOIST PM AND LOAD TEST	S	WWPLANTS-CWWT	CENTRAL DISTRICT, WASTE WATER TREATMENT PLANT	52	W
WWT-M-HST-52WK-02	ANNUAL OSHA HOIST PM AND LOAD TEST	S	WWPLANTS-NWWT	NORTH DISTRICT, WASTE WATER TREATMENT PLANT	52	W
WWT-M-HST-52WK-02	ANNUAL OSHA HOIST PM AND LOAD TEST	S	WWPLANTS-SWWT	SOUTH DISTRICT, WASTE WATER TREATMENT PLANT	52	W
WWT-M-PMPC-52WK-01	ANNUAL CENTRIFUGAL PUMP PM	S	CWWT-C1735	BLOWER/CO-GEN BUILDING, CENTRAL WASTE WATER TREATMENT	52	W
WWT-M-PMPC-52WK-01	ANNUAL CENTRIFUGAL PUMP PM	S	CWWT-C1740	CHLORINE BUILDING 1, CENTRAL WASTE WATER TREATMENT	52	W
WWT-M-PMPC-52WK-01	ANNUAL CENTRIFUGAL PUMP PM	S	CWWT-C2740	CHLORINE BUILDING 2, CENTRAL WASTE WATER TREATMENT	52	W
WWT-M-PMPC-52WK-01	ANNUAL CENTRIFUGAL PUMP PM	S	SWWT-S0740	CHLORINE BUILDING 1, SOUTH WASTE WATER TREATMENT	52	W
WWT-M-PMPC-52WK-02	ANNUAL CENTRIFUGAL PUMP PM	S	C173505SSP	BLOWER BLDG-SOUTH SUMP PUMP	52	W
WWT-M-PMPP-52WK-01	ANNUAL PLUNGER PUMP PM	S	NWWT-N0606	AIR SCRUBBER BUILDING 1, NORTH WASTE WATER TREATMENT	52	W
WWT-M-PMPP-52WK-01	ANNUAL PLUNGER PUMP PM	S	NWWT-N0630	PRIMARY SLUDGE PUMPING STATION 1, NORTH WASTE WATER TREATMENT	52	W

WWT-M-PMP-52WK-01	ANNUAL PLUNGER PUMP PM	S	NWWT-N2630	PRIMARY SLUDGE PUMPING STATION 2, NORTH WASTE WATER TREATMENT	52	W
WWT-M-PMPVT-52WK-01	ANNUAL VERTICAL TURBINE PUMP PM	S	CWWT-C0856	EFFLUENT REUSE FILTRATION, CENTRAL WASTE WATER TREATMENT	52	W
WWT-M-PMPVT-52WK-01	ANNUAL VERTICAL TURBINE PUMP PM	S	NWWT-N0740	ON-SITE CHLORINE BUILDING, NORTH WASTE WATER TREATMENT	52	W
WWT-M-PMPVT-52WK-01	ANNUAL VERTICAL TURBINE PUMP PM	S	NWWT-N0750	EFFLUENT PUMP STATION, NORTH WASTE WATER TREATMENT	52	W
WWT-M-PMPVT-52WK-01	ANNUAL VERTICAL TURBINE PUMP PM	S	NWWT-N0800	INJECTION WELL PUMP STATION, NORTH WASTE WATER TREATMENT	52	W
WWT-M-PMPVT-52WK-01	ANNUAL VERTICAL TURBINE PUMP PM	S	NWWT-N0856	EFFLUENT REUSE FILTRATION, NORTH WASTE WATER TREATMENT	52	W
WWT-M-PMPVT-52WK-01	ANNUAL VERTICAL TURBINE PUMP PM	S	NWWT-N1652	RETURN SLUDGE STATION 4, NORTH WASTE WATER TREATMENT	52	W
WWT-M-PMPVT-52WK-01	ANNUAL VERTICAL TURBINE PUMP PM	S	NWWT-N1653	RETURN SLUDGE STATION 5, NORTH WASTE WATER TREATMENT	52	W
WWT-M-PMPVT-52WK-01	ANNUAL VERTICAL TURBINE PUMP PM	S	SWWT-S0750	EFFLUENT PUMP STATION BLDG 1, SOUTH WASTE WATER TREATMENT	52	W
WWT-M-TNK-52WK-01	ANNUAL TANK INSPECTION PM	S	PS0001-CP001	FOURTH STREET SEWER PUMP STATION 1	52	W
WWT-M-TNKP-52WK-01	ANNUAL PRESSURIZED TANK INSPECTION PM	S	NWWT-N0616	OXYGEN PRODUCTION FACILITY 1, NORTH WASTE WATER TREATMENT	52	W
WWT-M-TNKP-52WK-01	ANNUAL PRESSURIZED TANK INSPECTION PM	S	NWWT-N0750	EFFLUENT PUMP STATION, NORTH WASTE WATER TREATMENT	52	W
WWT-M-TNKP-52WK-01	ANNUAL PRESSURIZED TANK INSPECTION PM	S	NWWT-N0800	INJECTION WELL PUMP STATION, NORTH WASTE WATER TREATMENT	52	W
WWT-M-TNKP-52WK-01	ANNUAL PRESSURIZED TANK INSPECTION PM	S	NWWT-N0856	EFFLUENT REUSE FILTRATION, NORTH WASTE WATER TREATMENT	52	W
WWT-M-TNKP-52WK-01	ANNUAL PRESSURIZED TANK INSPECTION PM	S	NWWT-N0870	EFFLUENT REUSE PUMPING STATION, NORTH WASTE WATER TREATMENT	52	W
WWT-M-TNKP-52WK-01	ANNUAL PRESSURIZED TANK INSPECTION PM	S	NWWT-N1616	OXYGEN PLANT 1, NORTH WASTE WATER TREATMENT	52	W
WWT-M-TNKP-52WK-01	ANNUAL PRESSURIZED TANK INSPECTION PM	S	NWWT-N2616	OXYGEN PLANT 2, NORTH WASTE WATER TREATMENT	52	W
WWT-M-TNKP-52WK-01	ANNUAL PRESSURIZED TANK INSPECTION PM	S	NWWT-N3617	OXYGEN PLANT 3, NORTH WASTE WATER TREATMENT	52	W
WWT-M-TNKSCS-52WK-01	ANNUAL STORAGE TANK CENTRAL PM	S	CWWT-C1606	AIR SCRUBBER BUILDING 1, CENTRAL WASTE WATER TREATMENT	52	W

WWT-M-TNKSCS-52WK-01	ANNUAL STORAGE TANK CENTRAL PM	S	CWWT-C1607	AIR SCRUBBER BUILDING 3, CENTRAL WASTE WATER TREATMENT	52	W
WWT-M-TNKSCS-52WK-01	ANNUAL STORAGE TANK CENTRAL PM	S	CWWT-C2606	AIR SCRUBBER BUILDING 2, CENTRAL WASTE WATER TREATMENT	52	W
WWT-M-TNKSCS-52WK-01	ANNUAL STORAGE TANK CENTRAL PM	S	CWWT-C2607	AIR SCRUBBER BUILDING 4, CENTRAL WASTE WATER TREATMENT	52	W
WWT-M-TNKSCS-52WK-01	ANNUAL STORAGE TANK CENTRAL PM	S	CWWT-C2608	AIR SCRUBBER BUILDING 5, CENTRAL WASTE WATER TREATMENT	52	W
WWT-M-TNKSCS-52WK-01	ANNUAL STORAGE TANK CENTRAL PM	S	PS0001-CP001	FOURTH STREET SEWER PUMP STATION 1	52	W
WWT-M-TNKSCS-52WK-01	ANNUAL STORAGE TANK CENTRAL PM	S	PS0002-CP002	NINTH STREET SEWER PUMP STATION 2	52	W
WWT-M-TNKSCS-52WK-01	ANNUAL STORAGE TANK CENTRAL PM	S	SWWT-S0606	AIR SCRUBBER BLDG 1, SOUTH WASTE WATER TREATMENT	52	W
WWT-M-TNKSCS-52WK-01	ANNUAL STORAGE TANK CENTRAL PM	S	SWWT-S0607	AIR SCRUBBER BLDG 2, SOUTH WASTE WATER TREATMENT	52	W
WWT-M-TNKSCS-52WK-01	ANNUAL STORAGE TANK CENTRAL PM	S	SWWT-S0608	AIR SCRUBBER BLDG 3, SOUTH WASTE WATER TREATMENT	52	W
WWT-M-VLVC-52WK-01	ANNUAL CHECK VALVE PM	S	CWWT-C0675-33	GAS, DIGESTERS CLUSTER 1- 2 WASTE GAS SYSTEM	52	W
WWT-M-VLVC-52WK-01	ANNUAL CHECK VALVE PM	S	CWWT-C2680-33	GAS, DIGESTER CLUSTER CONTROL BUILDING 2 DIGESTER CLUSTER	52	W
WWT-M-VLVC-52WK-01	ANNUAL CHECK VALVE PM	S	SWWT-S0675	CONTROL BUILDING 1, SOUTH WASTE WATER TREATMENT	52	W
WWT-M-VLVC-52WK-01	ANNUAL CHECK VALVE PM	S	SWWT-S0685-33	GAS, DIGESTER CLUSTER CONTROL BUILDING 3	52	W
WWT-M-VLVC-52WK-01	ANNUAL CHECK VALVE PM	S	SWWT-S0708-33	GAS, GAS SPHERES	52	W
WWT-M-VLPR-52WK-01	ANNUAL PRESSURE RELIEF VALVE PM	S	CWWT-C1675	DIGESTER CLUSTER CONTROL BUILDING 1/PLANT 1, CENTRAL WASTE WATER TREATMENT	52	W
WWT-M-VLPR-52WK-01	ANNUAL PRESSURE RELIEF VALVE PM	S	CWWT-C1680	DIGESTER CLUSTER CONTROL BUILDING 2/PLANT 1, CENTRAL WASTE WATER TREATMENT	52	W
WWT-M-VLPR-52WK-01	ANNUAL PRESSURE RELIEF VALVE PM	S	CWWT-C2675	DIGESTER CLUSTER CONTROL BUILDING 1/PLANT 2, CENTRAL WASTE WATER TREATMENT	52	W
WWT-M-VLPR-52WK-01	ANNUAL PRESSURE RELIEF VALVE PM	S	CWWT-C2680	DIGESTER CLUSTER CONTROL BUILDING 2/PLANT 2, CENTRAL WASTE WATER TREATMENT	52	W
WWT-M-VLPR-52WK-01	ANNUAL PRESSURE RELIEF VALVE PM	S	CWWT-C2685	DIGESTER CLUSTER CONTROL BUILDING 3/PLANT 2, CENTRAL WASTE WATER TREATMENT	52	W



WWT-M-VLVPR-52WK-01	ANNUAL PRESSURE RELIEF VALVE PM	S	CWWT-C2690	DIGESTER CLUSTER CONTROL BUILDING 4/PLANT 2, CENTRAL WASTE WATER TREATMENT	52	W
WWT-M-VLVPR-52WK-01	ANNUAL PRESSURE RELIEF VALVE PM	S	SWWT-S0675	DIGESTER CLUSTER CONTROL BUILDING 1, SOUTH WASTE WATER TREATMENT	52	W
WWT-M-VLVPR-52WK-01	ANNUAL PRESSURE RELIEF VALVE PM	S	SWWT-S0680	DIGESTER CLUSTER CONTROL BUILDING 2, SOUTH WASTE WATER TREATMENT	52	W
WWT-M-VLVPR-52WK-01	ANNUAL PRESSURE RELIEF VALVE PM	S	SWWT-S0685	DIGESTER CLUSTER CONTROL BUILDING 3, SOUTH WASTE WATER TREATMENT	52	W
WWT-M-VLVPR-52WK-02	ANNUAL PRESSURE RELIEF VALVE CONTRACT CALIBRATION	S	SWWT-S0708	GAS SPHERES, SOUTH WASTE WATER TREATMENT	52	W
WWT-M-VLVSG-52WK-01	ANNUAL SLUICE GATE VALVE LUBRICATION PM	S	CWWT-C0856	EFFLUENT REUSE FILTRATION, CENTRAL WASTE WATER TREATMENT	52	W
WWT-M-VLVSG-52WK-01	ANNUAL SLUICE GATE VALVE LUBRICATION PM	S	CWWT-C1641	FINAL SETTLING TANK 1/PLANT 1, CENTRAL WASTE WATER TREATMENT	52	W
WWT-M-VLVSG-52WK-01	ANNUAL SLUICE GATE VALVE LUBRICATION PM	S	CWWT-C1642	FINAL SETTLING TANK 2/PLANT 1, CENTRAL WASTE WATER TREATMENT	52	W
WWT-M-VLVSG-52WK-01	ANNUAL SLUICE GATE VALVE LUBRICATION PM	S	CWWT-C1643	FINAL SETTLING TANK 3/PLANT 1, CENTRAL WASTE WATER TREATMENT	52	W
WWT-M-VLVSG-52WK-01	ANNUAL SLUICE GATE VALVE LUBRICATION PM	S	CWWT-C1644	FINAL SETTLING TANK 4/PLANT 1, CENTRAL WASTE WATER TREATMENT	52	W
WWT-M-VLVSG-52WK-01	ANNUAL SLUICE GATE VALVE LUBRICATION PM	S	CWWT-C1645	FINAL SETTLING TANK 5/PLANT 1, CENTRAL WASTE WATER TREATMENT	52	W
WWT-M-VLVSG-52WK-01	ANNUAL SLUICE GATE VALVE LUBRICATION PM	S	CWWT-C1646	FINAL SETTLING TANK 6/PLANT 1, CENTRAL WASTE WATER TREATMENT	52	W
WWT-M-VLVSG-52WK-01	ANNUAL SLUICE GATE VALVE LUBRICATION PM	S	CWWT-C2641	FINAL SETTLING TANK 1/PLANT 2, CENTRAL WASTE WATER TREATMENT	52	W
WWT-M-VLVSG-52WK-01	ANNUAL SLUICE GATE VALVE LUBRICATION PM	S	CWWT-C2642	FINAL SETTLING TANK 2/PLANT 2, CENTRAL WASTE WATER TREATMENT	52	W
WWT-M-VLVSG-52WK-01	ANNUAL SLUICE GATE VALVE LUBRICATION PM	S	CWWT-C2643	FINAL SETTLING TANK 3/PLANT 2, CENTRAL WASTE WATER TREATMENT	52	W
WWT-M-VLVSG-52WK-01	ANNUAL SLUICE GATE VALVE LUBRICATION PM	S	CWWT-C2644	FINAL SETTLING TANK 4/PLANT 2, CENTRAL WASTE WATER TREATMENT	52	W
WWT-M-VLVSG-52WK-01	ANNUAL SLUICE GATE VALVE LUBRICATION PM	S	CWWT-C2645	FINAL SETTLING TANK 5/PLANT 2, CENTRAL WASTE WATER TREATMENT	52	W

WWT-M-VLVSG-52WK-01	ANNUAL SLUICE GATE VALVE LUBRICATION PM	S	CWWT-C2646	FINAL SETTLING TANK 6/PLANT 2, CENTRAL WASTE WATER TREATMENT	52	W
WWT-M-VLVSG-52WK-01	ANNUAL SLUICE GATE VALVE LUBRICATION PM	S	CWWT-C2647	FINAL SETTLING TANK 7/PLANT 2, CENTRAL WASTE WATER TREATMENT	52	W
WWT-M-VLVSG-52WK-01	ANNUAL SLUICE GATE VALVE LUBRICATION PM	S	CWWT-C2648	FINAL SETTLING TANK 8/PLANT 2, CENTRAL WASTE WATER TREATMENT	52	W
WWT-M-VLVSG-52WK-01	ANNUAL SLUICE GATE VALVE LUBRICATION PM	S	CWWT-C2649	FINAL SETTLING TANK 9/PLANT 2, CENTRAL WASTE WATER TREATMENT	52	W
WWT-M-VLVSG-52WK-01	ANNUAL SLUICE GATE VALVE LUBRICATION PM	S	CWWT-C2650	FINAL SETTLING TANK 10/PLANT 2, CENTRAL WASTE WATER TREATMENT	52	W
WWT-M-VLVSG-52WK-01	ANNUAL SLUICE GATE VALVE LUBRICATION PM	S	NWWT-N0601	GRIT BUILDING 1, NORTH WASTE WATER TREATMENT	52	W
WWT-M-VLVSG-52WK-01	ANNUAL SLUICE GATE VALVE LUBRICATION PM	S	NWWT-N0604	PRE-TREATMENT & SLUDGE TRANSFER BUILDING, NORTH WASTE WATER TREATMENT	52	W
WWT-M-VLVSG-52WK-01	ANNUAL SLUICE GATE VALVE LUBRICATION PM	S	NWWT-N0620	OXYGENATION TRAIN INFLUENT CONTROL BLDG 1, NORTH WASTE WATER TREATMENT	52	W
WWT-M-VLVSG-52WK-01	ANNUAL SLUICE GATE VALVE LUBRICATION PM	S	NWWT-N0621	OXYGENATION TRAIN 3, NORTH WASTE WATER TREATMENT	52	W
WWT-M-VLVSG-52WK-01	ANNUAL SLUICE GATE VALVE LUBRICATION PM	S	NWWT-N0622	OXYGENATION TRAIN 4, NORTH WASTE WATER TREATMENT	52	W
WWT-M-VLVSG-52WK-01	ANNUAL SLUICE GATE VALVE LUBRICATION PM	S	NWWT-N0636	SECONDARY CLARIFIER DISTRIBUTION CHAMBER - MAIN, NORTH WASTE WATER TREATMENT	52	W
WWT-M-VLVSG-52WK-01	ANNUAL SLUICE GATE VALVE LUBRICATION PM	S	NWWT-N0651	RETURN SLUDGE STATION 1, NORTH WASTE WATER TREATMENT	52	W
WWT-M-VLVSG-52WK-01	ANNUAL SLUICE GATE VALVE LUBRICATION PM	S	NWWT-N0740	ON-SITE CHLORINE BUILDING, NORTH WASTE WATER TREATMENT	52	W
WWT-M-VLVSG-52WK-01	ANNUAL SLUICE GATE VALVE LUBRICATION PM	S	NWWT-N0755	SCREEN CHAMBER, NORTH WASTE WATER TREATMENT	52	W
WWT-M-VLVSG-52WK-01	ANNUAL SLUICE GATE VALVE LUBRICATION PM	S	NWWT-N0800	INJECTION WELL PUMP STATION, NORTH WASTE WATER TREATMENT	52	W
WWT-M-VLVSG-52WK-01	ANNUAL SLUICE GATE VALVE LUBRICATION PM	S	NWWT-N0856	EFFLUENT REUSE FILTRATION, NORTH WASTE WATER TREATMENT	52	W
WWT-M-VLVSG-52WK-01	ANNUAL SLUICE GATE VALVE LUBRICATION PM	S	NWWT-N1621	OXYGENATION TRAIN 1, NORTH WASTE WATER TREATMENT	52	W
WWT-M-VLVSG-52WK-01	ANNUAL SLUICE GATE VALVE LUBRICATION PM	S	NWWT-N1622	OXYGENATION TRAIN 2, NORTH WASTE WATER TREATMENT	52	W
WWT-M-VLVSG-52WK-01	ANNUAL SLUICE GATE VALVE LUBRICATION PM	S	NWWT-N1635	OXYGENATION TRAIN DISTRIBUTION CHAMBER NORTH, NORTH WASTE WATER TREATMENT	52	W

WWT-M-VLVSG-52WK-01	ANNUAL SLUICE GATE VALVE LUBRICATION PM	S	NWWT-N1636	SECONDARY CLARIFIER DISTRIBUTION CHAMBER - AUX 1, NORTH WASTE WATER TREATMENT	52	W
WWT-M-VLVSG-52WK-01	ANNUAL SLUICE GATE VALVE LUBRICATION PM	S	NWWT-N1651	RETURN SLUDGE STATION 3, NORTH WASTE WATER TREATMENT	52	W
WWT-M-VLVSG-52WK-01	ANNUAL SLUICE GATE VALVE LUBRICATION PM	S	NWWT-N2620	OXYGENATION TRAIN INFLUENT CONTROL BLDG 2, NORTH WASTE WATER TREATMENT	52	W
WWT-M-VLVSG-52WK-01	ANNUAL SLUICE GATE VALVE LUBRICATION PM	S	NWWT-N2621	OXYGENATION TRAIN 5, NORTH WASTE WATER TREATMENT	52	W
WWT-M-VLVSG-52WK-01	ANNUAL SLUICE GATE VALVE LUBRICATION PM	S	NWWT-N2636	SECONDARY CLARIFIER DISTRIBUTION CHAMBER - AUX 2, NORTH WASTE WATER TREATMENT	52	W
WWT-M-VLVSG-52WK-01	ANNUAL SLUICE GATE VALVE LUBRICATION PM	S	NWWT-N2651	RETURN SLUDGE STATION 2, NORTH WASTE WATER TREATMENT	52	W
WWT-M-VLVSG-52WK-01	ANNUAL SLUICE GATE VALVE LUBRICATION PM	S	PS0001-CP001	FOURTH STREET SEWER PUMP STATION 1	52	W
WWT-M-VLVSG-52WK-01	ANNUAL SLUICE GATE VALVE LUBRICATION PM	S	PS0002-CP002	NINTH STREET SEWER PUMP STATION 2	52	W
WWT-M-VLVSG-52WK-01	ANNUAL SLUICE GATE VALVE LUBRICATION PM	S	SWWT-S0601	GRIT BUILDING 1, SOUTH WASTE WATER TREATMENT	52	W
WWT-M-VLVSG-52WK-01	ANNUAL SLUICE GATE VALVE LUBRICATION PM	S	SWWT-S0602	GRIT BUILDING 2, SOUTH WASTE WATER TREATMENT	52	W
WWT-M-VLVSG-52WK-01	ANNUAL SLUICE GATE VALVE LUBRICATION PM	S	SWWT-S0621	OXYGENATION TRAINS 1, SOUTH WASTE WATER TREATMENT	52	W
WWT-M-VLVSG-52WK-01	ANNUAL SLUICE GATE VALVE LUBRICATION PM	S	SWWT-S0622	OXYGENATION TRAINS 2, SOUTH WASTE WATER TREATMENT	52	W
WWT-M-VLVSG-52WK-01	ANNUAL SLUICE GATE VALVE LUBRICATION PM	S	SWWT-S0623	OXYGENATION TRAINS 3, SOUTH WASTE WATER TREATMENT	52	W
WWT-M-VLVSG-52WK-01	ANNUAL SLUICE GATE VALVE LUBRICATION PM	S	SWWT-S0624	OXYGENATION TRAINS 4, SOUTH WASTE WATER TREATMENT	52	W
WWT-M-VLVSG-52WK-01	ANNUAL SLUICE GATE VALVE LUBRICATION PM	S	SWWT-S0625	OXYGENATION TRAINS 5, SOUTH WASTE WATER TREATMENT	52	W
WWT-M-VLVSG-52WK-01	ANNUAL SLUICE GATE VALVE LUBRICATION PM	S	SWWT-S0626	OXYGENATION TRAINS 6, SOUTH WASTE WATER TREATMENT	52	W
WWT-M-VLVSG-52WK-01	ANNUAL SLUICE GATE VALVE LUBRICATION PM	S	SWWT-S0627	OXYGENATION TRAINS 7, SOUTH WASTE WATER TREATMENT	52	W
WWT-M-VLVSG-52WK-01	ANNUAL SLUICE GATE VALVE LUBRICATION PM	S	SWWT-S0755	CHLORINE CONTACT CHAMBER 5, SOUTH WASTE WATER TREATMENT	52	W
WWT-M-VLVSG-52WK-01	ANNUAL SLUICE GATE VALVE LUBRICATION PM	S	SWWT-S0756	CHLORINE CONTACT CHAMBER 6, SOUTH WASTE WATER TREATMENT	52	W
WWT-M-VLVSG-52WK-01	ANNUAL SLUICE GATE VALVE LUBRICATION PM	S	SWWT-S0757	CHLORINE CONTACT CHAMBER 7, SOUTH WASTE WATER TREATMENT	52	W
WWT-M-VLVSG-52WK-01	ANNUAL SLUICE GATE VALVE LUBRICATION PM	S	SWWT-S0758	CHLORINE CONTACT CHAMBER 8, SOUTH WASTE WATER TREATMENT	52	W

WWT-M-VLVSG-52WK-01	ANNUAL SLUICE GATE VALVE LUBRICATION PM	S	SWWT-S0759	CHLORINE CONTACT CHAMBER 9, SOUTH WASTE WATER TREATMENT	52	W
WWT-M-VLVSG-52WK-01	ANNUAL SLUICE GATE VALVE LUBRICATION PM	S	SWWT-S0760	TRANSFER PUMP STATION, SOUTH WASTE WATER TREATMENT	52	W
WWT-M-VLVSG-52WK-01	ANNUAL SLUICE GATE VALVE LUBRICATION PM	S	SWWT-S0761	F.O.G. AND RESIDUALS MGMT BLDG, SOUTH WASTE WATER TREATMENT	52	W
WWT-M-VLVSG-52WK-01	ANNUAL SLUICE GATE VALVE LUBRICATION PM	S	SWWT-S0856	EFFLUENT REUSE FILTRATION, SOUTH WASTE WATER TREATMENT	52	W
WWT-M-COL-26WK-01	3 YR FLYGHT COLLECTOR PM	S	C164115FST1	FINAL SETTLING TNK 1- FINAL SETTLING TANK 1	156	W
WWT-M-COL-26WK-01	3 YR FLYGHT COLLECTOR PM	S	C164215FST2	FINAL SETTLING TNK 2- FINAL SETTLING TANK 2	156	W
WWT-M-COL-26WK-01	3 YR FLYGHT COLLECTOR PM	S	C164315FST3	FINAL SETTLING TNK 3- FINAL SETTLING TANK 3	156	W
WWT-M-COL-26WK-01	3 YR FLYGHT COLLECTOR PM	S	C164415FST4	FINAL SETTLING TNK 4- FINAL SETTLING TANK 4	156	W
WWT-M-COL-26WK-01	3 YR FLYGHT COLLECTOR PM	S	C164515FST5	FINAL SETTLING TNK 5- FINAL SETTLING TANK 5	156	W
WWT-M-COL-26WK-01	3 YR FLYGHT COLLECTOR PM	S	C164615FST6	FINAL SETTLING TNK 6- FINAL SETTLING TANK 6	156	W
WWT-M-COL-26WK-01	3 YR FLYGHT COLLECTOR PM	S	C264115FST1	FINAL SETTLING TNK 1- FINAL SETTLING TANK 1	156	W
WWT-M-COL-26WK-01	3 YR FLYGHT COLLECTOR PM	S	C264215FST2	FINAL SETTLING TNK 2- FINAL SETTLING TANK 2	156	W
WWT-M-COL-26WK-01	3 YR FLYGHT COLLECTOR PM	S	C264315FST3	FINAL SETTLING TNK 3- FINAL SETTLING TANK 3	156	W
WWT-M-COL-26WK-01	3 YR FLYGHT COLLECTOR PM	S	C264415FST4	FINAL SETTLING TNK 4- FINAL SETTLING TANK 4	156	W
WWT-M-COL-26WK-01	3 YR FLYGHT COLLECTOR PM	S	C264515FST5	FINAL SETTLING TNK 5- FINAL SETTLING TANK 5	156	W
WWT-M-COL-26WK-01	3 YR FLYGHT COLLECTOR PM	S	C264615FST6	FINAL SETTLING TNK 6- FINAL SETTLING TANK 6	156	W
WWT-M-COL-26WK-01	3 YR FLYGHT COLLECTOR PM	S	C264715FST7	FINAL SETTLING TNK 7- FINAL SETTLING TANK 7	156	W
WWT-M-COL-26WK-01	3 YR FLYGHT COLLECTOR PM	S	C264815FST8	FINAL SETTLING TNK 8- FINAL SETTLING TANK 8	156	W
WWT-M-COL-26WK-01	3 YR FLYGHT COLLECTOR PM	S	C264915FST9	FINAL SETTLING TNK 9- FINAL SETTLING TANK 9	156	W
WWT-M-COL-26WK-01	3 YR FLYGHT COLLECTOR PM	S	C265015FST10	FINAL SETTLING TNK 10- FINAL SETTLING TNK10	156	W
WWT-M-CLR-260WK-01	5 YR CLARIFIER OVERHAUL	S	C166122SCT1	SLUDGE CONC TANK 1- SLUDGE CONCENTRATION TANK 1	260	W

WWT-M-CLR-260WK-01	5 YR CLARIFIER OVERHAUL	S	C166222SCT2	SLUDGE CONC TANK 2- SLUDGE CONCENTRATION TANK 2	260	W
WWT-M-CLR-260WK-01	5 YR CLARIFIER OVERHAUL	S	C166322SCT3	SLUDGE CONC TANK 3- SLUDGE CONCENTRATION TANK 3	260	W
WWT-M-CLR-260WK-01	5 YR CLARIFIER OVERHAUL	S	C166422SCT4	SLUDGE CONC TANK 4- SLUDGE CONCENTRATION TANK 4	260	W
WWT-M-CLR-260WK-01	5 YR CLARIFIER OVERHAUL	S	C266122SCT1	SLDG CONC TNK 1-SLUDGE CONCENTRATION TANK 1	260	W
WWT-M-CLR-260WK-01	5 YR CLARIFIER OVERHAUL	S	C266222SCT2	SLDG CONC TNK 2-SLUDGE CONCENTRATION TANK 2	260	W
WWT-M-CLR-260WK-01	5 YR CLARIFIER OVERHAUL	S	C266322SCT3	SLDG CONC TNK 3-SLUDGE CONCENTRATION TANK 3	260	W
WWT-M-CLR-260WK-01	5 YR CLARIFIER OVERHAUL	S	C266422SCT4	SLDG CONC TNK 4-SLUDGE CONCENTRATION TANK 4	260	W

## Instrumentation PM Tasks and Frequency

PM	PM Description	Eq Type	Equipment	Equipment Description	Frequency	Period UOM
WWT-I-MNTPCL-4WK-01	MONTHLY MONITOR- PERSONAL CL2 (T82) PM	A	561715	Drager PAC 7000 Personal Chlorine Monitor SN# ARDN-3256	6	M
WWT-I-MNTPCL-4WK-01	MONTHLY MONITOR- PERSONAL CL2 (T82) PM	A	561716	Drager PAC 7000 Personal Chlorine Monitor SN# ARDN-3264	6	M
WWT-I-MNTPCL-4WK-01	MONTHLY MONITOR- PERSONAL CL2 (T82) PM	A	566050	Drager PAC 7000 Personal Chlorine Monitor SN# ARDH-2323	6	M
WWT-I-MNTPCL-4WK-01	MONTHLY MONITOR- PERSONAL CL2 (T82) PM	A	566051	Drager PAC 7000 Personal Chlorine Monitor SN# ARDE-3519	6	M
WWT-I-MNTPMG-4WK-01	MONTHLY / SEMI-ANNUAL PERSONAL MULTIGAS MONITOR PM	A	561703	Drager X-AM 2000 Personal Gas Monitor SN# EREA-001	6	M
WWT-I-MNTPMG-4WK-01	MONTHLY / SEMI-ANNUAL PERSONAL MULTIGAS MONITOR PM	A	561704	Drager X-AM 2000 Personal Gas Monitor SN# EREA-002	6	M
WWT-I-MNTPMG-4WK-01	MONTHLY / SEMI-ANNUAL PERSONAL MULTIGAS MONITOR PM	A	561705	Drager X-AM 2000 Personal Gas Monitor SN# EREA-003	6	M
WWT-I-MNTPMG-4WK-01	MONTHLY / SEMI-ANNUAL PERSONAL MULTIGAS MONITOR PM	A	561706	Drager X-AM 2000 Personal Gas Monitor SN# EREA-004	6	M
WWT-I-MNTPMG-4WK-01	MONTHLY / SEMI-ANNUAL PERSONAL MULTIGAS MONITOR PM	A	561707	Drager X-AM 2000 Personal Gas Monitor SN# EREA-005	6	M
WWT-I-MNTPMG-4WK-01	MONTHLY / SEMI-ANNUAL PERSONAL MULTIGAS MONITOR PM	A	561708	Drager X-AM 2000 Personal Gas Monitor SN# ERDJ-0102	6	M
WWT-I-MNTPMG-4WK-01	MONTHLY / SEMI-ANNUAL PERSONAL MULTIGAS MONITOR PM	A	561709	Drager X-AM 2000 Personal Gas Monitor SN# ERDH-0271	6	M
WWT-I-MNTPMG-4WK-01	MONTHLY / SEMI-ANNUAL PERSONAL MULTIGAS MONITOR PM	A	561710	Drager X-AM 2000 Personal Gas Monitor SN# ERDH-0276	6	M
WWT-I-MNTPMG-4WK-01	MONTHLY / SEMI-ANNUAL PERSONAL MULTIGAS MONITOR PM	A	561711	Drager X-AM 2000 Personal Gas Monitor SN# ERDK-0090	6	M
WWT-I-MNTPMG-4WK-01	MONTHLY / SEMI-ANNUAL PERSONAL MULTIGAS MONITOR PM	A	561712	Drager X-AM 2000 Personal Gas Monitor SN# ERDK-0096	6	M
WWT-I-MNTPMG-4WK-01	MONTHLY / SEMI-ANNUAL PERSONAL MULTIGAS MONITOR PM	A	561713	Drager X-AM 2000 Personal Gas Monitor SN# ERDK-0151	6	M
WWT-I-MNTPMG-4WK-01	MONTHLY / SEMI-ANNUAL PERSONAL MULTIGAS MONITOR PM	A	561714	Drager X-AM 2000 Personal Gas Monitor SN# ERDH-0285	6	M
WWT-I-MNTPMG-4WK-01	MONTHLY / SEMI-ANNUAL PERSONAL MULTIGAS MONITOR PM	A	561717	Drager X-AM 2000 Personal Gas Monitor SN# EREA-006	6	M
WWT-I-MNTPMG-4WK-01	MONTHLY / SEMI-ANNUAL PERSONAL MULTIGAS MONITOR PM	A	566562	Drager X-AM 2500 Personal Gas Monitor SN# ARFD-1401	6	M
WWT-I-MNTPMG-4WK-01	MONTHLY / SEMI-ANNUAL PERSONAL MULTIGAS MONITOR PM	A	566563	Drager X-AM 2500 Personal Gas Monitor SN# ARFD-1423	6	M
WWT-I-MNTPMG-4WK-01	MONTHLY / SEMI-ANNUAL PERSONAL MULTIGAS MONITOR PM	A	566565	Drager X-AM 2500 Personal Gas Monitor SN# ARFH-0898	6	M
WWT-I-MNTPMG-4WK-01	MONTHLY / SEMI-ANNUAL PERSONAL MULTIGAS MONITOR PM	A	566566	Drager X-AM 2500 Personal Gas Monitor SN# ARFH-0889	6	M

WWT-I-MNTPMG-4WK-01	MONTHLY / SEMI-ANNUAL PERSONAL MULTIGAS MONITOR PM	A	566567	Drager X-AM 2500 Personal Gas Monitor SN# ARFF- 1101	6	M
WWT-I-MNTPMG-4WK-01	MONTHLY / SEMI-ANNUAL PERSONAL MULTIGAS MONITOR PM	A	566568	Drager X-AM 2500 Personal Gas Monitor SN# ARFF- 1024	6	M
WWT-I-ANLCL-1WK-01	WEEKLY CHLORINE ANALYZER PM	P	C075042ANLC HLA	EFFLUENT CHLORINE ANALYZER A	1	W
WWT-I-ANLCL-1WK-01	WEEKLY CHLORINE ANALYZER PM	P	C075042ANLC HLA	EFFLUENT CHLORINE ANALYZER A	1	W
WWT-I-ANLCL-1WK-01	WEEKLY CHLORINE ANALYZER PM	P	C075042ANLC HLB	EFFLUENT CHLORINE ANALYZER B	1	W
WWT-I-ANLCL-1WK-01	WEEKLY CHLORINE ANALYZER PM	P	C075042ANLC HLB	EFFLUENT CHLORINE ANALYZER B	1	W
WWT-I-ANLCL-1WK-01	WEEKLY CHLORINE ANALYZER PM	P	C163676ANLC L2CA1	FINAL TANKS EFFLUENT CHANNEL CHLORINE ANALYZER 1(A)	1	W
WWT-I-ANLCL-1WK-01	WEEKLY CHLORINE ANALYZER PM	P	C163676ANLC L2CA1	FINAL TANKS EFFLUENT CHANNEL CHLORINE ANALYZER 1(A)	1	W
WWT-I-ANLCL-1WK-01	WEEKLY CHLORINE ANALYZER PM	P	C163676ANLC L2CA2	FINAL TANKS EFFLUENT CHANNEL CHLORINE ANALYZER 2(B)	1	W
WWT-I-ANLCL-1WK-01	WEEKLY CHLORINE ANALYZER PM	P	C163676ANLC L2CA2	FINAL TANKS EFFLUENT CHANNEL CHLORINE ANALYZER 2(B)	1	W
WWT-I-ANLCL-1WK-01	WEEKLY CHLORINE ANALYZER PM	P	C263676ANLC L2CA1	FINAL TANKS EFFLUENT CHANNEL CHLORINE ANALYZER 1(A)	1	W
WWT-I-ANLCL-1WK-01	WEEKLY CHLORINE ANALYZER PM	P	C263676ANLC L2CA1	FINAL TANKS EFFLUENT CHANNEL CHLORINE ANALYZER 1(A)	1	W
WWT-I-ANLCL-1WK-01	WEEKLY CHLORINE ANALYZER PM	P	C263676ANLC L2CA2	FINAL TANKS EFFLUENT CHANNEL CHLORINE ANALYZER 2(B)	1	W
WWT-I-ANLCL-1WK-01	WEEKLY CHLORINE ANALYZER PM	P	C263676ANLC L2CA2	FINAL TANKS EFFLUENT CHANNEL CHLORINE ANALYZER 2(B)	1	W
WWT-I-ANLDO-1WK-01	WEEKLY DISSOLVED OXYGEN ANALYZER PM	P	N000176ANLE DOA1	ADMIN BLDG FINAL EFFLUENT SAMPLE SYSTEM 1 DO SENSOR	1	W
WWT-I-ANLDO-1WK-01	WEEKLY DISSOLVED OXYGEN ANALYZER PM	P	N000176ANLE DOA2	ADMIN BLDG FINAL EFFLUENT SAMPLE SYSTEM 2 DO SENSOR	1	W
WWT-I-ANLDO-1WK-01	WEEKLY DISSOLVED OXYGEN ANALYZER PM	P	N075076ANLE DOA1	EFFLUENT DISSOLVED OXYGEN ANALYZER 1	1	W
WWT-I-ANLMF-1WK-02	WEEKLY MULTIFUNCTION ANALYZER PM (PH/CL2)	P	C260808ANLP T1RA	PACKED TOWER 1 CL2/PH RESIDUAL ANALYZER	1	W
WWT-I-ANLMF-1WK-02	WEEKLY MULTIFUNCTION ANALYZER PM (PH/CL2)	P	C260808ANLP T1RA	PACKED TOWER 1 CL2/PH RESIDUAL ANALYZER	1	W
WWT-I-ANLMF-1WK-02	WEEKLY MULTIFUNCTION ANALYZER PM (PH/CL2)	P	C260808ANLP T1RA	PACKED TOWER 1 CL2/PH RESIDUAL ANALYZER	1	W
WWT-I-ANLMF-1WK-02	WEEKLY MULTIFUNCTION ANALYZER PM (PH/CL2)	P	C260808ANLP T2RA	PACKED TOWER 2 CL2/PH RESIDUAL ANALYZER	1	W
WWT-I-ANLMF-1WK-02	WEEKLY MULTIFUNCTION ANALYZER PM (PH/CL2)	P	C260808ANLP T2RA	PACKED TOWER 2 CL2/PH RESIDUAL ANALYZER	1	W

WWT-I-ANLMF-1WK-02	WEEKLY MULTIFUNCTION ANALYZER PM (PH/CL2)	P	C260808ANLP T2RA	PACKED TOWER 2 CL2/PH RESIDUAL ANALYZER	1	W
WWT-I-ANLMF-1WK-02	WEEKLY MULTIFUNCTION ANALYZER PM (PH/CL2)	P	C260808ANLP T3RA	PACKED TOWER 3 CL2/PH RESIDUAL ANALYZER	1	W
WWT-I-ANLMF-1WK-02	WEEKLY MULTIFUNCTION ANALYZER PM (PH/CL2)	P	C260808ANLP T3RA	PACKED TOWER 3 CL2/PH RESIDUAL ANALYZER	1	W
WWT-I-ANLMF-1WK-02	WEEKLY MULTIFUNCTION ANALYZER PM (PH/CL2)	P	C260808ANLP T3RA	PACKED TOWER 3 CL2/PH RESIDUAL ANALYZER	1	W
WWT-I-ANLMF-1WK-03	WEEKLY MULTIFUNCTION ANALYZER PM (TURBIDITY / DISSOLVED OXYGEN)	P	C075042ANLD OTB	EFFLUENT DISSOLVED OXYGEN AND TURBIDITY MULTIFUNCTION ANALYZER	1	W
WWT-I-ANLMF-1WK-04	WEEKLY MULTIFUNCTION ANALYZER PM (PH-A / PH-B)	P	C075042ANLP HAB	EFFLUENT PH A AND B MULTIFUNCTION ANALYZER	1	W
WWT-I-ANLORP-4WK-01	MONTHLY OXIDATION POTENTIAL REDUCTION ANALYZER PM	P	CP00108ANLO RP01	4TH ST AIR SCRUBBER OXIDATION POTENTIAL REDUCTION ANALYZER	1	M
WWT-I-ANLORP-4WK-01	MONTHLY OXIDATION POTENTIAL REDUCTION ANALYZER PM	P	CP00208ANLO RP01	9TH ST AIR SCRUBBER OXIDATION POTENTIAL REDUCTION ANALYZER	1	M
WWT-I-ANLPH-1WK-01	WEEKLY / QUARTERLY PH ANALYZER PM	P	C174037ANLP H01	PLANT 1 CHLORINE BLDG FLUSHING WATER PH ANALYZER	1	W
WWT-I-ANLPH-1WK-01	WEEKLY / QUARTERLY PH ANALYZER PM	P	C274037ANLP H01	PLANT 2 CHLORINE BLDG FLUSHING WATER PH ANALYZER	1	W
WWT-I-METTBY-1WK-01	WEEKLY TURBIDITY METER PM	P	N074076METT B1	TURBIDITY METER 1	1	W
WWT-I-METTBY-1WK-01	WEEKLY TURBIDITY METER PM	P	N074076METT B2	TURBIDITY METER 2	1	W
WWT-I-MNTCG-1WK-01	WEEKLY CHLORINE GAS MONITOR PM	P	C274076MNTC GMCR	CL2 BLDG 2 CL2 CENTER WALL COLUMN ROOM CL2 GAS MNT	1	W
WWT-I-MNTCG-1WK-01	WEEKLY CHLORINE GAS MONITOR PM	P	C274076MNTC GMST	CL2 BLDG 2 CYLINDER STORAGE CL2 GAS MNTR (MIDDLE)	1	W
WWT-I-MNTCG-1WK-01	WEEKLY CHLORINE GAS MONITOR PM	P	C274076MNTC GSTE	CL2 BLDG 2 CYLINDER STORAGE CL2 GAS MNTR (EAST)	1	W
WWT-I-MNTCG-4WK-01	MONTHLY CHLORINE GAS MONITOR PM	P	C174076MNTC GMCR	CL2 BLDG 1 CL2 EVAPORATOR ROOM CL2 GAS MNT (INSIDE-NORTH)	4	W
WWT-I-MNTCG-4WK-01	MONTHLY CHLORINE GAS MONITOR PM	P	C174076MNTC GMCS	CL2 BLDG 1 CYLINDER STORAGE AREA GAS MNT (MIDDLE)	4	W
WWT-I-MNTCG-4WK-01	MONTHLY CHLORINE GAS MONITOR PM	P	C174076MNTC GMN	CL2 BLDG 1 CYLINDER STORAGE AREA GAS MNT (NORTH)	4	W
WWT-I-MNTCG-4WK-01	MONTHLY CHLORINE GAS MONITOR PM	P	C174076MNTC GMS	CL2 BLDG 1 CYLINDER STORAGE AREA GAS MNT (SOUTH)	4	W
WWT-I-MNTCG-4WK-01	MONTHLY CHLORINE GAS MONITOR PM	P	C274076MNTC GMCR	CL2 BLDG 2 CL2 CENTER WALL COLUMN ROOM CL2 GAS MNT	4	W
WWT-I-MNTCG-4WK-01	MONTHLY CHLORINE GAS MONITOR PM	P	C274076MNTC GMST	CL2 BLDG 2 CYLINDER STORAGE CL2 GAS MNTR (MIDDLE)	4	W
WWT-I-MNTCG-4WK-01	MONTHLY CHLORINE GAS MONITOR PM	P	C274076MNTC GMSTW	CL2 BLDG 2 CYLINDER STORAGE CL2 GAS MNTR (WEST)	4	W



WWT-I-MNTCG-4WK-01	MONTHLY CHLORINE GAS MONITOR PM	P	C274076MNTC GSTE	CL2 BLDG 2 CYLINDER STORAGE CL2 GAS MNTR (EAST)	4	W
WWT-I-MET-12WK-01	QUARTERLY / SEMI-ANNUAL METER- FLOW VENTURI OR MAG FLOW PM	P	S071443METF	FILTRATE FLOW METER	6	M
WWT-I-MET-12WK-01	QUARTERLY / SEMI-ANNUAL METER- FLOW VENTURI OR MAG FLOW PM	P	S074037METF	CHLORINE BLDG FLUSHING WATER STRAINER FLOW METER	6	M
WWT-I-MET-12WK-01	QUARTERLY / SEMI-ANNUAL METER- FLOW VENTURI OR MAG FLOW PM	P	S085641METF	EFF REUSE IRRIGATION FLOW METER	6	M
WWT-I-MET-12WK-02	QUARTERLY METER- INSERTION FLOW PM	P	S075242METIF	EFFLUENT BUILDING 2-72" INSERTION FLOW METER (EAST)	6	M
WWT-I-MET-12WK-02	QUARTERLY METER- INSERTION FLOW PM	P	S075242METIF W	EFFLUENT BUILDING 2-72" INSERTION FLOW METER (WEST)	6	M
WWT-I-MET-12WK-02	QUARTERLY METER- INSERTION FLOW PM	P	S075540METIF N	CL2 CONTACT CHMB 5-120" INSERTION FLOW METER (NORTH)	6	M
WWT-I-MET-12WK-02	QUARTERLY METER- INSERTION FLOW PM	P	S075540METIF NE	CL2 CONTACT CHMB 5-96" INSERTION FLOW METER (NORTHEAST)	6	M
WWT-I-ACTE-12WK-01	QUARTERLY ELECTRIC ACTUATOR PM	P	C173533ACTD GS	DIG GAS SUPPLY CATASTROPHIC VLV OPER SOLENOID COIL	12	W
WWT-I-ACTE-12WK-01	QUARTERLY ELECTRIC ACTUATOR PM	P	N060402ACTN S	NORTH/SOUTH EQUALIZATION SLUICE GATE ACTUATOR	12	W
WWT-I-ACTE-12WK-01	QUARTERLY ELECTRIC ACTUATOR PM	P	N060402ACTS G1	RAW WASTE INFLUENT SLUICE GATE 1 ACUTATOR	12	W
WWT-I-ACTE-12WK-01	QUARTERLY ELECTRIC ACTUATOR PM	P	N060402ACTS G2	RAW WASTE INFLUENT SLUICE GATE 2 ACUTATOR	12	W
WWT-I-ACTE-12WK-01	QUARTERLY ELECTRIC ACTUATOR PM	P	N060402ACTS G3	RAW WASTE INFLUENT SLUICE GATE 3 ACUTATOR	12	W
WWT-I-ACTE-12WK-01	QUARTERLY ELECTRIC ACTUATOR PM	P	N060405ACT1	PLANT SANITARY WASTE PUMP 1 MAGNADRIVE ACUATOR	12	W
WWT-I-ACTE-12WK-01	QUARTERLY ELECTRIC ACTUATOR PM	P	N060405ACT2	PLANT SANITARY WASTE PUMP 2 MAGNADRIVE ACTUATOR	12	W
WWT-I-ACTE-12WK-01	QUARTERLY ELECTRIC ACTUATOR PM	P	N060427ACTP C1	PRIMARY CLARIFIER 1 INFLUENT VALVE ACTUATOR	12	W
WWT-I-ACTE-12WK-01	QUARTERLY ELECTRIC ACTUATOR PM	P	N060427ACTP C2	PRIMARY CLARIFIER 2 INFLUENT VALVE ACTUATOR	12	W
WWT-I-ACTE-12WK-01	QUARTERLY ELECTRIC ACTUATOR PM	P	N060427ACTP C3	PRIMARY CLARIFIER 3 INFLUENT VALVE ACTUATOR	12	W
WWT-I-ACTE-12WK-01	QUARTERLY ELECTRIC ACTUATOR PM	P	N060427ACTP C4	PRIMARY CLARIFIER 4 INFLUENT VALVE ACTUATOR	12	W
WWT-I-ACTE-12WK-01	QUARTERLY ELECTRIC ACTUATOR PM	P	N163627ACT0 A	SEC CLAR 10 INFLUENT CONTROL VALVE A ACTUATOR	12	W
WWT-I-ACTE-12WK-01	QUARTERLY ELECTRIC ACTUATOR PM	P	N163627ACT1 1C	SEC CLAR 11 INFLUENT CONTROL VALVE C ACTUATOR	12	W
WWT-I-ACTE-12WK-01	QUARTERLY ELECTRIC ACTUATOR PM	P	N163627ACT1 2C	SEC CLAR 12 INFLUENT CONTROL VALVE C ACTUATOR	12	W

WWT-I-ACTE-12WK-01	QUARTERLY ELECTRIC ACTUATOR PM	P	N163627ACT1 A	SEC CLAR 11 INFLUENT CONTROL VALVE A ACTUATOR	12	W
WWT-I-ACTE-12WK-01	QUARTERLY ELECTRIC ACTUATOR PM	P	N163627ACT2 A	SEC CLAR 12 INFLUENT CONTROL VALVE A ACTUATOR	12	W
WWT-I-ACTE-12WK-01	QUARTERLY ELECTRIC ACTUATOR PM	P	N163627ACT9 A	SEC CLAR 09 INFLUENT CONTROL VALVE A ACTUATOR	12	W
WWT-I-ACTE-12WK-01	QUARTERLY ELECTRIC ACTUATOR PM	P	S073533ACTS0 38	DIGESTER GAS SUPPLY CATASTROPHIC VALVE ACTUATOR	12	W
WWT-I-ACTE-12WK-01	QUARTERLY ELECTRIC ACTUATOR PM	P	S073533ACTS0 40	DIGESTER GAS RETURN CATASTROPHIC VALVE ACTUATOR	12	W
WWT-I-ACTE-12WK-01	QUARTERLY ELECTRIC ACTUATOR PM	P	S076564ACTA 1GA	GEN 2 GOVERNOR ACTUATOR	12	W
WWT-I-ACTE-12WK-01	QUARTERLY ELECTRIC ACTUATOR PM	P	S076564ACTB 1GA	GEN 1 GOVERNOR ACTUATOR	12	W
WWT-I-ACTE-12WK-01	QUARTERLY ELECTRIC ACTUATOR PM	P	S076564ACTB 2GA	GEN 3 GOVERNOR ACTUATOR	12	W
WWT-I-ACTE-12WK-01	QUARTERLY ELECTRIC ACTUATOR PM	P	S076564ACTB 3GA	GEN 4 GOVERNOR ACTUATOR	12	W
WWT-I-ACTE-12WK-01	QUARTERLY ELECTRIC ACTUATOR PM	P	S076564ACTB 4GA	GEN 5 GOVERNOR ACTUATOR	12	W
WWT-I-ACTPD-12WK-01	QUARTERLY PNEUMATIC DIAPHRAGM ACTUATOR PM	P	C173533ACT1 A	GAS COMPRESSOR 1 CONTROL VALVE ACTUATOR	12	W
WWT-I-ACTPD-12WK-01	QUARTERLY PNEUMATIC DIAPHRAGM ACTUATOR PM	P	C173533ACT2 A	GAS COMPRESSOR 2 CONTROL VALVE ACTUATOR	12	W
WWT-I-ACTPD-12WK-01	QUARTERLY PNEUMATIC DIAPHRAGM ACTUATOR PM	P	C173533ACT3 A	GAS COMPRESSOR 3 CONTROL VALVE ACTUATOR	12	W
WWT-I-ACTPD-12WK-01	QUARTERLY PNEUMATIC DIAPHRAGM ACTUATOR PM	P	C173533ACT4 A	GAS COMPRESSOR 4 CONTROL VALVE ACTUATOR	12	W
WWT-I-CDR-12WK-01	QUARTERLY DRIVER/CONVERTER PM	P	CP00162CDR1	FLOW METER 1 CONVERTER/DRIVER	12	W
WWT-I-CDR-12WK-01	QUARTERLY DRIVER/CONVERTER PM	P	CP00162CDR2	FLOW METER 2 CONVERTER/DRIVER	12	W
WWT-I-CDR-12WK-01	QUARTERLY DRIVER/CONVERTER PM	P	CP00162CDR3	FLOW METER 3 CONVERTER/DRIVER	12	W
WWT-I-CDR-12WK-01	QUARTERLY DRIVER/CONVERTER PM	P	CP00162CDR4	FLOW METER 4 CONVERTER/DRIVER	12	W
WWT-I-CDR-12WK-01	QUARTERLY DRIVER/CONVERTER PM	P	N060183CDRIF 1	INFLUENT FLOW METER 1 SIGNAL CONVERTER (NORTH)	12	W
WWT-I-CDR-12WK-01	QUARTERLY DRIVER/CONVERTER PM	P	N060183CDRIF 2	INFLUENT FLOW METER 2 SIGNAL CONVERTER (CENTER)	12	W
WWT-I-CDR-12WK-01	QUARTERLY DRIVER/CONVERTER PM	P	N060183CDRIF 3	INFLUENT FLOW METER 3 SIGNAL CONVERTER (SOUTH)	12	W
WWT-I-CDR-12WK-01	QUARTERLY DRIVER/CONVERTER PM	P	N060412CDRF T129	PSTMIX SLUDGE FLOW METER FT-129 SIGNAL CONVERTER	12	W

WWT-I-CDR-12WK-01	QUARTERLY DRIVER/CONVERTER PM	P	N060412CDRF T130	PSTMIX SLUDGE FLOW METER FT-130 SIGNAL CONVERTER	12	W
WWT-I-CDR-12WK-01	QUARTERLY DRIVER/CONVERTER PM	P	N060483CDRF T102	PRI CLAR 1 FLOW METER FT-102 SIGNAL CONVERTER	12	W
WWT-I-CDR-12WK-01	QUARTERLY DRIVER/CONVERTER PM	P	N060483CDRF T103	PRI CLAR 2 FLOW METER FT-103 SIGNAL CONVERTER	12	W
WWT-I-CDR-12WK-01	QUARTERLY DRIVER/CONVERTER PM	P	N060483CDRF T104	PRI CLAR 3 FLOW METER FT-104 SIGNAL CONVERTER	12	W
WWT-I-CDR-12WK-01	QUARTERLY DRIVER/CONVERTER PM	P	N060483CDRF T105	PRI CLAR 4 FLOW METER FT-105 SIGNAL CONVERTER	12	W
WWT-I-CDR-12WK-01	QUARTERLY DRIVER/CONVERTER PM	P	N063016CDRP C3F	PRI CLARIFIER 3 SLUDGE FLOW METER FT-111 CONVERTER	12	W
WWT-I-CDR-12WK-01	QUARTERLY DRIVER/CONVERTER PM	P	N063016CDRP C4F	PRI CLARIFIER 4 SLUDGE FLOW METER FT-110 CONVERTER	12	W
WWT-I-CDR-12WK-01	QUARTERLY DRIVER/CONVERTER PM	P	N065118CDRF T116	RETURN SLUDGE FLOW METER FT-116 SIGNAL CONVERTER	12	W
WWT-I-CDR-12WK-01	QUARTERLY DRIVER/CONVERTER PM	P	N065118CDRF T117	RETURN SLUDGE FLOW METER FT-117 SIGNAL CONVERTER	12	W
WWT-I-CDR-12WK-01	QUARTERLY DRIVER/CONVERTER PM	P	N065120CDRF T112	WASTE SLUDGE FLOW METER FT-112 SIGNAL CONVERTER	12	W
WWT-I-CDR-12WK-01	QUARTERLY DRIVER/CONVERTER PM	P	N074037CDRF T128	FLUSHING WATER FLOW METER SIGNAL CONVERTER FT-128	12	W
WWT-I-CDR-12WK-01	QUARTERLY DRIVER/CONVERTER PM	P	N074040CDRF T127	CHLORINE INJECT FLOW METER SIGNAL CONVERTER FT-127	12	W
WWT-I-CDR-12WK-01	QUARTERLY DRIVER/CONVERTER PM	P	N074041CDRF T126	INTERAMA EFF REUSE FLOW METER FT-126 SIGNAL CONV	12	W
WWT-I-CDR-12WK-01	QUARTERLY DRIVER/CONVERTER PM	P	N080142CDRI W1	INJECTION WELL 1 FLOW METER SIGNAL CONVERTER	12	W
WWT-I-CDR-12WK-01	QUARTERLY DRIVER/CONVERTER PM	P	N080242CDRI W2	INJECTION WELL 2 FLOW METER SIGNAL CONVERTER	12	W
WWT-I-CDR-12WK-01	QUARTERLY DRIVER/CONVERTER PM	P	N080342CDRI W3	INJECTION WELL 3 FLOW METER SIGNAL CONVERTER	12	W
WWT-I-CDR-12WK-01	QUARTERLY DRIVER/CONVERTER PM	P	N080442CDRI W4	INJECTION WELL 4 FLOW METER SIGNAL CONVERTER	12	W
WWT-I-CDR-12WK-01	QUARTERLY DRIVER/CONVERTER PM	P	N087041CDRF U	FIU EFF REUSE FLOW METER FIT96007 SIGNAL CONVERTER	12	W
WWT-I-CDR-12WK-01	QUARTERLY DRIVER/CONVERTER PM	P	N162120CDR WFM	O2 TRAINS 1 & 2 WASTE FLOW METER SIGNAL CONVERTER	12	W
WWT-I-CDR-12WK-01	QUARTERLY DRIVER/CONVERTER PM	P	N165218CDRR SFM	CLAR 11 RETURN SLUDGE FLOW METER SIG CONV FT- 318	12	W
WWT-I-CDR-12WK-01	QUARTERLY DRIVER/CONVERTER PM	P	N165318CDRR SFM	CLAR 12 RETURN SLUDGE FLOW METER SIG CONV FT- 328	12	W
WWT-I-CDR-12WK-01	QUARTERLY DRIVER/CONVERTER PM	P	N263016CDRP C5F	PRI CLAR 5 SLUDGE FLOW METER CONVERTER	12	W

WWT-I-CDR-12WK-01	QUARTERLY DRIVER/CONVERTER PM	P	N263016CDRP C6F	PRI CLAR 6 SLUDGE FLOW METER CONVERTER	12	W
WWT-I-CDR-12WK-01	QUARTERLY DRIVER/CONVERTER PM	P	N263083CDRP C5	PRI CLAR 5 INFLUENT FLOW METER SIGNAL CONVERTER	12	W
WWT-I-CDR-12WK-01	QUARTERLY DRIVER/CONVERTER PM	P	N265118CDRF T118	RETURN SLUDGE FLOW METER FT-118 SIGNAL CONVERTER	12	W
WWT-I-CDR-12WK-01	QUARTERLY DRIVER/CONVERTER PM	P	N265118CDRF T119	RETURN SLUDGE FLOW METER FT-119 SIGNAL CONVERTER	12	W
WWT-I-CDR-12WK-01	QUARTERLY DRIVER/CONVERTER PM	P	N265120CDRF T113	WASTE SLUDGE FLOW METER FT-113 SIGNAL CONVERTER	12	W
WWT-I-CNTED-12WK-01	QUARTERLY ELECTRONIC DIGITAL CONTROLLER PM	P	N0616XJCNTII C501	O2 COMP 3 CURRENT INDICATING CONTROLLER (IIC501)	12	W
WWT-I-CNTED-12WK-01	QUARTERLY ELECTRONIC DIGITAL CONTROLLER PM	P	N0618XLCNTPI C626	O2 FAC 1 LIQ OXY STOR SPHR PRES IND CTRLR (PIC626)	12	W
WWT-I-CNTED-12WK-01	QUARTERLY ELECTRONIC DIGITAL CONTROLLER PM	P	S3617XHCNTLI C330	O2 PLT 3 KETTLE LIQUID LEVEL IND CTRLR (LIC330)	12	W
WWT-I-MET-12WK-01	QUARTERLY / SEMI-ANNUAL METER- FLOW VENTURI OR MAG FLOW PM	P	CP00162MET1	FLOW METER 1	12	W
WWT-I-MET-12WK-01	QUARTERLY / SEMI-ANNUAL METER- FLOW VENTURI OR MAG FLOW PM	P	CP00162MET2	FLOW METER 2	12	W
WWT-I-MET-12WK-01	QUARTERLY / SEMI-ANNUAL METER- FLOW VENTURI OR MAG FLOW PM	P	CP00162MET3	FLOW METER 3	12	W
WWT-I-MET-12WK-01	QUARTERLY / SEMI-ANNUAL METER- FLOW VENTURI OR MAG FLOW PM	P	CP00162MET4	FLOW METER 4	12	W
WWT-I-MET-12WK-01	QUARTERLY / SEMI-ANNUAL METER- FLOW VENTURI OR MAG FLOW PM	P	CP00262MET	STATION FLOW METER VENTURI	12	W
WWT-I-MET-12WK-01	QUARTERLY / SEMI-ANNUAL METER- FLOW VENTURI OR MAG FLOW PM	P	S060183METI	MAIN INFLUENT MAG FLOW METER	12	W
WWT-I-MET-12WK-01	QUARTERLY / SEMI-ANNUAL METER- FLOW VENTURI OR MAG FLOW PM	P	S060183METI V	MAIN INFLUENT VENTURI FLOW METER 1	12	W
WWT-I-MET-12WK-01	QUARTERLY / SEMI-ANNUAL METER- FLOW VENTURI OR MAG FLOW PM	P	S060283METI	MAIN INFLUENT MAG FLOW METER	12	W
WWT-I-MET-12WK-01	QUARTERLY / SEMI-ANNUAL METER- FLOW VENTURI OR MAG FLOW PM	P	S060283METI V	MAIN INFLUENT VENTURI FLOW METER	12	W
WWT-I-METLU-12WK-01	INST-QUARTERLY METER, ULTRASONIC LEVEL PM	P	C160102METL UFITN	GRIT BLDG 1 GRIT CHAMBER FLUME ULTRASONIC LEVEL METER NORTH	12	W
WWT-I-METLU-12WK-01	INST-QUARTERLY METER, ULTRASONIC LEVEL PM	P	C160102METL UFITS	GRIT BLDG 1 GRIT CHAMBER FLUME ULTRASONIC LEVEL METER SOUTH	12	W
WWT-I-METLU-12WK-01	INST-QUARTERLY METER, ULTRASONIC LEVEL PM	P	C167625LVLM TR	DIGESTER TANK 2 ULTRASONIC LEVEL METER	12	W
WWT-I-METLU-12WK-01	INST-QUARTERLY METER, ULTRASONIC LEVEL PM	P	C167725LVLM TR	DIGESTER TANK 1 ULTRASONIC LEVEL METER	12	W
WWT-I-METLU-12WK-01	INST-QUARTERLY METER, ULTRASONIC LEVEL PM	P	C167825LVLM TR	DIGESTER TANK 4 ULTRASONIC LEVEL METER	12	W

WWT-I-METLU-12WK-01	INST-QUARTERLY METER, ULTRASONIC LEVEL PM	P	C167925LVLM TR	DIGESTER TANK 3 ULTRASONIC LEVEL METER	12	W
WWT-I-METLU-12WK-01	INST-QUARTERLY METER, ULTRASONIC LEVEL PM	P	C168125LVLM TR	DIGESTER TANK 5 ULTRASONIC LEVEL METER	12	W
WWT-I-METLU-12WK-01	INST-QUARTERLY METER, ULTRASONIC LEVEL PM	P	C168225LVLM TR	DIGESTER TANK 6 ULTRASONIC LEVEL METER	12	W
WWT-I-METLU-12WK-01	INST-QUARTERLY METER, ULTRASONIC LEVEL PM	P	C168325LVLM TR	DIGESTER TANK 7 ULTRASONIC LEVEL METER	12	W
WWT-I-METLU-12WK-01	INST-QUARTERLY METER, ULTRASONIC LEVEL PM	P	C168425LVLM TR	DIGESTER TANK 8 ULTRASONIC LEVEL METER	12	W
WWT-I-METLU-12WK-01	INST-QUARTERLY METER, ULTRASONIC LEVEL PM	P	C260102METL UFITN	GRIT BLDG 2 GRIT CHAMBER FLUME ULTRASONIC LEVEL METER NORTH	12	W
WWT-I-METLU-12WK-01	INST-QUARTERLY METER, ULTRASONIC LEVEL PM	P	C260102METL UFITS	GRIT BLDG 2 GRIT CHAMBER FLUME ULTRASONIC LEVEL METER SOUTH	12	W
WWT-I-METLU-12WK-01	INST-QUARTERLY METER, ULTRASONIC LEVEL PM	P	C267925LVLM TR	DIGESTER TANK 3 ULTRASONIC LEVEL METER	12	W
WWT-I-METLU-12WK-01	INST-QUARTERLY METER, ULTRASONIC LEVEL PM	P	C268725LVLM TR	DIGESTER TANK 9 ULTRASONIC LEVEL METER	12	W
WWT-I-METLU-12WK-01	INST-QUARTERLY METER, ULTRASONIC LEVEL PM	P	C268825LVLM TR	DIGESTER TANK 12 ULTRASONIC LEVEL METER	12	W
WWT-I-METLU-12WK-01	INST-QUARTERLY METER, ULTRASONIC LEVEL PM	P	C269125LVLM TR	DIGESTER TANK 13 ULTRASONIC LEVEL METER	12	W
WWT-I-METLU-12WK-01	INST-QUARTERLY METER, ULTRASONIC LEVEL PM	P	C269225LVLM TR	DIGESTER TANK 14 ULTRASONIC LEVEL METER	12	W
WWT-I-METLU-12WK-01	INST-QUARTERLY METER, ULTRASONIC LEVEL PM	P	C269325LVLM TR	DIGESTER TANK 15 ULTRASONIC LEVEL METER	12	W
WWT-I-METLU-12WK-01	INST-QUARTERLY METER, ULTRASONIC LEVEL PM	P	C269425LVLM TR	DIGESTER TANK 16 ULTRASONIC LEVEL METER	12	W
WWT-I-METLU-12WK-01	INST-QUARTERLY METER, ULTRASONIC LEVEL PM	P	N080009METP SC	INJ WELL PUMP STA JUNCTION CHAMBER LEVEL METER	12	W
WWT-I-METLU-12WK-01	INST-QUARTERLY METER, ULTRASONIC LEVEL PM	P	S064115MET	SECONDARY CLAR 1 BLANKET ULTRASONIC LEVEL DETECTOR	12	W
WWT-I-METLU-12WK-01	INST-QUARTERLY METER, ULTRASONIC LEVEL PM	P	S064215MET	SECONDARY CLAR 2 BLANKET ULTRASONIC LEVEL DETECTOR	12	W
WWT-I-METLU-12WK-01	INST-QUARTERLY METER, ULTRASONIC LEVEL PM	P	S064315MET	SECONDARY CLAR 3 BLANKET ULTRASONIC LEVEL DETECTOR	12	W
WWT-I-METLU-12WK-01	INST-QUARTERLY METER, ULTRASONIC LEVEL PM	P	S064415MET	SECONDARY CLAR 4 BLANKET ULTRASONIC LEVEL DETECTOR	12	W
WWT-I-METLU-12WK-01	INST-QUARTERLY METER, ULTRASONIC LEVEL PM	P	S064515MET	SECONDARY CLAR 5 BLANKET ULTRASONIC LEVEL DETECTOR	12	W
WWT-I-METLU-12WK-01	INST-QUARTERLY METER, ULTRASONIC LEVEL PM	P	S064615MET	SECONDARY CLAR 6 BLANKET ULTRASONIC LEVEL DETECTOR	12	W
WWT-I-METLU-12WK-01	INST-QUARTERLY METER, ULTRASONIC LEVEL PM	P	S064715MET	SECONDARY CLAR 7 BLANKET ULTRASONIC LEVEL DETECTOR	12	W

WWT-I-METLU-12WK-01	INST-QUARTERLY METER, ULTRASONIC LEVEL PM	P	S064815MET	SECONDARY CLAR 8 BLANKET ULTRASONIC LEVEL DETECTOR	12	W
WWT-I-METLU-12WK-01	INST-QUARTERLY METER, ULTRASONIC LEVEL PM	P	S065415MET	SECONDARY CLAR 9 BLANKET ULTRASONIC LEVEL DETECTOR	12	W
WWT-I-METLU-12WK-01	INST-QUARTERLY METER, ULTRASONIC LEVEL PM	P	S065515MET	SECONDARY CLAR 10 BLANKET ULTRASONIC LVL DETECTOR	12	W
WWT-I-RCR-12WK-01	QUARTERLY / 6 MONTH CHART RECORDER PM	P	C274076RCRFI TGBP1N	PLANT 2 CL2 BLDG OPER RM RECORDER-FIT GRIT BLDG PLANT 1 NORTH FLUME	12	W
WWT-I-RCR-12WK-01	QUARTERLY / 6 MONTH CHART RECORDER PM	P	C274076RCRFI TGBP1S	PLANT 2 CL2 BLDG OPER RM RECORDER-FIT GRIT BLDG PLANT 1 SOUTH FLUME	12	W
WWT-I-RCR-12WK-01	QUARTERLY / 6 MONTH CHART RECORDER PM	P	C274076RCRFI TGBP2N	PLANT 2 CL2 BLDG OPER RM RECORDER-FIT GRIT BLDG PLANT 2 NORTH FLUME	12	W
WWT-I-RCR-12WK-01	QUARTERLY / 6 MONTH CHART RECORDER PM	P	C274076RCRFI TGBP2S	PLANT 2 CL2 BLDG OPER RM RECORDER-FIT GRIT BLDG PLANT 2 SOUTH FLUME	12	W
WWT-I-RCR-12WK-01	QUARTERLY / 6 MONTH CHART RECORDER PM	P	C274076RCRFI TP1CFW	PLANT 2 CL2 BLDG OPER RM RECORDER-FIT CL2 BLDG PLANT 1 FLUSHING WATER	12	W
WWT-I-RCR-12WK-01	QUARTERLY / 6 MONTH CHART RECORDER PM	P	C274076RCRFI TP2CFW	PLANT 2 CL2 BLDG OPER RM RECORDER-FIT CL2 BLDG PLANT 2 FLUSHING WATER	12	W
WWT-I-RCR-12WK-01	QUARTERLY / 6 MONTH CHART RECORDER PM	P	C274076RCRFI TP2GMBF	PLANT 2 CL2 BLDG OPER RM RECORDER-FIT GRIT BLDG PLANT 2 MIAMI BEACH FLOW	12	W
WWT-I-RCR-12WK-01	QUARTERLY / 6 MONTH CHART RECORDER PM	P	CP00162RCR1	FLOW RECORDER 1 FOR PUMPS 1 & 5	12	W
WWT-I-RCR-12WK-01	QUARTERLY / 6 MONTH CHART RECORDER PM	P	CP00162RCR2	FLOW RECORDER 2 FOR PUMPS 2 & 6	12	W
WWT-I-RCR-12WK-01	QUARTERLY / 6 MONTH CHART RECORDER PM	P	CP00162RCR3	FLOW RECORDER 3 FOR PUMPS 3 & 7	12	W
WWT-I-RCR-12WK-01	QUARTERLY / 6 MONTH CHART RECORDER PM	P	CP00162RCR4	FLOW RECORDER 4 FOR PUMPS 4 & 8	12	W
WWT-I-RCR-12WK-01	QUARTERLY / 6 MONTH CHART RECORDER PM	P	CP00162RCRE W	WET WELL LEVEL RECORDER - EAST/WEST	12	W
WWT-I-RCR-12WK-01	QUARTERLY / 6 MONTH CHART RECORDER PM	P	CP00162RCRP R	PRESSURE RECORDER AT METER 1 & 3	12	W
WWT-I-RCR-12WK-01	QUARTERLY / 6 MONTH CHART RECORDER PM	P	CP00262RCR	STATION FLOW/PRESSURE RECORDER	12	W
WWT-I-RCR-12WK-01	QUARTERLY / 6 MONTH CHART RECORDER PM	P	CP00262RCRE W	WET WELL LEVEL RECORDER EAST/WEST	12	W
WWT-I-RCR-12WK-01	QUARTERLY / 6 MONTH CHART RECORDER PM	P	S060183RCRI	MAIN INFLUENT MAG X FLOW METER CHART RECORDER	12	W
WWT-I-RCR-12WK-01	QUARTERLY / 6 MONTH CHART RECORDER PM	P	S060183RCRIV	MAIN INFLUENT VENTURI FLOW CHART RECORDER	12	W

WWT-I-RCR-12WK-01	QUARTERLY / 6 MONTH CHART RECORDER PM	P	S060283RCRI	MAIN INFLUENT MAG X FLOW CHART RECORDER	12	W
WWT-I-RCR-12WK-01	QUARTERLY / 6 MONTH CHART RECORDER PM	P	S060283RCRIV	MAIN INFLUENT VENTURI FLOW CHART RECORDER	12	W
WWT-I-TRX-12WK-01	QUARTERLY/ANNUALLY TRANSMITTER PM	P	C0616XJTRXPT506	O2 COMP 1 3RD STG AFTCOL DSCH PRES TRX (PT506)	12	W
WWT-I-TRX-12WK-01	QUARTERLY/ANNUALLY TRANSMITTER PM	P	C1616XFTRXTDT186	O2 PLT 1 COLD END DELTA T TEMP DIFF TRX (TDT186)	12	W
WWT-I-TRX-12WK-01	QUARTERLY/ANNUALLY TRANSMITTER PM	P	C1616XHTRXL T330	O2 PLT 1 KETTLE LIQUID LEVEL TRANSMITTER (LT330)	12	W
WWT-I-TRX-12WK-01	QUARTERLY/ANNUALLY TRANSMITTER PM	P	C1616XHTRXL T352	O2 PLT 1 MAIN CNDS LIQ LEVEL TRANSMITTER (LT352)	12	W
WWT-I-TRX-12WK-01	QUARTERLY/ANNUALLY TRANSMITTER PM	P	C162114TRXP	O2 TRAIN 1 O2 PRESSURE TRANSMITTER	12	W
WWT-I-TRX-12WK-01	QUARTERLY/ANNUALLY TRANSMITTER PM	P	C162214TRXP	O2 TRAIN 2 O2 PRESSURE TRANSMITTER	12	W
WWT-I-TRX-12WK-01	QUARTERLY/ANNUALLY TRANSMITTER PM	P	C162314TRXP	O2 TRAIN 3 O2 PRESSURE TRANSMITTER	12	W
WWT-I-TRX-12WK-01	QUARTERLY/ANNUALLY TRANSMITTER PM	P	C2616XFTRXTDT186	O2 PLT 2 COLD END DELTA T TEMP DIFF TRX (TDT186)	12	W
WWT-I-TRX-12WK-01	QUARTERLY/ANNUALLY TRANSMITTER PM	P	C2616XHTRLLT352	O2 PLT 2 MAIN CNDS LIQUID LEVEL TRX (LT352)	12	W
WWT-I-TRX-12WK-01	QUARTERLY/ANNUALLY TRANSMITTER PM	P	C2616XHTRXL T330	O2 PLT 2 KETTLE LIQUID LEVEL TRANSMITTER (LT330)	12	W
WWT-I-TRX-12WK-01	QUARTERLY/ANNUALLY TRANSMITTER PM	P	C268125TRXD T5	DIGESTER TANK 5 TANK DIFF PRESSURE TRANSMITTER	12	W
WWT-I-TRX-12WK-01	QUARTERLY/ANNUALLY TRANSMITTER PM	P	C268125TRXLT5	DIGESTER TANK 5 TANK LEVEL TRANSMITTER	12	W
WWT-I-TRX-12WK-01	QUARTERLY/ANNUALLY TRANSMITTER PM	P	C268225TRXD T6	DIGESTER TANK 6 TANK DIFF PRESSURE TRANSMITTER	12	W
WWT-I-TRX-12WK-01	QUARTERLY/ANNUALLY TRANSMITTER PM	P	C268225TRXLT6	DIGESTER TANK 6 TANK LEVEL TRANSMITTER	12	W
WWT-I-TRX-12WK-01	QUARTERLY/ANNUALLY TRANSMITTER PM	P	C268325TRXD T7	DIGESTER TANK 7 TANK DIFF PRESSURE TRANSMITTER	12	W
WWT-I-TRX-12WK-01	QUARTERLY/ANNUALLY TRANSMITTER PM	P	C268325TRXLT7	DIGESTER TANK 7 TANK LEVEL TRANSMITTER	12	W
WWT-I-TRX-12WK-01	QUARTERLY/ANNUALLY TRANSMITTER PM	P	C268425TRXD T8	DIGESTER TANK 8 TANK DIFF PRESSURE TRANSMITTER	12	W
WWT-I-TRX-12WK-01	QUARTERLY/ANNUALLY TRANSMITTER PM	P	C268425TRXLT8	DIGESTER TANK 8 TANK LEVEL TRANSMITTER	12	W
WWT-I-TRX-12WK-01	QUARTERLY/ANNUALLY TRANSMITTER PM	P	CP00162TRX1	STATION FLOW PRESSURE TRANSMITTER 1	12	W
WWT-I-TRX-12WK-01	QUARTERLY/ANNUALLY TRANSMITTER PM	P	CP00162TRX2	STATION FLOW PRESSURE TRANSMITTER 2	12	W

WWT-I-TRX-12WK-01	QUARTERLY/ANNUALLY TRANSMITTER PM	P	CP00162TRXE	WET WELL LEVEL TRANSMITTER - EAST	12	W
WWT-I-TRX-12WK-01	QUARTERLY/ANNUALLY TRANSMITTER PM	P	CP00162TRXW	WET WELL LEVEL TRANSMITTER - WEST	12	W
WWT-I-TRX-12WK-01	QUARTERLY/ANNUALLY TRANSMITTER PM	P	CP00262TRXE	WET WELL LEVEL TRANSMITTER EAST	12	W
WWT-I-TRX-12WK-01	QUARTERLY/ANNUALLY TRANSMITTER PM	P	CP00262TRXW	WET WELL LEVEL INDICATOR TRANSMITTER WEST	12	W
WWT-I-TRX-12WK-01	QUARTERLY/ANNUALLY TRANSMITTER PM	P	N060412TRXL T203	MIX SLUDGE WET WELL LEVEL TRANSMITTER (EAST) LT203	12	W
WWT-I-TRX-12WK-01	QUARTERLY/ANNUALLY TRANSMITTER PM	P	N060412TRXL T204	MIX SLUDGE WET WELL LEVEL TRANSMITTER (WEST) LT204	12	W
WWT-I-TRX-12WK-01	QUARTERLY/ANNUALLY TRANSMITTER PM	P	N0616XJTRXPT 506	O2 COMP 3 3RD STG AFT COL DSCH PRES TRX (PT506)	12	W
WWT-I-TRX-12WK-01	QUARTERLY/ANNUALLY TRANSMITTER PM	P	N0617XJTRXD PT506	O2 COMP 5 3RD STG AFT COL DSCH PRES TRX (PT506)	12	W
WWT-I-TRX-12WK-01	QUARTERLY/ANNUALLY TRANSMITTER PM	P	N0618XLTRXL T623	O2 FAC 1 LIQ OXY STOR SPHR LEVEL TRX (LT623)	12	W
WWT-I-TRX-12WK-01	QUARTERLY/ANNUALLY TRANSMITTER PM	P	N062114TRXP T311	O2 TRAIN 3 O2 PRESSURE TRANSMITTER PT-311	12	W
WWT-I-TRX-12WK-01	QUARTERLY/ANNUALLY TRANSMITTER PM	P	N062214TRXP T411	O2 TRAIN 4 O2 PRESSURE TRANSMITTER PT-411	12	W
WWT-I-TRX-12WK-01	QUARTERLY/ANNUALLY TRANSMITTER PM	P	N075009TRXL T1	EFFLUENT PUMP CONTROL SYSTEM 1 LEVEL TRANSMITTER	12	W
WWT-I-TRX-12WK-01	QUARTERLY/ANNUALLY TRANSMITTER PM	P	N075009TRXL T2	EFFLUENT PUMP CONTROL SYSTEM 2 LEVEL TRANSMITTER	12	W
WWT-I-TRX-12WK-01	QUARTERLY/ANNUALLY TRANSMITTER PM	P	N075009TRXO P	EFFLUENT PUMP CONTROL OUTFALL PRESSURE TRANSMITTER	12	W
WWT-I-TRX-12WK-01	QUARTERLY/ANNUALLY TRANSMITTER PM	P	N075009TRX WWL	EFFLUENT PUMP CONTROL WETWELL LEVEL TRANSMITTER	12	W
WWT-I-TRX-12WK-01	QUARTERLY/ANNUALLY TRANSMITTER PM	P	N087041TRXD PT	FIU REUSE PUMPS DISCHARGE PRESSURE TRANSMITTER	12	W
WWT-I-TRX-12WK-01	QUARTERLY/ANNUALLY TRANSMITTER PM	P	N1616XFTRXT DT186	O2 PLT 1 COLD END DELTA T TEMP DIFF TRX (TDT186)	12	W
WWT-I-TRX-12WK-01	QUARTERLY/ANNUALLY TRANSMITTER PM	P	N1616XGTRXP DT215	O2 PLT 1 TURBINE INLET SCREEN DELTA P TRANSMITTER (PDT-215-1)	12	W
WWT-I-TRX-12WK-01	QUARTERLY/ANNUALLY TRANSMITTER PM	P	N1616XHTRXL T330	O2 PLT 1 KETTLE LIQ LEVEL TRANSMITTER (LT330)	12	W
WWT-I-TRX-12WK-01	QUARTERLY/ANNUALLY TRANSMITTER PM	P	N1616XHTRXL T352	O2 PLT 1 MAIN CNDS LIQUID LEVEL TRX (LT352)	12	W
WWT-I-TRX-12WK-01	QUARTERLY/ANNUALLY TRANSMITTER PM	P	N1616XHTRXL T3522	O2 PLT 1 MAIN CONDENSOR LEVEL #2 TRANSMITTER (LT-352-2-1)	12	W
WWT-I-TRX-12WK-01	QUARTERLY/ANNUALLY TRANSMITTER PM	P	N1616XJTRXPT 506	O2 COMP 1 3RD STG AFT COL DSCH PRES TRX (PT506)	12	W



WWT-I-TRX-12WK-01	QUARTERLY/ANNUALLY TRANSMITTER PM	P	N162114TRXP T111	O2 TRAIN 1 O2 PRESSURE TRANSMITTER PT-111	12	W
WWT-I-TRX-12WK-01	QUARTERLY/ANNUALLY TRANSMITTER PM	P	N162214TRXP T211	O2 TRAIN 2 O2 PRESSURE TRANSMITTER PT-211	12	W
WWT-I-TRX-12WK-01	QUARTERLY/ANNUALLY TRANSMITTER PM	P	N2616XFTRXT DT186	O2 PLT 2 COLD END DELTA T TEMP DIFF TRX (TDT186)	12	W
WWT-I-TRX-12WK-01	QUARTERLY/ANNUALLY TRANSMITTER PM	P	N2616XGTRXP DT215	O2 PLT 2 TURBINE INLET SCREEN DELTA P TRANSMITTER (PDT-215-2)	12	W
WWT-I-TRX-12WK-01	QUARTERLY/ANNUALLY TRANSMITTER PM	P	N2616XHTRXL T330	O2 PLT 2 KETTLE LIQUID LEVEL TRANSMITTER (LT330)	12	W
WWT-I-TRX-12WK-01	QUARTERLY/ANNUALLY TRANSMITTER PM	P	N2616XHTRXL T352	O2 PLT 2 MAIN CNDS LIQUID LEVEL TRX (LT352)	12	W
WWT-I-TRX-12WK-01	QUARTERLY/ANNUALLY TRANSMITTER PM	P	N2616XHTRXL T3522	O2 PLT 2 MAIN CONDENSOR LEVEL #2 TRANSMITTER (LT-352-2-2)	12	W
WWT-I-TRX-12WK-01	QUARTERLY/ANNUALLY TRANSMITTER PM	P	N2616XJTRXPT 506	O2 COMP 2 3RD STG AFT COL DSCH PRES TRX (PT506)	12	W
WWT-I-TRX-12WK-01	QUARTERLY/ANNUALLY TRANSMITTER PM	P	N3617XHTRXL T330	O2 PLT 3 KETTLE LIQUID LEVEL TRANSMITTER (LT330)	12	W
WWT-I-TRX-12WK-01	QUARTERLY/ANNUALLY TRANSMITTER PM	P	N3617XHTRXL T352	O2 PLT 3 MAIN CNDS LIQUID LEVEL TRX (LT352)	12	W
WWT-I-TRX-12WK-01	QUARTERLY/ANNUALLY TRANSMITTER PM	P	N3617XJTRXD PT506	O2 COMP 4 3RD STG AFT COL DSCH PRES TRX (PT506)	12	W
WWT-I-TRX-12WK-01	QUARTERLY/ANNUALLY TRANSMITTER PM	P	N3617XLTRXFT 601	O2 PLT 3 PROD OXY VENT FLOW TRANSMITTER (FT601)	12	W
WWT-I-TRX-12WK-01	QUARTERLY/ANNUALLY TRANSMITTER PM	P	N3617XLTRXP T601	O2 PLT 3 PROD OXY PRESSURE TRANSMITTER (PT601)	12	W
WWT-I-TRX-12WK-01	QUARTERLY/ANNUALLY TRANSMITTER PM	P	S060183TRXIV	MAIN INFLUENT VENTURI FLOW TRANSMITTER	12	W
WWT-I-TRX-12WK-01	QUARTERLY/ANNUALLY TRANSMITTER PM	P	S060283TRXIV	MAIN INFLUENT VENTURI FLOW TRANSMITTER	12	W
WWT-I-TRX-12WK-01	QUARTERLY/ANNUALLY TRANSMITTER PM	P	S0616XJTRC1P T506	O2 COMP 1 3RD STG AFTCOL DSCH PRES TRX (PT506)	12	W
WWT-I-TRX-12WK-01	QUARTERLY/ANNUALLY TRANSMITTER PM	P	S0616XJTRC2P T506	O2 COMP 2 3RD STG AFTCOL DSCH PRES TRX (PT506)	12	W
WWT-I-TRX-12WK-01	QUARTERLY/ANNUALLY TRANSMITTER PM	P	S075009TRXL WWL1	WET WELL #1 LEVEL CONTROL TRANSMITTER	12	W
WWT-I-TRX-12WK-01	QUARTERLY/ANNUALLY TRANSMITTER PM	P	S1616XFTRXT DT186	O2 PLT 1 COLD END DELTA T TEMP DIFF TRX (TDT186)	12	M
WWT-I-TRX-12WK-01	QUARTERLY/ANNUALLY TRANSMITTER PM	P	S1616XGTRXP DT215	O2 PLT 1 TRB INLET FILTER PRES DIFF TRX (PDT215)	12	M
WWT-I-TRX-12WK-01	QUARTERLY/ANNUALLY TRANSMITTER PM	P	S1616XGTRXP T214	O2 PLT 1 TRB INLET PRESSURE TRANSMITTER (PT214)	12	M
WWT-I-TRX-12WK-01	QUARTERLY/ANNUALLY TRANSMITTER PM	P	S1616XGTRXP T216	O2 PLT 1 TRB DISCHARGE PRESS TRANSMITTER (PT216)	12	M

WWT-I-TRX-12WK-01	QUARTERLY/ANNUALLY TRANSMITTER PM	P	S1616XGTRXP T275	O2 PLT 1 TURBINE CASING PRESSURE TRANSMITTER PT275	12	M
WWT-I-TRX-12WK-01	QUARTERLY/ANNUALLY TRANSMITTER PM	P	S1616XHTRXLT 330	O2 PLT 1 KETTLE LIQUID LEVEL TRANSMITTER (LT330)	12	M
WWT-I-TRX-12WK-01	QUARTERLY/ANNUALLY TRANSMITTER PM	P	S1616XHTRXLT 352	O2 PLT 1 MAIN CNDS LIQUID LEVEL TRX (LT352)	12	M
WWT-I-TRX-12WK-01	QUARTERLY/ANNUALLY TRANSMITTER PM	P	S1616XHTRXP T300	O2 PLT 1 LOWER COLUMN PRESSURE TRANSMITTER (PT300)	12	M
WWT-I-TRX-12WK-01	QUARTERLY/ANNUALLY TRANSMITTER PM	P	S1616XHTRXP T349	O2 PLT 1 UPPER COLUMN PRESSURE TRANSMITTER (PT349)	12	M
WWT-I-TRX-12WK-01	QUARTERLY/ANNUALLY TRANSMITTER PM	P	S1616XHTRXP T352	O2 PLT 1 MAIN CNDS PRESSURE TRANSMITTER (PT352)	12	M
WWT-I-TRX-12WK-01	QUARTERLY/ANNUALLY TRANSMITTER PM	P	S1616XHTRXP T375	O2 PLT 1 COLD BOX CASING PRESS TRANSMITTER (PT375)	12	M
WWT-I-TRX-12WK-01	QUARTERLY/ANNUALLY TRANSMITTER PM	P	S2616XFTRXT DT186	O2 PLT 2 COLD END DELTA T TEMP DIFF TRX (TDT186)	12	M
WWT-I-TRX-12WK-01	QUARTERLY/ANNUALLY TRANSMITTER PM	P	S2616XGTRXP DT215	O2 PLT 2 TRB INLET FILTER DIFF PRES TRX (PDT215)	12	M
WWT-I-TRX-12WK-01	QUARTERLY/ANNUALLY TRANSMITTER PM	P	S2616XGTRXP T214	O2 PLT 2 TRB INLET PRESSURE TRANSMITTER (PT214)	12	M
WWT-I-TRX-12WK-01	QUARTERLY/ANNUALLY TRANSMITTER PM	P	S2616XGTRXP T216	O2 PLT 2 TRB DISCHARGE PRESS TRANSMITTER (PT216)	12	W
WWT-I-TRX-12WK-01	QUARTERLY/ANNUALLY TRANSMITTER PM	P	S2616XGTRXP T275	O2 PLT 2 TURBINE CASING PRESSURE TRANSMITTER PT275	12	M
WWT-I-TRX-12WK-01	QUARTERLY/ANNUALLY TRANSMITTER PM	P	S2616XHTRXLT 330	O2 PLT 2 KETTLE LIQUID LEVEL TRANSMITTER (LT330)	12	M
WWT-I-TRX-12WK-01	QUARTERLY/ANNUALLY TRANSMITTER PM	P	S2616XHTRXLT 352	O2 PLT 2 MAIN CNDS LIQUID LEVEL TRX (LT352)	12	M
WWT-I-TRX-12WK-01	QUARTERLY/ANNUALLY TRANSMITTER PM	P	S2616XHTRXP T300	O2 PLT 2 LOWER COLUMN PRESSURE TRANSMITTER (PT300)	12	M
WWT-I-TRX-12WK-01	QUARTERLY/ANNUALLY TRANSMITTER PM	P	S2616XHTRXP T349	O2 PLT 2 UPPER COLUMN PRESSURE TRANSMITTER (PT349)	12	M
WWT-I-TRX-12WK-01	QUARTERLY/ANNUALLY TRANSMITTER PM	P	S2616XHTRXP T352	O2 PLT 2 MAIN CNDS PRESSURE TRANSMITTER (PT352)	12	M
WWT-I-TRX-12WK-01	QUARTERLY/ANNUALLY TRANSMITTER PM	P	S2616XHTRXP T375	O2 PLT 2 COLD BOX CASING PRESS TRANSMITTER (PT375)	12	M
WWT-I-TRX-12WK-01	QUARTERLY/ANNUALLY TRANSMITTER PM	P	S3617XHTRXLT 330	O2 PLT 3 KETTLE LIQUID LEVEL TRANSMITTER (LT330)	12	W
WWT-I-TRX-12WK-01	QUARTERLY/ANNUALLY TRANSMITTER PM	P	S3617XHTRXLT 352	O2 PLT 3 MAIN CNDS LIQUID LEVEL TRX (LT352)	12	W
WWT-I-TRX-12WK-02	QUARTERLY TRANSMITTER PM	P	N0616XJTRXFT 502	O2 COMP 3 3RD STG INLET FLOW TRANSMITTER (FT502)	12	W
WWT-I-TRX-12WK-02	QUARTERLY TRANSMITTER PM	P	N062114TRXF T311	O2 TRAIN 3 O2 FLOW TRANSMITTER FT-311	12	W

WWT-I-TRX-12WK-02	QUARTERLY TRANSMITTER PM	P	N062214TRXF T411	O2 TRAIN 4 O2 FLOW TRANSMITTER FT-411	12	W
WWT-I-TRX-12WK-02	QUARTERLY TRANSMITTER PM	P	N1616XFTRXF T115	O2 PLT 1 UNBALANCED AIR FLOW TRANSMITTER (FT115)	12	W
WWT-I-TRX-12WK-02	QUARTERLY TRANSMITTER PM	P	N1616XFTRXF T120	O2 PLT 1 UNBALANCED AIR FLOW TRANSMITTER (FT120)	12	W
WWT-I-TRX-12WK-02	QUARTERLY TRANSMITTER PM	P	N1616XGTRXP T214	O2 PLT 1 TURBINE INLET PRES TRANSMITTER (PT214)	12	W
WWT-I-TRX-12WK-02	QUARTERLY TRANSMITTER PM	P	N1616XGTRXP T216	O2 PLT 1 TURBINE OUTLET PRES TRANSMITTER (PT216)	12	W
WWT-I-TRX-12WK-02	QUARTERLY TRANSMITTER PM	P	N1616XHTRXF T340	O2 PLT 1 SHELF TRANSFER FLOW TRANSMITTER (FT340)	12	W
WWT-I-TRX-12WK-02	QUARTERLY TRANSMITTER PM	P	N1616XHTRXP T300	O2 PLT 1 LOWER COLUMN PRES TRANSMITTER (PT300)	12	W
WWT-I-TRX-12WK-02	QUARTERLY TRANSMITTER PM	P	N1616XHTRXP T349	O2 PLT 1 UPPER COLUMN PRES TRANSMITTER (PT349)	12	W
WWT-I-TRX-12WK-02	QUARTERLY TRANSMITTER PM	P	N1616XHTRXP T352	O2 PLT 1 MAIN CONDENSOR PRES TRANSMITTER (PT352)	12	W
WWT-I-TRX-12WK-02	QUARTERLY TRANSMITTER PM	P	N1616JTRXFT 502	O2 COMP 1 3RD STG INLET FLOW TRANSMITTER (FT502)	12	W
WWT-I-TRX-12WK-02	QUARTERLY TRANSMITTER PM	P	N1616XLTRXFT 600	O2 PLT 1 PROD OXYGEN FLOW TRANSMITTER (FT600)	12	W
WWT-I-TRX-12WK-02	QUARTERLY TRANSMITTER PM	P	N162114TRXF T111	O2 TRAIN 1 O2 FLOW TRANSMITTER FT-111	12	W
WWT-I-TRX-12WK-02	QUARTERLY TRANSMITTER PM	P	N162214TRXF T211	O2 TRAIN 2 O2 FLOW TRANSMITTER FT-211	12	W
WWT-I-TRX-12WK-02	QUARTERLY TRANSMITTER PM	P	N2616XFTRXF T115	O2 PLT 2 TRB UNBALANCED AIR FLOW TRX (FT115)	12	W
WWT-I-TRX-12WK-02	QUARTERLY TRANSMITTER PM	P	N2616XFTRXF T120	O2 PLT 2 UNBALANCED FLOW TRANSMITTER (FT120)	12	W
WWT-I-TRX-12WK-02	QUARTERLY TRANSMITTER PM	P	N2616XGTRXP T214	O2 PLT 2 TURBINE INLET PRES TRANSMITTER (PT214)	12	W
WWT-I-TRX-12WK-02	QUARTERLY TRANSMITTER PM	P	N2616XGTRXP T216	O2 PLT 2 TURBINE OUTLET PRES TRANSMITTER (PT216)	12	W
WWT-I-TRX-12WK-02	QUARTERLY TRANSMITTER PM	P	N2616XHTRXF T340	O2 PLT 2 SHELF TRANSFER FLOW TRANSMITTER (FT340)	12	W
WWT-I-TRX-12WK-02	QUARTERLY TRANSMITTER PM	P	N2616XHTRXP T300	O2 PLT 2 LOWER COLUMN PRES TRANSMITTER (PT300)	12	W
WWT-I-TRX-12WK-02	QUARTERLY TRANSMITTER PM	P	N2616XHTRXP T349	O2 PLT 2 UPPER COLUMN PRES TRANSMITTER (PT349)	12	W
WWT-I-TRX-12WK-02	QUARTERLY TRANSMITTER PM	P	N2616XHTRXP T352	O2 PLT 2 MAIN CONDENSOR PRES TRANSMITTER (PT352)	12	W
WWT-I-TRX-12WK-02	QUARTERLY TRANSMITTER PM	P	N2616JTRXFT 502	O2 COMP 2 3RD STG INLET FLOW TRANSMITTER (FT502)	12	W

WWT-I-TRX-12WK-02	QUARTERLY TRANSMITTER PM	P	N2616XLTRXFT 600	O2 PLT 2 PROD OXY FLOW TRANSMITTER (FT600)	12	W
WWT-I-TRX-12WK-02	QUARTERLY TRANSMITTER PM	P	N262114TRXF T511	O2 TRAIN 5 O2 PRESSURE TRANSMITTER FT-511	12	W
WWT-I-TRX-12WK-02	QUARTERLY TRANSMITTER PM	P	N262214TRXF T611	O2 TRAIN 6 O2 FLOW TRANSMITTER FT-611	12	W
WWT-I-TRX-12WK-02	QUARTERLY TRANSMITTER PM	P	N3617XFTRXF T115	O2 PLT 3 TURBINE UNBALANCED AIR FLOW TRANSMITTER (FT115)	12	W
WWT-I-TRX-12WK-02	QUARTERLY TRANSMITTER PM	P	N3617XFTRXF T120	O2 PLT 3 UNBALANCED FLOW TRANSMITTER (FT120)	12	W
WWT-I-TRX-12WK-02	QUARTERLY TRANSMITTER PM	P	N3617XGTRXP T216	O2 PLT 3 TURBINE OUTLET PRES TRANSMITTER (PT216)	12	W
WWT-I-TRX-12WK-02	QUARTERLY TRANSMITTER PM	P	N3617XHTRXF T340	O2 PLT 3 SHELF TRANSFER FLOW TRANSMITTER (FT340)	12	W
WWT-I-TRX-12WK-02	QUARTERLY TRANSMITTER PM	P	N3617XJTRXFT 502	O2 COMP 3 3RD STG INLET FLOW TRANSMITTER (FT502)	12	W
WWT-I-TRX-12WK-02	QUARTERLY TRANSMITTER PM	P	N3617XLTRXFT 600	O2 PLT 3 PROD OXY FLOW TRANSMITTER (FT600)	12	W
WWT-I-TRX-12WK-02	QUARTERLY TRANSMITTER PM	P	S060183TRXIV	MAIN INFLUENT VENTURI FLOW TRANSMITTER	12	W
WWT-I-TRX-12WK-02	QUARTERLY TRANSMITTER PM	P	S060283TRXIV	MAIN INFLUENT VENTURI FLOW TRANSMITTER	12	W
WWT-I-TRX-12WK-02	QUARTERLY TRANSMITTER PM	P	S0616XJTRC1P T506	O2 COMP 1 3RD STG AFTCOL DSCH PRES TRX (PT506)	12	W
WWT-I-TRX-12WK-02	QUARTERLY TRANSMITTER PM	P	S1616XFTRXT DT186	O2 PLT 1 COLD END DELTA T TEMP DIFF TRX (TDT186)	12	M
WWT-I-TRX-12WK-02	QUARTERLY TRANSMITTER PM	P	S1616XGTRXP DT215	O2 PLT 1 TRB INLET FILTER PRES DIFF TRX (PDT215)	12	M
WWT-I-TRX-12WK-02	QUARTERLY TRANSMITTER PM	P	S2616XFTRXT DT186	O2 PLT 2 COLD END DELTA T TEMP DIFF TRX (TDT186)	12	M
WWT-I-TRX-12WK-02	QUARTERLY TRANSMITTER PM	P	S2616XGTRXP DT215	O2 PLT 2 TRB INLET FILTER DIFF PRES TRX (PDT215)	12	M
WWT-I-CNTV-26WK-01	SEMIANNUAL VALVE CONTROLLER PM	P	C173533CNTV C1	PNEUMATIC PRESS CONTROLLER FOR VALVE ACTUATOR CMP1	26	W
WWT-I-CNTV-26WK-01	SEMIANNUAL VALVE CONTROLLER PM	P	C173533CNTV C2	PNEUMATIC PRESS CONTROLLER FOR VALVE ACTUATOR CMP2	26	W
WWT-I-CNTV-26WK-01	SEMIANNUAL VALVE CONTROLLER PM	P	C173533CNTV C3	PNEUMATIC PRESS CONTROLLER FOR VALVE ACTUATOR CMP3	26	W
WWT-I-CNTV-26WK-01	SEMIANNUAL VALVE CONTROLLER PM	P	C173533CNTV C4	PNEUMATIC PRESS CONTROLLER FOR VALVE ACTUATOR CMP4	26	W
WWT-I-MNTC-26WK-01	SEMI-ANNUAL/ ANNUAL - COMBUSTIBLE GAS/L.E.L. PM	P	N062176MNTL EL31	O2 TRAIN 3 COMBUSTIBLE GAS MONITOR LEL 3-1	26	W
WWT-I-MNTC-26WK-01	SEMI-ANNUAL/ ANNUAL - COMBUSTIBLE GAS/L.E.L. PM	P	N062176MNTL EL34	O2 TRAIN 3 COMBUSTIBLE GAS MONITOR LEL 3-4	26	W

WWT-I-MNTC-26WK-01	SEMI-ANNUAL/ ANNUAL - COMBUSTIBLE GAS/L.E.L. PM	P	N062276MNTL EL41	O2 TRAIN 4 COMBUSTIBLE GAS MONITOR LEL 4-1	26	W
WWT-I-MNTC-26WK-01	SEMI-ANNUAL/ ANNUAL - COMBUSTIBLE GAS/L.E.L. PM	P	N062276MNTL EL44	O2 TRAIN 4 COMBUSTIBLE GAS MONITOR LEL 4-4	26	W
WWT-I-MNTC-26WK-01	SEMI-ANNUAL/ ANNUAL - COMBUSTIBLE GAS/L.E.L. PM	P	N063176MNTL EL	PRIMARY CLARIFIER 3 COMBUSTIBLE GAS MONITOR	26	W
WWT-I-MNTC-26WK-01	SEMI-ANNUAL/ ANNUAL - COMBUSTIBLE GAS/L.E.L. PM	P	N063276MNTL EL	PRIMARY CLARIFIER 4 COMBUSTIBLE GAS MONITOR	26	W
WWT-I-MNTC-26WK-01	SEMI-ANNUAL/ ANNUAL - COMBUSTIBLE GAS/L.E.L. PM	P	N162176MNTL EL11	O2 TRAIN 1 COMBUSTIBLE GAS MONITOR LEL 1-1	26	W
WWT-I-MNTC-26WK-01	SEMI-ANNUAL/ ANNUAL - COMBUSTIBLE GAS/L.E.L. PM	P	N162176MNTL EL14	O2 TRAIN 1 COMBUSTIBLE GAS MONITOR LEL 1-4	26	W
WWT-I-MNTC-26WK-01	SEMI-ANNUAL/ ANNUAL - COMBUSTIBLE GAS/L.E.L. PM	P	N162276MNTL EL21	O2 TRAIN 2 COMBUSTIBLE GAS MONITOR LEL 2-1	26	W
WWT-I-MNTC-26WK-01	SEMI-ANNUAL/ ANNUAL - COMBUSTIBLE GAS/L.E.L. PM	P	N162276MNTL EL24	O2 TRAIN 2 COMBUSTIBLE GAS MONITOR LEL 2-4	26	W
WWT-I-MNTC-26WK-01	SEMI-ANNUAL/ ANNUAL - COMBUSTIBLE GAS/L.E.L. PM	P	N163176MNTL EL	PRIMARY CLARIFIER 1 COMBUSTIBLE GAS MONITOR	26	W
WWT-I-MNTC-26WK-01	SEMI-ANNUAL/ ANNUAL - COMBUSTIBLE GAS/L.E.L. PM	P	N163276MNTL EL	PRIMARY CLARIFIER 2 COMBUSTIBLE GAS MONITOR	26	W
WWT-I-MNTC-26WK-01	SEMI-ANNUAL/ ANNUAL - COMBUSTIBLE GAS/L.E.L. PM	P	N262176MNTL EL51	O2 TRAIN 5 COMBUSTIBLE GAS MONITOR LEL 5-1	26	W
WWT-I-MNTC-26WK-01	SEMI-ANNUAL/ ANNUAL - COMBUSTIBLE GAS/L.E.L. PM	P	N262176MNTL EL54	O2 TRAIN 5 COMBUSTIBLE GAS MONITOR LEL 5-4	26	W
WWT-I-MNTC-26WK-01	SEMI-ANNUAL/ ANNUAL - COMBUSTIBLE GAS/L.E.L. PM	P	N262276MNTL EL61	O2 TRAIN 6 COMBUSTIBLE GAS MONITOR LEL 6-1	26	W
WWT-I-MNTC-26WK-01	SEMI-ANNUAL/ ANNUAL - COMBUSTIBLE GAS/L.E.L. PM	P	N262276MNTL EL64	O2 TRAIN 6 COMBUSTIBLE GAS MONITOR LEL 6-4	26	W
WWT-I-MNTC-26WK-01	SEMI-ANNUAL/ ANNUAL - COMBUSTIBLE GAS/L.E.L. PM	P	N263176MNTL EL	PRIMARY CLARIFIER 5 COMBUSTIBLE GAS MONITOR	26	W
WWT-I-MNTC-26WK-01	SEMI-ANNUAL/ ANNUAL - COMBUSTIBLE GAS/L.E.L. PM	P	N263276MNTL EL	PRIMARY CLARIFIER 1 COMBUSTIBLE GAS MONITOR	26	W
WWT-I-MNTC-26WK-01	SEMI-ANNUAL/ ANNUAL - COMBUSTIBLE GAS/L.E.L. PM	P	S062176MNTL ELT1N	O2 TRAIN 1 COMBUST GAS MONITOR LEL STAGE 1 (NORTH)	26	W
WWT-I-MNTC-26WK-01	SEMI-ANNUAL/ ANNUAL - COMBUSTIBLE GAS/L.E.L. PM	P	S062176MNTL ELT1S	O2 TRAIN 1 COMBUST GAS MONITOR LEL STAGE 6 (SOUTH)	26	W
WWT-I-MNTC-26WK-01	SEMI-ANNUAL/ ANNUAL - COMBUSTIBLE GAS/L.E.L. PM	P	S062276MNTL ELT2N	O2 TRAIN 2 COMBUST GAS MONITOR LEL STAGE 1 (NORTH)	26	W
WWT-I-MNTC-26WK-01	SEMI-ANNUAL/ ANNUAL - COMBUSTIBLE GAS/L.E.L. PM	P	S062276MNTL ELT2S	O2 TRAIN 2 COMBUST GAS MONITOR LEL STAGE 6 (SOUTH)	26	W
WWT-I-MNTC-26WK-01	SEMI-ANNUAL/ ANNUAL - COMBUSTIBLE GAS/L.E.L. PM	P	S062376MNTL ELT3N	O2 TRAIN 3 COMBUST GAS MONITOR LEL STAGE 1 (NORTH)	26	W
WWT-I-MNTC-26WK-01	SEMI-ANNUAL/ ANNUAL - COMBUSTIBLE GAS/L.E.L. PM	P	S062376MNTL ELT3S	O2 TRAIN 3 COMBUST GAS MONITOR LEL STAGE 6 (SOUTH)	26	W

WWT-I-MNTC-26WK-01	SEMI-ANNUAL/ ANNUAL - COMBUSTIBLE GAS/L.E.L. PM	P	S062476MNTL ELT4N	O2 TRAIN 4 COMBUST GAS MONITOR LEL STAGE 1 (NORTH)	26	W
WWT-I-MNTC-26WK-01	SEMI-ANNUAL/ ANNUAL - COMBUSTIBLE GAS/L.E.L. PM	P	S062476MNTL ELT4S	O2 TRAIN 4 COMBUST GAS MONITOR LEL STAGE 6 (SOUTH)	26	W
WWT-I-MNTC-26WK-01	SEMI-ANNUAL/ ANNUAL - COMBUSTIBLE GAS/L.E.L. PM	P	S062576MNTL ELT5N	O2 TRAIN 5 COMBUST GAS MONITOR LEL STAGE 1 (NORTH)	26	W
WWT-I-MNTC-26WK-01	SEMI-ANNUAL/ ANNUAL - COMBUSTIBLE GAS/L.E.L. PM	P	S062576MNTL ELT5S	O2 TRAIN 5 COMBUST GAS MONITOR LEL STAGE 6 (SOUTH)	26	W
WWT-I-MNTC-26WK-01	SEMI-ANNUAL/ ANNUAL - COMBUSTIBLE GAS/L.E.L. PM	P	S062676MNTL ELT6N	O2 TRAIN 6 COMBUST GAS MONITOR LEL STAGE 1 (NORTH)	26	W
WWT-I-MNTC-26WK-01	SEMI-ANNUAL/ ANNUAL - COMBUSTIBLE GAS/L.E.L. PM	P	S062676MNTL ELT6S	O2 TRAIN 6 COMBUST GAS MONITOR LEL STAGE 6 (SOUTH)	26	W
WWT-I-MNTC-26WK-01	SEMI-ANNUAL/ ANNUAL - COMBUSTIBLE GAS/L.E.L. PM	P	S062776MNTL ELA	O2 TRAIN 7 COMBUSTIBLE GAS MONITOR LEL A (IN)	26	W
WWT-I-MNTC-26WK-01	SEMI-ANNUAL/ ANNUAL - COMBUSTIBLE GAS/L.E.L. PM	P	S062776MNTL ELB	O2 TRAIN 7 COMBUSTIBLE GAS MONITOR LEL B (OUT)	26	W
WWT-I-PWSI-26WK-01	SEMIANNUAL INSTRUMENT POWER SUPPLY PM	P	N060183PWSS A	STATION ANNUNCIATOR POWER SUPPLY	26	W
WWT-I-PWSI-26WK-01	SEMIANNUAL INSTRUMENT POWER SUPPLY PM	P	S060183PWSV M	BLOWER VIBRATION MONITOR POWER SUPPLY	26	W
WWT-I-TRX-12WK-01	QUARTERLY/ANNUALLY TRANSMITTER PM	P	C0616XJTRXPA C2PT506	O2 COMP 2 3RD STG AFTCOL DSCH PRES TRX (PT506)	52	W
WWT-I-MNTCG-1WK-01	WEEKLY CHLORINE GAS MONITOR PM	P	N074076MNT CD1	CHLORINE DETECTOR 1 (EVAP/CHLOR- ROOM)		W
WWT-I-MNTCG-1WK-01	WEEKLY CHLORINE GAS MONITOR PM	P	N074076MNT CD2	CHLORINE DETECTOR 2 (TANK STORAGE ROOM)		W
WWT-I-MNTCG-1WK-01	WEEKLY CHLORINE GAS MONITOR PM	P	N074076MNT CD3	CHLORINE DETECTOR 3 (OPERATORS ROOM)		W
WWT-I-MNTCG-4WK-01	MONTHLY CHLORINE GAS MONITOR PM	P	N074076MNT CD1	CHLORINE DETECTOR 1 (EVAP/CHLOR- ROOM)		W
WWT-I-MNTCG-4WK-01	MONTHLY CHLORINE GAS MONITOR PM	P	N074076MNT CD2	CHLORINE DETECTOR 2 (TANK STORAGE ROOM)		W
WWT-I-MNTCG-4WK-01	MONTHLY CHLORINE GAS MONITOR PM	P	N074076MNT CD3	CHLORINE DETECTOR 3 (OPERATORS ROOM)		W
WWT-I-ANL-1WK-01	WEEKLY EFFLUENT SAMPLING ANALYZER GROUP PM	S	NWWT-N0001	ADMINISTRATION BUILDING, NORTH WASTE WATER TREATMENT	1	W
WWT-I-ANL-4WK-01	MONTHLY ANALYZER PROBE/SENSOR/ LINE CLEANING PM	S	CWWT-C0750	EFFLUENT PUMP STATION, CENTRAL WASTE WATER TREATMENT	1	M
WWT-I-ANLCL-1WK-01	WEEKLY CHLORINE ANALYZER PM	S	CWWT-C0750	EFFLUENT PUMP STATION, CENTRAL WASTE WATER TREATMENT	1	W
WWT-I-ANLCL-1WK-01	WEEKLY CHLORINE ANALYZER PM	S	CWWT-C0750	EFFLUENT PUMP STATION, CENTRAL WASTE WATER TREATMENT	1	W
WWT-I-ANLCL-1WK-01	WEEKLY CHLORINE ANALYZER PM	S	CWWT-C0750	EFFLUENT PUMP STATION, CENTRAL WASTE WATER TREATMENT	1	W

WWT-I-ANLCL-1WK-01	WEEKLY CHLORINE ANALYZER PM	S	CWWT-C1636	FINAL SETTLING TANKS EFFLUENT CHANNEL, CENTRAL WASTE WATER TREATMENT	1	W
WWT-I-ANLCL-1WK-01	WEEKLY CHLORINE ANALYZER PM	S	CWWT-C1636	FINAL SETTLING TANKS EFFLUENT CHANNEL, CENTRAL WASTE WATER TREATMENT	1	W
WWT-I-ANLCL-1WK-01	WEEKLY CHLORINE ANALYZER PM	S	CWWT-C1636	FINAL SETTLING TANKS EFFLUENT CHANNEL, CENTRAL WASTE WATER TREATMENT	1	W
WWT-I-ANLCL-1WK-01	WEEKLY CHLORINE ANALYZER PM	S	CWWT-C2636	FINAL SETTLING TANKS EFFLUENT CHANNEL, CENTRAL WASTE WATER TREATMENT	1	W
WWT-I-ANLCL-1WK-01	WEEKLY CHLORINE ANALYZER PM	S	CWWT-C2636	FINAL SETTLING TANKS EFFLUENT CHANNEL, CENTRAL WASTE WATER TREATMENT	1	W
WWT-I-ANLCL-1WK-01	WEEKLY CHLORINE ANALYZER PM	S	CWWT-C2636	FINAL SETTLING TANKS EFFLUENT CHANNEL, CENTRAL WASTE WATER TREATMENT	1	W
WWT-I-ANLCL-1WK-01	WEEKLY CHLORINE ANALYZER PM	S	NWWT-N0001	ADMINISTRATION BUILDING, NORTH WASTE WATER TREATMENT	1	W
WWT-I-ANLCL-1WK-01	WEEKLY CHLORINE ANALYZER PM	S	NWWT-N0740	ON-SITE CHLORINE BUILDING, NORTH WASTE WATER TREATMENT	1	W
WWT-I-ANLCL-1WK-01	WEEKLY CHLORINE ANALYZER PM	S	NWWT-N0750	EFFLUENT PUMP STATION, NORTH WASTE WATER TREATMENT	1	W
WWT-I-ANLCL-1WK-01	WEEKLY CHLORINE ANALYZER PM	S	SWWT-S0752	EFFLUENT PUMP STATION BLDG 2, SOUTH WASTE WATER TREATMENT	1	W
WWT-I-ANLCL-1WK-02	WEEKLY CHLORINE ANALYZER CLEANING	S	NWWT-N0001	ADMINISTRATION BUILDING, NORTH WASTE WATER TREATMENT	1	W
WWT-I-ANLCL-1WK-02	WEEKLY CHLORINE ANALYZER CLEANING	S	NWWT-N0001	ADMINISTRATION BUILDING, NORTH WASTE WATER TREATMENT	1	W
WWT-I-ANLCL-1WK-02	WEEKLY CHLORINE ANALYZER CLEANING	S	NWWT-N0740	ON-SITE CHLORINE BUILDING, NORTH WASTE WATER TREATMENT	1	W
WWT-I-ANLCL-1WK-02	WEEKLY CHLORINE ANALYZER CLEANING	S	NWWT-N0740	ON-SITE CHLORINE BUILDING, NORTH WASTE WATER TREATMENT	1	W
WWT-I-ANLCL-1WK-02	WEEKLY CHLORINE ANALYZER CLEANING	S	NWWT-N0750	EFFLUENT PUMP STATION, NORTH WASTE WATER TREATMENT	1	W
WWT-I-ANLCL-1WK-02	WEEKLY CHLORINE ANALYZER CLEANING	S	NWWT-N0750	EFFLUENT PUMP STATION, NORTH WASTE WATER TREATMENT	1	W
WWT-I-ANLMF-1WK-04	WEEKLY MULTIFUNCTION ANALYZER PM (PH-A / PH-B)	S	NWWT-N0740	ON-SITE CHLORINE BUILDING, NORTH WASTE WATER TREATMENT	1	W
WWT-I-ANLPH-1WK-01	WEEKLY / QUARTERLY PH ANALYZER PM	S	CWWT-C0750	EFFLUENT PUMP STATION, CENTRAL WASTE WATER TREATMENT	1	W
WWT-I-ANLPH-1WK-01	WEEKLY / QUARTERLY PH ANALYZER PM	S	NWWT-N0001	ADMINISTRATION BUILDING, NORTH WASTE WATER TREATMENT	1	W
WWT-I-ANLPH-1WK-01	WEEKLY / QUARTERLY PH ANALYZER PM	S	NWWT-N0750	EFFLUENT PUMP STATION, NORTH WASTE WATER TREATMENT	1	W

WWT-I-ANLPH-1WK-01	WEEKLY / QUARTERLY PH ANALYZER PM	S	SWWT-S0752	EFFLUENT PUMP STATION BLDG 2, SOUTH WASTE WATER TREATMENT	1	W
WWT-I-METTBY-1WK-01	WEEKLY TURBIDITY METER PM	S	SWWT-S0752	EFFLUENT PUMP STATION BLDG 2, SOUTH WASTE WATER TREATMENT	1	W
WWT-I-MNTCG-1WK-01	WEEKLY CHLORINE GAS MONITOR PM	S	CWWT-C1740	CHLORINE BUILDING 1, CENTRAL WASTE WATER TREATMENT	1	W
WWT-I-MNTCG-1WK-01	WEEKLY CHLORINE GAS MONITOR PM	S	CWWT-C2740	CHLORINE BUILDING 2, CENTRAL WASTE WATER TREATMENT	1	W
WWT-I-LOC-12WK-01	QUARTERLY INJECTION WELL INSTRUMENTATION PM	S	SWWT-S0801	INJECTION WELL 01 (FA-10), SOUTH WASTE WATER TREATMENT	3	M
WWT-I-LOC-12WK-01	QUARTERLY INJECTION WELL INSTRUMENTATION PM	S	SWWT-S0802	INJECTION WELL 02 (FA-11), SOUTH WASTE WATER TREATMENT	3	M
WWT-I-LOC-12WK-01	QUARTERLY INJECTION WELL INSTRUMENTATION PM	S	SWWT-S0803	INJECTION WELL 03 (FA-12), SOUTH WASTE WATER TREATMENT	3	M
WWT-I-LOC-12WK-01	QUARTERLY INJECTION WELL INSTRUMENTATION PM	S	SWWT-S0804	INJECTION WELL 04 (FA-13), SOUTH WASTE WATER TREATMENT	3	M
WWT-I-LOC-12WK-01	QUARTERLY INJECTION WELL INSTRUMENTATION PM	S	SWWT-S0805	INJECTION WELL 05 (BZ 1 AND 2), SOUTH WASTE WATER TREATMENT	3	M
WWT-I-LOC-12WK-01	QUARTERLY INJECTION WELL INSTRUMENTATION PM	S	SWWT-S0806	INJECTION WELL 06 (FA-15), SOUTH WASTE WATER TREATMENT	3	M
WWT-I-LOC-12WK-01	QUARTERLY INJECTION WELL INSTRUMENTATION PM	S	SWWT-S0807	INJECTION WELL 07 (FA-16), SOUTH WASTE WATER TREATMENT	3	M
WWT-I-LOC-12WK-01	QUARTERLY INJECTION WELL INSTRUMENTATION PM	S	SWWT-S0808	INJECTION WELL 08 (FA-01), SOUTH WASTE WATER TREATMENT	3	M
WWT-I-LOC-12WK-01	QUARTERLY INJECTION WELL INSTRUMENTATION PM	S	SWWT-S0809	INJECTION WELL 09 (FA-02), SOUTH WASTE WATER TREATMENT	3	M
WWT-I-LOC-12WK-01	QUARTERLY INJECTION WELL INSTRUMENTATION PM	S	SWWT-S0810	INJECTION WELL 10 (FA-04), SOUTH WASTE WATER TREATMENT	3	M
WWT-I-LOC-12WK-01	QUARTERLY INJECTION WELL INSTRUMENTATION PM	S	SWWT-S0811	INJECTION WELL 11 (FA-14), SOUTH WASTE WATER TREATMENT	3	M
WWT-I-LOC-12WK-01	QUARTERLY INJECTION WELL INSTRUMENTATION PM	S	SWWT-S0812	INJECTION WELL 12 (FA-03), SOUTH WASTE WATER TREATMENT	3	M
WWT-I-LOC-12WK-01	QUARTERLY INJECTION WELL INSTRUMENTATION PM	S	SWWT-S0813	INJECTION WELL 13 (FA-05), SOUTH WASTE WATER TREATMENT	3	M
WWT-I-LOC-12WK-01	QUARTERLY INJECTION WELL INSTRUMENTATION PM	S	SWWT-S0814	INJECTION WELL 14 (FA-06), SOUTH WASTE WATER TREATMENT	3	M
WWT-I-LOC-12WK-01	QUARTERLY INJECTION WELL INSTRUMENTATION PM	S	SWWT-S0815	INJECTION WELL 15 (FA-07), SOUTH WASTE WATER TREATMENT	3	M
WWT-I-LOC-12WK-01	QUARTERLY INJECTION WELL INSTRUMENTATION PM	S	SWWT-S0816	INJECTION WELL 16 (FA-08), SOUTH WASTE WATER TREATMENT	3	M
WWT-I-LOC-12WK-01	QUARTERLY INJECTION WELL INSTRUMENTATION PM	S	SWWT-S0817	INJECTION WELL 17 (FA-09), SOUTH WASTE WATER TREATMENT	3	M
WWT-I-SMPA-4WK-01	MONTHLY AUTOMATIC REFRIGERATION SAMPLER PM	S	CWWT-C0000	CENTRAL DISTRICT WASTEWATER TREATMENT PLANT	4	W



WWT-I-ACTE-12WK-01	QUARTERLY ELECTRIC ACTUATOR PM	S	SWWT-S0280	FILTRATION SYSTEM AREA-NORTH, SOUTH WASTE WATER TREATMENT	12	W
WWT-I-ACTE-12WK-01	QUARTERLY ELECTRIC ACTUATOR PM	S	SWWT-S0282	FILTRATION SYSTEM AREA-SOUTH, SOUTH WASTE WATER TREATMENT	12	W
WWT-I-ANLH-12WK-01	QUARTERLY HYDROGEN ANALYZER PM	S	SWWT-S0742	ONSITE SODIUM HYPOCHLORITE GENERATION BLDG, SOUTH WASTE WATER TREATMENT	12	W
WWT-I-ANLPH-1WK-01	WEEKLY / QUARTERLY PH ANALYZER PM	S	CWWT-C1606	AIR SCRUBBER BUILDING 1, CENTRAL WASTE WATER TREATMENT	12	W
WWT-I-ANLPH-1WK-01	WEEKLY / QUARTERLY PH ANALYZER PM	S	CWWT-C1607	AIR SCRUBBER BUILDING 3, CENTRAL WASTE WATER TREATMENT	12	W
WWT-I-ANLPH-1WK-01	WEEKLY / QUARTERLY PH ANALYZER PM	S	CWWT-C2606	AIR SCRUBBER BUILDING 2, CENTRAL WASTE WATER TREATMENT	12	W
WWT-I-ANLPH-1WK-01	WEEKLY / QUARTERLY PH ANALYZER PM	S	CWWT-C2607	AIR SCRUBBER BUILDING 4, CENTRAL WASTE WATER TREATMENT	12	W
WWT-I-LOC-12WK-01	QUARTERLY INJECTION WELL INSTRUMENTATION PM	S	NWWT-N0801	INJECTION WELL 01, NORTH WASTE WATER TREATMENT	12	W
WWT-I-LOC-12WK-01	QUARTERLY INJECTION WELL INSTRUMENTATION PM	S	NWWT-N0802	INJECTION WELL 02, NORTH WASTE WATER TREATMENT	12	W
WWT-I-LOC-12WK-01	QUARTERLY INJECTION WELL INSTRUMENTATION PM	S	NWWT-N0803	INJECTION WELL 03, NORTH WASTE WATER TREATMENT	12	W
WWT-I-LOC-12WK-01	QUARTERLY INJECTION WELL INSTRUMENTATION PM	S	NWWT-N0804	INJECTION WELL 04, NORTH WASTE WATER TREATMENT	12	W
WWT-I-MET-12WK-01	QUARTERLY / SEMI-ANNUAL METER- FLOW VENTURI OR MAG FLOW PM	S	NWWT-N0742	AUXILIARY HYPOCHLORITE STORAGE AND DISTRIBUTION AREA	12	W
WWT-I-MET-12WK-01	QUARTERLY / SEMI-ANNUAL METER- FLOW VENTURI OR MAG FLOW PM	S	NWWT-N0743	PRETREAT/PSPS1 HYPOCHLORITE STORAGE AND DISTRIBUTION STATION	12	W
WWT-I-MET-12WK-01	QUARTERLY / SEMI-ANNUAL METER- FLOW VENTURI OR MAG FLOW PM	S	NWWT-N0856	EFFLUENT REUSE FILTRATION, NORTH WASTE WATER TREATMENT	12	W
WWT-I-MET-12WK-01	QUARTERLY / SEMI-ANNUAL METER- FLOW VENTURI OR MAG FLOW PM	S	NWWT-N1742	RSPS 3 HYPOCHLORITE STORAGE AND DISTRIBUTION STATION	12	W
WWT-I-MET-12WK-01	QUARTERLY / SEMI-ANNUAL METER- FLOW VENTURI OR MAG FLOW PM	S	NWWT-N2742	PSPS2/SCRB BLDG HYPOCHLORITE STORAGE AND DISTRIBUTION STATION	12	W
WWT-I-MET-12WK-01	QUARTERLY / SEMI-ANNUAL METER- FLOW VENTURI OR MAG FLOW PM	S	SWWT-S0280	FILTRATION SYSTEM AREA-NORTH, SOUTH WASTE WATER TREATMENT	12	W
WWT-I-MET-12WK-01	QUARTERLY / SEMI-ANNUAL METER- FLOW VENTURI OR MAG FLOW PM	S	SWWT-S0282	FILTRATION SYSTEM AREA-SOUTH, SOUTH WASTE WATER TREATMENT	12	W
WWT-I-MET-12WK-01	QUARTERLY / SEMI-ANNUAL METER- FLOW VENTURI OR MAG FLOW PM	S	SWWT-S0710	SLUDGE DEWATERING BUILDING, SOUTH WASTE WATER TREATMENT	12	W
WWT-I-METLU-12WK-01	INST-QUARTERLY METER, ULTRASONIC LEVEL PM	S	SWWT-S0280	FILTRATION SYSTEM AREA-NORTH, SOUTH WASTE WATER TREATMENT	12	W
WWT-I-METLU-12WK-01	INST-QUARTERLY METER, ULTRASONIC LEVEL PM	S	SWWT-S0282	FILTRATION SYSTEM AREA-SOUTH, SOUTH WASTE WATER TREATMENT	12	W

WWT-I-METPMA-12WK-01	QUARTERLY METER- PRESSURE MANOMETER PM	S	CWWT-C1675	DIGESTER CLUSTER CONTROL BUILDING 1/PLANT 1, CENTRAL WASTE WATER TREATMENT	12	W
WWT-I-METPMA-12WK-01	QUARTERLY METER- PRESSURE MANOMETER PM	S	CWWT-C1680	DIGESTER CLUSTER CONTROL BUILDING 2/PLANT 1, CENTRAL WASTE WATER TREATMENT	12	W
WWT-I-METPMA-12WK-01	QUARTERLY METER- PRESSURE MANOMETER PM	S	CWWT-C2675	DIGESTER CLUSTER CONTROL BUILDING 1/PLANT 2, CENTRAL WASTE WATER TREATMENT	12	W
WWT-I-METPMA-12WK-01	QUARTERLY METER- PRESSURE MANOMETER PM	S	CWWT-C2680	DIGESTER CLUSTER CONTROL BUILDING 2/PLANT 2, CENTRAL WASTE WATER TREATMENT	12	W
WWT-I-METPMA-12WK-01	QUARTERLY METER- PRESSURE MANOMETER PM	S	CWWT-C2685	DIGESTER CLUSTER CONTROL BUILDING 3/PLANT 2, CENTRAL WASTE WATER TREATMENT	12	W
WWT-I-METPMA-12WK-01	QUARTERLY METER- PRESSURE MANOMETER PM	S	CWWT-C2690	DIGESTER CLUSTER CONTROL BUILDING 4/PLANT 2, CENTRAL WASTE WATER TREATMENT	12	W
WWT-I-MNTC-12WK-01	QUARTERLY COMBUSTIBLE GAS/L.E.L. MONITOR PM	S	C162114OT1I NST	O2 TRAIN 1-OXYGEN INSTRUMENTATION SYSTEM	12	W
WWT-I-MNTC-12WK-01	QUARTERLY COMBUSTIBLE GAS/L.E.L. MONITOR PM	S	C162214OT2I NST	O2 TRAIN 2-OXYGEN INSTRUMENTATION SYSTEM	12	W
WWT-I-MNTC-12WK-01	QUARTERLY COMBUSTIBLE GAS/L.E.L. MONITOR PM	S	C162314OT3N ST	O2 TRAIN 3-OXYGEN INSTRUMENTATION SYSTEM	12	W
WWT-I-MNTC-12WK-01	QUARTERLY COMBUSTIBLE GAS/L.E.L. MONITOR PM	S	C262114OT1I NST	O2 TRAIN 1-OXYGEN INSTRUMENTATION SYSTEM	12	W
WWT-I-MNTC-12WK-01	QUARTERLY COMBUSTIBLE GAS/L.E.L. MONITOR PM	S	C262214OT2N ST	O2 TRAIN 2-OXYGEN INSTRUMENTATION SYSTEM	12	W
WWT-I-MNTC-12WK-01	QUARTERLY COMBUSTIBLE GAS/L.E.L. MONITOR PM	S	C262314OT3N ST	O2 TRAIN 3-OXYGEN INSTRUMENTATION SYSTEM	12	W
WWT-I-MNTC-12WK-01	QUARTERLY COMBUSTIBLE GAS/L.E.L. MONITOR PM	S	C262414OT4N ST	O2 TRAIN 4-OXYGEN INSTRUMENTATION SYSTEM	12	W
WWT-I-MNTHS-12WK-01	QUARTERLY/ANNUAL HYDROGEN SULFIDE MONITOR PM	S	SWWT-S0710	SLUDGE DEWATERING BUILDING, SOUTH WASTE WATER TREATMENT	12	W
WWT-I-RCR-12WK-01	QUARTERLY / 6 MONTH CHART RECORDER PM	S	CWWT-C1651	RETURN SLUDGE STATION 1/PLANT 1, CENTRAL WASTE WATER TREATMENT	12	W
WWT-I-RCR-12WK-01	QUARTERLY / 6 MONTH CHART RECORDER PM	S	CWWT-C1652	RETURN SLUDGE STATION 2/PLANT 1, CENTRAL WASTE WATER TREATMENT	12	W
WWT-I-RCR-12WK-01	QUARTERLY / 6 MONTH CHART RECORDER PM	S	CWWT-C1653	RETURN SLUDGE STATION 3/PLANT 1, CENTRAL WASTE WATER TREATMENT	12	W

WWT-I-RCR-12WK-01	QUARTERLY / 6 MONTH CHART RECORDER PM	S	CWWT-C2651	RETURN SLUDGE STATION 1/PLANT 2, CENTRAL WASTE WATER TREATMENT	12	W
WWT-I-RCR-12WK-01	QUARTERLY / 6 MONTH CHART RECORDER PM	S	CWWT-C2652	RETURN SLUDGE STATION 2/PLANT 2, CENTRAL WASTE WATER TREATMENT	12	W
WWT-I-RCR-12WK-01	QUARTERLY / 6 MONTH CHART RECORDER PM	S	CWWT-C2653	RETURN SLUDGE STATION 3/PLANT 2, CENTRAL WASTE WATER TREATMENT	12	W
WWT-I-RCR-12WK-01	QUARTERLY / 6 MONTH CHART RECORDER PM	S	CWWT-C2654	RETURN SLUDGE STATION 4/PLANT 2, CENTRAL WASTE WATER TREATMENT	12	W
WWT-I-RCR-12WK-01	QUARTERLY / 6 MONTH CHART RECORDER PM	S	CWWT-C2655	RETURN SLUDGE STATION 5/PLANT 2 CENTRAL WASTE WATER TREATMENT	12	W
WWT-I-SCL-12WK-01	QUARTERLY CHLORINE SCALE PM	S	CWWT-C1740	CHLORINE BUILDING 1, CENTRAL WASTE WATER TREATMENT	12	W
WWT-I-SCL-12WK-01	QUARTERLY CHLORINE SCALE PM	S	CWWT-C2740	CHLORINE BUILDING 2, CENTRAL WASTE WATER TREATMENT	12	W
WWT-I-SWT-12WK-01	QUARTERLY SWITCH PM	S	CWWT-C0616	OXYGEN PRODUCTION FACILITY 1, CENTRAL WASTE WATER TREATMENT	12	W
WWT-I-SWT-12WK-01	QUARTERLY SWITCH PM	S	CWWT-C1616	OXYGEN PLANT 1, CENTRAL WASTE WATER TREATMENT	12	W
WWT-I-SWT-12WK-01	QUARTERLY SWITCH PM	S	CWWT-C1740	CHLORINE BUILDING 1, CENTRAL WASTE WATER TREATMENT	12	W
WWT-I-SWT-12WK-01	QUARTERLY SWITCH PM	S	CWWT-C2616	OXYGEN PLANT 2, CENTRAL WASTE WATER TREATMENT	12	W
WWT-I-SWT-12WK-01	QUARTERLY SWITCH PM	S	CWWT-C2740	CHLORINE BUILDING 2, CENTRAL WASTE WATER TREATMENT	12	W
WWT-I-SWT-12WK-01	QUARTERLY SWITCH PM	S	NWWT-N0616	OXYGEN PRODUCTION FACILITY 1, NORTH WASTE WATER TREATMENT	12	W
WWT-I-SWT-12WK-01	QUARTERLY SWITCH PM	S	NWWT-N0618	OXYGEN STORAGE FACILITY, NORTH WASTE WATER TREATMENT	12	W
WWT-I-SWT-12WK-01	QUARTERLY SWITCH PM	S	NWWT-N1616	OXYGEN PLANT 1, NORTH WASTE WATER TREATMENT	12	W
WWT-I-SWT-12WK-01	QUARTERLY SWITCH PM	S	NWWT-N2616	OXYGEN PLANT 2, NORTH WASTE WATER TREATMENT	12	W
WWT-I-SWT-12WK-01	QUARTERLY SWITCH PM	S	S176564GEN01	MAIN SWITCH BLDG 2-GENERATOR 1 SYS	12	W
WWT-I-SWT-12WK-01	QUARTERLY SWITCH PM	S	S176564GEN02	MAIN SWITCH BLDG 2-GENERATOR 2 SYS	12	W
WWT-I-SWT-12WK-01	QUARTERLY SWITCH PM	S	S176564GEN03	MAIN SWITCH BLDG 2-GENERATOR 3 SYS	12	W
WWT-I-SWT-12WK-01	QUARTERLY SWITCH PM	S	S176564GEN04	MAIN SWITCH BLDG 2-GENERATOR 4 SYS	12	W

WWT-I-SWT-12WK-01	QUARTERLY SWITCH PM	S	S176564GEN05	MAIN SWITCH BLDG 2-GENERATOR 5 SYS	12	W
WWT-I-SWT-12WK-01	QUARTERLY SWITCH PM	S	S176564GEN06	MAIN SWITCH BLDG 2-GENERATOR 6 SYS	12	W
WWT-I-SWT-12WK-01	QUARTERLY SWITCH PM	S	S176564GEN07	MAIN SWITCH BLDG 2-GENERATOR 7 SYS	12	W
WWT-I-SWT-12WK-01	QUARTERLY SWITCH PM	S	SWWT-S0616	OXYGEN PRODUCTION FACILITY 1, SOUTH WASTE WATER TREATMENT	12	W
WWT-I-SWT-12WK-01	QUARTERLY SWITCH PM	S	SWWT-S1616	OXYGEN PLANT 1, SOUTH WASTE WATER TREATMENT	12	W
WWT-I-SWT-12WK-01	QUARTERLY SWITCH PM	S	SWWT-S2616	OXYGEN PLANT 2, SOUTH WASTE WATER TREATMENT	12	W
WWT-I-SWT-12WK-01	QUARTERLY SWITCH PM	S	SWWT-S3617	OXYGEN PLANT 3, SOUTH WASTE WATER TREATMENT	12	W
WWT-I-MNTC-26WK-01	SEMI-ANNUAL/ ANNUAL - COMBUSTIBLE GAS/L.E.L. PM	S	CWWT-C1675	DIGESTER CLUSTER CONTROL BUILDING 1/PLANT 1, CENTRAL WASTE WATER TREATMENT	52	W
WWT-I-MNTC-26WK-01	SEMI-ANNUAL/ ANNUAL - COMBUSTIBLE GAS/L.E.L. PM	S	CWWT-C1680	DIGESTER CLUSTER CONTROL BUILDING 2/PLANT 1, CENTRAL WASTE WATER TREATMENT	52	W
WWT-I-MNTC-26WK-01	SEMI-ANNUAL/ ANNUAL - COMBUSTIBLE GAS/L.E.L. PM	S	CWWT-C2675	DIGESTER CLUSTER CONTROL BUILDING 1/PLANT 2, CENTRAL WASTE WATER TREATMENT	52	W
WWT-I-MNTC-26WK-01	SEMI-ANNUAL/ ANNUAL - COMBUSTIBLE GAS/L.E.L. PM	S	CWWT-C2680	DIGESTER CLUSTER CONTROL BUILDING 2/PLANT 2, CENTRAL WASTE WATER TREATMENT	52	W
WWT-I-MNTC-26WK-01	SEMI-ANNUAL/ ANNUAL - COMBUSTIBLE GAS/L.E.L. PM	S	CWWT-C2685	DIGESTER CLUSTER CONTROL BUILDING 3/PLANT 2, CENTRAL WASTE WATER TREATMENT	52	W
WWT-I-MNTC-26WK-01	SEMI-ANNUAL/ ANNUAL - COMBUSTIBLE GAS/L.E.L. PM	S	CWWT-C2690	DIGESTER CLUSTER CONTROL BUILDING 4/PLANT 2, CENTRAL WASTE WATER TREATMENT	52	W
WWT-I-MNTHS-12WK-01	QUARTERLY/ANNUAL HYDROGEN SULFIDE MONITOR PM	S	CWWT-C1675	DIGESTER CLUSTER CONTROL BUILDING 1/PLANT 1, CENTRAL WASTE WATER TREATMENT	52	W
WWT-I-MNTHS-12WK-01	QUARTERLY/ANNUAL HYDROGEN SULFIDE MONITOR PM	S	CWWT-C1680	DIGESTER CLUSTER CONTROL BUILDING 2/PLANT 1, CENTRAL WASTE WATER TREATMENT	52	W
WWT-I-MNTHS-12WK-01	QUARTERLY/ANNUAL HYDROGEN SULFIDE MONITOR PM	S	CWWT-C2675	DIGESTER CLUSTER CONTROL BUILDING 1/PLANT 2, CENTRAL WASTE WATER TREATMENT	52	W

WWT-I-MNTHS-12WK-01	QUARTERLY/ANNUAL HYDROGEN SULFIDE MONITOR PM	S	CWWT-C2680	DIGESTER CLUSTER CONTROL BUILDING 2/PLANT 2, CENTRAL WASTE WATER TREATMENT	52	W
WWT-I-MNTHS-12WK-01	QUARTERLY/ANNUAL HYDROGEN SULFIDE MONITOR PM	S	CWWT-C2685	DIGESTER CLUSTER CONTROL BUILDING 3/PLANT 2, CENTRAL WASTE WATER TREATMENT	52	W
WWT-I-MNTHS-12WK-01	QUARTERLY/ANNUAL HYDROGEN SULFIDE MONITOR PM	S	CWWT-C2690	DIGESTER CLUSTER CONTROL BUILDING 4/PLANT 2, CENTRAL WASTE WATER TREATMENT	52	W
WWT-I-CNTPLC-104W-01	BIANNUAL PLC BATTERY REPLACEMENT	S	WWPLANTS- NWWT	NORTH DISTRICT, WASTE WATER TREATMENT PLANT	104	W

# APPENDIX D

## List of Insurance Items / Critical Spare Parts List

ABC Class	Part	Part Description
C	2520050024167	U-JOINT, FOR LEFT PUMP AT 4TH AND 9TH ST. STATIONS, F.M. 20 PUMP
C	2520050024168	CROSS, ASSY., W/CAP NEEDLE BEARING, LEFT PUMP AT 4TH AND 9TH STAT., F.M. 20
C	2815050029409	COIL, SHIELDED, ALL ENGINES
B	2815050033473	PUMP, LUBE OIL, ENGINE MODEL 12GT2B
C	2815050033483	SLEEVE, ENGINE MODEL 12GT2B
C	2815050034011	NOZZLE
C	2815050034014	CAP
A	2815050034120	PISTON, FOR MODEL # GTLB
A	2815050035336	AFTERCOOLER, SIZE 05072, S/N 9311500-0102
A	2815050038729	MANIFOLD, EXHAUST, DIESEL GENERATORS
C	2895050033634	ROD, PUSH, FOR ENGINE MODEL 12GT2B
C	2895050033635	FOLLOWER, CAM, FOR ENGINE MODEL 12GT2B
C	2895050033642	DRIVE, GOVERNOR, ASSEMBLY, FOR ENGINE MODEL 12GT2B
C	2895050033644	TURBOCHARGER, FOR ENGINE MODEL 12GT2B
C	2895050035344	TURBOCHARGER, FOR HERCULES D4800 ENGINE
C	2910050033487	FILTER, INLINE GAS, ENGINE MODEL 12GT2B
C	2910050035351	FILTER, FUEL
C	2930050033468	PUMP, WATER, ENGINE MODEL 12GT2B
C	2930050033469	INTERCOOLER, WATER PUMP, ENGINE MODEL 12GT2B
C	2930050033648	INTERCOOLER, 4-PASS, FOR ENGINE MODEL 12GT2B
B	2940000838741	FILTER, LUBE OIL, EMD/GM (NO SUBSTITUTES)
C	2940050035332	FILTER, AIR, FOR HATZ DIESEL ENGINE, TYPE 4M40B,S/N 801790002158
C	3010050014239	COUPLING, DRIVE HALF, FOR B.J. EFF PUMP 806E1073
C	3010050023425	COUPLING, OMEGA ELEMENT E30, CENTRIFUGE PB063330021
C	3010050024134	SLEEVE, SURE-FLEX COUPLING, 6JE
C	3020050006294	GEAR, DRIVER, COUNTER BEVEL
C	3020050023860	GEAR, FOR MIXER MODEL G-5, S/N 43418-3, (ITEM #4)
C	3020050025753	A-GEAR, FOR ELECTRONIC TRANSMITTER MODEL#U251-2, SER.#45062-2
C	3020050026326	SPROCKET, PD, 2 PIECES, MAT#133-5T-12.00 (DO NOT REORDER)
C	3020050026330	SPROCKET, SPLIT, 2 PIECES 45 PD FABRICATED STEEL,4 7/16 , MAT.#133-19T-36
B	3020050026331	SPROCKET, FABRICATED STEEL, 4 7/16 BORE MAT#H1030-55T-53
C	3020050026340	SPROCKET, PD FABRICATED STEEL, 5 1/4 X 5 L HUB CENTER 3 7/16 BORE W/2 SET SCREWS
B	3020050026342	SPROCKET, WITH SHEAR PIN DEVICE
C	3020050027732	BEARING, TAKE-UP SCREW AR HEAD SHAFT, FOR ENVIREXTRAVELING WATER SCREEN
B	3020050029362	CHAIN, DRIVE, 83 LINKS, 18 ', FOR NON-METALLIC RECTANGULAR CLARIFIER, W/SS BANDS
C	3020050030091	PINION, PRIMARY, FOR SYNCHRO GEAR HEAD ASSY. FRAME 15182T30, S/N F1760215, VARI-
C	3020050030097	SHAFT, FOR SYNCHRO GEAR HEAD ASSY. FRAME15182T30,S/N F1760215, VARI-DRIVE
C	3020050030101	CAP, BEARING, FOR SYNCHRO GEAR HEAD ASSY. FRAME 15182T30, S/N F1760215, VARI-DRI
B	3020050032642	SPROCKET, DRIVEN KEYED SPLIT, FOR NON-METALLIC RECTANGULAR CLARIFIER (23 TOOTH)
C	3020050034198	SPROCKET, 25 T - 5.340 DIA., W/SPACER
B	3020050034199	SPROCKET, 23 T - 5.340 DIA., W/SPACER
B	3020050034200	SPROCKET, 23 T 4 7/16 DIA. SPLIT
B	3020050034201	SPROCKET, 23 T 3 7/16 DIA. SPLIT
C	3020050034203	SPROCKET, DRIVE ASSEMBLY, II T. & SHEAR PIN CAST NYLON
B	3020050035565	DRIVE, GEAR, RATIO 1200:1, S/N 14T-34100, 11 OUTPUT SHAFT, W/MOTOR FRAME CK560
A	3020050035566	DRIVE, GEAR, S/N 15T-34100, 11 OUTPUT SHAFT W/MOTOR FRAME CK560, 460V, 3/4 HP
C	3020050035630	GEAR, ELECTRIC ACTUATOR
C	3020050035639	GEAR, 23T, ELECTRIC ACTUATOR
B	3020050039579	LINK, ATTACHMENT, F-22-8
C	3020050039580	PIN, CONECTING, W/NM CLIP
C	3030005290474	BELT, V (B81)
C	3030050006870	BELT, FAN, MATCHED SET OF 8, ELECTROMOTIVE # 8419006
C	3030050035076	BELT, V
C	3030050039589	BELT, FOR FR 15, S/N 6102440-021, F1760215 MOTOR VARIDRIVE FRAME ASSY
C	3040050026047	SHAFT, S/S., FOR ROTATING DISC TYPE DRIPTRAP, 6 QT CAPACITY, FIG.246

A	3040050026329	FOOT, SHAFT ASSEMBLY, 2 PIECES
C	3110001000355	BEARING, CUP, TAPERED ROLLER, SINGLE ROW, STRAIGHT BORE
C	3110001000636	BEARING, CUP, TAPERED ROLLER, SINGLE ROW, STRAIGHT BORE
C	3110001000728	BEARING, CONE, TAPERED ROLLER, SINGLE ROW, STRAIGHT BORE
C	3110001003129	BEARING, CONE, TAPERED ROLLER, SINGLE ROW, STRAIGHT BORE
C	3110001003153	BEARING, CONE, TAPERED ROLLER, SINGLE ROW, STRAIGHT BORE
C	3110001030626	BEARING, TAPERED ROLLER-CUP= 572D, CONE= 580, SPACER= X1S-580, SET= 2 CONES, 1 C
C	3110001204465	BEARING, UNGROUND, BANDED THRUST BEARING
C	3110001568194	BEARING, TAPERED ROLLER, SINGLE ROW, STRAIGHT BORE,
C	3110002770636	BEARING, CUP, TAPERED ROLLER, SINGLE ROW, STRAIGHT BORE
C	3110002770637	BEARING, CONE, TAPERED ROLLER, SINGLE ROW, STRAIGHT BORE
C	3110004487401	BEARING, TAPERED ROLLER, SINGLE ROW, STRAIGHT BORE, CUP=HM516410, CONE=HM516442
C	3110008435867	BEARING, TAPERED ROLLER, SINGLE ROW, STRAIGHT BORE, CONE=46780, CUP=46720
C	3110009052788	BEARING, TAPERED ROLLER-CUP=472D, CONE=482, SPACER=X1S-482, SET=2 CONES, 1 CUP,
C	3110010133083	BEARING, CUP, TAPERED ROLLER, METRIC SERIES
C	3110010134036	BEARING, CONE, TAPERED ROLLER, METRIC SERIES
C	3110050008435	BEARING, FOR 6 GAS BOOSTER REGULATOR VALVE, VAREC #P2-10 (SMT SR-8)
C	3110050008437	BEARING, RADIAL, P/N 1003201, WEMCO TORQUE PUMP 4X 4, ITEM #23
C	3110050025403	BEARING, LINK, #86, FOR MASON SIGMA F ACTUATOR
B	3110050032902	BEARING, COMPRESSOR MOD. 10GB AC 20, (A.
C	3110050034942	BEARING, TAPER BORE
C	3110050035677	BEARING, OUTBOARD, CHEMICAL RECIRCULATION PUMP(DURCO 1K121)
C	3110050037852	BEARING, THRUST, EFFLUENT DRIVE 1-4
A	3110050039046	BEARING, MARINE, COLUMN PUMP
A	3110050039047	BEARING, MARINE, IMPELLER PUMP
C	3120050012209	BEARING, 5X276, FOR CENTAC COMPRESSOR MODEL 3C80M3, S/N M80-1873
C	3120050013708	BUSHING, FOR REGULATOR, BACK PRESSURE TYPE (UPSTREAM CONTROL) SIZE 6 , FIG.180
A	3120050014234	BEARING, BOTTOM, #104, FOR B.J. EFF. PUMP 806E1073
A	3120050014235	BUSHING, THROTTLE, #232, FOR B.J. EFF. PUMP 806E1073
C	3120050018827	BUSHING, GUIDE, (C) SERIES 50-202 EVAPORATOR, S/N24719-29366 & 29367 & 29368
C	3120050025421	BUSHING, MOTOR AND DRIVEN END, FOR FR 15, S/N 6102440-021, F1760215 MOTOR VARIDR
C	3120050032617	BEARING, MAIN COLLECTOR, FOR NON-METALLIC RECTANGULAR CLARIFIER
B	3120050032618	BEARING, MAIN COLLECTOR, FOR NON-METALLIC RECTANGULAR CLARIFIER
C	3120050034432	BUSHING, THROTTLE, FOR PUMP SIZE 10 X 8 X 14 - U1314B
C	3120050034684	BUSHING, THROTTLE
C	3120050035109	BEARING, INBOARD (PATTERSON 74010188-0825), PS 536
C	3130050012309	BEARING, PILLOW BLOCK (MARLOW PUMP 2951200)
C	4010050026335	DRIVING, SHEAR PIN HUB DEVICE, FOR GRIT COLLECTOR
C	4020050041319	ROPE, 5/16", POLYESTER BRAID, 600 FT ROL
C	4130050030320	FILTER, FOAM FILTER MATERIAL, 1/2 X 4' X 25', USED ON LIFT PUMP MOTORS STA.348
A	4130050040850	AIR CONDITIONER, 10,000 BTU, 230V, 1 PHASE, UNIT SYSTEM FOR PLANT VFD
C	4140050007681	FILTER, DISP/CARTR, MODEL 150B AIR PURIF,EXPIRES30 MTHS FROM DATE ON LABEL
C	4140050016340	DIAPHRAGM, REPLACEMENT KIT
C	4140050027357	HOSE, WITH QUICK DISCONNECT, 12' HOSE, SAE 100R7,3/16WP, 3K PSI, USES 51/56 FITT
C	4140050027358	LOAD CELL, WITH QUICK DISCONNECT, HOSE FOR CHLOR SCALE MODEL 12D80
C	4140050036259	FILTER, POLYPROPYLENE, 20 , 5 MICRON
C	4140050036260	FILTER, POLYPROPYLENE, 20 , 10 MICRON
C	4310008137483	COMPRESSOR, PISTON AIR, 1/6HP, FREE AIR FLOW AT 100PSI 0.38 CFM, 20PSI 1.0 CFM
B	4310050004255	COMPRESSOR, AIR, 1/6HP, HORIZ 2 GAL TANK MOUNT, MAX PRESS .5CFM, 115VAC, 4.3 AMP
B	4310050004679	COMPRESSOR, AIR,OIL LESS, 1/6 HP, 115 VOLT, SINGLECYLINDER, 60HZ
C	4310050009420	FILTER/REGULATOR, 1/2 NPT PIGGYBACK, 125 PSI AIRLINE, 12 CFM MAX
C	4310050009759	CABLE, VIBRATION, FOR AIR COMPRESSOR TA-60, U-63 OXYGEN GENERATING PLANT
C	4310050009760	CABLE, VIBRATION ASSY, FOR AIR COMPRESSOR TA-60, U-63 OXYGEN GENERATING PLANT
C	4310050012229	COVER, 8X1784-2, FOR CENTAC COMPRESSOR MODEL 3C80M3, S/N M80-1873
C	4310050015297	COMPRESSOR, AIR, W/ELECTRIC 1/8HP MOTOR,115V,W/THERMAL OVERLOAD (NO SUBSTITUTION
C	4310050025417	VARIDISC, STATIONARY MOTOR, FOR FR 15, S/N 6102440-021, F1760215 VARIDRIVE



C	4310050025418	VARIDISC, STATIONARY DRIVEN, FOR FR 15, S/N 6102440-021, F1760215 VARIDRIVE
C	4310050025419	SHIFTING, SUB ASSY., VARIDISC, ON FR 15, S/N 6102440-021, F1760215 MOTOR VARIDR.
C	4310050025420	VARIDISC, ADJUSTABLE DRIVE, FOR FR 15, S/N 6102440-021, F1760215 MOTOR VARIDRIVE
C	4310050025577	FILTER, AIR SUCTION
C	4310050032886	COOLER, 90% NICKEL, FOR CENTAC COMPRESSOR MODEL 3C80M3, S/N M80-1873
B	4310050035341	COMPRESSOR, AIR, SIZE 7.5 X 4 X 4
C	4310050039508	KIT, REPAIR PARTS, VAV1
C	4310050039509	KIT, REPAIR PARTS, VAV4
B	4310050041371	FILTER, SS MESH ELEMENT, DIGESTER GAS COMPRESSOR
C	4320001807860	SLEEVE, IMPELLER, MODEL 114, 115, 116, AND MODEL J05BF, S/N 7615302-2, INTERCHAN
C	4320003535181	PLATE, WEAR, FOR PUMP MODEL 13A2-B
C	4320003535188	WEIGHT, LARGE, FOR PUMP MODEL 14A2-B
C	4320004078522	PLATE, WEAR, FOR PUMP MODEL 14A2-B, 14A11-B
C	4320004278586	WEIGHT, SMALL, FOR PUMP MODEL 14A2-B
C	4320004807397	RING, SLINGER, FOR PUMP MODEL 14A2-B
C	4320004963679	PLATE, COVER, FOR PUMP MODELS T3A3-B, T4A3-B, T6A3-B, T8A3-B, 14A2-B
C	4320010094334	SLEEVE, SHAFT, FOR PUMP MODELS T3A3-B, T4A3-B, T6A3-B, T8A3-B, 14A2-B
C	4320010094335	PLATE, WEAR, FOR PUMP MODEL T3A3-B
B	4320010224051	SHAFT, FOR PUMP MODEL T4A3-B, T6A3-B
C	4320011323132	VENT, AIR, FOR PUMP MODELS T3A3-B, T4A3-B, T6A3-B, T8A3-B, 14A2-B, W/AP-0802 BUS
C	4320050012250	CROSSHEAD
B	4320050012288	ROD, ASSEMBLY, CONNECTING
C	4320050012289	GLAND, PACKING, MARLOW PUMP MODEL HPE1142
C	4320050012329	COVER, VALVE
C	4320050012330	SEAT, VALVE, FOR MARLOW 11 PUMP MODEL HPE1142, S/N 575104
B	4320050012334	STUFFING BOX, MODEL HPE1142, S/N 575104
A	4320050012339	PLUNGER, 11 DIA., CR203, COATED
B	4320050012340	PLATE, WEAR
B	4320050012343	SLEEVE, SHAFT, FOR TRASH HOG CENTRIFUGAL PUMP, SPEC Q8363AA (NO SUBSTITUTIONS)
A	4320050012345	SHAFT
C	4320050012350	SLEEVE, LOCK PIN
C	4320050012357	GLAND, SUB-ASSY., PUMP S/N M26260, M26261, M26259, SIZE 14 X 12, MODEL 12ECD, ST
C	4320050012361	IMPELLER, CW, PUMP S/N M26260, M26261, M
C	4320050012540	FRONTHEAD, PUMP S/N K2T1065540-1, K2T1065540-2, 795004, 005, 008, 009, 010, 20
C	4320050012541	BACKHEAD, PUMP SIZE 20, MODEL 5712
C	4320050012547	GLAND, HALF, PUMP S/N 795004, 795005, 795008, 795009, 795010, 20, MODEL 5712, 4
C	4320050012550	COVER, THRUST BEARING, PUMP S/N 795004, 795005, 795008, 795009, 795010, 20, MOD
C	4320050012552	COVER, LOWER BEARING HSG., PUMP S/N 795004, 795005, 795008, 795009, 795010, 20,
C	4320050012556	LINER, OUTER, FOR FLEX COUPLING PERIPHERAL PUMP, S/N SR-4R-9BF, F.M. 6820, MODEL
C	4320050012580	FRONTHEAD, PUMP MODEL 5442-25, STA. 315
C	4320050012967	DEFLECTOR, PUMP S/N K2V1071261, K2V1071261-1, SIZE 6 X 8, MODEL 5433B, STA. 74
C	4320050012969	IMPELLER, CCW, 11 1/2 DIA., W/WEAR RING, PUMP S/N K2V1071261, K2V1071261-1, MOD
C	4320050013162	RING, LANTERN, FIG.7158/42760999, S/N 758278 AND 9
C	4320050013291	COVER, BEARING, PUMP S/N 1-04587-2-1, 1-04587-1-1, SIZE 6 X 5 X 17, MODEL 250-NS
C	4320050013424	SLEEVE, SHAFT, FOR PUMP MODEL 10MF21, SERIAL NO.80TP90567, FRAME 7
C	4320050013426	GLAND, FOR PUMP MODEL 10MF21, SERIAL NO. 80TP90567, FRAME 7
C	4320050013428	IMPELLER, 19, FOR PUMP MODEL 10MF21, FRAME #6
C	4320050013439	COVER, BEARING HOUSING, INBOARD, FOR PUMP MODEL 10MF21, 8MFV-18
C	4320050013441	COVER, BEARING HOUSING, OUTBOARD, FOR PUMP MODEL 10MF21
C	4320050013442	COVER, BEARING HOUSING, FOR PUMP MODEL 10MF21
C	4320050013451	COVER, HAND HOLE, FOR PUMP MODEL 10MF21
C	4320050013452	SHAFT, WITH KEY AND STUDFOR PUMP MODEL 10FM21
C	4320050013457	COVER, GASKET, LINE BEARING, FOR PUMP MODEL 10MF21
C	4320050013458	COVER, HAND HOLE GASKET, FOR PUMP MODEL 10MF21
C	4320050013461	FRAME, BEARING, FOR PUMP #10MF21, S/N 1-80TP90-567-7
C	4320050013474	PLATE, IMPELLER COVER, FOR PUMP MODEL 10MF21, 8MFV-18

C	4320050013528	COVER, STUFFING BOX, PUMP S/N 1-00841-2-1, 1-00841-1-1, SIZE 12 X 8 X 14, MODEL
C	4320050013670	SLEEVE, SHAFT, FOR PUMP TYPE ETA 80-250, S/N 112933-491 HEAT EXCHANGER PUMP HOT
C	4320050013672	GLAND, MECHANICAL SEAL, FOR PUMP TYPE ETA 80-250,S/N 112933-491 HEAT EXCHANGER
C	4320050013674	IMPELLER, FOR PUMP TYPE ETA 80-250, S/N 112933-491 HEAT EXCHANGE PUMP HOT CIRC.
C	4320050013678	COVER, BEARING, INBOARD, ON PUMP TYPE ETA 80-250,S/N 112933-491 HEAT EXCHANGER
C	4320050013679	COVER, BEARING, OUTBOARD, FOR PUMP TYPE ETA 80-250, S/N 112933-491 HEAT EXCHANGE
C	4320050013680	DEFLECTOR, FOR PUMP TYPE ETA 80-250, S/N 112933-491 HEAT EXCHANGER PUMP HOT CIRC
C	4320050013681	SHAFT, FOR PUMP TYPE ETA 80-250, S/N 112933-491 HEAT EXCHANGER PUMP HOT CIRC., I
C	4320050013682	CASING, WEAR RING, FOR PUMP TYPE ETA 80-250, S/N 112933-491 HEAT EXCHANGER PUMP
C	4320050013683	CASING, GASKET, FOR PUMP TYPE ETA 80-250, S/N 112933-491 HEAT EXCHANGER PUMP HOT
C	4320050013703	SHAFT, ROCKER, FOR 6 GAS BOOSTER REGULATOR VALVE
C	4320050013748	IMPELLER, R.H. ROTATION, PUMP MODEL VOSOM-4, S/N FA-11-8360B-1455
C	4320050014250	IMPELLER, 20 7/8 DIA., FOR EFFLUENT PUMP 806E1073
A	4320050014251	SHAFT, BOWL, #167, FOR B.J. EFF. PUMP 806E1073
B	4320050014254	RING, SPLIT, #256-3, FOR B.J. EFF.PUMP 806E1073
C	4320050014301	PUMP, RECIRCULATING, #A8202, 115 VOLT, 3100 RPM, 60 HZ, 1.63A, CLASS F, 1 FLANGE
C	4320050014738	PLATE, WEAR, FOR MODEL 30MPVP & 54DEG.MPVP,S/N 7778 8725, SIZE 3 , ROT-CCW
C	4320050014749	SLEEVE, FOR MODEL 30MP
C	4320050014750	SHAFT, FOR MODEL 30MP
C	4320050014754	CAP, BEARING, FOR MODEL 30MP
C	4320050014756	PLATE, SEAL, FOR MODEL 30MP
C	4320050014764	PLATE, LIP, FOR MODEL 30MP
C	4320050014766	PLATE, LIP, 7 5/32 DIA., FOR MODEL 30MP
C	4320050014767	IMPELLER, 7 5/32 DIA., FOR MODEL 30MP
C	4320050017860	HOUSING, BEARING, FOR PUMP MODEL T4A3-B
B	4320050017863	IMPELLER, FOR PUMP MODEL T4A3-B
C	4320050017864	CAP, BEARING, FOR PUMP MODEL T4A3-B
C	4320050017871	IMPELLER, FOR PUMP MODEL T6A3-B
C	4320050017872	HOUSING, BEARING, FOR PUMP MODEL T6A3-B
B	4320050017873	PLATE, WEAR, FOR PUMP MODEL T6A3-B
C	4320050017875	FLANGE, SUCTION, FOR PUMP MODEL T4A3-B
C	4320050017878	SHAFT, FOR PUMP MODEL T3A3-B
C	4320050017879	HOUSING, BEARING, FOR PUMP MODEL T3A3-B
C	4320050017880	FLANGE, SUCTION, FOR PUMP MODEL T6A3-B
C	4320050017882	IMPELLER, FOR PUMP MODEL T3A3-B
C	4320050017890	PLATE, SEAL, FOR PUMP MODEL T3A3-B
C	4320050017892	PLATE, SEAL, FOR PUMP MODEL T6A3-B
C	4320050017893	PLATE, BACK COVER, FOR PUMP MODEL T8A3-B (OLD PART NUMBER=12347-A)
C	4320050017894	PLATE, WEAR, FOR PUMP MODEL T8A3-B
C	4320050017895	IMPELLER, FOR PUMP MODEL T8A3-B, T4B3-B
C	4320050017896	PLATE, SEAL, FOR PUMP MODEL T8A3-B
C	4320050017899	CAP, BEARING, FOR PUMP MODEL T8A3-B
C	4320050017901	SHAFT, FOR PUMP MODEL T8A3-B
C	4320050017904	SLEEVE, SHAFT, FOR PUMP MODEL T8A3-B, T4B3-B
C	4320050017921	WEIGHT, SMALL, FOR PUMP MODEL 13A2-B
C	4320050017931	PLATE, END, FOR PUMP MODEL 13A2-B
C	4320050017933	IMPELLER, FOR PUMP MODEL 13A2-B
C	4320050017935	SHAFT, FOR PUMP MODEL 14A2-B
C	4320050017936	PEDESTAL, FOR PUMP MODEL 13A2-B
C	4320050017937	SHAFT, FOR PUMP MODEL 13A2-B
C	4320050017941	PLATE, SEAL, FOR PUMP MODEL 13A2-B
C	4320050017946	CAP, BEARING, FOR PUMP MODEL 14A2-B, 14A11-B
C	4320050017977	LINER, SEAL, FOR PUMP MODEL 13A2-B
C	4320050017979	PLATE, COVER, FOR PUMP MODEL T4A2-B
C	4320050017981	COVER, BACK, FOR PUMP MODEL T6A3-B
C	4320050017982	COVER, BACK, FOR PUMP MODEL T4A3-B

C	4320050017983	PLATE, SEAL, FOR PUMP MODEL T4A3-B
C	4320050017984	BAR, CLAMP, FOR PUMP MODELS T3A3-B, T4A3-B, T6A3-B, T8A3-B, 14A2-B
C	4320050018413	DEFLECTOR, OIL, OUTBOARD, PUMP S/N 811-3
C	4320050018414	DEFLECTOR, INBOARD, PUMP S/N 761-18845-2-3, SIZE10 X 8 X 14, MODEL 150-NSW
C	4320050018452	CARTRIDGE, BEARING, PUMP S/N 801-35149-1-1, & 1-2, & 1-3, SIZE 12 X 10 X 21 LC,
B	4320050018514	SHAFT, PUMP S/N 791-31739-4-2, SIZE 4 X 4 X 14, MODEL 300-NSWV
C	4320050018519	DEFLECTOR, OIL, PUMP S/N 751-14813-11-2,751-14813-11-1, SIZE 10 X 8 X 21, MODEL
B	4320050018534	IMPELLER, CCW, 13 3/8 , PUMP S/N 741-13455-3-2, SIZE 6 X 4 X 14, MODEL 400-NSWV,
B	4320050025064	PUMP, BELT DRIVE VACUUM,120V,MODEL D-150, PRECISION CAT# 5122005
C	4320050025161	FILTER, ELEMENT, 20 MICRON
C	4320050025350	GLAND, PACKING, CI, V516A, FOR MOD.#500 NCC, S/N 88205,-05, 4 X 6 X 3 1/8 L
C	4320050025359	SHAFT, STRESSPROOF STEEL, V1962B,MOD.500 NCC S/N 88205,-07, SIZE 4 X 6 X 3 1/8 L
C	4320050025360	IMPELLER, CW, (V1974)14 , MOD.500 NCC, S/N 88205,-07, SIZE 4 X 6 X 3 1/8 L
C	4320050025390	LINER, STRIP, HORIZ/VER DR. HEAD ASSY TYPE 24AS F/ 802S DUAL DR. 80S1 VERT/OUTER
C	4320050025422	WEDGE, END O LUBE,(MOTOR END), FOR FR 15 S/N 6102440-021, F1760215 VARIDRIVE
C	4320050025426	COLLAR, SPRING, FOR FR 15, S/N 6102440-021, F1760215 MOTOR VARIDRIVE FRAME ASSY
C	4320050025438	IMPELLER, FOR FLOW PUMP 4 X 4
C	4320050025441	RING, LANTERN, FOR FLOW PUMP 4 X 4
C	4320050025443	SLEEVE, SHAFT #17, FOR FLOW PUMP 4 X 4
C	4320050025444	SLEEVE, SHAFT #18, FOR FLOW PUMP 4 X 4
C	4320050025448	PLATE, WEAR, #29, FOR FLOW PUMP, 4 X 4
C	4320050025454	ELEMENT, FUSIBLE, FOR WASTE GAS BURNER PRESSURE RELIEF & FLAME TRAP-6 PIPE, FIG
C	4320050026978	GLAND, PACKING, #14
C	4320050027347	SHAFT, IMPELLER, SS, FOR FLOW PUMP 4 X 4
C	4320050028445	COVER, BEARING HOUSING, INBOARD, FOR PUMP MODEL 10MF21
C	4320050028560	GLAND, SUB-ASSY., PUMP S/N M26428-6431,
C	4320050028930	HOUSING, BEARING, FOR MODEL 30MP
C	4320050029186	GLAND, PACKED BOX, FOR MECHANICAL SEAL, FOR 4X4 MODEL 5000, S/N 7933V6656
C	4320050032307	SLEEVE, SHAFT, FOR PUMP MODEL 10MF21, SERIAL# 80TP90569, FRAME 6
B	4320050032506	PUMP, MOTOR, CENTRIFUFAL, (C) EVAPORATOR SERIES 50200, DRWG U27885
C	4320050032591	IMPELLER, CW, 10 3/4 , PUMP S/N 3R1-057416-0, SIZE4 , MODEL B5413, STA. 5
C	4320050033024	CAP, BEARING, FOR PUMP MODEL T8A3-B, T10A3-B
C	4320050033389	IMPELLER, FOR PUMP MODEL 135
C	4320050033531	IMPELLER, 10X8X17, PUMP S/N 349588, SIZE 10X8X17
C	4320050033533	SHAFT, PUMP S/N 349588, SIZE 10X8X17
C	4320050033535	CAGE, SEAL, PUMP S/N 349588, SIZE 10X8X17
C	4320050033540	SLEEVE, SHAFT, PUMP S/N 349588, SIZE 10X8X17
B	4320050033541	IMPELLER, PUMP S/N 348966, SIZE 2K 6X4-13A-11050
C	4320050033542	SHAFT, PUMP S/N 348966, PUMP S/N 348966, SIZE 2K 6X4-13A-11050
C	4320050033543	SLEEVE, SHAFT, PUMP S/N 348966, SIZE 2K 6X4-13A-11050
C	4320050033545	GASKET, REAR COVER, PUMP S/N 348966, SIZE 2K 6X4-13A-11050
C	4320050033606	IMPELLER, PUMP MODEL 12C4B, S/N 721104
C	4320050033609	SHAFT, IMPELLER, PUMP MODEL 12C4B, S/N 721104
C	4320050033661	PLATE, FRONT WEAR, FOR PUMP MODEL T10A3-B
C	4320050033810	SHAFT, IMPELLER, FOR PUMP MODEL 16C20-B, 10 SERIES, S/N 971367
C	4320050033811	SLEEVE, SHAFT, FOR PUMP MODEL 16C20-B, 10 SERIES,S/N 971367
C	4320050033815	PLATE, WEAR, ASSBLY, FOR PUMP MODEL 16C20-B, 10 SERIES, S/N 971367
A	4320050033910	PUMP, CENTRIFUGAL SUMP GUARD,ODOR CONTROL UNIT,W/5HP MOTOR & ACCS.S/N 17447/48
A	4320050033916	SLEEVE, SHAFT, FOR PUMP MODEL 12MNV-14, S/N 78ZUS8167-2
B	4320050033917	RING, IMPELLER WEARING, FOR PUMP MODEL 12MNV-14, S/N 78245-8167-2
C	4320050033923	RING, WEAR, SUCTION ELBOW, FOR PUMP MODEL 12MNV-14, S/N 78245-8167-2
A	4320050033924	HEAD, STUFFING BOX, FOR PUMP MODEL 12MNV-14, S/N 78245-8167-2
C	4320050033939	RING, WEAR, IMPELLER, FOR PUMP MODEL 14MNV24, S/N77ZUS-8132-4
C	4320050033942	RING, WEAR, SUCTION HEAD, FOR PUMP MODEL 14MNV24,S/N 77ZUS-8132-4
A	4320050033964	IMPELLER, WITH SS WEAR RINGS, 16.50 DIA., PUMP MODEL 8MF18A
B	4320050033966	SLEEVE, SHAFT, FOR PUMP MODEL 8MFV-18, S/N 80TP90624

C	4320050033967	RING, WEAR, IMPELLER, FOR PUMP MODEL 8MFV-18, S/N80TP90624
C	4320050033968	RING, WEAR, CASING, FOR PUMP MODEL 8MFV-18, S/N 80TP90624
C	4320050033973	STUFFING BOX, FOR PUMP MODEL 8MFV-18, S/N 80TP90624
C	4320050034295	SHAFT, HEAD
C	4320050034297	SLEEVE, SHAFT, (ITEM 619), FOR STA. 692, MODEL 20ECD
C	4320050034331	CARTRIDGE, END PLATE, PUMP S/N 811-37332-1-1, ST.156
C	4320050034333	COLLAR, THRUST, PUMP MODEL 39RXL, S/N 891A0350
C	4320050034335	GLAND, T-BOLT, FOR STA. 695, MODEL 1977C
C	4320050034340	IMPELLER, CCW, FOR STA. 695, MODEL 1977C
C	4320050034349	SHAFT, PUMP S/N 87311, STA. 22, S/N 1-64723-01-1, STA.690
C	4320050034350	STUFFING BOX, PUMP S/N 87311, STA. 22, S/N 1-64723-01-1, STA.690
C	4320050034354	GLAND, PUMP S/N 87311, STA. 22
C	4320050034357	IMPELLER, CCW, FOR STA. 610, PUMP MODEL 5433, SIZE 4 X 6, S/N K3T1059671-0
C	4320050034359	SLEEVE, SHAFT, FOR STA. 610, MODEL 5433, SIZE 4 X 6
C	4320050034360	GLAND, SOLID, FOR STA. 610, MODEL 5433, SIZE 4 X 6
C	4320050034433	SLEEVE, IMPELLER, FOR PUMP SIZE 10 X 8 X 14-U1314B
C	4320050034434	SLEEVE, SHAFT, FOR PUMP SIZE 10 X 8 X 14-U1314B
A	4320050034435	VOLUTE, PUMP 4 X 4 X 12 LC, 6 X 4 X 12LC, MODEL 300
C	4320050034683	SLEEVE
C	4320050034685	SLEEVE, IMPELLER
C	4320050034687	SLEEVE, SHAFT, S/N 791-31664-1-1
C	4320050034691	IMPELLER, ASSEMBLY, CW
C	4320050034693	HOUSING, DYN. SEAL
C	4320050034694	EXPELLER, SEAL
C	4320050034695	COVER, HOUSING
C	4320050034697	CASING
C	4320050034698	PLATE, WEAR
C	4320050034699	COVER, SUCTION, ASSEMBLY
C	4320050034701	COVER, BEARING
C	4320050034702	COVER, STUFFING BOX
C	4320050034703	PLATE, SEAL
C	4320050034711	IMPELLER, PUMP S/N 761-20076-1-1 (STA. 117), 861-39459-1-1 (STA. 176)
C	4320050034715	SHAFT
C	4320050034717	IMPELLER
C	4320050035013	PUMP, DIAPHRAGM METERING
C	4320050035035	VALVE, DIAPHRAGM TRI-PURPOSE, RELIEF 30-125 PSI
C	4320050035100	SLEEVE, SHAFT
C	4320050035101	RING, SLINGER
C	4320050035102	PLATE, SEAL
C	4320050035104	PLATE, WEAR, ASSEMBLY
C	4320050035105	COVER, ASSEMBLY
C	4320050035115	SHAFT, PUMP
C	4320050035116	IMPELLER, RIGHT HAND, 28.75 AVG. DIAMETER, MODEL20X24 S/N 90PT14791-8-F20
A	4320050035117	IMPELLER, LEFT HAND, 28.75 AVG. DIAMETER
C	4320050035315	IMPELLER, ASSEMBLY, CW, 19 DIAM., PUMP S/N 791-31800-1-2, 12 X 10 X 21
B	4320050035337	PUMP, 3 H.P., 208-230/460 VOLTS, PH 3, FRAME 145JM, IMPELLER SIZE 5.5 ,S/N502111
C	4320050035338	HOUSING ASSEMBLY, WATER PUMP MODEL D4800 DIESEL ENGINE, S/N 4024637
B	4320050035340	PUMP
C	4320050035410	KIT, CONVERSION, HYD1516-9906, W175A31A-0220, T20B325A-8180, 11FM4A0103-006
C	4320050035411	KIT, CONVERSION, HYD154-9906, D2A31B, 11FM4A0123-006, 11FM25A10005-006, ETC.
C	4320050035413	KIT, CONVERSION, HYD155-9906, D2A31C, 11FM4A0123-006, 11FM25A10005-006 ETC.
C	4320050035414	KIT, CONVERSION, HYD1518-9906, W300A31A-0220, THOD325C8180, 11FM4A0102-0006 ETC.
C	4320050035415	KIT, CONVERSION, HYD1519-9906, W350A3LA-0220, TG0E325B-8180, 11FM4A0102-006 ETC.
B	4320050035582	RING, CASE WEAR, FOR PUMP MODEL F20D, ITEM 25
C	4320050035648	CAGE, SEAL, CHEMICAL RECIRCULATION PUMP
C	4320050035653	IMPELLER, CD4M TRIM TO 8.750 , CHEMICAL RECIRCULATION PUMP

C	4320050035654	SHAFT, BB STEEL HOOK, CHEMICAL RECIRCULATION PUMP
C	4320050035655	SLEEVE, DC 8 WEAR, CHEMICAL RECIRCULATION PUMP
C	4320050035656	IMPELLER, CD4M TRIM TO 8.625 , CHEMICAL RECIRCULATION PUMP
C	4320050035657	SHAFT, BBCB 1 PC., CHEMICAL RECIRCULATION PUMP
C	4320050035658	IMPELLER, CD4M TRIM TO 12.500 , CHEMICAL RECIRCULATION PUMP
C	4320050035659	IMPELLER, CD4M TRIM TO 8.875 , CHEMICAL RECIRCULATION PUMP
C	4320050035660	IMPELLER, CD4M TRIM TO 8.0 , CHEMICAL RECIRCULATION PUMP
C	4320050035665	IMPELLER, CD4M TRIM TO 7.750 , CHEMICAL RECIRCULATION PUMP
C	4320050035666	SHAFT, BBC8 ONE PC., CHEMICAL RECIRCULATION PUMP
A	4320050035671	PUMP, 6 X 4-10/85 RV BARE W/CD4MCU WETTED PARTS, BBC8 SHAFT, 5 STAR 84 SEAL
C	4320050035672	PUMP, 6 X 4-13A/124RV BARE WITH CD4MCU WETTED PARTS, BBC8 SHAFT, 5 STAR 84 SEAL
A	4320050035673	PUMP, 3 X 1.5-82/76RV BARE W/CD4MCJ WETTED PARTS,BBC8 SHAFT,5START 84 SEAL
A	4320050035698	IMPELLER, CCW, WITH RINGS, DYNAMIC SEAL 4 X 4 X 14 PUMP
C	4320050035699	IMPELLER, CCW, DYNAMIC SEAL PUMP
C	4320050035758	IMPELLER, FOR SAMPLE PUMP MODEL 11 1/2A3B, S/N 900289
C	4320050035760	RING, SLINGER, FOR SAMPLE PUMP MODEL 11 1/2A3-B, S/N 900289
C	4320050035762	SHAFT, IMPELLER, FOR PUMP MODEL 11 1/2A3-B, S/N 900289
C	4320050035764	SLEEVE, SHAFT, FOR SAMPLE PUMP MODEL 11 1/2A3-B, S/N 900289
C	4320050035765	PLATE, WEAR, ASSEMBLY, FOR SAMPLE PUMP MODEL 11 1/2A3-B, S/N 900289
C	4320050035798	CASING, PUMP S/N 781-22581-11-1 & 2
C	4320050035800	PLATE, WEAR, PUMP S/N 781-22581-11-1 & 2
C	4320050035801	RING, WEAR, PUMP S/N 781-22581-11-1 & 2
B	4320050035803	SHAFT, PUMP S/N 781-22581-22-1 & 2
C	4320050035804	STUFFING BOX, PUMP S/N 781-22581-22-1 & 2
B	4320050035805	CASING, PUMP S/N 781-22581-22-1 & 2
C	4320050035806	COVER, SUCTION, PUMP S/N 781-22581-22-1 & 2
B	4320050035904	VOLUTE, COMPLETE UNIT, PUMP MODEL 14A2-B
C	4320050035905	CASING, COMPLETE, PUMP MODEL 13A2-B
C	4320050036005	IMPELLER
C	4320050036010	STUFFING BOX
C	4320050036012	RING, SHAFT RETURN
A	4320050036013	SLEEVE, SHAFT, EFFLUENT PUMPS MODEL 72 X 48 TYPE WCA, S/N 0842-7810 THRU 7813
B	4320050036014	SLEEVE, STUFFING BOX
C	4320050036016	GLAND, ASSEMBLY
C	4320050036017	CAGE, SEAL
C	4320050036018	COUPLING, HUB
C	4320050036098	CASING, PUMP S/N 76119601-1-1, SIZE 6 X4 X 10 LC
C	4320050036267	IMPELLER, 15 DIA., FOR GOULDS 3196XL, 8X10-15G, S/N 2768 758.1.2.3
C	4320050036268	IMPELLER
C	4320050036269	IMPELLER
C	4320050036273	SLEEVE, SHAFT
C	4320050036274	SLEEVE, SHAFT
C	4320050036276	SLEEVE, SHAFT
C	4320050036277	SLEEVE, SHAFT
C	4320050036278	SLEEVE, SHAFT
C	4320050036279	SLEEVE, SHAFT
C	4320050036280	SHAFT
C	4320050036281	SHAFT
C	4320050036291	CASING, LH & RH
C	4320050036293	CASING, LH & RH
C	4320050036294	CASING, LH & RH
C	4320050036295	CASING
C	4320050036296	CASING
C	4320050036297	SHAFT, FLOATING
C	4320050036298	IMPELLER
C	4320050036299	SHAFT

C	4320050036300	DISC, SUCTION
C	4320050036301	DISC, SUCTION
C	4320050036302	DISC, SUCTION
C	4320050036303	DISC, SUCTION
C	4320050037633	SHEARPELLER, FOR ITT AC PUMP MODEL 100
C	4320050037666	ELEMENT, MODEL # TAEQ-100, SERIAL #FO9812, FOR O2PLANT
C	4320050039389	PUMP, SIZE 125A, MODEL 042604100801, SAME AS S/N 25642,FOR POLY.SYS.@DEWAT.BLDG
C	4320050039869	SEPARATOR, WATER, UNOX TRAINS
C	4320050041261	KIT, REPAIR, 1/3 HP, WITH LIP SEALS AND BEARINGS AND O-RING KIT
C	4320050041262	KIT, REPAIR, 1/2 HP, WITH MECHANICAL SEALS AND BEARINGS AND O-RING KIT
C	4420050035998	HEAT EXCHANGER, EVAPORATOR S/N AX-51477, MODEL SERIES 50-200
C	4520050034671	HEATER, THAW, 200 KW, CAT. #TMI-24E 4XX (NO SUBSTITUTIONS)
C	4610011326237	ANODE, MAGNESIUM, FOR CHLORINATION SYSTEM
A	4610050014218	DISC, RUPTURE, FOR CHLORINE EVAPORATOR SERIES 50-202
C	4610050018825	STRAINER, (C) GAS PRESSURE REDUCING VALVE (PILOTED) SERIES 50-185, S/N AH11313,
C	4610050018838	SEGMENT, FOR SERIES 50-185 GAS PRESSURE REDUCING VALVE
C	4610050018839	HOLDER, SEGMENT, (C) SERIES 50-202 EVAPORATOR, S/N 24719-29366 & 29367 & 29368
C	4610050018870	RACK, FOR CHLORINATION SYSTEM
C	4610050018903	WINDOW, FOR 8000 LB. SERIES 800 V. NOTCH CHLORINATOR
C	4610050018905	ROD, CLAMPING, FOR 8000 LB. SERIES 800 V. NOTCH CHLORINATOR
C	4610050018926	HOUSING, CHECK, FOR 8000 LB. SERIES 800 V. NOTCH CHLORINATOR
C	4610050018929	BALL, FOR 10000 LB. SERIES 800 V. NOTCH CHLORINATOR, S/N V8080AL16198
C	4610050018937	STEM, FOR 10000 LB. SERIES 800 V. NOTCH CHLORINATOR, S/N V8080, AL16198
C	4610050018943	COLLAR, FOR 8000 LB. SERIES 800 V. NOTCH CHLORINATOR
C	4610050018954	ORIFICE, FOR 8000 LB. SERIES 800 V. NOTCH CHLORINATOR
C	4610050018966	DIAPHRAGM, FOR 8000 LB. SERIES 800 V. NOTCH CHLORINATOR
C	4610050018968	THROAT, INJECTOR, FOR 8000 LB. SERIES 800 V. NOTCH CHLORINATOR
C	4610050018970	STEM, PLUG, FOR 8000 LB. SERIES 800 V. NOTCH CHLORINATOR
C	4610050018991	BRACKET, MOUNTING, FOR 500 LB. SERIES 800 V. NOTCH CHLORINATOR, S/N V8004, S/N A
C	4610050019067	STOP, UPPER, FOR 8000 LB. SERIES 800 V. NOTCH CHLORINATOR
C	4610050019163	STOP, LOWER, FOR 8000 LB. SERIES 800 V. NOTCH CHLORINATOR
C	4610050019168	SEAT, (C) INJECTOR BODY # U23111
C	4610050019233	SEAT, FOR CHLORINATOR SERIES A-741
C	4610050019282	STEM, FOR 500 LB. SERIES V-800 CHLORINATOR
C	4610050019283	DIAPHRAGM, UNIT, (C) INJECTOR BODY #U23111
C	4610050019284	SEAT, FOR CHLORINATOR MODEL A-741
C	4610050019294	SEAT, FOR CHLORINATOR MODEL A-741
B	4610050019527	CELL, LOAD, AND BOTTOM PLATE, W/HOSE 12 FT
C	4610050019538	SHOES, CONTACT, FOR CHLORINE HOIST
C	4610050019539	SHOES, CONTACT, FOR CHLORINE HOIST PH.C12
C	4610050022837	YOKE, ASSEMBLY, CAPTIVE, FOR CHLORINATION SYSTEM
C	4610050022842	GUIDE, FOR AMMONIATOR SERIES 60-215, M/N U25382, S/N AF17599, CTR. VALVE U23457,
B	4610050022873	ORIFICE, FOR 2000 LB. SERIES V-800 CHLORINATOR, MODEL V-8020
C	4610050024094	BODY, FOR 10000 LB. SERIES 800 V. NOTCH CHLORINATOR, S/N V8080, AL16198
C	4610050029944	STEM, (C) 2 INJECTOR #4, V-NOTCH
C	4610050029945	DISC, (C) 2 INJECTOR #4, V-NOTCH
C	4610050029950	CHAMBER, PRESSURE, (C) 2 INJECTOR #4, V-NOTCH
C	4610050029953	HOLDER, SPRING, (C) 2 INJECTOR #4, V-NOTCH
C	4610050029955	BELLOFRAM, (C) 2 INJECTOR #4, V-NOTCH
C	4610050029956	COVER, (C) 2 INJECTOR #4, V-NOTCH
A	4610050030889	CYLINDER, FOR CHLORINE EVAPORATOR, SERIES 50-200,PLT#2
C	4610050032512	PROBE, TEMPERATURE, (C) EVAPORATOR SERIES 50-200,DRWG U27885
C	4610050032598	BLOCK, LOWER ROTAMETER, FOR CHLORINATOR MODEL V2100, S/N AR-37300
C	4610050032686	SEAT, BIAS SPRING, (C) VACUUM REGULATOR U28177, PRESSURE RELIEF VALVE U27550
C	4610050032687	ADJUSTER, (C) VACUUM REGULATOR U28177, PRESSURE RELIEF VALVE U27550
C	4610050032688	CAP, SPRING, (C) VACUUM REGULATOR U28177, PRESSURE RELIEF VALVE U27550

C	4610050032694	PLATE, BACKING, (C) VACUUM REGULATOR U28177, PRESSURE RELIEF VALVE U27550
C	4610050032698	BAFFLE, (C) VACUUM REGULATOR U28177, PRESSURE RELIEF VALVE U27550
C	4610050032699	FLANGE, W/SEAT UNIT, (C) VACUUM REGULATOR U28177,PRESS. RELIEF VALVE U27550
C	4610050032706	PLATE, BACKING, BOTTOM, (C) VACUUM REGULATOR U28177, PRESS. RELIEF VALVE U27550
C	4610050032707	PLATE, BACKING, TOP, (C) VACUUM REGULATOR U28177,PRESSURE RELIEF VALVE U27550
C	4610050032709	STEM, (C) VACUUM REGULATOR U28177, PRESSURE RELIEF VALVE U27550
C	4610050033391	STEM, CAM, FOR V-2000 CHLORINATOR
C	4610050033395	BLOCK, V-NOTCH PLUG, FOR V-2000 CHLORINATOR
C	4610050033397	STOP, ROTAMETER FLOAT, FOR V-2000 CHLORINATOR
C	4610050033398	STOP, ROTAMETER FLOAT, FOR V-2000 CHLORINATOR
C	4610050033399	BLOCK, ROTAMETER, FOR V-2000 CHLORINATOR
C	4610050033401	CHAMBER, PLUG EXTENSION, FOR V-2000 CHLORINATOR
C	4610050033408	STEM, V-NOTCH PLUG, FOR V-2000 CHLORINATOR
B	4610050033835	HEAD, SAFETY, UNION TYPE, FOR 10000 LB CHLORINATOR
C	4610050033868	BLOCK, SUCTION, FOR V-2000 LB CHLORINATOR
C	4610050034202	COLLAR, SET
C	4610050034213	RAIL, RETURN, FRP
C	4610050034220	RAIL, RETURN, FRP
C	4610050034221	COLLAR, SET, CN 4 7/16 DIA.
C	4610050034792	CYLINDER, 6.62 + 30, 560 PSI, STD.
C	4610050034793	BAND, CLAMP
C	4610050034961	BODY, INJECTOR
A	4610050035613	INJECTOR, 2 , V2000 SERIES CHLORINATOR
C	4610050035614	KIT, PREVENTIVE MAINTENANCE
A	4610050035617	INJECTOR, 4 ADJUSTABLE
B	4610050035618	KIT, PREVENTIVE MAINTENANCE
C	4610050035619	LINE, DIFFERENTIAL VALVE
C	4610050035620	BLOCK, ROTAMETER
C	4610050035621	CHAMBER
A	4610050035624	ACTUATOR, ELECTRIC
C	4610050035628	CAM, ELECTRIC ACTUATOR
C	4610050035632	HOUSING, GEAR
C	4610050035633	RACK, ELECTRIC ACTUATOR
C	4610050035636	BELLOWS, PROTECTOR, ELECTRIC ACTUATOR
C	4610050035642	SHAFT, ELECTRIC ACTUATOR
C	4610050035643	SLEEVE, ELECTRIC ACTUATOR
B	4610050037805	PROBE, EFFLUENT CL2 ANALYZER
B	4610050041170	ACTUATOR, ELECTRIC, 460V, 3 PHASE, NEMA
C	4610050041171	ACTUATOR, FOR MAGNA DRIVE, PLANT SANITARY WASTE DRIVE 1 & 2, (NO SUBSTITUTIONS)
C	4630050023872	QUILL, FOR MIXER MODEL G-5, S/N 43418-3, & MODEL G-15, S/N 36096-2
C	4630050023879	SHAFT, FOR MIXER MODEL G-5, S/N 43418-3
B	4630050023880	MIXER, UNIT, 5 HP., 1750 RPM, 420 RPM OUTPUT, 3 PHASE, 60 CYCLE, 230/460 V. (COM
C	4630050025455	DIAPHRAGM, BUNAN, FOR PRESSURE RELIEF & FLAME TRAP-6 , FIG.440, DWG C 6895-B, WA
C	4630050025457	BANK ASSEMBLY, ALUMINUM, 6 , FOR PRESSURE RELIEF & FLAME TRAP FIG.440 DWG#C6895-
C	4630050025458	DISK, CAST ALUMINIUM, FOR 2 1/2 QT CAP. DRIPTRAP,FIG 246, DWG C-3245D, FOR DIGE
C	4630050026325	RAKE, WIPER, DWG # H113577-502
C	4630050032604	BRACKET, RETURN RUNWAY 12 LONG, FOR NON-METALLICRECTANGULAR CLARIFIER
C	4630050032605	BRACKET, RETURN RUNWAY 15 LONG, FOR NON-METALLICRECTANGULAR CLARIFIER
B	4630050032606	BRACKET, INCLINE RUNWAY, FOR NON-METALLIC RECTANGULAR CLARIFIER
C	4630050032615	BRACKET, HANGER, FOR NON-METALLIC RECTANGULAR CLARIFIER
C	4630050032630	BLOCK, SPACER, CROSS COLLECTOR, FOR NON-METALLIC RECTANGULAR CLARIFIER (3X6)
C	4630050032631	BLOCK, SPACER, LONG COLLECTOR, FOR NON-METALLIC RECTANGULAR CLARIFIER (3X8)
C	4630050032634	SPINDLE, #1 HEAD SHAFT LONG COLLECTOR, FOR NON-METALLIC RECTANGULAR CLARIFIER
C	4630050032635	SPINDLE, #2 HEAD SHAFT CROSS COLLECTOR, FOR NON-METALLIC RECTANGULAR CLARIFIER
C	4630050032636	SPINDLE, #3 HEAD SHAFT LONG COLLECTOR, FOR NON-METALLIC RECTANGULAR CLARIFIER
C	4630050032637	SPINDLE, #4 HEAD SHAFT CROSS COLLECTOR, FOR NON-METALLIC RECTANGULAR CLARIFIER

C	4630050032639	SPINDLE, #6 IDLER CROSS COLLECTOR, FOR NON-METALLIC RECTANGULAR CLARIFIER
C	4630050033365	FILTER, COMPLETE ASSEMBLY, INSTRUMENT AIR FILTRATION OXYGEN PLANT
C	4630050033368	FILTER, CARTRIDGE, INSTRUMENT AIR FILTRATION OXYGEN PLANT
C	4630050033369	FILTER, COMPLETE ASSEMBLY, INSTRUMENT AIR FILTRATION OXYGEN PLANT
B	4630050033370	FILTER, CARTRIDGE, INSTRUMENT FILTRATION OXYGEN PLANT, (BX=10)
C	4630050034197	BUCKET, ASSEMBLY, (18 X 10 )
C	4630050034206	BRACKET, ASSEMBLY, TKUP-CH6
C	4630050034207	SHAFT, STUB, IDLER
C	4630050034208	HARDWARE, KIT, FOR SHAFT STUB ASSEMBLY
C	4630050034211	ANGLE, FRP, CROSS SUPPORT
C	4630050034212	ANGLE, FRP, SUPPORT
B	4630050034214	BLOCK, TIE ON
C	4630050034215	BLOCK, TIE ON
C	4630050034217	BRACKET, WALL, CH6
B	4630050039276	FILTER, 23 3/8 X 23 3/8 X 5 7/8, RATED F.F.F.-85%, RATED CAP - 1000
C	4710050036112	VORTEX, PIPE
C	4720050029596	HOSE, 3 1/2 I.D., 4 PLY MARINE, BLACK, LIME SLURRY
C	4720050029671	TUBING, 1/4 , FOR V-NOTCH CHLORINATOR SERIES V2100, S/N AN17390
C	4720050037806	TUBING, RIGID, EFFLUENT CL2 ANALYZER
A	4730011326245	UNION, 1 , FLANGE BLACK IRON, FOR CHLORINATION SYSTEM
C	4730050001972	FLANGE, 2 1/2", THREADED, SCHEDULE 80
C	4730050003170	CLAMP, REPAIR, 8" X 16", OD 9.30-9.70, SINGLE BAND,FULL CIRCLE, ROCKWELL 261
C	4730050007244	PLUG, 2", ALUMINUM
C	4730050007245	CAP, 2", ADAPTER, ALUMINUM
C	4730050009123	COUPLING, STRAIGHT PACK JOINT, 1 COPPER END X 3/4 IRON PIPE END
C	4730050009126	COUPLING, STRAIGHT PACK JOINT, 3/4 BOTH ENDS, IRON PIPE BOTH ENDS
C	4730050009540	COUPLING, STRAIGHT PACK JOINT, 3/4 COPPER END X 1 IRON PIPE END
C	4730050013696	CONNECTOR, PLUG, FOR 6 GAS BOOSTER REGULATOR VALVE
C	4730050018831	ADAPTER, FOR SERIES 50-202 EVAPORATOR, S/N 24719-29366 & 29367 & 29368
C	4730050018989	NIPPLE, UNION, FOR CHLORINATOR SERIES A-741
C	4730050019011	ELBOW, HALF UNION, 90 DEGREE, FOR 500 LB. SERIES V-800 CHLORINATOR
C	4730050019185	PLUG, VALVE, FOR ROTAMETER V-50, SERIES YY30235
C	4730050029665	ELBOW, 1/4 X 90 DEGREES, FOR EVAPORATOR S/N AN-12462-U25362
C	4730050029942	TAILPIECE, (C) 2 INJECTOR #4, V-NOTCH
B	4730050032779	COUPLING, STRAIGHT PACK JOINT, 3/4 MIP X 3/4 PJ, IRON PIPE
C	4730050033040	PLUG, V-NOTCH, FOR V-2100 CHLORINATOR, S/N AR-37300
C	4730050033394	ADAPTER, FOR V-2000 CHLORINATOR
C	4730050033406	PLUG, V-NOTCH, FOR V-2000 CHLORINATOR
C	4730050033550	CLAMP, CAP SCREW, 50C, PUMP S/N 348966, SIZE 2K 6X4-13A-11050
C	4730050035622	PLUG, V-NOTCH
C	4810001221657	VALVE, 2 WAY SOLENOID, N.C., PIPE SIZE 3/4 , 120 VOLT (DO NOT SUBSTITUTE)
C	4810050006208	VALVE, 2 WAY SOLENOID, N.C., PIPE SIZE 2 , 120 VOLT (NO SUBSTITUTIONS)
C	4810050009442	KIT, REPAIR FOR BULL 8210 3/4 AC (DO NOT SUBSTITUTE)
C	4810050013701	DIAPHRAGM, FOR 6 GAS BOOSTER REGULATOR VALVE, BUNA N
C	4810050032890	VALVE, 4 WAY, 1/2 NPT, 120 VOLT AC (NO SUBSTITUTIONS)
C	4810050033285	VALVE, FOR OXYGEN INST. AIR DRYER (NO SUBSTITUTIONS)
C	4810050033286	VALVE, FOR OXYGEN INST. AIR DRYER (NO SUBSTITUTIONS)
C	4810050033364	VALVE, 1/4 , A86929A HO (NO SUBSTITUTIONS)REPLACES X8314C611924
C	4810050033382	VALVE, SOLENOID, 3 WAY, BRASS BODY, 1/8 PIPE SIZE, NC, 3/32 ORIF.SIZE, 120VDC
C	4810050035343	VALVE, 1 , 3 WAY, NC, 120 VOLTS, S/N FFP96687
C	4810050039266	VALVE, 1/4 , 3-WAY UNIVERSAL, 160 MAX WATER PRESSURE
C	4820050006718	REGULATOR, FILTER, 150 PSI, 0 - 15 CFM, 1/4 PORT,WEATHERHEAD B22RGLM3DO2
C	4820050012259	VALVE, BALL, 5 1/8 DIA., FOR 11 MARLOW PUMP
C	4820050013689	ROD, DIAPHRAGM, FOR 6 GAS BOOSTER REGULATOR VALVE
C	4820050013690	RING, TRIARC, FOR 6 GAS BOOSTER REGULATOR VALVE
C	4820050013691	SWIVEL, FOR 6 GAS BOOSTER REGULATOR VALVE



C	4820050013693	TOGGLE END, FOR 6 GAS BOOSTER REGULATOR VALVE
C	4820050013700	ARMLOCK, STATIONARY, FOR 6 GAS BOOSTER REGULATOR VALVE
C	4820050013704	LEVER, FOR 6 GAS BOOSTER REGULATOR VALVE
C	4820050013706	PLATE, DIAPHRAGM, 32 , 6 GAS BOOSTER REGULATOR VALVE
C	4820050014742	VALVE, FLAP, FOR MODEL 30MP, S/N 449-666
C	4820050017906	CV GASKET, VALVE, FOR PUMP MODEL 14A2-B
C	4820050017915	VALVE, FLAP, FOR PUMP MODEL 13A2-B
C	4820050017942	VALVE, FLAP, FOR PUMP MODEL T8A3-B
C	4820050017987	VALVE, FLAP, FOR PUMP MODEL T3A3-B
C	4820050017988	VALVE, FLAP, FOR PUMP MODEL T6A3-B
C	4820050017989	VALVE, FLAP, FOR PUMP MODEL T8A3-B
C	4820050019286	VALVE, FOR CHLORINATOR SERIES A-741
C	4820050022799	KIT, VALVE, W/ASSORTED PARTS, FOR CHLORINATOR SERIES A-741
C	4820050025415	KIT, DIAPHRAGM SUB ASS'Y, FOR GAS REGULATING VALVE MODEL RV 131-4
C	4820050025453	VALVE, BY-PASS, ALUMINUM-S/S, F/FIG.440, DWG C 6895-B PRESSURE RELIEF/FLAME TRAP
C	4820050025746	VALVE, EXHAUST, #421, FOR O2 PLANT AIR TEX TYPE HL DRYER MODEL#TW200,S/N 80-1476
C	4820050025747	VALVE, INLET SWITCHING, #424, F/O2 PLANTAIR TEX TYPE HL DRYER MOD#TW200 S/N 80-
A	4820050026313	VALVE, 8", PLUG, 11 1/2 F./F.
C	4820050026651	KIT, DIAPHRAGM, FOR SAFETY VALVE #93 S/N 9718-0, ON UNOX-LEL SYSTEM
C	4820050026884	KIT, DIAPHRAGM, FOR 6 X 8 SAFETY VALVE #93, S/N 9710-0, USED ON UNOX-LEL SYSTEM
B	4820050027287	VALVE, 3", CHECK/SWING, FLANGE, WITH LEVER AND SPRING
C	4820050027978	SEAT, DISC, 85 DURO BOX, ON APCO AIR CUSHIONED CHECK VALVE #6016
C	4820050027981	ARM, DISC, DI, ON APCO AIR CUSHIONED CHECK VALVE #6014
C	4820050027988	SLEEVE, 1 1/4 , DISC ARM, BRONZE, FOR APCO AIR CUSHIONED CHECK VALVE #6016
C	4820050029668	VALVE, FLOAT, FOR V-NOTCH CHLORINATOR SERIES V2100, S/N AN17390
B	4820050029670	VALVE, DIFFERENTIAL, FOR V-NOTCH CHLORINATOR SERIES V2100, S/N AN17390
C	4820050031785	VALVE, FLAP, FOR PUMP MODEL T4A3-B
C	4820050033396	VALVE, PRESSURE RELIEF, FOR V-2000 CHLORINATOR
C	4820050033479	VALVE, CONTROL, ENGINE MODEL 12GT2B
C	4820050033481	BODY, VALVE, ENGINE MODEL 12GT2B
A	4820050033484	VALVE, PILOT, ENGINE MODEL 12GT2B
A	4820050033485	VALVE, CHECK, ENGINE MODEL 12GT2B
C	4820050033870	VALVE, VACUUM, DWG 25.050.023.015, FOR V-2000 LB CHLORINATOR
C	4820050033878	VALVE, 1/2 , FOR SUPERIOR GENERATORS (VG210)
C	4820050033913	VALVE, BALL, 1 1/2 , FEMALE NPT
C	4820050034294	DIAPHRAGM, GRADE SS, FOR CL 2 VALVE
C	4820050034648	VALVE, BALL, TWO WAY
C	4820050034788	VALVE, ASSEMBLY, GAS ADMISSION
C	4820050035095	VALVE, CHECK
C	4820050035118	ACTUATOR, DOUBLE ACTING, FOR 14 PLUG VALVE, 9045703
C	4820050035119	CYLINDER, FOR 14 PLUG VALVE 9045703 DOUBLE ACTING ACTUATOR
C	4820050035120	KIT, REPAIR, FOR CYLINDER ACTUATOR, STATION 306
A	4820050035299	VALVE, PRESSURE RELIEF, PRESSURE CHECK
C	4820050035335	VALVE, CHECK, 4 , MODEL 5050, 350F, S/N Z4625, TECHNO CORP.
A	4820050035615	VALVE, DRAIN
A	4820050035616	VALVE, TRIMMER
C	4820050035766	VALVE, CHECK, FOR SAMPLE PUMP MODEL 11 1/2A3-B, S/N 900289
A	4820050036104	VALVE, PLUG,ECCENTRIC, FLANGED ENDS, WORM GEAR,OPERATOR W/HAND WHEEL 12 X14LL
C	4820050036105	VALVE, PLUG, ECCENTRIC, FLANGED ENDS, WORM GEAR, OPERATOR W/HAND WHEEL, 14 X17LL
A	4820050036107	VALVE, PLUG, ECCENTRIC, FLANGED ENDS, WORM GEAR, OPERATOR W/HAND WHEEL 18X21.5LL
A	4820050036109	VALVE, PLUG, ECCENTRIC, FLANGED ENDS, WORM GEAR, OPERATOR W/HAND WHEEL, 24 X42LL
C	4820050039510	SHAFT, VAV1
C	4820050039511	SHAFT, VAV4
C	4930050014369	OILER, TRICO, S/N 214581,SIZE 8X10-17-170
C	4930050034345	OILER, SOLENOID OPERATED 64 OZ. CAP. ACRLYLIC RESERVOIR, 480 VAC, 3 FEED (SLUDGE
C	5305010135452	SCREW, LOCK, IMPELLER, FOR PUMP MODELS T3A3-B, T4A3-B, T6A3-B, T8A3-B, 14A2-B

C	5305050015184	SCREW, SEALING, FOR MODEL 74 B/M, 14811-745NS10, VALVE POSITIONER, RANGE .25-2.5
C	5305050015199	SCREW, ADJUSTING, FOR MODEL 74 B/M, 14811-745NS VALVE POSITIONER
C	5305050015200	SCREW, SEALING, FOR MODEL 74 B/M, 14811-745NS VALVE POSITIONER
C	5305050015203	SCREW, SEALING, FOR MODEL 74 B/M, 14811-745NS VALVE POSITIONER
C	5305050017924	SCREW, CLAMP BAR, FOR PUMP MODELS T3A3-B, T4A3-B,T6A3-B, T8A3-B, 14A2-B
C	5305050017927	SCREW, CLAMP BAR, FOR PUMP MODEL 13A2-B
C	5305050025213	SCREW, CAP, FOR PUMP MODEL # F05-1/3 (04-05 SERIES)
C	5305050025412	SCREW, ADJUSTING, FOR GAS REGULATING VALVE MODEL RV 131-4
C	5305050025413	SPRING, GUIDE, ADJUSTING SCREW, ON GAS REGULATING, VALVE MODEL RV 131-4
C	5305050028522	SCREW, SET, IMPELLER NUT, PUMP S/N 811-37199-1-1,SIZE 8 X 6 X 17, MODEL 250-NSW
C	5305050033053	SCREW, FOR V-2000 CHLORINATOR TRIMMER VALVE
C	5305050034353	SCREW, SET, SLEEVE, PUMP S/N 87311, STA. 22
C	5305050034358	SCREW, IMPELLER, FOR STA. 610, MODEL 5433, SIZE 4X 6
C	5305050034712	SCREW, SET, FOR SHAFT SLEEVE
C	5305050034789	SCREW, 5/16-18 X 7/8 PLATED, CAP-SOC HEAD, NYLOK
C	5305050034911	KIT, ANALYTICAL, FORMAZIN (NO SUBSTITUTIONS)
C	5305050036003	SCREW, CAP
C	5306050014299	BOLT, ADJUSTING, FOR 55 DIA. TYPE SG SLUDGE THICKNER S/N US-19368-69, O#34846
C	5306050014743	BOLT, IMPELLER, FOR MODEL 30MP
C	5306050025440	BOLT, IMPELLER LOCK, FOR FLOW PUMP 4 X 4
C	5307050032690	STUD, ADUSTER, (C) VACUUM REGULATOR U28177, PRESSURE RELIEF VALVE U27550
C	5310009598973	WASHER, FOR 04-05 SERIES, MODEL #F05-1/3#9 AND MODEL #J05BF,S/N 7615302-2 AND MO
C	5310050012312	LOCKNUT, IMPELLER
C	5310050012970	NUT, IMPELLER, PUMP S/N K2V1071261, K2V1071261-1,SIZE 6 X 8, MODEL 5433B, STA.
C	5310050012971	WASHER, IMPELLER NUT, PUMP S/N K2V1071261, K2V1071261-1, SIZE 6 X 8, MODEL 5433B
C	5310050013429	LOCKNUT, THRUST BEARING, FOR PUMP MDOEL 10MF21
C	5310050013430	NUT, BEARING LOCK, FOR PUMP MODEL 10MF21
C	5310050013431	WASHER, THRUST BEARING LOCK, FOR PUMP MODEL 10MF21
C	5310050013434	WASHER, THRUST BEARING, FOR PUMP MODEL 10MF21, SIZE 14
C	5310050013436	NUT, IMPELLER, FOR PUMP MODEL 10MF21
C	5310050013483	NUT, IMPELLER
C	5310050013675	LOCKNUT, BEARING, PUMP TYPE ETA 80-250, S/N 112933-491 HEAT EXCHANGER PUMP, HO
C	5310050013676	WASHER, BEARING LOCKNUT, FOR PUMP TYPE ETA 80-250, S/N 112933-491 HEAT EXCHANGER
C	5310050014623	LOCKNUT, ELASTIC, F/MODEL LAR 90L(77Q20) & LAR 100L(77Q25), S/N 8000 142-49
C	5310050014746	WASHER, IMPELLER, FOR MODEL 30MP
C	5310050014872	WASHER, IMPELLER, 316 SS, F/MODEL #V4265A, S/N 87195 PRH & 96 PLH
C	5310050017963	WASHER, IMPELLER, FOR PUMP MODEL T3A3-B
C	5310050018410	NUT, IMPELLER, PUMP S/N 811-37370-2-1, 811-37370-1-1, SIZE 6 X 4 X 14, MODEL 300
C	5310050018755	NUT, IMPELLER, PUMP S/N 795004, MODEL 5712, BRONZE
C	5310050018878	LOCKNUT, 3/8-16, FOR 8000 LB. SERIES 800 V. NOTCHCHLORINATOR
C	5310050018917	NUT, ADJUSTING, FOR 8000 LB. SERIES 800 V. NOTCH CHLORINATOR
C	5310050019043	WASHER, TEFLON, FOR 500 LB. SERIES V-800 CHLORINATOR
C	5310050022864	NUT, CLAMPING, FOR 2000 LB. SERIES V-800 CHLORINATOR, MODEL V-8020
C	5310050025465	WASHER, STAINLESS STEEL, FOR DRIP TRAP 2 1/2 QT.CAP, FIG.246, DWG C-3245D, FOR D
C	5310050025466	NUT, STAINLESS STEEL, FOR DRIP TRAP 2 1/2 QT.CAP,FIG 246 DWG C-3245D, FOR DIGES
C	5310050029126	LOCKNUT, PUMP S/N 66287, SIZE 20 X 18, M
C	5310050029127	LOCKNUT, PUMP S/N 66287, SIZE 20 X 18, MODEL 214-354-502, TYPE L.S.
C	5310050029128	WASHER, LOCK, PUMP S/N 66287, SIZE 20 X
C	5310050029129	WASHER, LOCK, PUMP S/N 66287, SIZE 20 X 18, MODEL214-354-502, TYPE L.S.
C	5310050032712	NUT, (C) VACUUM REGULATOR U28177, PRESSURE RELIEFVALVE U27550
C	5310050033184	NUT, CAP, PRESSURE RELIEF VALVE DWG # 50-177-000-080A
C	5310050033390	NUT, CAM, FOR V-2000 CHLORINATOR
C	5310050033547	WASHER, SPHERICAL, PUMP S/N 348966, SIZE 2K 6X4-13A-11050
B	5310050033918	NUT, IMPELLER, FOR PUMP MODEL 12MNV-14, S/N 78245-8167-2
C	5310050034309	NUT, IMPELLER, FOR STA. 1073, MODEL 150 10X10X21 LC-N5W
C	5310050034389	NUT, HEX, SILVER # 10-24, FOR CHLORINATION SYSTEM

C	5310050034390	WASHER, SILVER, FOR CHLORINATION SYSTEM
C	5310050034709	WASHER, LOCK
C	5310050035627	WASHER, ELECTRIC ACTUATOR
C	5310050035763	WASHER, SPRING CONTROL, FOR SAMPLE PUMP MODEL 11 1/2A3-B, S/N 900289
C	5315010137660	PIN, PUMP MODEL #F05-1/3, #15 AND MODEL #J05BF, S/N 7615302-2
C	5315050012272	PIN, WRIST, FOR 11 MARLOW PUMP
C	5315050012317	KEY, IMPELLER
C	5315050013677	KEY, IMPELLER, FOR PUMP TYPE ETA 80-250,S/N 112933-491 HEAT EXCHANGER PUMP HOT,
C	5315050013692	PIN, FOR 6 GAS BOOSTER REGULATOR VALVE
C	5315050014249	KEY, IMPELLER, #676, FOR B.J. EFF. PUMP 806E1073
C	5315050017886	PIN, FLAP VALVE, FOR PUMP MODEL T4A3-B
C	5315050017889	PIN, FLAP VALVE, FOR PUMP MODEL T6A3-B
C	5315050017903	PIN, FLAP VALVE, FOR PUMP MODEL T8A3-B
C	5315050017961	KEY, SHAFT, FOR PUMP MODEL T4A3-B
C	5315050025243	KEY, MOD#114, 115, 116 TYPE F4S, MOD#J05BF, S/N 7615302-2, 1 STAGE E45BF, S/N82-
C	5315050025460	PIN, ROLL, STAINLESS STEEL, FOR DRIP TRAP 2 1/2 QT.CAP, FIG.246, DWG C-3245, FOR
C	5315050025461	PIN, ROLL, STAINLESS STEEL, FOR DRIP TRAP 2 1/2 QT.CAP, FIG 246, DWG C-3245, FOR
C	5315050026338	PIN, ATTACHMENT, 216 PCS., CORNER SHAFT, FOR GRIT COLLECTION
C	5315050032644	PIN, 720S CHAIN, FOR NON-METALLIC RECTANGULAR CLARIFIER
C	5315050033025	KEY, IMPELLER SHAFT, FOR PUMP MODEL T8A3-B, T10A3-B
C	5315050035094	PIN, CHECK VALVE
C	5315050035423	SPROCKET, NH78, 11 TOOTH DRIVE, 1.750 BORE
B	5315050035424	SPROCKET, NH78, 11T DRIVE, 2.250 BORE
C	5315050035640	KEY, SQUARE, ELECTRIC ACTUATOR
C	5315050035641	PIN, DOWEL, ELECTRIC ACTUATOR
C	5325011326234	GROMMET
C	5330000819755	O-RING, FUEL AND LUBE, FOR GENERATOR MODEL MP-45,S/N 755019, ENGINE 20-645-E4,
C	5330001142088	SEAL, OIL, (L. MIXER 115438) SINGLE LIP, LIGHTNINGMIXER(NATIONAL 477437)
C	5330001359331	SEAL, OIL (GORMAN-RUPP S-1485) SINGLE LIP, (NATIONAL 40185)
C	5330001719110	GASKET, SET OF 4, FOR PUMP MODEL 13A2-B
C	5330002021151	SEAL, OIL, (GORMAN-RUPP 25227-216), SINGLE LIP,(GARLOCK 92X6100/NATIONAL 50157S)
C	5330002214744	SEAL, OIL, (LIGHTNING MIXER 80) SINGLE LIP, LOWER,O2 TRAIN (115499, NAT. 4756)
C	5330002859437	SEAL, OIL, (LIGHTNING MIXER 80) SINGLE LIP, INNER,O2 TRAIN (115498, NAT. 4551)
C	5330002921603	SEAL, OIL, (WEMCO 157062) SINGLE LIP, 472012, NATIONAL 50302S, JM 10860, 5022,CR
C	5330003535202	GASKET, VOLUTE, FOR PUMP MODEL 12D-13, S/N 756206
C	5330004011962	SEAL, OIL, (L. MIXER 115500 NA)SINGLE LIP, LIGHTNING MIXER MODEL LAR-90L & 100L
C	5330004277476	SEAL, MECHANICAL, 1.000 SHAFT DIAM., (S. MECHANICAL 1000)
C	5330004706077	SEAL, OIL, (GARLOCK 41246) SINGLE LIP, NATIONAL 471766)
C	5330004927552	GASKET, LEAD, FOR ROTAMETER V-50, SERIES YY30235
C	5330005053665	O-RING, FOR ROTAMETER V-50, SERIES YY30235
C	5330005746245	O-RING, BUNA-N, FOR 500 LB. SERIES V-800 CHLORINATOR
C	5330005941082	GASKET, FOR PUMP MODEL 13A2-B
C	5330007727196	GASKET, FOR PUMP MODELS 14A2-B, 14C2VH4D
C	5330008190980	GASKET, PUMP MODEL # F05-1/3
C	5330008889212	GASKET, FOR PUMP MODEL 14A2-B
C	5330009206811	SEAL, OIL, (L. MIXER 80) SINGLE LIP , OUTER, O2 TRAIN (115497, NATIONAL 4552
C	5330009318688	GASKET, COVER PLATE, FOR PUMP MODELS T3A3-B, T4A3-B, T6A3-B, T8A3-B, 14A2-B
C	5330009834217	SEAL, OIL, (NAT. 457349) WORTHINGTON PUMP, SINGLELIP
C	5330010109802	O-RING, FOR PUMP MODEL T3A3-B
B	5330010111417	SEAL, ASSEMBLY, FOR GORMAN-RUPP T3A3-B, T4A3-B, T6A3-B, T8A3-B, 14A2-B
C	5330010111567	GASKET, FOR PUMP MODEL T3A3-B
C	5330010111567	GASKET, FOR PUMP MODEL T3A3-B
C	5330010111568	GASKET, SUCTION FLANGE, FOR PUMP MODEL T3A3-B
C	5330010133542	SEAL, MECHANICAL, (AURORA 712-0703-755) MODEL # 532-0014-114 G 45-BF
C	5330010978236	SEAL, OIL, SINGLE LIP (NATIONAL 416011)
C	5330011172413	SEAL, OIL, (GORMAN RUPP S-1917) SINGLE LIP,NATIONAL 410298)

C	533001180316	SEAL, OIL,(LIGHTNING MIXER MODEL LAR-90L & LAR 100L) SINGLE LIP (115501)
C	5330011326392	GASKET, LEAD, 1 , FOR UNION # UC4984, USED ON CHLORINE LINES
C	5330011400617	SEAL, OIL, SINGLELIP
C	5330011605732	SEAL, OIL, (NATIONAL 327303) WORTHINGTON PUMP, SINGLE LIP
C	5330011781263	KIT, O-RING, (C) INJECTOR BODY # U23111
C	5330050008715	PACKING, TEFLON, 1/4 (CRANE 1760), 5LB BOX
C	5330050012212	SEAL, 3X21, FOR CENTAC COMPRESSOR MODEL 3C80M3, S/N M80-1873
C	5330050012216	SEAL, C1665 (807C6-1 OIL SEAL), FOR CENTAC COMPR.MODEL 3C80M3, S/N M80-1873
C	5330050012291	GASKET, MOLDED 456, FOR MARLOW PLUNGER PUMP MODEL HPE1142
C	5330050012331	GASKET, VALVE SEAT, FOR MARLOW 11 PUMP
C	5330050012365	SEAL, GREASE, (MORRIS PUMP 9241095058) PUMP S/N M26261, M26260, SIZE 14X12
C	5330050012366	SEAL, GREASE, (MORRIS PUMP 9241111070) PUMP S/N M26260, M26261, SIZE 14X12
C	5330050012367	SEAL, GREASE, (MORRIS PUMP 9241070035, PUMP S/N M26260, M26261, M26259 SZ 14X12
C	5330050012518	GASKET, STUFFING BOX, PUMP S/N K2B4536CW, SIZE 8 X 5, MODEL 5413A, STA. 639
C	5330050013172	GASKET, CASING, FIG.7158, S/N DP758738
C	5330050013446	SEAL, RING, OUTBOARD, (WORTHINGTON 8449 ITM# 49) FOR PUMP MODEL 10MF21
C	5330050013448	RETAINER, GREASE, OUTBOARD, FOR PUMP MODEL 10MF21
C	5330050013449	RETAINER, GREASE, OUTBOARD, FOR PUMP MODEL 10MF21
C	5330050013450	RETAINER, GREASE, INBOARD, FOR PUMP MODEL 10MF21
C	5330050013459	O-RING, FOR PUMP MODEL 10MF21
C	5330050013491	GASKET, CASING, 4 SHEET FORM, MUST BE CUT, PUMP MOD. 10MF21,SN.80TP90567,FRAME7
C	5330050013501	O-RING, IMPELLER, PUMP S/N 791-31932-4-1, 791-31932-5-1, SIZE 4 X 4 X 14, MODEL
C	5330050013502	O-RING, SLEEVE, PUMP S/N 791-31932-4-1, 791-31932-5-1, SIZE 4 X 4 X 14, MODEL 30
C	5330050013669	SEAL, MECHANICAL, SINGLE CRANE TYPE, ETA80-250, S/N 112933-491 HEAT EXCHANG
C	5330050013685	GLAND, GASKET SEAL, FOR PUMP TYPE ETA 80-250, S/N112933-491 HEAT EXCHANGER PUMP
C	5330050013687	RETAINER, SPRING, FOR 6 GAS BOOSTER REGULATOR VALVE
C	5330050013705	GASKET, BONNET COVER, F/6 GAS BOOSTER REGULATOR VALVE
C	5330050013709	O-RING, FOR 6 GAS BOOSTER REGULATOR VALVE
C	5330050014194	O-RING, HYPALON, FOR 8000 LB. SERIES 800 V. NOTCHCHLORINATOR
C	5330050014195	PACKING, BOX, FOR 8000 LB. SERIES 800 V. NOTCH CHLORINATOR
C	5330050014641	O-RING, FOR O2 TRAIN LIGHTNING MIXER 80, (NJ248)
C	5330050014642	O-RING, BUNAN, ON O2 TRAIN LIGHTNING MIXER 80L, (JC 348)
C	5330050014643	O-RING, #196, FOR O2 TRAIN LIGHTNING MIXER LAR-120C
C	5330050014644	O-RING, FOR MODELS LAR 90L(77Q20) S/N 8000 142-49& LAR 100L(77025), 927F122
C	5330050014661	GASKET, H.S. SEAL CAGE, FOR O2 TRAIN LIGHTNING MIXER 80
C	5330050014675	O-RING, #29, FOR O2 TRAIN LIGHTNING MIXER LAR-120C
C	5330050014748	SEAL, SHAFT, FOR MODEL 30MP
C	5330050014755	SEAL, HOUSING, FOR MODEL 30MP
C	5330050014757	O-RING, FOR MODEL 30MP
C	5330050014758	O-RING, FOR MODEL 30MP
C	5330050014759	O-RING, FOR MODEL 30MP
C	5330050014760	O-RING, FOR MODEL 30MP
C	5330050014761	O-RING, FOR MODEL 30MP
C	5330050014762	O-RING, FOR MODEL 30MP
C	5330050014868	GASKET, SPACING, FOR MODEL #V4265A, S/N 87195 PRH& 87196 PLH, SIZE 6 X 4
C	5330050014869	SEAL, GASKET, FOR MODEL #V4265A, S/N 87195 PRH & 87196 PLH, SIZE 6 X 4, V1970A
C	5330050015188	O-RING, FOR MODEL 74 B/M, 14811-745NS10, VALVE POSITIONER
C	5330050015189	O-RING, FOR MODEL 74 B/M, 14811-745NS10, VALVE POSITIONER
C	5330050015206	O-RING, FOR MODEL 74 B/M, 14811-745NS10, VALVE POSITIONER
C	5330050017679	SEAL, OIL, (ALLIS-CHALMERS AC 52-107-809-015) SINGLE LIP
C	5330050017694	SEAL, MECHANICAL, 0.590 SHAFT DIAMETER (AURORA 7120703755) (U.S. SEAL PS-129)
C	5330050017718	SEAL, OIL, (GARLOCK 20687) SINGLE LIP, WINSMITH REDUCER, NATIONAL 321570)
C	5330050017723	SEAL, OIL, SINGLE LIP, LIGHTNING MIXER MODEL LAR-90L & LAR 100L (115502, GARLOCK
C	5330050017724	SEAL, OIL, SINGLE LIP, OUTER, O2 TRAIN LIGHTNING MIXER MODEL LAR-120C (912F833 N
C	5330050017725	SEAL, OIL, SINGLE LIP, LOWER, O2 TRAIN LIGHTNING MIXER MODEL LAR-120C (912F742,
C	5330050017726	SEAL, OIL, SINGLE LIP, INNER, LIGHTNING MIXER MODEL LAR-90L & LAR-100L (115461,

C	5330050017727	SEAL, OIL, SINGLE LIP, LIGHTNING MIXER MODEL LAR-120L
C	5330050017854	PACKING, TEFLON, 5/8 (CRANE 1760)
C	5330050017876	GASKET, SUCTION FLANGE, FOR PUMP MODEL T4A3-B
C	5330050017897	GASKET, SEAL PLATE, FOR PUMP MODEL T8A3-B, T4B3-B
C	5330050017900	GASKET, BEARING CAP, FOR PUMP MODEL T8A3-B
C	5330050017905	SEAL, ASSEMBLY, FOR PUMP MODEL T8A3-B, T4B3-B
C	5330050017918	GASKET, FOR PUMP MODEL T4A3-B
C	5330050017954	O-RING, FOR PUMP MODEL T8A3-B
C	5330050017955	O-RING, FOR PUMP MODELS T3A3-B, T4A3-B, T6A3-B, T8A3-B, 14A2-B, S-2088
C	5330050017968	O-RING, SEAL PLATE, FOR PUMP MODEL T4A3-B
C	5330050017969	O-RING, SHAFT SLEEVE, FOR PUMP MODEL T8A3-B, T4B3-B
C	5330050018377	SEAL, OIL, (ALLIS-CHALMERS 52-106-686-014) SINGLELIP
C	5330050018440	O-RING, IMPELLER, PUMP S/N 801-35149-1-1, & 1-2, & 1-3, SIZE 12 X 10 X 21 LC, M
C	5330050018744	GASKET, CASING
C	5330050018846	O-RING, (C) GAS PRESSURE REDUCING VALVE (PILOTED)SERIES 50-185, S/N AH11313, EV
C	5330050018865	O-RING, FOR 8000 LB. SERIES 800 V. NOTCH CHLORINATOR
C	5330050018866	O-RING, FOR 8000 LB. SERIES 800 V. NOTCH CHLORINATOR
C	5330050018873	O-RING, FOR 8000 LB. SERIES 800 V. NOTCH CHLORINATOR
C	5330050018902	GASKET, FOR 8000 LB. SERIES 800 V. NOTCH CHLORINATOR
C	5330050018904	GASKET, FOR 8000 LB. SERIES 800 V. NOTCH CHLORINATOR
C	5330050018907	GASKET, FOR 8000 LB. SERIES 800 V. NOTCH CHLORINATOR
C	5330050018913	GASKET, FOR 8000 LB. SERIES 800 V. NOTCH CHLORINATOR
C	5330050018945	GASKET, FOR 8000 LB. SERIES 800 V. NOTCH CHLORINATOR
C	5330050019078	O-RING, FOR CHLORINATOR SERIES A-741
C	5330050019116	GASKET, FOR CHLORINE LINES
C	5330050019130	GASKET, FOR CHLORINATION SYSTEM
C	5330050019157	O-RING, (C) ROTAMETER V-50, SERIES YY30235
C	5330050019161	GASKET, FOR 8000 LB. SERIES V-800 CHLORINATOR
C	5330050019165	GASKET, FLOAT STOP, FOR 8000 LB. SERIES 800 V. NOTCH CHLORINATOR
C	5330050019172	GASKET, FOR ROTAMETER V-50, SERIES YY30235
C	5330050019237	O-RING, FOR 500 LB. SERIES V-800 CHLORINATOR
C	5330050019240	O-RING, FOR ROTAMETER V-50, SERIES YY30235
C	5330050019241	O-RING, FOR 8000 LB. SERIES 800 V. NOTCH CHLORINATOR
C	5330050019242	O-RING, FOR ROTAMETER V 50, SERIES YY30235
C	5330050022863	O-RING, FOR 2000 LB. SERIES V-800 CHLORINATOR, MODEL V-8020
C	5330050022869	GASKET, CLAMPING RING, FOR 2000 LB. SERIES V-800 CHLORINATOR, MODEL V-8020
C	5330050022874	GASKET, FOR 2000 LB. SERIES V-800 CHLORINATOR, MODEL V-8020
C	5330050022882	GASKET, FOR 2000 LB. SERIES V-800 CHLORINATOR, MODEL V-8020
C	5330050022889	O-RING, BUNA-N, FOR 2000 LB. SERIES V-800 CHLORINATOR, MODEL V-8020
C	5330050022890	O-RING, VITON, FOR 10000 LB. SERIES 800 V. NOTCH CHLORINATOR, S/N V8080, AL16198
C	5330050024089	O-RING, FOR 10000 LB. SERIES 800 V. NOTCH CHLORINATOR, S/N V8080, AL16198
C	5330050024160	SEAL, OIL, (GORMAN-RUPP S-1352) SINGLE LIP, NATIONAL 450185)
C	5330050024290	SEAL, OIL, SINGLE LIP (TIMKEN 473239, NO SUBSTITUTE)
C	5330050025162	O-RING
C	5330050025354	SEAL, LANTERN, TEFLON, V1968-A, MOD 500 NCC, S/N 88205,-07, SIZE 4 X 6 X 3 1/8 L
C	5330050025462	O-RING, NEOPRENE, SHAFT, FOR DRIP TRAP FIG 246 DWG C-3245-2 1/2 QT.CAP., FOR DIG
C	5330050025463	O-RING, NEOPRENE, COVER, FOR DRIP TRAP FIG 246 DWG C-3245-2 1/2 QT.CAP., FOR DIG
C	5330050025467	GASKET, GRAPH, FOR 2 1/2 QT.DRIP TRAP, FIG 246, DWG C-3245D, FOR DIGESTOR
C	5330050025484	SEAL, SHAFTENED OUTSIDE, FOR MTH TURBOFLEX PUMP MOD#1421A,(TURBOFLEX 12&12.5)
C	5330050025585	SEAL, MECHANICAL, (WEINMAN Q26217-Y35) FOR WEINMANPUMP AT 02 PLANT COOLING TOWER
C	5330050026783	O-RING, PACKING, 6 , NEOPRENE, HEAT EXCHANGER/DIGESTER
C	5330050026784	O-RING, PACKING, 8 , NEOPRENE, HEAT EXCHANGER/DIGESTER
C	5330050028562	SEAL, RING, RUBBER, 14 X 1/4 ROUND, PUMP S/N M26428-6431, MODEL 16EC, STA. 698
C	5330050028908	SLEEVE, SEAL, FOR WORTHINGTON PUMP
C	5330050029872	O-RING, FOR V-NOTCH CHLORINATOR SERIES V-75, AND EVAPORATOR SERIES 50-200
C	5330050029947	O-RING, (C) 2 INJECTOR #4, V-NOTCH

C	5330050029951	O-RING, (C) 2 INJECTOR #4, V-NOTCH
C	5330050030102	GASKET, FOR SYNCHRO GEAR HEAD ASSY. FRAME 15182T30, S/N F1760215, VARI-DRIVE
C	5330050030603	SEAL, OIL, SINGLE LIP, FOR STATION 345
C	5330050030914	SEAL, OIL, (MARLOW4022600) SINGLE LIP FOR MARLOW PUMPS
C	5330050030918	SEAL, OIL, SINGLE LIP
C	5330050031244	GASKET, SET OF 2, FOR PUMP MODEL 16C20-B
C	5330050031899	GASKET, COVER PLATE, FOR PUMP MODEL 13D1-17, S/N 538492
C	5330050032695	O-RING, (C) VACUUM REGULATOR U28177, PRESSURE RELIEF VALVE U27550
C	5330050032697	RETAINER, (C) SEAT UNIT, FOR VACUUM REGULATOR U28177, PRESS. RELIEF VALVE U27550
C	5330050032700	O-RING, (C) VACUUM REGULATOR U28177, PRESSURE RELIEF VALVE U27550
C	5330050032701	RETAINER, SPRING, (C) VACUUM REGULATOR U28177, PRESSURE RELIEF VALVE U27550
C	5330050032704	GASKET, (C) VACUUM REGULATOR U28177, PRESSURE RELIEF VALVE U27550
C	5330050032708	O-RING, (C) VACUUM REGULATOR U28177, PRESSURE RELIEF VALVE U27550
C	5330050032711	GASKET, (C) VACUUM REGULATOR U28177, PRESSURE RELIEF VALVE U27550
C	5330050032718	SEAL, MECHANICAL, (FARBANKS-MORSE HYD1AD8) PUMP S/N K3260539, MODEL 5432-16
C	5330050032852	O-RING, BEARING CAP, FOR PUMP MODEL T10A3-B
C	5330050032855	SEAL, OIL, INBOARD/OUTBOARD, FOR PUMP MODEL T10A3-B (NATIONAL 450298, NO-SUB)
B	5330050032899	GASKET, CYLINDER HEAD, FOR COMPRESSOR MODEL 10GB AC20, S/N 4002-40619.1.2
A	5330050032908	SEAL, ASSEMBLY, MECHANICAL, FOR COMPRESSOR MODEL 10GB AC 20, S/N 4002-40619.1.2
C	5330050033033	GASKET, FLAT, FOR V-2100 CHLORINATOR, S/N AR-37300
C	5330050033038	O-RING, FOR V-2100 CHLORINATOR, S/N AR-37300, 4 7/8 X 1/8 , SIZE 249
C	5330050033400	GASKET, PLUG EXTENSION, FOR V-2000 CHLORINATOR
C	5330050033402	O-RING, (120) HYPALON, 1 ID X 1 3/16 OD, FOR V-2000 CHLORINATOR
C	5330050033403	O-RING, (324) HYPALON, 1 3/8 ID X 1 3/4 OD, FORV-2000 CHLORINATOR
C	5330050033434	GASKET, SEAL, HOUSING, PUMP S/N K3P1-056450, STATION 29
C	5330050033470	GASKET, ENGINE MODEL 12GT2B
C	5330050033471	GASKET, ENGINE MODEL 12GT2B
C	5330050033475	GASKET, ENGINE MODEL 12GT2B
C	5330050033492	GASKET, ENGINE MODEL 12GT2B
C	5330050033532	GASKET, IMPELLER, PUMP S/N 349588, SIZE 10X8X17
C	5330050033534	GASKET, REAR COVER, PUMP S/N 349588, SIZE 10X8X17
C	5330050033536	GASKET, BEARING COVER, PUMP S/N 349588, SIZE 10X8X17
C	5330050033538	ADAPTER, O-RING, PUMP S/N 349588, SIZE 10X8X17
C	5330050033544	GASKET, IMPELLER, PUMP S/N 348966, SIZE 2K 6X4-13A-11050
C	5330050033546	ADAPTER, O-RING, PUMP S/N 348966, SIZE 2K 6X4-13A-11050
C	5330050033549	O-RING, BEARING, PUMP S/N 348966, SIZE 2K 6X4-13A-11050
C	5330050033553	SEAL, MECHANICAL, FOR DURCO PUMP ANT NORTH AND SOUTH SCRUBBER BUILDING
C	5330050033610	O-RING, BEARING RETAINER, PUMP MODEL 12C4B, S/N 721104
C	5330050033633	GASKET, COVER, FOR ENGINE MODEL 12GT2B
C	5330050033636	GASKET, FOR ENGINE MODEL 12GT2B
C	5330050033638	GASKET, FOR ENGINE MODEL 12GT2B
C	5330050033766	RETAINER, BEARING, CUP GAS, FOR DRIVES S , 11 & 12 SOFTENERS
C	5330050033807	SEAL, ASSEMBLY, FOR PUMP MODEL 16C20-B, 10 SERIES, S/N 971367
C	5330050033808	GASKET, DISCHARGE FLANGE, FOR PUMP MODEL 16C20-B,10 SERIES, S/N 971367
C	5330050033809	O-RING, FOR PUMP MODEL 16C20-B, 10 SERIES, S/N 971367
C	5330050033812	SEAL, OIL, (GORMAN-RUPP 25227-534) FOR PUMP MODEL16C20-B, 10 SERIES
C	5330050033814	O-RING, FOR PUMP MODEL 16C20-B, 10 SERIES, S/N 971367
C	5330050033832	GASKET, CORK, FOR 10000 LB CHLORINATOR
C	5330050033919	SEAL, RING, (WORTHINGTON 007887-00) FOR PUMP MODEL 12MNV-14, S/N 78245-8167-2
C	5330050033920	SEAL, RING, (WORTHINGTON 7888 ITEM 47) FOR PUMP MODEL 12MNV-14, S/N 78245-8167-2
C	5330050033921	SEAL, CAGE KIT, PUMP MODEL 12MNV-14, S/N 78245-8167-2
C	5330050033941	SEAL, CAGE KIT, TEFLON, PUMP MODEL 14MNV24, S/N 77ZUS-8132-4
C	5330050033949	SEAL, RING, INBOARD, PUMP MODEL 10MF21 (WORTHINGTON 7889, ITEM 47)
C	5330050034012	RETAINER
C	5330050034013	GASKET, FLAT
C	5330050034296	SEAL, CAGE, SUB-ASSEMBLY, TEFLON, (ITEM 523), FORSTA. 692, MODEL 20 ECD

C	5330050034299	GASKET, 10 O.D. X 2 I.D. X 1/16 THICK, FOR STA. 692, MODEL 20 ECD
C	5330050034300	GASKET, 28 1/4 O.D. X 24 I.D. X 1/16 THICK, FOR STA. 692, MODEL 20 ECD
C	5330050034301	GASKET, 16 O.D. X 12 I.D. X 1/16 THICK, FOR STA. 692, MODEL 20 ECD
C	5330050034308	GASKET, COVER, SUCTION, FOR STA. 1073, PUMP MODEL150 10X10X21 LC-N5W
C	5330050034332	SEAL, CARTRIDGE, PUMP S/N 811-37332-1-1, STA. 156
C	5330050034337	GASKET, FOR STA. 695, MODEL 1977C
C	5330050034339	GASKET, FOR STA. 695, MODEL 1977C
C	5330050034351	SEAL, MECHANICAL, PUMP S/N 87311, STA. 22 (ALLIS CHALMERS 52-237-805-801)
C	5330050034355	GASKET, GLAND, PUMP S/N 87311, STA. 22
C	5330050034704	SEAL, MECHANICAL
C	5330050034705	GASKET, SEAL PLATE
C	5330050034706	RETAINER, GREASE
C	5330050035010	SEAL, 1 7/8 , TYPE 181 WITH T.C. FACES
C	5330050035093	SEAL, ASSEMBLY
C	5330050035103	GASKET, VOLUTE, (SET)
C	5330050035106	GASKET, COVER
C	5330050035107	GASKET, SUCTION FLANGE
C	5330050035108	SEAL, OIL (GORMAN-RUPP S-1912, NATIONAL 451662)
C	5330050035110	O-RING, SLEEVE SHAFT
C	5330050035111	SEAL, INBOARD BEARING (PATTERSON 74050036-5003)
C	5330050035112	SEAL, OUTBOARD BEARING (PATTERSON 74050037-5003)
C	5330050035113	SEAL, CARTRIDGE, THRUST BEARING (PATTERSON 74050038-5003)
C	5330050035114	O-RING, CASING, .275
C	5330050035359	SEAL, OIL, (FAIRBANKS MORSE 416047)
C	5330050035631	GASKET, GEAR BOX, ELECTRIC ACTUATOR
B	5330050035644	GASKET, SPARE PARTS, EVAPORATOR
C	5330050035646	GASKET, IMPELLER, CHEMICAL RECIRCULATION PUMP
C	5330050035647	GASKET, REAR COVER, CHEMICAL RECIRCULATION PUMP
C	5330050035649	O-RING, BEARING HOUSING, CHEMICAL RECIRCULATION PUMP
C	5330050035651	KIT, BEARING COVER GASKET, CHEMICAL RECIRCULATIONPUMP
C	5330050035661	GASKET, IMPELLER, CHEMICAL RECIRCULATION PUMP
C	5330050035662	GASKET, REAR COVER, CHEMICAL RECIRCULATION PUMP
C	5330050035663	PLUG, VENT, CHEMICAL RECIRCULATION PUMP
C	5330050035664	O-RING, BEARING CARRIER, CHEMICAL RECIRCULATION PUMP
C	5330050035668	SEAL, MECHANICAL, 1 3/8 DIA., CHEMICAL RECIRCULATION PUMP (DURCO 1 3/8 SER. 84)
C	5330050035669	SEAL, INBOARD OIL, CHEMICAL RECIRCULATION PUMP (DURCO 1K118)
C	5330050035678	SEAL, OIL, CHEMICAL RECIRCULATION PUMP (DURCO 2Z118)
C	5330050035679	SEAL, OIL, CHEMICAL RECIRCULATION PUMP (DURCO 2Z129)
C	5330050035759	SEAL, MECHANICAL, FOR SAMPLE PUMP MODEL 11 1/2 A3-B, S/N 900289
C	5330050035997	GASKET
C	5330050038730	GASKET, EXHAUST MANIFOLD, DIESEL GENERATOR
C	5330050039241	O-RING, KEY 11, FOR TYPE 254E FILTER
C	5340050019536	CLAMP, HANGER, FOR CHLORINE HOIST PH.C12
C	5340050034336	CLAMP, GLAND, FOR STA. 695, MODEL 1977C
C	5340050035635	CLAMP, 1 , ELECTRIC ACTUATOR
C	5340050035637	CLAMP, HOSE, 1 1/2 , ELECTRIC ACTUATOR
C	5355050012310	KNOB, HAND (HANDLE)
C	5355050018852	KNOB, ANODE
C	5355050018975	KNOB, FOR 8000 LB. SERIES 800 V. NOTCH CHLORINATOR
C	5355050025756	STOP, FLOAT, FOR TRANSMITTER #45062-7
C	5355050025867	WEIGHT, COUNTER, FOR TRANSMITTER # 45062-7 (NO SUBSTITUTIONS)
C	5360050015185	SPRING, PLUNGER, FOR MODEL 74 B/M, 14811-745NS10,VALVE POSITIONER, RANGE .25-2.
C	5360050015201	SPRING, FOR MODEL 74 B/M, 14811-745NS VALVE POSITIONER
C	5360050015202	SPRING, PLUNGER, FOR MODEL 74 B/M, 14811-745NS VALVE POSITIONER
C	5360050015205	SPRING, PLUNGER, FOR MODEL 74 B/M, 14811-745NS VALVE POSITIONER
C	5360050018824	SPRING, FOR CHLORINATION SYSTEM

C	5360050018894	SPRING, FOR 10000 LB. SERIES 800 V. NOTCH CHLORINATOR
C	5360050018911	SPRING, FOR 8000 LB. SERIES 800 V. NOTCH CHLORINATOR
C	5360050018994	SPRING, FOR INJECTOR BODY # U23111
C	5360050019179	SPRING, FOR CHLORINATION SYSTEM
C	5360050022708	SPRING, .063 WIRE DIA., 2 7/16 LENGTH, FOR CHLORINATION SYSTEM
C	5360050025395	SPRING, DISC,#511, F/CLARIFIER DRIVE ASSY MECHANICAL OVERLOAD ALARM#DWG04D13885
C	5360050025414	SPRING, FOR MAXITROL REG. CODE BLACK, FOR GAS REGULATING VALVE MODEL RV 131,4
C	5360050025425	SPRING, FOR FR 15, S/N 6102440-021, F1760215 MOTOR VARIDRIVE FRAME ASSY
C	5360050025456	SPRING, COMPRESSION, F/PRESSURE RELIEF & FLAME TRAP ASSY, 6 PIPE SIZE, FIG 440
C	5360050025464	SPRING, FOR ROTATING DISC TYPE DRIP TRAP 6 QT. CAPACITY, FIG 2
C	5360050029952	SPRING, (C) 2 INJECTOR #4, V-NOTCH
C	5360050032685	SPRING, BIAS, (C) VACUUM REGULATOR U28177, PRESSURE RELIEF VALVE U27550
C	5360050032689	SPRING, RETURN, (C) VACUUM REGULATOR U28177, PRESSURE RELIEF VALVE U27550
C	5360050032696	SPRING, MAIN, (C) VACUUM REGULATOR U28177, PRESSURE RELIEF VALVE U27550
C	5360050032702	SPRING, RELIEF, (C) VACUUM REGULATOR U28177, PRESSURE RELIEF VALVE U27550
C	5360050032710	SPRING, (C) VACUUM REGULATOR U28177, PRESSURE RELIEF VALVE U27550
C	5360050033031	SPRING, FOR V-2100 CHLORINATOR, S/N AR-37300
C	5360050033871	SPRING, CAM, FOR V-2000 LB CHLORINATOR AND GAS FEEDER
C	5360050033884	SPRING, FOR 2 VALVE 85380-E0012 (SUPERIOR GENERATORS)
C	5365001722475	SHIM, ADJUSTING, FOR PUMP MODEL T6A3-B
C	5365002816655	RING, RETAINING, FOR PUMP MODELS T3A3-B, T4A3-B, T6A3-B, T8A3-B, 14A2-B, 14A11-B
C	5365003617355	SHIM, ADJUSTING, FOR PUMP MODELS T8A3-B, 12D-13 (S/N 756206)
C	5365050012301	SHIM, SET OF 2
C	5365050012336	SHIM, BEARING
C	5365050012549	RING, WATER SEAL, PUMP SIZE 20 , MODEL 5712, 4TH & 9TH ST.
C	5365050013438	RING, SNAP, FOR PUMP MODEL 10MF21
C	5365050013454	SHIM, ADJUSTING, FOR PUMP MODEL 10MF21
C	5365050013455	SHIM, ADJUSTING, FOR PUMP MODEL 10MF21
C	5365050013546	SHIM, .015, PUMP S/N 761-1938 8-1-1, 761-19388-2-1, SIZE 6 X 4 X 12, M
C	5365050013684	RING, SNAP, FOR PUMP TYPE ETA 80-250, S/N 112933-491 HEAT EXCHANGER PUMP HOT CIR
C	5365050013688	PLUG, STEM ASSY., 6 GAS BOOSTER REGULATOR VALVE
C	5365050013697	RING, RETAINER, FOR 6 GAS BOOSTER REGULATOR VALVE
C	5365050013702	PLUG, FOR 6 GAS BOOSTER REGULATOR VALVE
C	5365050014232	RING, RETAINING, #334, FOR B.J. EFF. PUMP 806E1073
C	5365050014626	RING, RETAINING, FOR 02 TRAIN LIGHTNING MIXER 80,EATON #1185
C	5365050014627	RING, RETAINING, FOR MODEL LAR 90L(77Q20) & LAR 100L(77Q25), S/N 8000 142-49, 91
C	5365050014628	RING, RETAINING, FOR MODEL LAR 90L(77Q20) & LAR 100L(77Q25), S/N 8000 142-49
C	5365050014660	SHIM, H.S. SEAL CAGE, FOR 02 TRAIN LIGHTNINGMIXERLAR-120C
C	5365050014747	RING, SNAP #55, FOR MODEL #30MP
C	5365050014751	RING, SNAP 58, FOR MODEL 30MP
C	5365050014863	BEARING, SPACER, FOR MODEL #V4265A, S/N 87195 PRH& 87196 PLH, SIZE 6 X 4
C	5365050015193	SPACER, FOR MODEL 74 B/M, 14811-745NS VALVE POSITIONER
C	5365050015195	SPACER, FOR MODEL 74 B/M, 14811-745NS10, VALVE POSITIONER
C	5365050017940	SHIM, IMPELLER, FOR PUMP MODELS T3A3-B, T4A3-B, T6A3-B, T8A3-B, 14A2-B,14A11-B
C	5365050017945	PLUG, PIPE, VENTED, FOR PUMP MODELS T3A3-B, T4A3-B, T6A3-B, T8A3-B, 14A2-B
C	5365050017948	RING, RETAINING, FOR PUMP MODEL T8A3-B
C	5365050017948	RING, RETAINING, FOR PUMP MODEL T8A3-B
C	5365050017956	RING, RETAINING, FOR PUMP MODEL 13A2-B
C	5365050017957	RING, RETAINING, FOR PUMP MODEL 14A2-B
C	5365050018382	SHIM, .030, USED IN SETS/20, S/N 761-19388-1-1,761-19388-2-1, SIZE 6 X 4 X 12, M
C	5365050018447	SHIM, ADJUSTING, .005, PUMP MODEL 300-NSWV
C	5365050018449	SHIM, ADJUSTING, PUMP S/N 801-35149-1-1, & 1-2, &1-3, SIZE 12 X 10 X 21 LC, MOD
C	5365050018861	SHIM, FOR 8000 LB. SERIES 800 V.NOTCH CHLORINATOR
C	5365050018916	RING, GASKET CLAMPING, FOR 8000 LB. SERIES 800 V.NOTCH CHLORINATOR
C	5365050022868	RING, SEALING, FOR 2000 LB. SERIES V-800 CHLORINATOR, MODEL V-8020
C	5365050025396	SPACER, #510, ON CLARIFIER DRIVE ASSY MECHANICAL OVERLOAD ALARM #DWG04D13885



C	5365050025397	SPACER, #510, ON CLARIFIER DRIVE ASSY,MECHANICAL OVERLOAD ALARM # DWG04D13885
C	5365050025451	RING, SNAP, #40, FOR FLOW PUMP, 4 X 4
C	5365050025452	SHIM, BEARING THRUST, PLASTIC, SET OF 4
C	5365050032857	SHIM, SET, IMPELLER, FOR PUMP MODEL T10A3-B, 16C20-B
C	5365050032903	RING, SEAL, FOR COMPRESSOR MODEL 10GB AC 20, S/N 4002-40619.1.2
C	5365050033026	RING, RETAINING, FOR PUMP MODEL T8A3-B, T10A3-B
C	5365050033537	SHIM, BEARING, PUMP S/N 349588, SIZE 10X8X17
C	5365050033612	SHIM, SET, IMPELLER, PUMP MODEL 12C4B, S/N 721104
C	5365050033645	SHIM, FOR ENGONE MODEL 12GT2B
C	5365050033646	SHIM, FOR ENGINE MODEL 12GT2B
C	5365050033647	SHIM, FOR ENGINE MODEL 12GT2B
C	5365050033813	SHIM, SET, BEARING, FOR PUMP MODEL 16C20-B, 10 SERIES, S/N 971367
C	5365050034298	SEAL, RING, BUNA N , 1/4 DIA. X 8' 11 LG, FOR STA. 692, MODEL 20 ECD
C	5365050034707	RING, SNAP, BEARING HOUSING
C	5365050034710	SHIM
C	5365050034716	RING, SNAP, SHAFT
C	5365050035098	SHIM, BEARING, (SET)
C	5365050035625	RING, RETAINING
C	5365050035626	SPACER, ELECTRIC ACTUATOR
C	5365050035634	RING, RETAINING, ELECTRIC ACTUATOR
C	5365050035638	RING, RETAINING, ELECTRIC ACTUATOR
C	5365050035652	SHIM, KIT, CHEMICAL RECIRCULATION PUMP
C	5365050035761	SHIM, SET, BEARING, FOR SAMPLE PUMP MODEL 11 1/2A3-B, S/N 900289
C	5905050015040	POTENTIOMETER, 10K OHM, W/ VERNIER (NO SUBSTITUTIONS)
C	5905050015047	RESISTOR, PACK, FOR MAG X FLOW CONVERTER (NO SUBSTITUTIONS)
C	5905050036091	RESISTOR, 1250 HMWIKV (NO SUBSTITUTIONS)
C	5910050036000	CAPACITOR, 200 MFD, 300 VNP (NO SUBSTITUTIONS)
C	5910050038368	TACHOMETER, 60 VOLT, 1000 RPM
C	5920005819302	FUSE, 4800 VOLTS, CURRENT DESIGNATION 6R TYPE EJ-2 (NO SUBSTITUTIONS)
C	5920006698454	FUSE, 20 AMP, 250 VOLT, DUAL ELEMENT, TIME DELAY,TYPE RK5, REPLACES FRN 20
C	5920008110277	FUSE, 30 AMP, 600 VOLT, DUAL ELEMENT, TIME DELAY,CLASS RK5, REPLACES FRS 30
C	5920010785093	FUSE, CURRENT LIMITING, 50 AMP, 5.5 KV MAX, INTERRUPTING RATING (NO SUBSTITUTIONS)
C	5920010938678	LIMITER, ADD-ON CURRENT,3-POLE, 100,000 AMP RMS IC (NO SUBSTITUTIONS)
C	5920050028858	FUSE, 1/32 AMP, 250 VOLT, FAST BLOWING, GLASS TUBES PER BOX (NO SUBSTITUTONS)
C	5920050033077	CURRENT LIMITER (NO SUBSTITUTIONS)
C	5920050034925	FUSE, 1 1/2 AMP (NO SUBSTITUTIONS)
C	5920050034928	FUSE, 5 AMP (NO SUBSTITUTIONS)
C	5920050034968	FUSE, TYPE CX, 4.3 KV, 100C AMPS, 60 HZ, MAX INTERRUPTING RATING 50,000 AMPS
C	5920050034969	FUSE, TYPE CLE-PT, 4.8 KV, 3 AMPS, 25/60 HZ, MAX INTERRUPTING RATING 80,000 SYM
C	5920050035267	FUSE, AMP TRAP, 2400V/4800V, 50/60 HZ, CURRENT DESIGNATION 6R, CURRENT LIMITING
C	5920050035396	FUSE, CURRENT LIMITER, FOR USE IN XJL FRAME FUSEMATIC CIRCUIT BREAKER (NO SUBSTI
C	5920050035862	FUSE, 5 AMP, 250 VOLTS, SLOW BLOW # T5AL 250V, 5 X 20 MM TYPE
C	5920050036093	FUSE, 1 AMP, 4.8 KV, CPT (NO SUBSTITUTIONS)
C	5920050037632	FUSE, TIME DELAY, TO BE USED ON VFD, ALLEN BRADLEY 1336 VT B-200
C	5920050041125	FUSE, 40 AMP, 300VAC, IR-200KA, TYPE AMP-TRAP, EMICC BOARD
C	5925000855527	CIRCUIT BREAKER, 0.2 AMP THERMAL MAGNETIC, 1 AMP RESISTIVE,1 NO-1 NC(NO SUBSTITU
C	5925011369575	CIRCUIT BREAKER, 3A,600V,3-POLE,ADJUSTABLE TRIP RANGE 8-28 (NO SUBSTITUTIONS)
C	5925050005568	CIRCUIT BREAKER, 15 AMP, 600 VOLT, 3 POLE, TRIP RANGE 50-180 AMP W/LINE/LOAD LUG
B	5925050033074	CIRCUIT BREAKER, 50 AMP, 600 VOLT, 3-POLE, ADJUSTABLE TRIP RANGE 150-580
C	5925050034776	CIRCUIT BREAKER, VACUUM, VACARC, AC, HIGH VOLTAGE,F/O#3203305D, 5 KV, 1200 AMPS
C	5925050034777	CIRCUIT BREAKER, LOW VOLTAGE, AC POWER, TYPE DS 206H, 800 AMP FRAME, 480 VOLTS
C	5925050034784	CIRCUIT BREAKER, VACUUM, VACARC, AC HIGH VOLTAGE,5 KV, 2000 AMPS, V3D32-33Y000
C	5925050034786	CIRCUIT BREAKER, TYPE DS416, FRAME 1600 AMPS, TRIPPING SETTING 1600 AMPS SENSOR
C	5925050035244	BREAKER, STYLE NO. 6630C87G15, 30A/30, 600VAC (NOSUBSTITUTIONS)
C	5925050035248	BREAKER, 50A/30, 600VAC, STYLE NO. 6630C87G15 (NOSUBSTITUTIONS)
C	5925050035249	BREAKER, 20A/30, 600VAC, STYLE NO. 6630C87G15 (NOSUBSTITUTIONS)

C	5925050035289	CIRCUIT BREAKER, 150A/30, 600VAC, STYLE 6630C87G15 (NO SUBSTITUTIONS)
C	5925050035356	BREAKER, TYPE DS, 5A, 600 VAC, VDE 0660, BS4752,W/TRIP SETTING (NO SUBSTITUTIONS
C	5925050035357	BREAKER, TYPE DS, 10A, 600 VAC, VDE 0660, BS 4752,W/TRIP SETTING (NO SUBSTITUTIO
C	5925050035394	PROTECTOR, MOTOR CIRCUIT, TYPE-HMCP, 150 AMPS, 600 VOLTS, 3 POLE (NO SUBSTITUTIO
C	5925050036174	BREAKER, TYPE LF, 360 AMPS, A/C CONTACTOR, CONT VOLT 115, MAX VOLT 5000, CONT VA
C	5925050036175	BREAKER, TYPE DHP (150DHP500), SER 6506, CONT AMPS1200, MOTOR 125 DC, VACUUM
C	5925050037732	CIRCUIT BREAKER, TRIP, 1200 AMP, 600 VOLTS, NO SUBSTITUTES
C	5925050037786	CIRCUIT BREAKER, LOW VOLTAGE, 2000 AMP, OPTION#69844-32025-82410-03000
C	5925050037787	CIRCUIT BREAKER, LOW VOLTAGE, 1600AMP, OPTION#69823-12025-6241-00000,SEN RAT 800
C	5925050037839	DIGITRIP, RMS810D, TRIP UNIT, STYLE 7829C54G05, FOR DS420 BREAKERS
C	5925050037840	SENSOR, 2000 AMP, STYLE 3D86734G27, CCCCCDT III DS RPLUG, FOR DS 420 BREAKER
C	5925050037841	SENSOR, 800 AMP, STYLE 3D86734G15, CCCCC DT III DS RPLUG, FOR DS420 BREAKER
C	5925050037861	CIRCUIT BREAKER, MAG-GARD ADJUSTABLE INSTANTANEOUS TRIP, 100 AMP, 30, 600 VAC
C	5930004496969	SWITCH, CONTROL, TYPE W2 (NO SUBSTITUTIONS)
C	5930006115461	SWITCH, TEMPERATURE CONTROL,TYPE C54-103, SPDT, 15 AMP,125/250 VAC (NO SUBSTITUT
A	5930050001030	SWITCH, PRESSURE & DIAPHRAGM SEAL, FOR CHLORINE EVAPORATOR SERIES 50-202, REPLAC
C	5930050005051	SWITCH, PRESS. RANGE 0 TO 80 PSI,ADJ DIDD 1 TO 10PSI,NEMA 1,(DO NOT SUBSTITUTE
C	5930050015296	SWITCH, HIGH TEMPERATURE (NO SUBSTITUTIONS)
C	5930050032592	SWITCH, LEVEL, LS-1800 BRASS (NO SUBSTITUTIONS)
C	5930050032809	SWITCH, FLOW, 1 1/4 NPT (NO SUBSTITUTIONS)
C	5930050033080	SWITCH, CONTROL, TYPE W2 (NO SUBSTITUTIONS)
C	5930050033081	SWITCH, CONTROL, TYPE W2 (NO SUBSTITUTIONS)
C	5930050034236	SWITCH, TEMPERATURE, CALIBRATION: LOW SET 160 DEG.F., HIGH SET 200 DEG. F.
C	5930050034772	SWITCH, PUSH-BUTTON, (DIESEL), CLASS 9001, TYPE SKR10U (NO SUBSTITUTIONS)
C	5930050035328	SWITCH, TYPE SB-1 (NO SUBSTITUTIONS)
C	5930050035623	SWITCH, VACUUM, CHLORINE
C	5930050035691	SWITCH, ASSEMBLY, MOTOR CUT-OFF, FOR VCP-W VACUUMCIRCUIT BREAKER (NO SUBSTITUTIO
C	5930050035993	SWITCH, ROTARY LIMIT WITH POTENTIOMETER CONTROL BOX (NO SUBSTITUTIONS)
C	5930050037735	MODULE
B	5930050037737	MODULE, -10, 4-20 MA OUTPUT
B	5930050037790	SWITCH, TEMPERATURE, 0 - 250 DEG F., CL2 BLDG. EVAPORATOR SYSTEM
C	5930050040809	SWITCH, STAT AUX, EFFLUENT 4160 VOLT SWITCHGEAR
C	5935009602785	SOCKET, 12 PIN, SCREW TERMINAL, 2 6-32 MOUNT SCREWS, FOR 219, 236, 237, B255, A
C	5935010072578	SOCKET, 11 PIN, KU TYPE, RATED AT 15 AMP AT 300 VOLT, 6-32 SCREW TERMINAL
C	5935050001093	SOCKET, RELAY, 300 VOLT, 10 AMP, 11 PINS, 3PDT (NO SUBSTITUTIONS)
C	5935050041432	PLUG, I/O BUS TERMINATOR, INJECTION WELL PLC CONTROLS
C	5940002399030	CONNECTOR, SPLIT BOLT, CABLE RANGE: SOLID 1, STRANDED 2, (NO SUBSTITUTIONS)
C	5940002571232	CONNECTOR, SPLIT BOLT, CABLE RANGE: SOLID 2, STRANDED 3,100/BX (NO SUBSTITUTIONS
C	5940050006437	CLAMP, GROUNDING, BRASS, 1/2 PIPE X 5/8 ROD
B	5945000004312	RELAY, TIME DELAY: 2.0 TO 300 SEC, 10 AMP,120V,8 PIN, PLUG IN (NO SUBSTITUTIONS)
C	5945004304123	RELAY, PLUG-IN, 240 VOLT AC, 3PDT, 10 AMP, 11 PIN (NO SUBSTITUTIONS)
C	5945004595485	RELAY, CONTROL, 120 VOLT COIL, 6 POLE, 6 N.O., 6 N.C. CONTACT, 300 VOLT CONTACT
C	5945010298346	INTERLOCK, ELECTRICAL, 1 N.O.,1 N.C., SERIES B, FOR USE W/SIZE 00-7, TYPE SA-SJ
C	5945011080253	RELAY, UNDER VOLTAGE, SOLID STATE, 100-400 RANGE,TYPE VSR (NO SUBSTITUTIONS)
C	5945011238149	RELAY, GENERAL PURPOSE CONTROL, 11 PIN, 3PDT, 120VOLT AC, 10 AMP, TUBE TYPE YP
C	5945011484018	RELAY, CONTROL, 120 VOLT, 4 POLE, 4 BLANK CAVITIES, STY #766A023G01
C	5945050001566	RELAY, MINIATURE, 24 VOLT AC COIL (NO SUBSTITUTIONS)
C	5945050004602	RELAY, PLUG-IN, 120 VOLT AC, 10 AMP, 8 PIN, DELAYON MAKE (NO SUBSTITUTIONS)
C	5945050004734	RELAY, ALTERNATING, 120 VOLTS (NO SUBSTITUTIONS)
C	5945050009780	RELAY, METER, RPM INDICATOR SET POINT UNIT TYPE 196,SCALE 0-2000 RPM (NO SUBSTIT
C	5945050009838	ALTERNATOR (NO SUBSTITUTIONS)
C	5945050015241	RELAY, START (NO SUBSTITUTIONS)
C	5945050015242	RELAY, START, DISCONNECT, 12 VOLT (NO SUBSTITUTIONS)
C	5945050017675	RELAY, TIMING, 120 VOLT AC, 5 - 15 SECONDS (NO SUBSTITUTIONS)
C	5945050030965	RELAY, MORA-1-MAE, STY #1373D02G34 (NO SUBSTITUTIONS)
C	5945050033082	RELAY, OVER VOLTAGE, SOLID STATE, TYPE VSR (NO SUBSTITUTIONS)

C	5945050034666	RELAY, SERIES 90-30 (NO SUBSTITUTIONS)
B	5945050034667	RELAY, SERIES 90-30 (NO SUBSTITUTIONS)
C	5945050034678	MONITOR, SWITCH GEAR, STYLE 66D2032G51 (NO SUBSTITUTIONS)
C	5945050034689	MONITOR, POWER LOGIC CIRCUIT, 120V, .5 AMPS, 60 HZ,MODEL CM-150 (NO SUBSTITUTION)
C	5945050034749	RELAY, SOLID STATE, 5-60 VDC OUTPUT (NO SUBSTITUTIONS)
C	5945050034753	RELAY, ANTI-PUMP, 120 VOLTS (NO SUBSTITUTIONS)
C	5945050034757	MONITOR, VIBRATION (NO SUBSTITUTIONS)
C	5945050035005	SOLENOID, OPEN (NO SUBSTITUTIONS)
C	5945050035006	SOLENOID, CLOSED (NO SUBSTITUTIONS)
C	5945050035014	MONITOR, NON-ADJUSTABLE FLOW
C	5945050035240	RELAY, SERIES C, 3P DT, 120V, 50/60 HZ (NO SUBSTITUTIONS)
C	5945050035241	BASE, RELAY, TYPE NR 82, SERIES B, 15A, 300V (NO SUBSTITUTIONS)
C	5945050035261	CONTACTOR, 30A, 600 VAC (NO SUBSTITUTIONS)
C	5945050035687	RELAY, METER, 0-150 VDC, MOVEMENT WITH DOUBLE SETPOINTS, FACE 4 1/4 X 4 1/2
C	5945050035911	RELAY, TIMING, 120V COIL, TIME DELAY ON DROPOUT (NO SUBSTITUTIONS)
C	5945050035912	BOARD, CONTROL, ELECTRIC BEARING TEMP. RELAY, 0 -600 DEG. F, EFFLUENT PUMP 5-6
C	5945050036001	RELAY, TIMING, 120 VOLT COIL (NO SUBSTITUTIONS)
C	5945050036503	RELAY, CONTROL, A600, P600, (240V AC 60HZ COIL) (NO SUBSTITUTIONS)
C	5945050037753	RELAY, PLC UNITS IN SUB STATION, CL2 BLDG, O2 PLANT 1, 2, 3
C	5945050037754	RELAY, PLC UNITS IN SUB STATION, CL2 BLDG, O2 PLANT 1, 2, 3
C	5945050041119	RELAY, OVERLOAD, 2.5 - 4 AMPS., PLANT GENERATOR # 5
C	5950000125896	COIL, MAGNET, 120 VOLT, 60 HZ, 110 VOLT, 50 HZ FOR SIZE 0, 1 & 1P, 30A, TYPE S
C	5950000189265	COIL, 120 VOLT, SIZE 00, 0, 1 AND 2, STY #505C806G01 (NO SUBSTITUTIONS)
C	5950000712874	COIL, MAGNET, 480/440 VOLT, 60/50 HZ, FOR SIZE 0,TYPE SB, SIZE 1 TYPE SC
C	5950004985062	COIL, HOLDING, 120 VOLT, SIZE 2, 3 PHASE STARTER,CLASS 8536 (NO SUBSTITUTIONS)
C	5950005768593	COIL, MAGNET, 120 V, 60 HZ, 110V, 50 HZ, SIZE 4 TYPE SF (NO SUBSTITUTIONS)
C	5950006156174	COIL, SOLENOID, 120 VOLT (DO NOT SUBSTITUTE)
C	5950009313936	COIL, 120 VOLT, SIZE 2, SERIES K, BULL 700, 2-3-4POLE ONLY (DO NOT SUBSTITUTE)
C	5950011230445	COIL, SOLENOID, 120 VOLT (NO SUBSTITUTIONS)
C	5950050005010	COIL, OPERATING, 120VOLT, SIZE 4, 2 - 3 POLES, BULL 500 (DO NOT SUBSTITUTE)
C	5950050005594	MODULE, REPLACEMENT CONTROL, MODULE KIT, SIZE 6/7, TYPE SH/SJ CONTACTORS
C	5950050009704	TRANSFORMER, CURRENT, 5KV (NO SUBSTITUTIONS)
C	5950050009763	TRANSFORMER, ASSY (NO SUBSTITUTIONS)
C	5950050034478	TRANSFORMER, VOLTAGE, PRI 4200, 20:1, 60 KV, 60 HZ, 250 VA, 0.3Y (NO SUBSTITUTIO
C	5950050034768	TRANSFORMER, CONTROL, 2 KVA, 60 HZ, TEMP CLASS 105DEG.,4160V/120-240 (NO SUBSTIT
C	5950050034794	TRANSFORMER, VOLTAGE, 5 KVA, 60 HZ, CLASS-F, PRI.4160, SEC. 120/240, NP 696181
C	5950050035331	TRANSFORMER, CURRENT, F RATIO, 300 AMPS, 60-400 HZ, 8.5 X 8.5 X 3 , 5.75 DIA.
C	5950050035448	TRANSFORMER, CURRENT, 2000 AMP, FOR LOW VOLTAGE POWER CIRCUIT BREAKERS
C	5950050035449	TRANSFORMER, CURRENT, 1600 AMP TAP, FOR LOW VOLTAGE POWER CIRCUIT BREAKERS
C	5950050035689	COIL, SIZE 5, 480 VOLTS AC (NO SUBSTITUTIONS)
B	5950050035825	TRANSFORMER, HV 480 DELTA, LV 240 DELTA, CLASS AD, 30, 60 HZ, FLOOR MOUNT
C	5950050036086	TRANSFORMER, 4160/244/120 (NO SUBSTITUTIONS)
C	5950050036087	TRANSFORMER, POTENTIAL, 35:1 PRI, 4200V, IC5KV 01L60K, 750 VA (NO SUBSTITUTIONS)
C	5950050036090	COIL, 175VDC (NO SUBSTITUTIONS)
C	5950050037733	COIL, PICK-UP
C	5950050037796	TRANSFORMER, TYPE CM62-PS-120AC/24VDC, CHLORINATOR CONTROLS TO RTV SYSTEM
C	5961050009774	DIODE, SILICON, POSITIVE SD-1 (NO SUBSTITUTIONS)
C	5961050009775	DIODE, SILICON, NEGATIVE SD-2 (NO SUBSTITUTIONS)
C	5961050015228	DIODE, RECTIFIER (NO SUBSTITUTIONS)
C	5961050035325	RECTIFIER, DC, SER # A
C	5961050035857	RECTIFIER, ASSEMBLY, 125V (NO SUBSTITUTIONS)
C	5961050035858	RECTIFIER, ASSEMBLY, SCR (NO SUBSTITUTIONS)
C	5961050035859	RECTIFIER, ASSEMBLY, SCR (NO SUBSTITUTIONS)
C	5961050036092	RECTIFIER
C	5962002001984	CIRCUIT, INTEGRATED, HEX INVERTER (NO SUBSTITUTIONS)
C	5962050037750	MODULE, INPUT, PLC UNITS IN SUB STATION, CL2 BLDG, O2 PLANT 1, 2, 3

C	5962050037751	MODULE, OUTPUT, PLC UNITS IN SUB STATION, CL2 BLDG, O2 PLANT 1, 2, 3
C	5962050037752	MODULE, SCANNER,PLC UNITS IN SUB STATION, CL2 BLDG, O2 PLANT 1, 2, 3
C	5962050037810	MODULE, INPUT, SUB STA O2 PLANT 1, 2, 3 PLC AT INTERAMA, & PRESTON SLUDGE BLDG
C	5962050037811	MODULE, OUTPUT, SUB STA O2 PLANT 1, 2, 3 PLC AT INTERAMA, & PRESTON SLUDGE BLDG.
C	5962050037813	MODULE, COMMUNICATION,SLC 5/04,SUBSTA O2 PLANT1,2,3 PLC AT INT.,&PRESTON SLUDGE
C	5962050038474	MODULE, HDDO, 16 DO TYPE, FOR DPC330 RTU - DO NOT REORDER (DNR)
C	5962050038475	MODULE, ANALOG OUTPUT, 2 AO TYPE, 1 - 5V, FOR DPC3330 RTU - DO NOT REORDER (DNR)
C	5962050038477	MODULE, ANALOG OUTPUT, BBI, 2 AO TYPE, 0 - 10V, FOR DPC 3330 RTU (DNR)
C	5962050039845	POWER SUPPLY, 24 V, CONTROLWAVE, SCADA PARTS
B	5962050041276	MODULE, CONTROLWAVE MICRO, 16 POINT DO M
C	5962050041278	COVER, CONTROLWAVE MICRO, BLANK, SCADA CONTROL AND MONITORING SYSTEM
B	5962050041279	MODULE, CONTROLWAVE MICRO, 4 POINT AO, SCADA CONTROL AND MONITORING SYSTEM
C	5962050041280	CONTROLWAVE MICRO, MIXED I/O 6 DIO, 4AI,
C	5963050009764	CONTROL, UNIT ASSY (NO SUBSTITUTIONS)
C	5963050009765	HEAT SINK, SILICON (NO SUBSTITUTIONS)
C	5963050009823	COMPARATOR, DUAL ANALOG (NO SUBSTITUTIONS)
C	5963050034675	BOARD, INTERFACE, RSV .05 (NO SUBSTITUTIONS)
C	5963050034759	MODULE, POWER, IQ DATA (NO SUBSTITUTIONS)
C	5963050034915	BOARD, AMPLIFIER, MAIN, MFA 4D, UNDERSPEED (NO SUBSTITUTIONS)
C	5963050035313	BOARD, LINK INTERFACE, FOR MODEL # 352 (NO SUBSTITUTIONS)
C	5963050035694	KIT, LINK (NO SUBSTITUTIONS)
C	5963050039844	CHASSIS, 8 SLOT, CONTROLWAVE, SCADA PARTS
B	5963050039846	CPU, W/4 MB, CONTROLWAVE, SCADA PARTS
B	5963050039847	CPU, COMMUNICATION, CONTROLWAVE, SCADA PARTS
B	5963050039848	CARD, 8 ANALOG INPUT, CONTROLWAVE, SCADA PARTS
C	5963050039849	CARD, 4 ANALOG OUTPUT, CONTROLWAVE, SCADA PARTS
C	5963050039851	CARD, 16 DIGITAL OUTPUT, CONTROLWAVE, SCADA PARTS
C	5963050039852	CHASSIS, 4 SLOT, CONTROLWAVE, SCADA PARTS
C	5963050040810	BOARD, ALARM, O2 PLANT #3 PANALARM SYSTEM
C	5963050041227	BOARD, GATE DRIVE, FOR VFD 350 HP (NO SUBSTITUTIONS)
C	5963050041228	CT, DCCTS 350HP, FOR VFD 350 HP (NO SUBSTITUTIONS)
C	5963050041229	BOX, CPU CONTROL, FOR VFD 350 HP (NO SUBSTITUTIONS)
C	5963050041230	CONTACTOR, FUJI ELECTRIC 3 POLE, COIL VO
C	5963050041232	BOARD, VFD TERMINAL, FOR VFD 350 HP (NO SUBSTITUTIONS)
C	5963050041281	COVER, CONTROLWAVE MICRO, I/O MODULE WIR
C	5963050041427	MODULE, 24 VOLT AC/DC POS/NEG LOGIC INPUT, 16 POINT, INJECTION WELL PLC CONTROLS
C	5963050041428	ANALOG VOLTAGE INPUT, 4 CHANNEL, INJECTION WELL PLC CONTROLS
C	5963050041429	ANALOG CURRENT INPUT, 4 CHANNEL, INJECTION WELL PLC CONTROLS
C	5963050041430	ANALOG CURRENT OUTPUT, 2 CHANNEL, INJECTION WELL PLC CONTROLS
C	5963050041436	MODULE, 120 VAC OUTPUT, 0.5 AMPS, 8 POINTS, O2 PLANT 1 AND 2 PLC CONTROLS
C	5963050041442	LOGIC DEVELOPER, PLC STANDARD, O2 PLANT 1 AND 2 PLC CONTROLS
C	5970009314491	TAPE, RUBBER SPLICING,INSULATING, 3/4 X 30' X .03 , (DO NOT SUBSTITUTE)
C	5970050004629	KIT, MOTOR #8 - 2 AWG (NO SUBSTITUTIONS)
C	5970050004630	KIT, MOTOR #1 - 250 MCM, 600 V (NO SUBSTITUTIONS)
C	5970050004882	KNOB, ROTARY, SELECTOR SWITCH, TYPE PB1, 3 POSITION, MAINTAINED, OPERATOR ONLY
C	5970050015271	KIT, MOTOR, SIZE 250 KCM, 600 VOLT (NO SUBSTITUTIONS)
C	5975050034708	LOCKNUT
C	5975050034745	KIT, SPLICE, MOTOR, #14-4 (NO SUBSTITUTIONS)
C	5975050034746	KIT, SPLICE, MOTOR, #8-2/0 (NO SUBSTITUTIONS)
C	5975050034747	KIT, SPLICE, MOTOR, #2-4/0 (NO SUBSTITUTIONS)
C	5975050034791	LABEL, WARNING
C	5975050041424	PLATE, 5 SLOT, EXPANSION BASE, INJECTION WELL PLC CONTROLS
C	5977050015124	RING, COLLECTOR (NO SUBSTITUTIONS)
C	5977050032879	RING, COLLECTOR, STAINLESS STEEL, USED ON EBOY CURRENT DRIVES, SN 176207231
C	5977050035391	BRUSH, 1 AMP, ADJUSTABLE SPEED, MAGNETIC DRIVE,FRAME# MD5-4404 (NO SUBSTITUTIONS)
C	5977050035392	HOLDER, BRUSH (NO SUBSTITUTIONS)

C	5977050035416	HOLDER, BRUSH (NO SUBSTITUTIONS)
C	5977050035417	BRUSH, E-25 FOR DRIVE (NO SUBSTITUTIONS)
B	5977050036621	BRUSH, CARBON, FOR N0800 INJECTION WELL PUMP MOTORBRUSHES (TOSHIBA MOTOR)
C	5995050035069	HARNESS, WIRE (DO NOT SUBSTITUTE) DO NOT REORDER (DNR)
C	5995050035070	HARNESS, WIRE, 120 VOLT AC, FOR DPC 3330 (DO NOT REORDER)
C	5999003149379	CONTACT KIT, FOR SIZE 1, TYPE 5 (NO SUBSTITUTIONS)
C	5999003832227	HEATER ELEMENT, REPLACES N-28 (DO NOT SUBSTITUTE)
C	5999005009344	HEATER ELEMENT (NO SUBSTITUTIONS)
C	5999005031611	HEATER ELEMENT, REPLACES N-24 (DO NOT SUBSTITUTE)
C	5999006445546	HEATER ELEMENT (NO SUBSTITUTIONS)
C	5999010245225	CONTACT KIT, SIZE 0, SINGLE CONTACT KIT, SERIES K(NO SUBSTITUTIONS)
C	5999010247141	CONTACT KIT, FOR MAGNETIC STARTER TYPE SE, SIZE 3, 3 POLE, TYPE SL-7 (NO SUBSTIT)
C	5999010248905	CONTACT KIT, SIZE 1, SINGLE CONTACT KIT, SERIES K(DO NOT SUBSTITUTE)
C	5999010356910	CONTACT KIT, SIZE 3, SINGLE CONTACT KIT, SERIES K(DO NOT SUBSTITUTE)
C	5999010385072	CONTACT KIT, SIZE 2, SINGLE CONTACT KIT, SERIES K(DO NOT SUBSTITUTE)
C	5999010386688	CONTACT KIT, FOR MAGNETIC STARTER TYPE SA, SIZE 00 & 0 (NO SUBSTITUTIONS)
C	5999050001527	CARD, COMPARATOR, OPTION A (NO SUBSTITUTIONS)
C	5999050001528	CARD, COMPARATOR, OPTION B (NO SUBSTITUTIONS)
C	5999050001529	CARD, COMPARATOR, OPTION D (NO SUBSTITUTIONS)
C	5999050005326	PANEL, RAMP CONTROL ASSEMBLY, EQUIP SAP ALSO ROP (NO SUBSTITUTIONS)
C	5999050009678	DISPOZ-A-MARK, 5 TO PACK, 500724-0001, RED (NO SUBSTITUTIONS)
C	5999050009737	POWER SUPPLY, 12 VOLT, 1.5 AMP (NO SUBSTITUTIONS)
C	5999050009832	CONTACT KIT, W/ 2 SCREWS 8/32 #021134-1, ANTIROTATING PLUG #016364-1, ACTIVATOR
C	5999050015068	CONTACT KIT, SIZE 4 STARTER (NO SUBSTITUTIONS)
C	5999050015117	PANEL, LOGARITHMIC ACCELERATION (NO SUBSTITUTIONS)
C	5999050015118	PANEL, RAMP CONTROL ASSEMBLY (NO SUBSTITUTIONS)
C	5999050015119	PANEL, REGUTRON 2, AMPLI-SPEED DRIVE CONTROL, INPUT 460 VOLT AC, 1.89 AMP, OUTPU
C	5999050015123	PICK-UP, MAGNETIC (NO SUBSTITUTIONS)
C	5999050015260	CIRCUIT BOARD, CONVERTER, 24 - 12 VOLT (NO SUBSTITUTIONS)
C	5999050025954	CLEANER, ASSEMBLY, VENT STEM, MANUAL, 24 W/STEM FOR THROAT AND INLET (NO SUBST
C	5999050032433	FINGER, LOAD, ON COPPER SUPPORT, SET OF 3, FOR AMPGUARD STARTER 4160 VOIT
C	5999050033477	PICK-UP, MAGNETIC, ENGINE MODEL 12GT2B
C	5999050033478	PICK-UP, MAGNETIC, ENGINE MODEL 12GT2B
C	5999050033489	SHAFT, MAGNETIC DRIVE, ENGINE MODEL 12GT2B
C	5999050034643	CARD, JOY VIBRATION MONITOR, DUAL, SERIES 9000, FOR O2 PLANT (NO SUBSTITUTIONS)
C	5999050034644	CARD, JOY VIBRATION MONITOR, FOR O2 PLANT (NO SUBSTITUTIONS)
C	5999050034645	CARD, TEMPERATURE MONITOR, SERIES X80 (NO SUBSTITUTIONS)
C	5999050035255	HEATER, O.L. (NO SUBSTITUTIONS)
B	5999050035393	CONTACT, MODEL K, SIZE 4, 3-POLE (NO SUBSTITUTIONS)
C	5999050035395	BOARD, MOTHER PC 1392, W/TOTALIZER P/N LA204492U901 (NO SUBSTITUTIONS)
C	5999050035690	BLOCK, OVERLOAD, SIZE 5, WITH 1-N/0/1-N/C, AUX CONTACT (NO SUBSTITUTIONS)
C	5999050035860	CIRCUIT BOARD, GATE PULSE BOARD (NO SUBSTITUTIONS)
C	5999050035861	CIRCUIT BOARD, GATE PULSE BOARD (NO SUBSTITUTIONS)
B	5999050036396	CENTRAL PROCESSING UNIT (CPU)
C	5999050037755	RACK, 7-SLOT, PLC UNITS IN SUB STATION, CL2 BLDG,O2 PLANT 1, 2, 3
C	5999050037756	RACK, 4-SLOT, PLC UNITS IN SUB STATION, CL2 BLDG,O2 PLANT 1, 2, 3
C	5999050037757	RACK, 13-SLOT, PLC UNITS IN SUB STATION, CL2 BLDG, O2 PLANT 1, 2, 3
C	5999050037791	ACTUATOR, QUADRAPOWER, 50 PSI AIR SUPPLY, SOLENOID VALVE TO FIT 12 815W VALVE
C	5999050037792	SENSOR, CARTRIDGE, MODEL 99, O2 TRAIN D.O. METERS
C	5999050037795	ISOLATOR, TYPE MCR-T-UI-E, 3 WIRE POT, 1000 OHM/420 MA, CHLORINATOR CONTROL
C	5999050037808	PROCESSOR, SLC S/04 CPU, SUB STA O2 PLANT 1, 2, 3PLC AT INTERAMA,&PRESTON SLUDGE
C	5999050037809	CARD, COMMUNICATION, SUB STA O2 PLANT 1, 2, 3 PLC
C	5999050041317	ACTUATOR, ELECTRAULIC, ROTARY CYLINDER, ANALOG INPUT SIGNAL, WELL PADS 1-4 VALVE
B	6105000259087	MOTOR, 5 HP, 1800 RPM, 230/460 VOLT, FRAME 184T, 3 PHASE, TEFC
C	6105050001169	MOTOR, CHART DRIVE, 24 HOUR, 120 VOLT AC (NO SUBSTITUTIONS)
C	6105050001237	MOTOR, CHART DRIVE, INDICATOR RECORDER, MOD#51-1310CED, SER #7212A118254, 6/8 ,

C	6105050012226	ROTOR, 7X3192-PL 3RD STG, FOR CENTAC COMPRESSOR MODEL 3C80M3, S/N M80-1873-187
C	6105050015134	MOTOR (NO SUBSTITUTIONS)
C	6105050034361	MOTOR, 40HP, 1800RPM, 3/60/230/460, FRAME 324TCV,VSS,TEFC, W/HYD 6282 SHAFT EXT
C	6105050034910	MOTOR, 1 HP, 1725 RPM, 230/460 VOLT, FRA
C	6105050035238	MOTOR, 208-230/460V, 56 C FRAME, 1725 RPM, AMPS: 2.1-2/1., 3F:1.25, HOR. SHAFT
C	6105050035262	MOTOR, 1/2 HP, 1725 RPM, 115 VOLT, FRAME 56T, 9.2A (GE C223) (NO SUBSTITUTIONS)
C	6105050035330	MOTOR, 3/4 HP, 1725 RPM, 180VDC, 60 HZ, 3.5 A, 1 PHASE, TYPE PM (NO SUBSTITUTION)
C	6110004335911	CONTACT KIT, FOR MAGNETIC STARTER TYPE SF, SIZE 4, 3 POLE (NO SUBSTITUTIONS)
C	6110050005038	STARTER, MAGNETIC,120V SEPARATE CONTROL, SIZE 3,NEMA 1,3 PHASE,SER.A(DO NOT SUBS
C	6110050009831	CONTACTOR, 3 POLE, 24 VOLT, TYPE 154B2H3, 25 FULLLOAD AMP, 35 RESISTIVE LOADAMP
C	6110050035254	STARTER, W/ N.O. CONTACTS, COIL #49ABT6, CONTACT BLOCK #48GF37AA2 (NO SUBSTITUTI
C	6110050035333	STARTER, ELECT, FOR HATZ TYPE 4M40B DIESEL ENGINE,S/N 801790002158, 12 VOLT
B	6110050036020	STARTER, SIZE 2, 3 PHASE TYPE 1CD, SER B, 600 VOLTS, COIL 120V 5056805G01
C	6110050036088	CONTACTOR, AIR (NO SUBSTITUTIONS)
C	6110050036089	CONTACTOR, VACUUM (NO SUBSTITUTIONS)
C	6110050041118	CONTACTOR, 10HP, 460V, 3 PHASE, WITH 24V COIL, PLANT GENERATOR #5
C	6115050033882	PLUG, FOR 2 VALVE 85380-E0012 (SUPERIOR GENERATORS)
C	6115050033883	STEM, FOR SUPERIOR GENERATORS
C	6115050033885	CAGE, FOR 2 VALVE 85380-E0012 (SUPERIOR GENERATORS)
B	6130050001209	CONVERTER,120V,MAGX,4-20 OUTPUT
C	6130050035855	CONVERTER, FREQUENCY VOLTAGE (NO SUBSTITUTIONS)
C	6130050035856	CONVERTER, FREQUENCY VOLTAGE (NO SUBSTITUTIONS)
C	6130050036391	POWER SUPPLY, 120VAC INPUT, 24VDC OUTPUT, INTERNATIONAL SERIES (NO SUBSTITUTIONS)
C	6130050036392	POWER SUPPLY, 120VAC INPUT, 24VDC OUTPUT, INTERNATIONAL SERIES (NO SUBSTITUTIONS)
C	6130050036393	POWER SUPPLY, SERIES 90-30, FOR OXYGEN PLANT 3 V
C	6130050037807	POWER SUPPLY, SUB STA O2 PLANT 1, 2, 3 PLC AT INTERAMA, & PRESTON SLUDGE BLDG.
C	6130050037812	CONVERTER, FIBER OPTIC, STAND ALONE, SUB STA O2 PLANT 1, 2, 3 PLC
C	6130050042001	UPS, RTU, QUINT-UPS/24DC/24DC/40
C	6130050042002	POWER SUPPLY, RTU, QUINT-PS/1AC/24DC/40
C	6135050037798	BATTERY, RTU BACK-UP POWER
C	6135050041287	BATTERY, RTU CONTROLWAVE MICRO CPU, SCADA CONTROL AND MONITORING SYSTEM
C	6135050041366	BATTERY, BACKUP, 12 VOLT, 12 AMP, PUMP STATION CONTROL PANELS
C	6145050005147	WIRE, HOOK UP,16AWG,COPPER,STRANDED,ORANGE,1000V,SP=100' (NO SUBSTITUTIONS)
C	6145050040813	CABLE, EXTENSION, 3300 NSV, O2 PLANT 1, 2 & 3 COMPRESSOR 1-5
C	6145050040815	CABLE, EXTENSION, NSV, O2 PLANT 1, 2 & 3 COMPRESSOR 1-5
C	6145050041286	CABLE, RTU MDS 9710 RADIO TO CONTROLWAVE
C	6145050041318	WIRE, .06", PLATINIZED NIOBIUM ANODE HOO
C	6145050041433	CABLE, I/O EXPANSION, 3 FEET, INJECTION WELL PLC CONTROLS
C	6145050041992	CABLE, RADIO TO ANTENNA
C	6210050001432	LAMP, AND HOLDER ASSEMBLY
C	6210050005625	LEGEND PLATE, ON - OFF (NO SUBSTITUTIONS)
C	6210050040812	PROXIMITOR, 3300XL NSV, O2 PLANT 1, 2 & 3 COMPRESSOR 1-5
C	6240050004919	LAMP, INDICATING, 125 VDC, RED (NO SUBSTITUTIONS)
C	6240050004920	LAMP, INDICATING, 125 VDC, GREEN (NO SUBSTITUTIONS)
C	6240050040311	LAMP, 70 WATTS, METALARC
C	6350050035693	SONALERT, SC110-30-120 VAC, 6-21MA (NO SUBSTITUTIONS)
C	6625050015453	METER, PROBE, CONDUCTIVITY (NO SUBSTITUTIONS)
C	6625050034914	PROBE, MOTION FAILURE ALARM, MFA - 4P, XPP-4, 5' OF CABLE (NO SUBSTITUTIONS)
C	6625050040773	MEMBRANE KIT, 1.25 MIL, FOR CALIBRATION OF D.O. METERS
B	6625050041158	METER, HYDRORANGER ULTRASONIC LEVEL
C	6645050009725	TIMER, PNEUMATIC UNIT, TYPE N, 2 AND 4 POLE RELAYS, MOUNT ON BULL 700, BULL 700
C	6665050000745	SENSING HEAD, USED GAS MONITORING SYSTEM (NO SUBSTITUTIONS)
B	6665050040678	SENSOR, COMBUSTIBLE GAS, METHANE, 0-100%
C	6665050040679	BRACKET, MOUNTING, POLYTRON IR TYPE 334, O2 TRAINS LEL SYSTEM
C	6665050040680	GUARD, SPLASH, POLYTRON IR TYPE 334, O2 TRAINS LEL SYSTEM
C	6665050040681	CELL, FIELD VERIFICATION, POLYTRON IR TYPE 334, O2 TRAINS LEL SYSTEM

B	6665050040851	TRANSMITTER, POLYTRON 2XP TAX, FOR CL2 SENSOR
C	6665050040852	GUARD, SPLASH, CHLORINE DETECTION IN PLANTS
C	6665050040853	KIT, WALL MOUNT WITH 5 METER, CHLORINE DETECTION IN PLANTS
C	6665050040854	CONTROL, REMOTE, CHLORINE DETECTION IN PLANTS
C	6680010737794	ALTERNATOR, MECHANICAL, NEMA TYPE 1 (NO SUBSTITUTIONS)
C	6680050001207	PEN, GREEN DISPOSABLE, PACK OF 2 (NO SUBSTITUTIONS)
C	6680050001233	COUNTER, COUNT 1-2, RESET 3-4 (NO SUBSTITUTIONS)
C	6680050015060	PEN, FIBER TIP, RED, 6 PER PACKAGE (NO SUBSTITUTIONS)
C	6680050019162	FLOAT, ROTAMETER, 1 11/16 DIAM., FOR CHLORINATION SYSTEM
C	6680050019311	ROTAMETER, INLET UNIT, FOR 500 LB. SERIES V-800 CHLORINATOR
C	6680050019321	ROTAMETER, FOR CHLORINATOR SERIES V-75, S/N RR24776
C	6680050022871	FLOAT, CERAMIC, FOR 2000 LB. SERIES V-800 CHLORINATOR, MODEL V-8020
B	6680050024085	TUBE, FOR 10000 LB. SERIES 800 V. NOTCH CHLORINATOR, S/N V8080, AL16198
C	6680050032596	TRANSDUCER, PRESSURE (NO SUBSTITUTIONS)
C	6680050032997	TEMPMETER, FOR EVAPORATOR SERIES #50-200
C	6680050033036	FLOAT, ROTAMETER, FOR V-2100 CHLORINATOR, S/N AR-37300
C	6680050033039	FLOAT, FOR V-2100 CHLORINATOR, S/N AR-37300
C	6680050033371	INDICATOR, DIFFERENTIAL PRESSURE W/INSTALLATION KIT, INSTRUMENT AIR FILTRATION
C	6680050033393	INLET, ROTAMETER, FOR V-2000 CHLORINATOR
B	6680050033404	TUBE, ROTAMETER, FOR V-2000 CHLORINATOR
C	6680050033614	FLOWMETER, VISI-FLOAT, FOR PLANT S/W SYSTEMS
C	6680050033869	TUBE, CONNECTION, FOR V-2000 LB CHLORINATOR
C	6680050034646	RECORDER, 120 V, FREQ. 60, 70 VOLT AMPS, CAT #25000-10-10-10-00-6-000-00-208-461
C	6680050034647	RECORDER, SERIES 3000,W/32 POINT INPUT,117VAC,60HZ, FULL DOOR (NO SUBSTITUTIONS)
B	6680050036389	ANALYZER, CL17 CHLORINE, 973 FILTER REUSE WATER SYSTEM TO FIU (NO SUBSTITUTIONS)
C	6680050036390	TURBIDIMETER, LOW RANGE PROCESS, MODEL 1720C, 973FILTER REUSE SYSTEM TO FIU
C	6680050036500	PEN, BLACK (NO SUBSTITUTIONS)
C	6680050037672	PEN, RED
B	6680050037734	TACHOMETER, PANEL
C	6680050037789	CIRCUIT BOARD, N0740 TURBIDITY ANALYZER
C	6680050040811	PROBE, NSV, 375 SMOOTH BODY W/MOD 145086-01, O2 PLANT 1, 2 & 3 COMPRESSOR 1-5
C	6680050040814	PROBE, NSV, O2 PLANT 1, 2 & 3 COMPRESSOR 1-5
B	6680050041159	TRANSDUCER, XPS 15
C	6680050041541	EXPANSION BASE, 4 I/O SLOT PANEL MOUNT UP TO 4 I/O MODULES, SCADA RTV
B	6680050041544	TRANSDUCER, CURRENT, HAWKEYE 400A, 4-20MA, SPLIT CORE FACTORY SET, SCADA RTV
C	6680050041575	TRANSDUCER, CURRENT, HAWKEYE 300A, 4-20MA, SPLIT CORE FACTORY SET, SCADA RTV
C	6685011326236	GAUGE, (C) TEMPERATURE, FOR SERIES 50-202 EVAPORATOR, S/N 24719-29366 & 29367 &
C	6685050001536	TUBE, BOURDON, TYPE ROTO-TRAN, PRESSURE 4.3 - 30P.S.I. (NO SUBSTITUTIONS)
C	6685050004337	FLEXURE, FOR MODEL 8005 AND 8006 ELECTRO PNEUMATIC TRANSDUCER
C	6685050004338	FLEXURE, FOR MODEL 8005 AND 8006 ELECTRO PNEUMATIC TRANSDUCER
C	6685050004342	NOZZLE, FOR MODEL 8005 AND 8006 ELECTRO PNEUMATIC TRANSDUCER (DELETE WHEN 0)
B	6685050014220	GAUGE, GAS PRESSURE, 0-300, FOR EVAPORATOR SERIES 50-200, 50-202
C	6685050015114	THERMOMETER, FOR AC MOTOR
C	6685050015186	PLUNGER, FOR MODEL 74 B/M, 14811-745NS VALVE POSITIONER
C	6685050015190	GAUGE, 0-160 PSI, FOR MODEL 74 B/M, 14811-745NS10, VALVE POSITIONER
C	6685050015191	NUT, FOR MODEL 74 B/M, 14811-745NS VALVE POSITIONER
C	6685050015192	DIAPHRAGM, ASSEMBLY, ON MODEL 74 B/M, 14811-745NS VALVE POSITIONER
C	6685050015194	RING, DIAPHRAGM, FOR MODEL 74 B/M, 14811-745NS10, VALVE POSITIONER
C	6685050015196	BEAM, ASSEMBLY, ON MODEL 74 B/M, 14811-745NS VALVE POSITIONER
C	6685050015197	RING, DIAPHRAGM, FOR MODEL 74 B/M, 14811-745NS10, VALVE POSITIONER
C	6685050015198	DIAPHRAGM, ASSEMBLY, ON MODEL 74 B/M, 14811-745NS VALVE POSITIONER
C	6685050015204	PLUNGER, CLEANING, FOR MODEL 74 B/M, 14811-745NS VALVE POSITIONER
C	6685050015207	POSITIONER, PNEUMATIC, VALVE, RANGE .25-2.5SCFH
C	6685050018596	POSITIONER, PNEUMATIC, VALVE, H/FR AIR COMPRESSOR, RANGE .25-2.5SCFH (NO SUBSTIT
C	6685050023283	MODULE, SENSOR, 0-100 PSI, FOR TRANSDUCER MODEL 1151GP
C	6685050027339	RING, DIAPHRAGM, FOR MODEL 74 B/M, 14811-745NS10, VALVE POSITIONER

C	6685050029669	GAUGE, VACUUM, FOR V-NOTCH CHLORINATOR SERIES V2100, S/N AN17390
C	6685050029874	GAUGE, PRESSURE, 0-60 PSI, 1/4 NPT LOWER CONNECTION, 4 1/2 DIAL, DIAPHRAGM SEA
C	6685050030001	GAUGE, (C) INJECTION SUCTION 500 LB. SERIES V-800CHLORINATOR, REPLACES #20856
C	6685050032703	UNIT, (C) PRESSURE CHECK VACUUM REGULATOR U28177,PRESS. RELIEF VALVE U27550
C	6685050032713	UNIT, (C) CHECK AND INSERT VACUUM REGULATOR U28177, PRESS. RELIEF VALVE U27550
C	6685050032803	GAUGE, LOW PRESSURE, 0-300 WATER, 1/4 NPT BACK CONNECTION, 2 1/2 DIAL
C	6685050032892	GAUGE, 0-60 PSI, 30 VAC, SS CASE, 4 DIAL, FOR GAS SCRUBBER AND COMPRESSOR
C	6685050032893	GAUGE, 0-100 PSI, 30 VAC, SS CASE, 4 DIAL, FOR GAS SCRUBBER AND COMPRESSOR
C	6685050034664	CONTROLLER (NO SUBSTITUTIONS)
B	6685050034668	CONTROLLER (NO SUBSTITUTIONS)
C	6685050034676	CONTROLLER, DATA PLANT, SSR-10-40-HP (NO SUBSTITUTIONS)
C	6685050034756	TRANSMITTER, VIBRATION, MODEL 191 (NO SUBSTITUTIONS)
C	6685050034758	IQ, DATA PLUS II (NO SUBSTITUTIONS)
C	6685050035312	CONTROLLER, TRIPLE LOOP, WITH LINK INTERFACE (NO SUBSTITUTIONS)
C	6685050035692	CONTROLLER, INDICATOR,RANGE 0-20' H2O,SUPPLY 20PSI,LIC: 203/204 (NO SUBSTITUTION)
B	6685050035773	DISPLAY, MODULAR CONTROLLER (NO SUBSTITUTIONS)
C	6685050036127	TRANSMITTER, POTENTIOMETER, 4-20 MA, 24V DC (NO SUBSTITUTIONS)
A	6685050041172	CONTROLLER, DCRS-C, 240VAC, FIRMWAVE 1
C	6695050025834	COVER, DRUM, FOR TRANSMITTER # 45062-7
C	6695050025872	VENT, CLEANER BUNDLES, MANUAL, ON VENTUR'S 42 X 27.25
C	6810000001262	ELECTROLYTE, FLOWMATCHER, FOR 125 HP MOTOR, (RESISTIVITY 28.5) (NO SUBSTITUTIONS)
C	6810050036371	SOLUTION, BUFFER, PREMIXED, 500 ML, PH-400 (NO SUBSTITUTIONS)
C	6810050036372	SOLUTION, BUFFER, PREMIXED, 500ML, PH-700 (NO SUBSTITUTIONS)
C	6810050036373	SOLUTION, ELECTROLYTE, 500ML, PH (NO SUBSTITUTIONS)
C	7510050000519	INK, CAPSULE, RED, 2 YEAR SUPPLY
C	7510050015017	INK, CAPSULE, BLUE, 2 YEAR SUPPLY
C	7510050034783	RIBBON, CARTRIDGE (NO SUBSTITUTIONS)
C	7530050029572	CHART, RANGE 0-45, 7 DAY, FOR FLOWMETER M27, BOX OF 100 (NO SUBSTITUTIONS)
C	7530050029573	CHART, RANGE 0-65, 7 DAY, FOR FLOWMETER M6, BOX OF 100 (NO SUBSTITUTIONS)
C	7530050029574	CHART, RANGE 0-25, 7 DAY, FOR FLOWMETER M42, BOX OF 100 (NO SUBSTITUTIONS)
C	7530050034677	PAPER, PRINTER, FOR DRANETZ SERIES 808 ELECTRICPOWER DEMAND ANALYZER
C	7530050034782	CHART, PAPER (NO SUBSTITUTIONS)
C	7530050034912	PAPER, CHART, VOLTAGE RECORDER (NO SUBSTITUTIONS)
B	7530050035389	RECORDER, STRIP, P/N=2345-31-444-000-000-006-01010
C	7530050036326	CHART, 0-50, 24 HOUR, GDTW0050U050, FLOW RECORDER(NO SUBSTITUTIONS)
C	7530050036327	CHART, 0-10, 24 HOUR, HKTW01005016, FLOWMETER (NOSUBSTITUTIONS)
C	7530050036502	CHART, 0-100, FOR INJECTION WELL PUMP STATION METER (NO SUBSTITUTIONS)
C	7530050036504	CHART, STRIP, FOR INJECTION WELL PUMP STATION METER (NO SUBSTITUTIONS)
C	7530050037788	CHART, 0 - 300, 7-DAY, EFFLUENT FLOW RECORDER
C	8040050041102	EPOXY, URETHANE MODIFIED, UROFLEX (RED), 4 GALLON KIT
C	9150005297471	SILICONE, COMPOUND, DIALECTRIC, VERSILUBE 5.0 OZ. TUBE (NO SUBSTITUTIONS)
A	9150050031838	OIL, HYDRAULIC, HO-4, 55 GALLON DRUM (NO SUBSTITUTIONS)
C	9150050034633	OIL, REFRIGERANT, FOR CFC FREE AIRCONDITIONING UNITS, COMPATIBLE



# APPENDIX E

## Equipment Prioritization / Criticality in EAMS

**NDWWTP**

Description	Criticality	Status
NDWWTP-RAW WASTE INFLUENT CONTROL	Hazard - Potential Safety, Health or Environment Issue. Failure without warning.	In Service
NDWWTP-RETURN ACTIVATED SLDG CONTROL	High Disruption. Operations in critical area lost. Significant Delay to restore.	In Service
NDWWTP - IRRIGATION ZONE 1	Failure should not affect of Safety, Health, Environment or Operations.	In Service
NDWWTP - IRRIGATION ZONE 2	Failure should not affect of Safety, Health, Environment or Operations.	In Service
NDWWTP - IRRIGATION ZONE 3	Failure should not affect of Safety, Health, Environment or Operations.	In Service
NDWWTP - IRRIGATION ZONE 4	Failure should not affect of Safety, Health, Environment or Operations.	In Service
NDWWTP-EFFLUENT CONTROL	High Disruption. Operations in critical area lost. Significant Delay to restore.	In Service
NDWWTP-EFFLUENT PIPING	Hazard - Potential Safety, Health or Environment Issue. Failure without warning.	In Service
NDWWTP-INFLUENT PIPING	Hazard - Potential Safety, Health or Environment Issue. Failure without warning.	In Service
NDWWTP-INJECTION WELL HEADER	Moderate Disruption. Portion of Operations lost. Moderate delay to restore.	In Service
NDWWTP-PLANT BYPASS PIPING	Moderate Disruption. Portion of Operations lost. Moderate delay to restore.	In Service
NDWWTP-PRETREATMENT PIPING	High Disruption. Operations in critical area lost. Significant Delay to restore.	In Service
NDWWTP-SECONDARY EFFLUENT PIPING	High Disruption. Operations in critical area lost. Significant Delay to restore.	In Service
NDWWTP-SECONDARY INFLUENT PIPING	High Disruption. Operations in critical area lost. Significant Delay to restore.	In Service
ADMINISTRATION BLDG-SUMP PUMP 1	High Disruption. Operations in critical area lost. Significant Delay to restore.	In Service
ADMINISTRATION BLDG-SUMP PUMP 2	High Disruption. Operations in critical area lost. Significant Delay to restore.	In Service
ADMINISTRATION BLDG-SUMP PUMP 3	High Disruption. Operations in critical area lost. Significant Delay to restore.	In Service
ADMINISTRATION BLDG-SUMP PUMP 4	High Disruption. Operations in critical area lost. Significant Delay to restore.	In Service
ADMINISTRATION BLDG-SAMPLE PUMP 1	High Disruption. Operations in critical area lost. Significant Delay to restore.	In Service
ADMINISTRATION BLDG-SAMPLE PUMP 2	High Disruption. Operations in critical area lost. Significant Delay to restore.	In Service
ADMINISTRATION BLDG-SAMPLE PUMP 3	High Disruption. Operations in critical area lost. Significant Delay to restore.	In Service
ADMINISTRATION BLDG-SAMPLE PUMP 4	High Disruption. Operations in critical area lost. Significant Delay to restore.	In Service
ADMINISTRATION BLDG-EMERGENCY HURRICANE PUMP	Moderate Disruption. Portion of Operations lost. Moderate delay to restore.	In Service

AMININSTRATION BLDG-POWER PANEL ABH	Moderate Disruption. Portion of Operations lost. Moderate delay to restore.	In Service
AMININSTRATION BLDG-POWER PANEL ACL	Moderate Disruption. Portion of Operations lost. Moderate delay to restore.	In Service
AMININSTRATION BLDG-POWER PANEL BAL	Moderate Disruption. Portion of Operations lost. Moderate delay to restore.	In Service
AMININSTRATION BLDG-FLAG POLE PIT-POWER PANEL CBH	Moderate Disruption. Portion of Operations lost. Moderate delay to restore.	In Service
AMININSTRATION BLDG-FLAG POLE PIT-POWER PANEL CBL	Moderate Disruption. Portion of Operations lost. Moderate delay to restore.	In Service
AMININSTRATION BLDG-POWER PANEL CRL	Moderate Disruption. Portion of Operations lost. Moderate delay to restore.	In Service
AMININSTRATION BLDG-POWER PANEL DPA	Moderate Disruption. Portion of Operations lost. Moderate delay to restore.	In Service
AMININSTRATION BLDG-POWER PANEL DPB	Moderate Disruption. Portion of Operations lost. Moderate delay to restore.	In Service
AMININSTRATION BLDG-POWER PANEL DPC	Moderate Disruption. Portion of Operations lost. Moderate delay to restore.	In Service
AMININSTRATION BLDG-POWER PANEL DPD	Moderate Disruption. Portion of Operations lost. Moderate delay to restore.	In Service
AMININSTRATION BLDG-POWER PANEL LEQ	Moderate Disruption. Portion of Operations lost. Moderate delay to restore.	In Service
AMININSTRATION BLDG-POWER PANEL LRT	Moderate Disruption. Portion of Operations lost. Moderate delay to restore.	In Service
ADMINISTRATION BLDG-FINAL EFFLUENT SAMPLE SYSTEM 1	Moderate Disruption. Portion of Operations lost. Moderate delay to restore.	In Service
ADMINISTRATION BLDG-FINAL EFFLUENT SAMPLE SYSTEM 2	Moderate Disruption. Portion of Operations lost. Moderate delay to restore.	In Service
ADMINISTRATION BLDG-AIR COMPRESSOR	High Disruption. Operations in critical area lost. Significant Delay to restore.	In Service
ADMINISTRATION BLDG-VACUUM PUMP 1	High Disruption. Operations in critical area lost. Significant Delay to restore.	In Service
ADMINISTRATION BLDG-VACUUM PUMP 2	High Disruption. Operations in critical area lost. Significant Delay to restore.	In Service
ADMINISTRATION BLDG-BY-PASS BACKFLOW PREV	Minor Disruption. Repair to failure longer than trouble call.No operation impact	In Service
ADMINISTRATION BLDG-EYE WASH/SHOWER	Minor Disruption. Repair to failure longer than trouble call.No operation impact	In Service
ADMINISTRATION BLDG-MAIN BACKFLOW PREVENTER	Minor Disruption. Repair to failure longer than trouble call.No operation impact	In Service
ADMINISTRATION BLDG-WATER FOUNTAIN WATER FILTER	Minor Disruption. Repair to failure longer than trouble call.No operation impact	In Service
AMININSTRATION BLDG-FIRE ALARM PANEL	Failure should not affect of Safety, Health, Environment or Operations.	In Service
SCADA OFFICE TRAILER-POWER AND LIGHTING	Moderate Disruption. Portion of Operations lost. Moderate delay to restore.	In Service
SCADA OFFICE TRAILER-POWER PANEL PL	Moderate Disruption. Portion of Operations lost. Moderate delay to restore.	In Service
MAINT BLDG-MOBILE BREATHING AIR SYSTEM	Failure should not affect of Safety, Health, Environment or Operations.	In Service
MAINT BLDG-EXHAUST FAN 1	Failure should not affect of Safety, Health, Environment or Operations.	In Service

MAINT BLDG-EXHAUST FAN 2	Failure should not affect of Safety, Health, Environment or Operations.	In Service
MAINT BLDG-EXHAUST FAN 3	Failure should not affect of Safety, Health, Environment or Operations.	In Service
MAINT BLDG-EXHAUST FAN 4	Failure should not affect of Safety, Health, Environment or Operations.	In Service
MAINT BLDG-EXHAUST FAN 5	Failure should not affect of Safety, Health, Environment or Operations.	In Service
MAINT BLDG-EXHAUST FAN 6	Failure should not affect of Safety, Health, Environment or Operations.	In Service
MAINT BLDG-POWER PANEL 1H	Failure should not affect of Safety, Health, Environment or Operations.	In Service
MAINT BLDG-POWER PANEL 1L	Failure should not affect of Safety, Health, Environment or Operations.	In Service
MAINT BLDG-POWER PANEL 1LA	Failure should not affect of Safety, Health, Environment or Operations.	In Service
MAINT BLDG-POWER PANEL 1LB	Failure should not affect of Safety, Health, Environment or Operations.	In Service
MAINT BLDG-POWER PANEL 2DS	Failure should not affect of Safety, Health, Environment or Operations.	In Service
MAINT BLDG-POWER PANEL 2H	Failure should not affect of Safety, Health, Environment or Operations.	In Service
MAINT BLDG-POWER PANEL 2L	Failure should not affect of Safety, Health, Environment or Operations.	In Service
MAINT BLDG-POWER PANEL DAC	Failure should not affect of Safety, Health, Environment or Operations.	In Service
MAINT BLDG-POWER PANEL DPR	Failure should not affect of Safety, Health, Environment or Operations.	In Service
MAINT BLDG-POWER PANEL DPS	Failure should not affect of Safety, Health, Environment or Operations.	In Service
MAINT BLDG-POWER PANEL MDP	Failure should not affect of Safety, Health, Environment or Operations.	In Service
MAINT BLDG-POWER PANEL NES	Failure should not affect of Safety, Health, Environment or Operations.	In Service
MAINT BLDG-POWER PANEL P	Failure should not affect of Safety, Health, Environment or Operations.	In Service
MAINT BLDG-POWER PANEL SLA	Failure should not affect of Safety, Health, Environment or Operations.	In Service
MAINT BLDG-POWER PANEL SLB	Failure should not affect of Safety, Health, Environment or Operations.	In Service
MAINT BLDG-POWER PANEL SLC	Failure should not affect of Safety, Health, Environment or Operations.	In Service
MAINT BLDG-POWER PANEL SLD	Failure should not affect of Safety, Health, Environment or Operations.	In Service
MAINT BLDG-POWER PANEL SLE	Failure should not affect of Safety, Health, Environment or Operations.	In Service
MAINT BLDG-BRIDGE CRANE 3	Failure should not affect of Safety, Health, Environment or Operations.	In Service
MAINT BLDG-JIB CRANE 2	Failure should not affect of Safety, Health, Environment or Operations.	In Service
MAINT BLDG-PORTABLE HOIST 1	Failure should not affect of Safety, Health, Environment or Operations.	In Service

MAINT BLDG-PORTABLE HOIST 3	Failure should not affect of Safety, Health, Environment or Operations.	In Service
MAINT BLDG-PORTABLE HOIST 5	Failure should not affect of Safety, Health, Environment or Operations.	In Service
MAINT BLDG-AIR COMPRESSOR 2	Failure should not affect of Safety, Health, Environment or Operations.	In Service
MAINT BLDG-AIR COMPRESSOR 3	Failure should not affect of Safety, Health, Environment or Operations.	In Service
MAINT BLDG-ARC WELDER	Failure should not affect of Safety, Health, Environment or Operations.	In Service
MAINT BLDG-BELT/DISC SANDER	Failure should not affect of Safety, Health, Environment or Operations.	In Service
MAINT BLDG-DRILL PRESS 1	Failure should not affect of Safety, Health, Environment or Operations.	In Service
MAINT BLDG-HORIZONTAL BAND SAW	Failure should not affect of Safety, Health, Environment or Operations.	In Service
MAINT BLDG-HYDRAULIC PRESS	Failure should not affect of Safety, Health, Environment or Operations.	In Service
MAINT BLDG-MACHINE LATHE 10	Failure should not affect of Safety, Health, Environment or Operations.	In Service
MAINT BLDG-MACHINE LATHE 17	Failure should not affect of Safety, Health, Environment or Operations.	In Service
MAINT BLDG-OIL DISPENSING SYSTEM	Failure should not affect of Safety, Health, Environment or Operations.	In Service
MAINT BLDG-PORTABLE AIR COMPRESSOR	Failure should not affect of Safety, Health, Environment or Operations.	In Service
MAINT BLDG-PLASMA ARC CUTTER	Failure should not affect of Safety, Health, Environment or Operations.	In Service
MAINT BLDG-PIPE THREADER	Failure should not affect of Safety, Health, Environment or Operations.	In Service
MAINT BLDG-PORTABLE WELDER	Failure should not affect of Safety, Health, Environment or Operations.	In Service
MAINT BLDG-PARTS WASHER	Failure should not affect of Safety, Health, Environment or Operations.	In Service
MAINT BLDG-SANDBLASTING CABINET	Failure should not affect of Safety, Health, Environment or Operations.	In Service
MAINT BLDG-VERTICAL BAND SAW	Failure should not affect of Safety, Health, Environment or Operations.	In Service
MAINT BLDG-VERTICAL MILLING MACHINE	Failure should not affect of Safety, Health, Environment or Operations.	In Service
MAINT BLDG-BACKFLOW PREVENTER EAST	Failure should not affect of Safety, Health, Environment or Operations.	In Service
MAINT BLDG-BACKFLOW PREVENTER WEST	Failure should not affect of Safety, Health, Environment or Operations.	In Service
MECH SHOP EYE WASH/SHOWER	Minor Disruption. Repair to failure longer than trouble call.No operation impact	In Service
MAINT BLDG-WATER FOUNTAIN WATER FILTER 1	Failure should not affect of Safety, Health, Environment or Operations.	In Service
MAINT BLDG-WATER FOUNTAIN WATER FILTER 2	Failure should not affect of Safety, Health, Environment or Operations.	In Service
MAINT BLDG-FIRE ALARM PANEL 1	Failure should not affect of Safety, Health, Environment or Operations.	In Service

## Grit Removal System

GRIT BLDG-RAW WSTE INF CTRL VLV CENTER	Hazard - Potential Safety, Health or Environment Issue. Failure without warning.	In Service
GRIT BLDG-RAW WSTE INF CTRL VLV NORTH	Hazard - Potential Safety, Health or Environment Issue. Failure without warning.	In Service
GRIT BLDG-RAW WSTE INF CTRL VLV SOUTH	Hazard - Potential Safety, Health or Environment Issue. Failure without warning.	In Service
GRIT BLDG-RAW WSTE INF EQUAL VLV NORTH	Hazard - Potential Safety, Health or Environment Issue. Failure without warning.	In Service
GRIT BLDG-RAW WSTE INF EQUAL VLV SOUTH	Hazard - Potential Safety, Health or Environment Issue. Failure without warning.	In Service
GRIT BLDG-BARSCREEN 1	High Disruption. Operations in critical area lost. Significant Delay to restore.	In Service
GRIT BLDG-BARSCREEN 2	High Disruption. Operations in critical area lost. Significant Delay to restore.	In Service
GRIT BLDG-BARSCREEN 3	High Disruption. Operations in critical area lost. Significant Delay to restore.	In Service
GRIT BLDG-BARSCREEN CONVEYOR BELT 1	High Disruption. Operations in critical area lost. Significant Delay to restore.	In Service
GRIT BLDG-BARSCREEN CONVEYOR BELT 2	High Disruption. Operations in critical area lost. Significant Delay to restore.	In Service
GRIT BLDG-EXHAUST FAN 2	Moderate Disruption. Portion of Operations lost. Moderate delay to restore.	In Service
GRIT BLDG-BARSCREEN	High Disruption. Operations in critical area lost. Significant Delay to restore.	In Service
GRIT BLDG-GRIT CHMB EFF DIVERTER VALVE NORTH	High Disruption. Operations in critical area lost. Significant Delay to restore.	In Service
GRIT BLDG-GRIT CHMB EFF DIVERTER VALVE SOUTH	High Disruption. Operations in critical area lost. Significant Delay to restore.	In Service
GRIT BLDG-PRIMARY CLARIFIER 5	High Disruption. Operations in critical area lost. Significant Delay to restore.	In Service
GRIT BLDG-PRIMARY CLARIFIER 6	High Disruption. Operations in critical area lost. Significant Delay to restore.	In Service
GRIT BLDG-4160 V MAIN SWITCHGEAR	High Disruption. Operations in critical area lost. Significant Delay to restore.	In Service
GRIT BLDG-4160 V MAIN SWITCHGEAR EAST	High Disruption. Operations in critical area lost. Significant Delay to restore.	In Service
GRIT BLDG-4160 V MAIN SWITCHGEAR WEST	High Disruption. Operations in critical area lost. Significant Delay to restore.	In Service
GRIT BLDG-4160V MAIN BREAKER A	High Disruption. Operations in critical area lost. Significant Delay to restore.	In Service
GRIT BLDG-4160V MAIN BREAKER B	High Disruption. Operations in critical area lost. Significant Delay to restore.	In Service
GRIT BLDG-4160V MAIN TIE BREAKER	High Disruption. Operations in critical area lost. Significant Delay to restore.	In Service
GRIT BLDG-BARSCREEN	High Disruption. Operations in critical area lost. Significant Delay to restore.	In Service
GRIT BLDG-BARSCREEN CONVEYOR BELT	High Disruption. Operations in critical area lost. Significant Delay to restore.	In Service
GRIT BLDG-LIGHTING PANEL A	High Disruption. Operations in critical area lost. Significant Delay to restore.	In Service
GRIT BLDG-LIGHTING PANEL B	High Disruption. Operations in critical area lost. Significant Delay to restore.	In Service

## Pretreatment Systems

GRIT BLDG-MOTOR CONTROL CENTER A & B	High Disruption. Operations in critical area lost. Significant Delay to restore.	In Service
GRIT BLDG-MAIN DISTRIBUTION CENTER EAST	High Disruption. Operations in critical area lost. Significant Delay to restore.	In Service
GRIT BLDG-MAIN DISTRIBUTION CENTER WEST	High Disruption. Operations in critical area lost. Significant Delay to restore.	In Service
GRIT BLDG-POWER PANEL A	High Disruption. Operations in critical area lost. Significant Delay to restore.	In Service
GRIT BLDG-POWER PANEL B	High Disruption. Operations in critical area lost. Significant Delay to restore.	In Service
GRIT BLDG-SWITCHGEAR BAT CHARGER	Minor Disruption. Repair to failure longer than trouble call.No operation impact	In Service
GRIT BLDG-BARSCREEN CATHODIC PROTECTION PANEL	Minor Disruption. Repair to failure longer than trouble call.No operation impact	In Service
GRIT BLDG-BLOWER ROOM TROLLY CRANE	Failure should not affect of Safety, Health, Environment or Operations.	In Service
GRIT BLDG-BARSCREEN TROLLY CRANE	Failure should not affect of Safety, Health, Environment or Operations.	In Service
GRIT BLDG-GRIT COLLECTOR TROLLY CRANE	Failure should not affect of Safety, Health, Environment or Operations.	In Service
GRIT BLDG-SEPTAGE PUMP TROLLY CRANE	Failure should not affect of Safety, Health, Environment or Operations.	In Service
GRIT BLDG-INFLUENT FLOW METER 1	Minor Disruption. Repair to failure longer than trouble call.No operation impact	In Service
GRIT BLDG-INFLUENT FLOW METER 2	Minor Disruption. Repair to failure longer than trouble call.No operation impact	In Service
GRIT BLDG-INFLUENT FLOW METER 3	Minor Disruption. Repair to failure longer than trouble call.No operation impact	In Service
GRIT BLDG-MOTION FAILURE ALARM	Minor Disruption. Repair to failure longer than trouble call.No operation impact	In Service
GRIT BLDG-STATION ANNUNCIATOR	Minor Disruption. Repair to failure longer than trouble call.No operation impact	In Service
GRIT BLDG-FIRE ALARM PANEL		In Service
PRETREAT-N/S EQUALIZATION SLUICE GATE	Moderate Disruption. Portion of Operations lost. Moderate delay to restore.	In Service
PRETREAT-RAW WASTE	Moderate Disruption. Portion of Operations lost. Moderate delay to restore.	In Service
PRETREAT-INFLUENT SLUICE GATE 1	Moderate Disruption. Portion of Operations lost. Moderate delay to restore.	In Service
PRETREAT-INFLUENT SLUICE GATE 2	Moderate Disruption. Portion of Operations lost. Moderate delay to restore.	In Service
PRETREAT-INFLUENT SLUICE GATE 3	Moderate Disruption. Portion of Operations lost. Moderate delay to restore.	In Service
PRETREAT-BARSCREEN 1	Moderate Disruption. Portion of Operations lost. Moderate delay to restore.	In Service
PRETREAT-BARSCREEN 2	Moderate Disruption. Portion of Operations lost. Moderate delay to restore.	In Service
PRETREAT-BARSCREEN 3	Moderate Disruption. Portion of Operations lost. Moderate delay to restore.	In Service
PRETREAT-BARSCREEN 4	Moderate Disruption. Portion of Operations lost. Moderate delay to restore.	In Service
PRETREAT-BARSCREEN 5	Moderate Disruption. Portion of Operations lost. Moderate delay to restore.	In Service

PRETREAT-BARSCREEN 6	Moderate Disruption. Portion of Operations lost. Moderate delay to restore.	In Service
PRETREAT-BARSCREEN CONVEYOR BELT	Moderate Disruption. Portion of Operations lost. Moderate delay to restore.	In Service
PRETREAT-DEGRITTER 2	Moderate Disruption. Portion of Operations lost. Moderate delay to restore.	In Service
PRETREAT-DEGRITTER 3	Moderate Disruption. Portion of Operations lost. Moderate delay to restore.	In Service
PRETREAT-DEGRITTER 4	Moderate Disruption. Portion of Operations lost. Moderate delay to restore.	In Service
PRETREAT-DEGRITTER 5	Moderate Disruption. Portion of Operations lost. Moderate delay to restore.	In Service
PRETREAT-DEGRITTER 6	Moderate Disruption. Portion of Operations lost. Moderate delay to restore.	In Service
PRETREAT-DEGRITTER MANIFOLD	Moderate Disruption. Portion of Operations lost. Moderate delay to restore.	In Service
PRETREAT-DEGRITTER OVERFLOW BY PASS VALVE	Moderate Disruption. Portion of Operations lost. Moderate delay to restore.	In Service
PRETREAT-GRIT HOPPER	Moderate Disruption. Portion of Operations lost. Moderate delay to restore.	In Service
PRETREAT-MAIN DEGRITTER BY PASS VALVE	Moderate Disruption. Portion of Operations lost. Moderate delay to restore.	In Service
PRETREAT-MAIN DEGRITTER EFFLUENT VALVE	Moderate Disruption. Portion of Operations lost. Moderate delay to restore.	In Service
PRETREAT-PRIM CLAR 1 BY PASS	Moderate Disruption. Portion of Operations lost. Moderate delay to restore.	In Service
PRETREAT-PRIM CLAR 2 BY PASS	Moderate Disruption. Portion of Operations lost. Moderate delay to restore.	In Service
PRETREAT-PRIM CLAR 3 BY PASS	Moderate Disruption. Portion of Operations lost. Moderate delay to restore.	In Service
PRETREAT-PRIM CLAR 4 BY PASS	Moderate Disruption. Portion of Operations lost. Moderate delay to restore.	In Service
PRETREAT-PRIM CLAR 5 BY PASS 1	Moderate Disruption. Portion of Operations lost. Moderate delay to restore.	In Service
PRETREAT-PRIM CLAR 5 BY PASS 2	Moderate Disruption. Portion of Operations lost. Moderate delay to restore.	In Service
PRETREAT-PRIM CLAR 6 BY PASS 1	Moderate Disruption. Portion of Operations lost. Moderate delay to restore.	In Service
PRETREAT-PRIM CLAR 6 BY PASS 2	Moderate Disruption. Portion of Operations lost. Moderate delay to restore.	In Service
PRETREAT-FLOOR DRAIN PUMP 1	Failure should not affect of Safety, Health, Environment or Operations.	In Service
PRETREAT-FLOOR DRAIN PUMP 2	Failure should not affect of Safety, Health, Environment or Operations.	In Service
PRETREAT-MAG METER SUMP PUMP 1	Failure should not affect of Safety, Health, Environment or Operations.	In Service
PRETREAT-MAG METER SUMP PUMP 2	Failure should not affect of Safety, Health, Environment or Operations.	In Service
PRETREAT-PLANT SANITARY CONTROL PANEL	Moderate Disruption. Portion of Operations lost. Moderate delay to restore.	In Service
PRETREAT-PLANT SANITARY WASTE PUMP 1	Moderate Disruption. Portion of Operations lost. Moderate delay to restore.	In Service



PRETREAT-PLANT SANITARY WASTE PUMP 2	Moderate Disruption. Portion of Operations lost. Moderate delay to restore.	In Service
PRETREAT-RAW WASTE	High Disruption. Operations in critical area lost. Significant Delay to restore.	In Service
PRETREAT-TANK DRAIN PUMP 1	Moderate Disruption. Portion of Operations lost. Moderate delay to restore.	In Service
PRETREAT-TANK DRAIN PUMP 2	Moderate Disruption. Portion of Operations lost. Moderate delay to restore.	In Service
PRETREAT-AIR SCRUBBER	Moderate Disruption. Portion of Operations lost. Moderate delay to restore.	In Service
PRETREAT-AIR SCRUBBER 1	Moderate Disruption. Portion of Operations lost. Moderate delay to restore.	In Service
PRETREAT-AIR SCRUBBER 2	Moderate Disruption. Portion of Operations lost. Moderate delay to restore.	In Service
PRETREAT-CHEMICAL RECIRCULATION PUMP 1	Moderate Disruption. Portion of Operations lost. Moderate delay to restore.	In Service
PRETREAT-CHEMICAL RECIRCULATION PUMP 2	Moderate Disruption. Portion of Operations lost. Moderate delay to restore.	In Service
PRETREAT-CHEMICAL RECIRCULATION PUMP 3	Moderate Disruption. Portion of Operations lost. Moderate delay to restore.	In Service
PRETREAT-CHEMICAL RECIRCULATION PUMP 4	Moderate Disruption. Portion of Operations lost. Moderate delay to restore.	In Service
PRETREAT-SCRUBBER BLOWER 1	Moderate Disruption. Portion of Operations lost. Moderate delay to restore.	In Service
PRETREAT-SCRUBBER BLOWER 2	Moderate Disruption. Portion of Operations lost. Moderate delay to restore.	In Service
PRETREAT-AIR COMPRESSOR 1	High Disruption. Operations in critical area lost. Significant Delay to restore.	In Service
PRETREAT-AIR COMPRESSOR 2	High Disruption. Operations in critical area lost. Significant Delay to restore.	In Service
PRETREAT-AIR COMPRESSOR REFRIGERATED DRYER	Moderate Disruption. Portion of Operations lost. Moderate delay to restore.	In Service
PRETREAT-EXHAUST FAN E-13	Minor Disruption. Repair to failure longer than trouble call.No operation impact	In Service
PRETREAT-EXHAUST FAN E-6	Minor Disruption. Repair to failure longer than trouble call.No operation impact	In Service
PRETREAT-CIRCULATION FAN 1	Minor Disruption. Repair to failure longer than trouble call.No operation impact	In Service
PRETREAT-CIRCULATION FAN 2	Minor Disruption. Repair to failure longer than trouble call.No operation impact	In Service
PRETREAT-CIRCULATION FAN 3	Minor Disruption. Repair to failure longer than trouble call.No operation impact	In Service
PRETREAT-CIRCULATION FAN 4	Minor Disruption. Repair to failure longer than trouble call.No operation impact	In Service
PRETREAT-CIRCULATION FAN 5	Minor Disruption. Repair to failure longer than trouble call.No operation impact	In Service
PRETREAT-CIRCULATION FAN 6	Minor Disruption. Repair to failure longer than trouble call.No operation impact	In Service
PRETREAT-SUPPLY FAN 1	Minor Disruption. Repair to failure longer than trouble call.No operation impact	In Service
PRETREAT-SUPPLY FAN 2	Minor Disruption. Repair to failure longer than trouble call.No operation impact	In Service

PRETREAT-SUPPLY FAN 5	Minor Disruption. Repair to failure longer than trouble call.No operation impact	In Service
PRETREAT-EAST INFLUENT VALVE	Moderate Disruption. Portion of Operations lost. Moderate delay to restore.	In Service
PRETREAT-EAST/WEST EQUALIZATION VALVE	Moderate Disruption. Portion of Operations lost. Moderate delay to restore.	In Service
PRETREAT-FORCE MAIN 1	High Disruption. Operations in critical area lost. Significant Delay to restore.	In Service
PRETREAT-FORCE MAIN 2	High Disruption. Operations in critical area lost. Significant Delay to restore.	In Service
PRETREAT-FORCE MAIN SURGE VALVE CONTROL	High Disruption. Operations in critical area lost. Significant Delay to restore.	In Service
PRETREAT-SLUDGE TRANSFER METER FT129	Moderate Disruption. Portion of Operations lost. Moderate delay to restore.	In Service
PRETREAT-SLUDGE TRANSFER METER FT130	Moderate Disruption. Portion of Operations lost. Moderate delay to restore.	In Service
PRETREAT-SLUDGE TRANSFER PUMP 1	High Disruption. Operations in critical area lost. Significant Delay to restore.	In Service
PRETREAT-SLUDGE TRANSFER PUMP 2	High Disruption. Operations in critical area lost. Significant Delay to restore.	In Service
PRETREAT-SLUDGE TRANSFER PUMP 3	High Disruption. Operations in critical area lost. Significant Delay to restore.	In Service
PRETREAT-SLUDGE TRANSFER PUMP 4	High Disruption. Operations in critical area lost. Significant Delay to restore.	In Service
PRETREAT-SLUDGE TRANSFER	High Disruption. Operations in critical area lost. Significant Delay to restore.	In Service
PRETREAT-WEST INFLUENT VALVE	Moderate Disruption. Portion of Operations lost. Moderate delay to restore.	In Service
PRETREAT-MIXED SLUDGE WET WELL	High Disruption. Operations in critical area lost. Significant Delay to restore.	In Service
PRETREAT-MIXED SLUDGE WET WELL	High Disruption. Operations in critical area lost. Significant Delay to restore.	In Service
PRETREAT-MIXED SLUDGE WET WELL	Moderate Disruption. Portion of Operations lost. Moderate delay to restore.	In Service
PRETREAT-PRIMARY CLARIFIER 1	High Disruption. Operations in critical area lost. Significant Delay to restore.	In Service
PRETREAT-PRIMARY CLARIFIER 2	High Disruption. Operations in critical area lost. Significant Delay to restore.	In Service
PRETREAT-PRIMARY CLARIFIER 3	High Disruption. Operations in critical area lost. Significant Delay to restore.	In Service
PRETREAT-PRIMARY CLARIFIER 4	High Disruption. Operations in critical area lost. Significant Delay to restore.	In Service
PRETREAT-MIXED SLUDGE WET WELL	High Disruption. Operations in critical area lost. Significant Delay to restore.	In Service
PRETREAT-SEAL WATER SYSTEM	Moderate Disruption. Portion of Operations lost. Moderate delay to restore.	In Service
PRETREAT-SEAL WATER PUMP 1	Moderate Disruption. Portion of Operations lost. Moderate delay to restore.	In Service
PRETREAT-SEAL WATER PUMP 2	Moderate Disruption. Portion of Operations lost. Moderate delay to restore.	In Service
PRETREAT-SEAL WATER SYSTEM	Moderate Disruption. Portion of Operations lost. Moderate delay to restore.	In Service

PRETREAT-MIXED SLUDGE WET WELL	High Disruption. Operations in critical area lost. Significant Delay to restore.	In Service
PRETREAT-RAW WASTE CHEMICAL TREATMENT	Minor Disruption. Repair to failure longer than trouble call.No operation impact	In Service
PRETREAT-HYDROGEN PEROXIDE PUMP 1	Moderate Disruption. Portion of Operations lost. Moderate delay to restore.	In Service
PRETREAT-HYDROGEN PEROXIDE PUMP 2	Moderate Disruption. Portion of Operations lost. Moderate delay to restore.	In Service
PRETREAT-HYDROGEN PEROXIDE PUMP 3	Moderate Disruption. Portion of Operations lost. Moderate delay to restore.	In Service
PRETREAT-HYDROGEN PEROXIDE PUMP 4	Moderate Disruption. Portion of Operations lost. Moderate delay to restore.	In Service
PRETREAT-HYDROGEN PEROXIDE PUMP 5	Moderate Disruption. Portion of Operations lost. Moderate delay to restore.	In Service
PRETREAT-HYDROGEN PEROXIDE PUMP 6	Moderate Disruption. Portion of Operations lost. Moderate delay to restore.	In Service
PRETREAT-HYDROGEN PEROXIDE STOR TNKE	Moderate Disruption. Portion of Operations lost. Moderate delay to restore.	In Service
PRETREAT-HYDROGEN PEROXIDE STOR TNKW	Moderate Disruption. Portion of Operations lost. Moderate delay to restore.	In Service
PRETREAT-EMERGENCY HURRICANE PUMP	Failure should not affect of Safety, Health, Environment or Operations.	In Service
PRETREAT-MAIN SWITCHGEAR 4160V NORTH	High Disruption. Operations in critical area lost. Significant Delay to restore.	In Service
PRETREAT-MAIN SWITCHGEAR 4160V SOUTH	High Disruption. Operations in critical area lost. Significant Delay to restore.	In Service
PRETREAT-MAIN BREAKER NORTH 4160V	High Disruption. Operations in critical area lost. Significant Delay to restore.	In Service
PRETREAT-MAIN BREAKER SOUTH 4160V	High Disruption. Operations in critical area lost. Significant Delay to restore.	In Service
PRETREAT-TIE BREAKER NORTH 4160V	High Disruption. Operations in critical area lost. Significant Delay to restore.	In Service
PRETREAT-TIE BREAKER SOUTH 4160V	High Disruption. Operations in critical area lost. Significant Delay to restore.	In Service
PRETREAT-LIGHTING PANEL TRANSFORMER	Moderate Disruption. Portion of Operations lost. Moderate delay to restore.	In Service
PRETREAT-MOTOR CONTROL CENTER 1	High Disruption. Operations in critical area lost. Significant Delay to restore.	In Service
PRETREAT-MOTOR CONTROL CENTER 2	High Disruption. Operations in critical area lost. Significant Delay to restore.	In Service
PRETREAT-MAIN DISTRIBUTION CENTER 1	High Disruption. Operations in critical area lost. Significant Delay to restore.	In Service
PRETREAT-MAIN DISTRIBUTION CENTER 2	High Disruption. Operations in critical area lost. Significant Delay to restore.	In Service
PRETREAT-POWER & LIGHTING PANEL B	Moderate Disruption. Portion of Operations lost. Moderate delay to restore.	In Service
PRETREAT-POWER & LIGHTING PANEL C	High Disruption. Operations in critical area lost. Significant Delay to restore.	In Service
PRETREAT-POWER PANEL 1DP	High Disruption. Operations in critical area lost. Significant Delay to restore.	In Service
PRETREAT-POWER PANEL 2DP	Moderate Disruption. Portion of Operations lost. Moderate delay to restore.	In Service

PRETREAT-POWER PANEL MCP1	High Disruption. Operations in critical area lost. Significant Delay to restore.	In Service
PRETREAT-POWER PANEL MCP2	High Disruption. Operations in critical area lost. Significant Delay to restore.	In Service
PRETREAT-SWITCHGEAR BAT CHARGER	Minor Disruption. Repair to failure longer than trouble call.No operation impact	In Service
PRETREAT-SWITCHGEAR BATTERY CHARGER 2	Failure should not affect of Safety, Health, Environment or Operations.	In Service
PRETREAT-BARSCREEN HOIST 1	Failure should not affect of Safety, Health, Environment or Operations.	In Service
PRETREAT-BARSCREEN HOIST 2	Failure should not affect of Safety, Health, Environment or Operations.	In Service
PRETREAT-LOWER LEVEL HOIST	Failure should not affect of Safety, Health, Environment or Operations.	In Service
PRETREAT-CABLE HOIST NORTH	Failure should not affect of Safety, Health, Environment or Operations.	In Service
PRETREAT-CABLE HOIST SOUTH	Failure should not affect of Safety, Health, Environment or Operations.	In Service
PRETREAT-SEQUENCE CONTROLLER 1	Failure should not affect of Safety, Health, Environment or Operations.	In Service
PRETREAT-SEQUENCE CONTROLLER 2	Failure should not affect of Safety, Health, Environment or Operations.	In Service
PRETREAT-ROLLUP DOOR 1	Failure should not affect of Safety, Health, Environment or Operations.	In Service
PRETREAT-ROLLUP DOOR 2	Failure should not affect of Safety, Health, Environment or Operations.	In Service
PRETREAT-ROLLUP DOOR 3	Failure should not affect of Safety, Health, Environment or Operations.	In Service
PRETREAT-ROLLUP DOOR 4	Failure should not affect of Safety, Health, Environment or Operations.	In Service
PRETREAT-CIRCUIT BREAKER TEST PANEL	Failure should not affect of Safety, Health, Environment or Operations.	In Service
PRETREAT-BACKFLOW PREVENTER	Moderate Disruption. Portion of Operations lost. Moderate delay to restore.	In Service
PRETREAT-CAUSTIC SODA FILL STATION	Failure should not affect of Safety, Health, Environment or Operations.	In Service
PRETREAT-HYDROGEN PEROXIDE FEED LINE	Moderate Disruption. Portion of Operations lost. Moderate delay to restore.	In Service
PRETREAT-HYDROGEN PEROXIDE FILL STATION	Moderate Disruption. Portion of Operations lost. Moderate delay to restore.	In Service
PRETREAT-HYDROGEN PEROXIDE PUMP AREA EYE WASH	Moderate Disruption. Portion of Operations lost. Moderate delay to restore.	In Service
PRETREAT-SEAL WATER SYSTEM	Moderate Disruption. Portion of Operations lost. Moderate delay to restore.	In Service
PRETREAT-TRANSFER PUMP EYE WASH/SHOWER	Moderate Disruption. Portion of Operations lost. Moderate delay to restore.	In Service
PRETREAT-UNLOADING EYE WASH/SHOWER	Moderate Disruption. Portion of Operations lost. Moderate delay to restore.	In Service
PRETREAT-INFLUENT FLOW METER FT102	Moderate Disruption. Portion of Operations lost. Moderate delay to restore.	In Service
PRETREAT-INFLUENT FLOW METER FT103	Moderate Disruption. Portion of Operations lost. Moderate delay to restore.	In Service

## Odor Control Systems

PRETREAT-INFLUENT FLOW METER FT104	Moderate Disruption. Portion of Operations lost. Moderate delay to restore.	In Service
PRETREAT-INFLUENT FLOW METER FT105	Moderate Disruption. Portion of Operations lost. Moderate delay to restore.	In Service
PRETREAT-FIRE ALARM PANEL		In Service
AIR SCRUBBER BLDG-AIR SCRUBBER	Minor Disruption. Repair to failure longer than trouble call.No operation impact	In Service
AIR SCRUBBER BLDG-AIR SCRUBBER 1	Minor Disruption. Repair to failure longer than trouble call.No operation impact	In Service
AIR SCRUBBER BLDG-AIR SCRUBBER 2	Minor Disruption. Repair to failure longer than trouble call.No operation impact	In Service
AIR SCRUBBER BLDG-SCRUBBER BLOWER 1	Minor Disruption. Repair to failure longer than trouble call.No operation impact	In Service
AIR SCRUBBER BLDG-SCRUBBER BLOWER 2	Minor Disruption. Repair to failure longer than trouble call.No operation impact	In Service
AIR SCRUBBER BLDG-SCRUBBER CHEM RECIRC PUMP 1	Minor Disruption. Repair to failure longer than trouble call.No operation impact	In Service
AIR SCRUBBER BLDG-SCRUBBER CHEM RECIRC PUMP 2	Minor Disruption. Repair to failure longer than trouble call.No operation impact	In Service
AIR SCRUBBER BLDG-SCRUBBER CHEM RECIRC PUMP 3	Minor Disruption. Repair to failure longer than trouble call.No operation impact	In Service
AIR SCRUBBER BLDG-AIR SCRUBBER 1	Minor Disruption. Repair to failure longer than trouble call.No operation impact	In Service
AIR SCRUBBER BLDG-AIR SCRUBBER 2	Minor Disruption. Repair to failure longer than trouble call.No operation impact	In Service
AIR SCRUBBER BLDG-NON POTABLE WATER	Minor Disruption. Repair to failure longer than trouble call.No operation impact	In Service
AIR SCRUB BLDG 1 - ODOR CONTROL FOGGER INLET FILTER BANK	Minor Disruption. Repair to failure longer than trouble call.No operation impact	In Service
AIR SCRUB BLDG 1 - ODOR CONTROL FOGGER PUMP 1	Minor Disruption. Repair to failure longer than trouble call.No operation impact	In Service
AIR SCRUB BLDG 1 - ODOR CONTROL FOGGER PUMP 2	Minor Disruption. Repair to failure longer than trouble call.No operation impact	In Service
AIR SCRUB BLDG 1 - ODOR CONTROL FOGGER PUMP 3	Minor Disruption. Repair to failure longer than trouble call.No operation impact	In Service
AIR SCRUB BLDG 1 - ODOR CONTROL FOGGER PUMP 4	Minor Disruption. Repair to failure longer than trouble call.No operation impact	In Service
AIR SCRUB BLDG 1 - ODOR CONTROL SOLUTION PUMP 1	Minor Disruption. Repair to failure longer than trouble call.No operation impact	In Service
AIR SCRUBBER BLDG-POWER & LIGHTING PANEL LPB	Minor Disruption. Repair to failure longer than trouble call.No operation impact	In Service
AIR SCRUBBER BLDG-POWER PANEL B	Minor Disruption. Repair to failure longer than trouble call.No operation impact	In Service
AIR SCRUBBER BLDG-AIR SCRUBBER 1	Minor Disruption. Repair to failure longer than trouble call.No operation impact	In Service
AIR SCRUBBER BLDG-AIR SCRUBBER 2	Minor Disruption. Repair to failure longer than trouble call.No operation impact	In Service
AIR SCRUBBER BLDG-EYE WASH/SHOWER	Minor Disruption. Repair to failure longer than trouble call.No operation impact	In Service
AIR SCRUBBER BLDG-FIRE ALARM PANEL		In Service
O2 FACILITY 1-EXHAUST FAN E-1	Minor Disruption. Repair to failure longer than trouble call.No operation impact	In Service

## O2 Facility

O2 FACILITY 1-EXHAUST FAN E-2	Minor Disruption. Repair to failure longer than trouble call.No operation impact	In Service
O2 FACILITY 1-EXHAUST FAN E-3	Minor Disruption. Repair to failure longer than trouble call.No operation impact	In Service
O2 FACILITY 1-EXHAUST FAN E-4	Minor Disruption. Repair to failure longer than trouble call.No operation impact	In Service
O2 FACILITY 1-EXHAUST FAN E-5	Minor Disruption. Repair to failure longer than trouble call.No operation impact	In Service
O2 FACILITY 1-EXHAUST FAN E-6	Minor Disruption. Repair to failure longer than trouble call.No operation impact	In Service
O2 FACILITY 1-EXHAUST FAN E-7	Minor Disruption. Repair to failure longer than trouble call.No operation impact	In Service
O2 FACILITY 1-EXHAUST FAN E-8	Minor Disruption. Repair to failure longer than trouble call.No operation impact	In Service
O2 FACILITY 1-NORTH TRN SUPPLY FAN	Minor Disruption. Repair to failure longer than trouble call.No operation impact	In Service
O2 FACILITY 1-SOUTH TRN SUPPLY FAN	Minor Disruption. Repair to failure longer than trouble call.No operation impact	In Service
O2 FACILITY 1-MAIN SWITCHGEAR 4160V	High Disruption. Operations in critical area lost. Significant Delay to restore.	In Service
O2 FACILITY 1-BUS TIE 1 CIRCUIT BREAKER	High Disruption. Operations in critical area lost. Significant Delay to restore.	In Service
O2 FACILITY 1-BUS TIE 2 CIRCUIT BREAKER	High Disruption. Operations in critical area lost. Significant Delay to restore.	In Service
O2 FACILITY 1-MAIN CIRCUIT BREAKER 1	High Disruption. Operations in critical area lost. Significant Delay to restore.	In Service
O2 FACILITY 1-MAIN CIRCUIT BREAKER 2	High Disruption. Operations in critical area lost. Significant Delay to restore.	In Service
O2 FACILITY 1-STEPDOWN TRANSFORMER N	High Disruption. Operations in critical area lost. Significant Delay to restore.	In Service
O2 FACILITY 1-STEPDOWN TRANSFORMER S	High Disruption. Operations in critical area lost. Significant Delay to restore.	In Service
O2 FACILITY 1-MOTOR CONTROL CENTER 4	High Disruption. Operations in critical area lost. Significant Delay to restore.	In Service
O2 FACILITY 1-MAIN DISTRIBUTION CENTER 1	High Disruption. Operations in critical area lost. Significant Delay to restore.	In Service
O2 FACILITY 1-MAIN DISTRIBUTION CENTER 2	High Disruption. Operations in critical area lost. Significant Delay to restore.	In Service
O2 FACILITY 1-POWER & LIGHTING TRANSFORMER	High Disruption. Operations in critical area lost. Significant Delay to restore.	In Service
O2 FACILITY 1-POWER PANEL 2OF	High Disruption. Operations in critical area lost. Significant Delay to restore.	In Service
O2 FACILITY 1-POWER PANEL OF	High Disruption. Operations in critical area lost. Significant Delay to restore.	In Service
O2 FACILITY 1-POWER PANEL OFN	High Disruption. Operations in critical area lost. Significant Delay to restore.	In Service
O2 FACILITY 1-SWITCHGEAR BAT CHARGER	Minor Disruption. Repair to failure longer than trouble call.No operation impact	In Service
O2 FACILITY 1-SWITCHGEAR BAT CHARGER S	Minor Disruption. Repair to failure longer than trouble call.No operation impact	In Service
O2 FACILITY 1-BRIDGE CRANE	Failure should not affect of Safety, Health, Environment or Operations.	In Service

O2 FACILITY 1-CIRCUIT BRK TEST PANEL	Minor Disruption. Repair to failure longer than trouble call.No operation impact	In Service
O2 FACILITY 1-COOLING TOWER 12	Moderate Disruption. Portion of Operations lost. Moderate delay to restore.	In Service
O2 FACILITY 1-COOLING TOWER 12 EYE WASH/SHOWER	Failure should not affect of Safety, Health, Environment or Operations.	In Service
O2 FACILITY 1-FIRE ALARM PANEL	Failure should not affect of Safety, Health, Environment or Operations.	In Service
O2 FACILITY 1-AIR COMPRESSOR 3	High Disruption. Operations in critical area lost. Significant Delay to restore.	In Service
O2 FACILITY 1-AIR COMPRESSOR 3	High Disruption. Operations in critical area lost. Significant Delay to restore.	In Service
O2 FACILITY 1-INSTRUMENT AIR PACKAGE	High Disruption. Operations in critical area lost. Significant Delay to restore.	In Service
O2 FACILITY 1-AIR COMPRESSOR 3	High Disruption. Operations in critical area lost. Significant Delay to restore.	In Service
O2 FACILITY 1-COOLING TOWER 1	High Disruption. Operations in critical area lost. Significant Delay to restore.	In Service
O2 FACILITY 1-COOLING TOWER 2	High Disruption. Operations in critical area lost. Significant Delay to restore.	In Service
O2 FACILITY 1-COOLING WATER RETURN	High Disruption. Operations in critical area lost. Significant Delay to restore.	In Service
O2 FACILITY 2 -PLANT INSTRUMENT CONTROL	High Disruption. Operations in critical area lost. Significant Delay to restore.	In Service
O2 FACILITY 2-EXHAUST FAN E4-A	Failure should not affect of Safety, Health, Environment or Operations.	In Service
O2 FACILITY 2-EXHAUST FAN E4-B	Failure should not affect of Safety, Health, Environment or Operations.	In Service
O2 FACILITY 2-EXHAUST FAN E4-C	Failure should not affect of Safety, Health, Environment or Operations.	In Service
O2 FACILITY 2-EXHAUST FAN E4-D	Failure should not affect of Safety, Health, Environment or Operations.	In Service
O2 FACILITY 2-EXHAUST FAN E4-E	Failure should not affect of Safety, Health, Environment or Operations.	In Service
O2 FACILITY 2-EXHAUST FAN E4-F	Failure should not affect of Safety, Health, Environment or Operations.	In Service
O2 FACILITY 2-EXHAUST FAN E4-G	Failure should not affect of Safety, Health, Environment or Operations.	In Service
O2 FACILITY 2-EXHAUST FAN E4-H	Failure should not affect of Safety, Health, Environment or Operations.	In Service
O2 FACILITY 2-EXHAUST FAN E5-A	Failure should not affect of Safety, Health, Environment or Operations.	In Service
O2 FACILITY 2-EXHAUST FAN E5-B	Failure should not affect of Safety, Health, Environment or Operations.	In Service
O2 FACILITY 2-EXHAUST FAN E4-B	Failure should not affect of Safety, Health, Environment or Operations.	In Service
O2 FACILITY 2-SUPPLY FAN S1-A	Failure should not affect of Safety, Health, Environment or Operations.	In Service
O2 FACILITY 2-SUPPLY FAN S1-B	Failure should not affect of Safety, Health, Environment or Operations.	In Service
O2 FACILITY 2-MAIN SWITCHGEAR 4160V	High Disruption. Operations in critical area lost. Significant Delay to restore.	In Service

O2 FACILITY 2-MAIN CIRCUIT BREAKER 1	High Disruption. Operations in critical area lost. Significant Delay to restore.	In Service
O2 FACILITY 2-BUS TIE CIRCUIT BREAKER	Moderate Disruption. Portion of Operations lost. Moderate delay to restore.	In Service
O2 FACILITY 2-MAIN CIRCUIT BREAKER 2	High Disruption. Operations in critical area lost. Significant Delay to restore.	In Service
O2 FACILITY 2-STEPDOWN TRANSFORMER A	High Disruption. Operations in critical area lost. Significant Delay to restore.	In Service
O2 FACILITY 2-STEPDOWN TRANSFORMER B	High Disruption. Operations in critical area lost. Significant Delay to restore.	In Service
O2 FACILITY 2-POWER 7 LIGHTING PANEL LPP1	High Disruption. Operations in critical area lost. Significant Delay to restore.	In Service
O2 FACILITY 2-MOTOR CONTROL CENTER 1	High Disruption. Operations in critical area lost. Significant Delay to restore.	In Service
O2 FACILITY 2-MOTOR CONTROL CENTER 2	High Disruption. Operations in critical area lost. Significant Delay to restore.	In Service
O2 FACILITY 2-MOTOR CONTROL CENTER I	High Disruption. Operations in critical area lost. Significant Delay to restore.	In Service
O2 FACILITY 2-MAIN DISTRIBUTION CENTER A	High Disruption. Operations in critical area lost. Significant Delay to restore.	In Service
O2 FACILITY 2-MAIN DISTRIBUTION CENTER B	High Disruption. Operations in critical area lost. Significant Delay to restore.	In Service
O2 FACILITY 2-POWER & LIGHTING PANEL OF	High Disruption. Operations in critical area lost. Significant Delay to restore.	In Service
O2 FACILITY 2-POWR PANEL 2OF	High Disruption. Operations in critical area lost. Significant Delay to restore.	In Service
O2 FACILITY 2-POWER PANEL BAY 6	High Disruption. Operations in critical area lost. Significant Delay to restore.	In Service
O2 FACILITY 2-TRANSFORMER 1	High Disruption. Operations in critical area lost. Significant Delay to restore.	In Service
O2 FACILITY 2-SWITCHGEAR BAT CHARGER	Failure should not affect of Safety, Health, Environment or Operations.	In Service
O2 FACILITY 2-SWITCHGEAR BAT CHARGER N	Failure should not affect of Safety, Health, Environment or Operations.	In Service
O2 FACILITY 2-BRIDGE CRANE	High Disruption. Operations in critical area lost. Significant Delay to restore.	In Service
O2 FACILITY 2-COOLING TOWERS 3 & 4	Minor Disruption. Repair to failure longer than trouble call.No operation impact	In Service
O2 FACILITY 2-COOLING TOWER 34	High Disruption. Operations in critical area lost. Significant Delay to restore.	In Service
O2 FACILITY 2-COOLING TOWER 34 EYE WASH/SHOWER	Failure should not affect of Safety, Health, Environment or Operations.	In Service
O2 FACILITY 2-FIRE ALARM PANEL	Failure should not affect of Safety, Health, Environment or Operations.	In Service
O2 FACILITY 2-AIR COMPRESSOR 5	High Disruption. Operations in critical area lost. Significant Delay to restore.	In Service
O2 FACILITY 2-AIR COMPRESSOR 5	High Disruption. Operations in critical area lost. Significant Delay to restore.	In Service
O2 FACILITY 2-INSTRUMENT AIR PACKAGE	High Disruption. Operations in critical area lost. Significant Delay to restore.	In Service
O2 FACILITY 2-AIR COMPRESSOR 5	High Disruption. Operations in critical area lost. Significant Delay to restore.	In Service



O2 FACILITY 2-COOLING TOWERS	High Disruption. Operations in critical area lost. Significant Delay to restore.	In Service
O2 FACILITY 2-COOLING TOWER 3	High Disruption. Operations in critical area lost. Significant Delay to restore.	In Service
O2 FACILITY 2-COOLING TOWER 4	High Disruption. Operations in critical area lost. Significant Delay to restore.	In Service
O2 STORAGE FACILITY-DRAIN VAPORIZER 1	High Disruption. Operations in critical area lost. Significant Delay to restore.	In Service
O2 STORAGE FACILITY-DRAIN VAPORIZER 2	High Disruption. Operations in critical area lost. Significant Delay to restore.	In Service
O2 STORAGE FACILITY-DRIOX VAPORIZER 1	High Disruption. Operations in critical area lost. Significant Delay to restore.	In Service
O2 STORAGE FACILITY-DRIOX VAPORIZER 2	High Disruption. Operations in critical area lost. Significant Delay to restore.	In Service
O2 STORAGE FACILITY-DRIOX VAPORIZER 3	High Disruption. Operations in critical area lost. Significant Delay to restore.	In Service
O2 STORAGE FACILITY-DRIOX VAPORIZER 4	High Disruption. Operations in critical area lost. Significant Delay to restore.	In Service
O2 STORAGE FACILITY-DRIOX VAPORIZER 5	High Disruption. Operations in critical area lost. Significant Delay to restore.	In Service
O2 STORAGE FACILITY-OXYGEN STORAGE	High Disruption. Operations in critical area lost. Significant Delay to restore.	In Service
O2 TRAIN INF CTRL BLDG 1-SUMP PUMP 1	Minor Disruption. Repair to failure longer than trouble call.No operation impact	In Service
O2 TRAIN INF CTRL BLDG 1-SUMP PUMP 2	Minor Disruption. Repair to failure longer than trouble call.No operation impact	In Service
O2 TRAIN INF CTRL BLDG 1-OXYGENATION TRAIN 1	High Disruption. Operations in critical area lost. Significant Delay to restore.	In Service
O2 TRAIN INF CTRL BLDG 1-OXYGENATION TRAIN 2	High Disruption. Operations in critical area lost. Significant Delay to restore.	In Service
O2 TRAIN INF CTRL BLDG 1-OXYGENATION TRAIN 3	High Disruption. Operations in critical area lost. Significant Delay to restore.	In Service
O2 TRAIN INF CTRL BLDG 1-OXYGENATION TRAIN 4	High Disruption. Operations in critical area lost. Significant Delay to restore.	In Service
O2 TRAIN INF CTRL BLDG 1-OXYGEN TRAIN DIST CHMB	High Disruption. Operations in critical area lost. Significant Delay to restore.	In Service
O2 TRAIN INF CTRL BLDG 1-POWER PANEL ICC	High Disruption. Operations in critical area lost. Significant Delay to restore.	In Service
O2 TRAIN 3-OXYGENATION TRAIN 3 DRAIN VALVE	Minor Disruption. Repair to failure longer than trouble call.No operation impact	In Service
O2 TRAIN 3-PURGE BLOWER	Failure should not affect of Safety, Health, Environment or Operations.	In Service
O2 TRAIN 3-PURGE BLOWER 3	Failure should not affect of Safety, Health, Environment or Operations.	In Service
O2 TRAIN 3-OXYGEN FLOW	High Disruption. Operations in critical area lost. Significant Delay to restore.	In Service
O2 TRAIN 3-OXYGENATION TRAIN 3 MIXER 1	High Disruption. Operations in critical area lost. Significant Delay to restore.	In Service
O2 TRAIN 3-OXYGENATION TRAIN 3 MIXER 2	High Disruption. Operations in critical area lost. Significant Delay to restore.	In Service
O2 TRAIN 3-OXYGENATION TRAIN 3 MIXER 3	High Disruption. Operations in critical area lost. Significant Delay to restore.	In Service

O2 TRAIN 3-OXYGENATION TRAIN 3 MIXER 4	High Disruption. Operations in critical area lost. Significant Delay to restore.	In Service
O2 TRAIN 3-PRESSURE RELIEF	High Disruption. Operations in critical area lost. Significant Delay to restore.	In Service
O2 TRAIN 3-OXYGENATION TRAIN 3	High Disruption. Operations in critical area lost. Significant Delay to restore.	In Service
O2 TRAIN 3-OXYGENATION TRAIN 3 LEL 1	High Disruption. Operations in critical area lost. Significant Delay to restore.	In Service
O2 TRAIN 3-OXYGENATION TRAIN 3 LEL 4	High Disruption. Operations in critical area lost. Significant Delay to restore.	In Service
O2 TRAIN 4-OXYGENATION TRAIN 4 DRAIN VALVE	Failure should not affect of Safety, Health, Environment or Operations.	In Service
O2 TRAIN 4-PURGE BLOWER	Failure should not affect of Safety, Health, Environment or Operations.	In Service
O2 TRAIN 4-PURGE BLOWER 4	Failure should not affect of Safety, Health, Environment or Operations.	In Service
O2 TRAIN 4-OXYGEN FLOW	High Disruption. Operations in critical area lost. Significant Delay to restore.	In Service
O2 TRAIN 4-OXYGENATION TRAIN 4 MIXER 1	High Disruption. Operations in critical area lost. Significant Delay to restore.	In Service
O2 TRAIN 4-OXYGENATION TRAIN 4 MIXER 2	High Disruption. Operations in critical area lost. Significant Delay to restore.	In Service
O2 TRAIN 4-OXYGENATION TRAIN 4 MIXER 3	High Disruption. Operations in critical area lost. Significant Delay to restore.	In Service
O2 TRAIN 4-OXYGENATION TRAIN 4 MIXER 4	High Disruption. Operations in critical area lost. Significant Delay to restore.	In Service
O2 TRAIN 4-PRESSURE RELIEF	High Disruption. Operations in critical area lost. Significant Delay to restore.	In Service
O2 TRAIN 4-OXYGENATION TRAIN 4	High Disruption. Operations in critical area lost. Significant Delay to restore.	In Service
O2 TRAIN 4-OXYGENATION TRAIN 4 LEL 1	High Disruption. Operations in critical area lost. Significant Delay to restore.	In Service
O2 TRAIN 4-OXYGENATION TRAIN 4 LEL 4	High Disruption. Operations in critical area lost. Significant Delay to restore.	In Service
CONTROL BLDG-MAIN DISTRIBUTION CENTER	High Disruption. Operations in critical area lost. Significant Delay to restore.	In Service
CONTROL BLDG-POWER & LIGHTING PANEL OBL	High Disruption. Operations in critical area lost. Significant Delay to restore.	In Service
CONTROL BLDG-POWER PANEL O	High Disruption. Operations in critical area lost. Significant Delay to restore.	In Service
CONTROL BLDG-FIRE ALARM PANEL	Minor Disruption. Repair to failure longer than trouble call.No operation impact	In Service
PRIM SLDG PMPG ST1-FLOOR DRAIN PUMP 1	High Disruption. Operations in critical area lost. Significant Delay to restore.	In Service
PRIM SLDG PMPG ST1-FLOOR DRAIN PUMP 2	High Disruption. Operations in critical area lost. Significant Delay to restore.	In Service
PRIM SLDG PMPG ST1-AIR SCRUBBER	Moderate Disruption. Portion of Operations lost. Moderate delay to restore.	In Service
PRIM SLDG PMPG ST1-AIR SCRUBBER 1	Moderate Disruption. Portion of Operations lost. Moderate delay to restore.	In Service
PRIM SLDG PMPG ST1-AIR SCRUBBER 2	Moderate Disruption. Portion of Operations lost. Moderate delay to restore.	In Service

**Primary Treatment**

PRIM SLDG PMPG ST1-AIR SCRUBBER 3	Moderate Disruption. Portion of Operations lost. Moderate delay to restore.	In Service
PRIM SLDG PMPG ST1-AIR SCRUBBER 4	Moderate Disruption. Portion of Operations lost. Moderate delay to restore.	In Service
PRIM SLDG PMPG ST1-CHEMICAL MIXER	Moderate Disruption. Portion of Operations lost. Moderate delay to restore.	In Service
PRIM SLDG PMPG ST1-CHEMICAL RECIRCULATION PMP 1	Moderate Disruption. Portion of Operations lost. Moderate delay to restore.	In Service
PRIM SLDG PMPG ST1-CHEMICAL RECIRCULATION PMP 2	Moderate Disruption. Portion of Operations lost. Moderate delay to restore.	In Service
PRIM SLDG PMPG ST1-CHEMICAL RECIRCULATION PMP 3	Moderate Disruption. Portion of Operations lost. Moderate delay to restore.	In Service
PRIM SLDG PMPG ST1-CHEMICAL RECIRCULATION PMP 4	Moderate Disruption. Portion of Operations lost. Moderate delay to restore.	In Service
PRIM SLDG PMPG ST1-CHEMICAL RECIRCULATION PMP 5	Moderate Disruption. Portion of Operations lost. Moderate delay to restore.	In Service
PRIM SLDG PMPG ST1-CHEMICAL RECIRCULATION PMP 6	Moderate Disruption. Portion of Operations lost. Moderate delay to restore.	In Service
PRIM SLDG PMPG ST1-EFF TROUGH AIR SCRUBBER	Moderate Disruption. Portion of Operations lost. Moderate delay to restore.	In Service
PRIM SLDG PMPG ST1-SCRUBBER BLOWER 1	Moderate Disruption. Portion of Operations lost. Moderate delay to restore.	In Service
PRIM SLDG PMPG ST1-SCRUBBER BLOWER 2	Moderate Disruption. Portion of Operations lost. Moderate delay to restore.	In Service
PRIM SLDG PMPG ST1-SCRUBBER BLOWER 3	Moderate Disruption. Portion of Operations lost. Moderate delay to restore.	In Service
PRIM SLDG PMPG ST1-SCRUBBER BLOWER 4	Moderate Disruption. Portion of Operations lost. Moderate delay to restore.	In Service
PRIM SLDG PMPG ST1-AIR SUPPLY FAN 1	Minor Disruption. Repair to failure longer than trouble call.No operation impact	In Service
PRIM SLDG PMPG ST1-AIR SUPPLY FAN 2	Minor Disruption. Repair to failure longer than trouble call.No operation impact	In Service
PRIM SLDG PMPG ST1-AIR SUPPLY FAN 3	Minor Disruption. Repair to failure longer than trouble call.No operation impact	In Service
PRIM SLDG PMPG ST1-AIR SUPPLY FAN 4	Minor Disruption. Repair to failure longer than trouble call.No operation impact	In Service
PRIM SLDG PMPG ST1-EMERGENCY SLUDGE PUMP 1	High Disruption. Operations in critical area lost. Significant Delay to restore.	In Service
PRIM SLDG PMPG ST1-EMERGENCY SLUDGE PUMP 2	High Disruption. Operations in critical area lost. Significant Delay to restore.	In Service
PRIM SLDG PMPG ST1-PRIMARY CLARIFIER 1	High Disruption. Operations in critical area lost. Significant Delay to restore.	In Service
PRIM SLDG PMPG ST1-PRIM CLARIFIER 1 FLOW METER	High Disruption. Operations in critical area lost. Significant Delay to restore.	In Service
PRIM SLDG PMPG ST1-PRIMARY CLARIFIER 2	High Disruption. Operations in critical area lost. Significant Delay to restore.	In Service
PRIM SLDG PMPG ST1-PRIM CLARIFIER 2 FLOW METER	High Disruption. Operations in critical area lost. Significant Delay to restore.	In Service
PRIM SLDG PMPG ST1-PRIMARY CLARIFIER 3	High Disruption. Operations in critical area lost. Significant Delay to restore.	In Service
PRIM SLDG PMPG ST1-PRIM CLARIFIER 3 FLOW METER	High Disruption. Operations in critical area lost. Significant Delay to restore.	In Service

PRIM SLDG PMPG ST1-PRIMARY CLARIFIER 4	High Disruption. Operations in critical area lost. Significant Delay to restore.	In Service
PRIM SLDG PMPG ST1-PRIM CLARIFIER 4 FLOW METER	High Disruption. Operations in critical area lost. Significant Delay to restore.	In Service
PRIM SLDG PMPG ST1-PRIMARY SLUDGE PUMP 1	High Disruption. Operations in critical area lost. Significant Delay to restore.	In Service
PRIM SLDG PMPG ST1-PRIMARY SLUDGE PUMP 2	High Disruption. Operations in critical area lost. Significant Delay to restore.	In Service
PRIM SLDG PMPG ST1-PRIMARY SLUDGE PUMP 3	High Disruption. Operations in critical area lost. Significant Delay to restore.	In Service
PRIM SLDG PMPG ST1-PRIMARY SLUDGE PUMP 4	High Disruption. Operations in critical area lost. Significant Delay to restore.	In Service
PRIM SLDG PMPG ST1-PRIMARY SLUDGE PUMP 5	High Disruption. Operations in critical area lost. Significant Delay to restore.	In Service
PRIM SLDG PMPG ST1-PRIMARY SLUDGE PUMP 6	High Disruption. Operations in critical area lost. Significant Delay to restore.	In Service
PRIM SLDG PMPG ST1-PRIMARY SLUDGE PUMP 7	High Disruption. Operations in critical area lost. Significant Delay to restore.	In Service
PRIM SLDG PMPG ST1-PRIMARY SLUDGE PUMP 8	High Disruption. Operations in critical area lost. Significant Delay to restore.	In Service
PRIM SLDG PMPG ST1-PRIMARY SCUM BAR SCREEN	High Disruption. Operations in critical area lost. Significant Delay to restore.	In Service
PRIM SLDG PMPG ST1-PRIMARY SCUM PUMP 1	High Disruption. Operations in critical area lost. Significant Delay to restore.	In Service
PRIM SLDG PMPG ST1-PRIMARY SCUM PUMP 2	High Disruption. Operations in critical area lost. Significant Delay to restore.	In Service
PRIM SLDG PMPG ST1-PRIMARY CLARIFIER 1	Minor Disruption. Repair to failure longer than trouble call.No operation impact	In Service
PRIM SLDG PMPG ST1-SEAL WATER SYSTEM	Minor Disruption. Repair to failure longer than trouble call.No operation impact	In Service
PRIM SLDG PMPG ST1-EMERGENCY HURRICANE PUMP	Failure should not affect of Safety, Health, Environment or Operations.	In Service
PRIM SLDG PMPG ST1-MOTOR CONTROL CENTER 1	High Disruption. Operations in critical area lost. Significant Delay to restore.	In Service
PRIM SLDG PMPG ST1-MOTOR CONTROL CENTER 2	High Disruption. Operations in critical area lost. Significant Delay to restore.	In Service
PRIM SLDG PMPG ST1-POWER PANEL PSH	High Disruption. Operations in critical area lost. Significant Delay to restore.	In Service
PRIM SLDG PMPG ST1-POWER & LIGHTING PANEL PSL	High Disruption. Operations in critical area lost. Significant Delay to restore.	In Service
PRIM SLDG PMPG ST1-POWER & LIGHTING PANEL PSLA	High Disruption. Operations in critical area lost. Significant Delay to restore.	In Service
PRIM SLDG PMPG ST1-TRANSFORMER PS	High Disruption. Operations in critical area lost. Significant Delay to restore.	In Service
PRIM SLDG PMPG ST1-CATHODIC PROTECT PANEL 1	Minor Disruption. Repair to failure longer than trouble call.No operation impact	In Service
PRIM SLDG PMPG ST1-CATHODIC PROTECT PANEL 2	Minor Disruption. Repair to failure longer than trouble call.No operation impact	In Service
PRIM SLDG PMPG ST1-CATHODIC PROTECT PANEL 3	Minor Disruption. Repair to failure longer than trouble call.No operation impact	In Service
PRIM SLDG PMPG ST1-CATHODIC PROTECT PANEL 4	Minor Disruption. Repair to failure longer than trouble call.No operation impact	In Service

PRIM SLDG PMPG ST1-HOIST	Failure should not affect of Safety, Health, Environment or Operations.	In Service
PRIM SLDG PMPG ST1-SEQUENCE CONTROLLER 1	Minor Disruption. Repair to failure longer than trouble call.No operation impact	In Service
PRIM SLDG PMPG ST1-SEQUENCE CONTROLLER 2	Minor Disruption. Repair to failure longer than trouble call.No operation impact	In Service
PRIM SLDG PMPG ST1-BACKFLOW PREVENTER	Minor Disruption. Repair to failure longer than trouble call.No operation impact	In Service
PRIM SLDG PMPG ST1-NORTH EYE WASH/SHOWER	Minor Disruption. Repair to failure longer than trouble call.No operation impact	In Service
PRIM SLDG PMPG ST1-SOUTH EYE WASH/SHOWER	Minor Disruption. Repair to failure longer than trouble call.No operation impact	In Service
PRIM SLDG PMPG ST1-FIRE ALARM PANEL	Minor Disruption. Repair to failure longer than trouble call.No operation impact	In Service
PRIMARY CLARIFIER 3-DOME EXHAUST FAN	Moderate Disruption. Portion of Operations lost. Moderate delay to restore.	In Service
PRIMARY CLARIFIER 3-AIR SUPPLY FAN	Minor Disruption. Repair to failure longer than trouble call.No operation impact	In Service
PRIMARY CLARIFIER 3-PRIMARY CLARIFIER 3	High Disruption. Operations in critical area lost. Significant Delay to restore.	In Service
PRIMARY CLARIFIER 3 - CLARIFIER LEL MONITOR	Minor Disruption. Repair to failure longer than trouble call.No operation impact	In Service
PRIMARY CLARIFIER 4-DOME EXHAUST FAN	Failure should not affect of Safety, Health, Environment or Operations.	In Service
PRIMARY CLARIFIER 4-AIR SUPPLY FAN	Failure should not affect of Safety, Health, Environment or Operations.	In Service
PRIMARY CLARIFIER 4-PRIMARY CLARIFIER 4	High Disruption. Operations in critical area lost. Significant Delay to restore.	In Service
PRIMARY CLARIFIER 4 - CLARIFIER LEL MONITOR	Minor Disruption. Repair to failure longer than trouble call.No operation impact	In Service
SEC CLAR DIST CHMB MAIN-SECONDARY CLARIFIER 1	High Disruption. Operations in critical area lost. Significant Delay to restore.	In Service
SEC CLAR DIST CHMB MAIN-SECONDARY CLARIFIER 2	High Disruption. Operations in critical area lost. Significant Delay to restore.	In Service
SEC CLAR DIST CHMB MAIN-SECONDARY CLARIFIER 3	High Disruption. Operations in critical area lost. Significant Delay to restore.	In Service
SEC CLAR DIST CHMB MAIN-SECONDARY CLARIFIER 4	High Disruption. Operations in critical area lost. Significant Delay to restore.	In Service
SEC CLAR DIST CHMB MAIN-SECONDARY CLARIFIER 5	High Disruption. Operations in critical area lost. Significant Delay to restore.	In Service
SEC CLAR DIST CHMB MAIN-SECONDARY CLARIFIER 6	High Disruption. Operations in critical area lost. Significant Delay to restore.	In Service
SEC CLAR DIST CHMB MAIN-SECONDARY CLARIFIER 7	High Disruption. Operations in critical area lost. Significant Delay to restore.	In Service
SEC CLAR DIST CHMB MAIN-SECONDARY CLARIFIER 8	High Disruption. Operations in critical area lost. Significant Delay to restore.	In Service
SEC CLAR DIST CHMB MAIN-SEC CLAR DIST CHAMBER	High Disruption. Operations in critical area lost. Significant Delay to restore.	In Service
SEC CLAR DIST CHMB MAIN-BACKFLOW PREVENTER	Minor Disruption. Repair to failure longer than trouble call.No operation impact	In Service
CLARIFIER 1-SECONDARY CLARIFIER 1	High Disruption. Operations in critical area lost. Significant Delay to restore.	In Service

Final Settling / Secondary Clarifiers / RAS

CLARIFIER 2-DOME EXHAUST FAN 2	Failure should not affect of Safety, Health, Environment or Operations.	In Service
CLARIFIER 2-SECONDARY CLARIFIER 2	High Disruption. Operations in critical area lost. Significant Delay to restore.	In Service
CLARIFIER 3-DOME EXHAUST FAN 3	Failure should not affect of Safety, Health, Environment or Operations.	In Service
CLARIFIER 3-SECONDARY CLARIFIER 3	High Disruption. Operations in critical area lost. Significant Delay to restore.	In Service
CLARIFIER 4-DOME EXHAUST FAN 4	Failure should not affect of Safety, Health, Environment or Operations.	In Service
CLARIFIER 4-SECONDARY CLARIFIER 4	High Disruption. Operations in critical area lost. Significant Delay to restore.	In Service
RTN SLDG ST1-FLOOR DRAIN PUMP 1	Minor Disruption. Repair to failure longer than trouble call.No operation impact	In Service
RTN SLDG ST1-FLOOR DRAIN PUMP 2	Minor Disruption. Repair to failure longer than trouble call.No operation impact	In Service
RTN SLDG ST1-SUMP PUMP 1	Minor Disruption. Repair to failure longer than trouble call.No operation impact	In Service
RTN SLDG ST1-SUMP PUMP 2	Minor Disruption. Repair to failure longer than trouble call.No operation impact	In Service
RTN SLDG ST1-SECONDARY CLARIFIER 1	Failure should not affect of Safety, Health, Environment or Operations.	In Service
RTN SLDG ST1-SECONDARY CLARIFIER 2	Failure should not affect of Safety, Health, Environment or Operations.	In Service
RTN SLDG ST1-SECONDARY CLARIFIER 3	Failure should not affect of Safety, Health, Environment or Operations.	In Service
RTN SLDG ST1-SECONDARY CLARIFIER 4	Failure should not affect of Safety, Health, Environment or Operations.	In Service
RTN SLDG ST1-TANK DRAIN PUMP 1	Failure should not affect of Safety, Health, Environment or Operations.	In Service
RTN SLDG ST1-TANK DRAIN PUMP 2	Failure should not affect of Safety, Health, Environment or Operations.	In Service
RTN SLDG ST1-AIR SCRUBBER	Minor Disruption. Repair to failure longer than trouble call.No operation impact	In Service
RTN SLDG ST1-AIR SCRUBBER 1	Minor Disruption. Repair to failure longer than trouble call.No operation impact	In Service
RTN SLDG ST1-AIR SCRUBBER 2	Minor Disruption. Repair to failure longer than trouble call.No operation impact	In Service
RTN SLDG ST1-AIR SCRUBBER 3	Minor Disruption. Repair to failure longer than trouble call.No operation impact	In Service
RTN SLDG ST1-AIR SCRUBBER 4	Minor Disruption. Repair to failure longer than trouble call.No operation impact	In Service
RTN SLDG ST1-CHEMICAL MIXER	Minor Disruption. Repair to failure longer than trouble call.No operation impact	In Service
RTN SLDG ST1-CHEMICAL RECIRCULATION PUMP 1	Minor Disruption. Repair to failure longer than trouble call.No operation impact	In Service
RTN SLDG ST1-CHEMICAL RECIRCULATION PUMP 2	Minor Disruption. Repair to failure longer than trouble call.No operation impact	In Service
RTN SLDG ST1-CHEMICAL RECIRCULATION PUMP 3	Minor Disruption. Repair to failure longer than trouble call.No operation impact	In Service
RTN SLDG ST1-CHEMICAL RECIRCULATION PUMP 4	Minor Disruption. Repair to failure longer than trouble call.No operation impact	In Service

RTN SLDG ST1-CHEMICAL RECIRCULATION PUMP 5	Minor Disruption. Repair to failure longer than trouble call.No operation impact	In Service
RTN SLDG ST1-CHEMICAL RECIRCULATION PUMP 6	Minor Disruption. Repair to failure longer than trouble call.No operation impact	In Service
RTN SLDG ST1-SCRUBBER BLOWER 1	Minor Disruption. Repair to failure longer than trouble call.No operation impact	In Service
RTN SLDG ST1-SCRUBBER BLOWER 2	Minor Disruption. Repair to failure longer than trouble call.No operation impact	In Service
RTN SLDG ST1-SCRUBBER BLOWER 3	Minor Disruption. Repair to failure longer than trouble call.No operation impact	In Service
RTN SLDG ST1-SCRUBBER BLOWER 4	Minor Disruption. Repair to failure longer than trouble call.No operation impact	In Service
RTN SLDG ST1-AIR COMPRESSOR	High Disruption. Operations in critical area lost. Significant Delay to restore.	In Service
RTN SLDG ST1-AIR SUPPLY FAN 1	Failure should not affect of Safety, Health, Environment or Operations.	In Service
RTN SLDG ST1-AIR SUPPLY FAN 2	Failure should not affect of Safety, Health, Environment or Operations.	In Service
RTN SLDG ST1-AIR SUPPLY FAN 3	Failure should not affect of Safety, Health, Environment or Operations.	In Service
RTN SLDG ST1-AIR SUPPLY FAN 4	Failure should not affect of Safety, Health, Environment or Operations.	In Service
RTN SLDG ST1-RETURN SLUDGE FLOW METER FT116	High Disruption. Operations in critical area lost. Significant Delay to restore.	In Service
RTN SLDG ST1-RETURN SLUDGE FLOW METER FT117	High Disruption. Operations in critical area lost. Significant Delay to restore.	In Service
RTN SLDG ST1-RETURN SLUDGE	High Disruption. Operations in critical area lost. Significant Delay to restore.	In Service
RTN SLDG ST1-RETURN SLUDGE FORCE MAIN 1	High Disruption. Operations in critical area lost. Significant Delay to restore.	In Service
RTN SLDG ST1-RETURN SLUDGE FORCE MAIN 2	High Disruption. Operations in critical area lost. Significant Delay to restore.	In Service
RTN SLDG ST1-RETURN SLUDGE PUMP 1	High Disruption. Operations in critical area lost. Significant Delay to restore.	In Service
RTN SLDG ST1-RETURN SLUDGE PUMP 2	High Disruption. Operations in critical area lost. Significant Delay to restore.	In Service
RTN SLDG ST1-RETURN SLUDGE PUMP 3	High Disruption. Operations in critical area lost. Significant Delay to restore.	In Service
RTN SLDG ST1-SECONDARY CLARIFIER 1	High Disruption. Operations in critical area lost. Significant Delay to restore.	In Service
RTN SLDG ST1-SECONDARY CLARIFIER 2	High Disruption. Operations in critical area lost. Significant Delay to restore.	In Service
RTN SLDG ST1-SECONDARY CLARIFIER 3	High Disruption. Operations in critical area lost. Significant Delay to restore.	In Service
RTN SLDG ST1-SECONDARY CLARIFIER 4	High Disruption. Operations in critical area lost. Significant Delay to restore.	In Service
RTN SLDG ST1-SCUM PUMP 1	High Disruption. Operations in critical area lost. Significant Delay to restore.	In Service
RTN SLDG ST1-SCUM PUMP 2	High Disruption. Operations in critical area lost. Significant Delay to restore.	In Service
RTN SLDG ST1-WASTE SLUDGE FLOW METER FT112	High Disruption. Operations in critical area lost. Significant Delay to restore.	In Service

RTN SLDG ST1-WASTE SLUDGE	High Disruption. Operations in critical area lost. Significant Delay to restore.	In Service
RTN SLDG ST1-WASTE SLUDGE PUMP 1	High Disruption. Operations in critical area lost. Significant Delay to restore.	In Service
RTN SLDG ST1-WASTE SLUDGE PUMP 2	High Disruption. Operations in critical area lost. Significant Delay to restore.	In Service
RTN SLDG ST1-WASTE SLUDGE PUMP 3	High Disruption. Operations in critical area lost. Significant Delay to restore.	In Service
RTN SLDG ST1-SEAL WATER SYSTEM	Minor Disruption. Repair to failure longer than trouble call.No operation impact	In Service
RTN SLDG ST1-RETURN SLUDGE WET WELL	Moderate Disruption. Portion of Operations lost. Moderate delay to restore.	In Service
RTN SLDG ST1-EMERGENCY HURRICANE PUMP	Failure should not affect of Safety, Health, Environment or Operations.	In Service
RTN SLDG ST1-4160 V MAIN SWITCHGEAR	High Disruption. Operations in critical area lost. Significant Delay to restore.	In Service
RTN SLDG ST1-MOTOR CONTROL CENTER 1	High Disruption. Operations in critical area lost. Significant Delay to restore.	In Service
RTN SLDG ST1-MOTOR CONTROL CENTER 2	High Disruption. Operations in critical area lost. Significant Delay to restore.	In Service
RTN SLDG ST1-MAIN DISTRIBUTION CENTER	High Disruption. Operations in critical area lost. Significant Delay to restore.	In Service
RTN SLDG ST1-POWER PANEL RSH	High Disruption. Operations in critical area lost. Significant Delay to restore.	In Service
RTN SLDG ST1-POWER PANEL RSL	High Disruption. Operations in critical area lost. Significant Delay to restore.	In Service
RTN SLDG ST1-POWER PANEL RSLA	High Disruption. Operations in critical area lost. Significant Delay to restore.	In Service
RTN SLDG ST1-CATHODIC PROTECTION PANEL 1	Minor Disruption. Repair to failure longer than trouble call.No operation impact	In Service
RTN SLDG ST1-LOWER LEVEL HOIST	Failure should not affect of Safety, Health, Environment or Operations.	In Service
RTN SLDG ST1-UPPER LEVEL HOIST	Failure should not affect of Safety, Health, Environment or Operations.	In Service
RTN SLDG ST1-BACKFLOW PREVENTER	Minor Disruption. Repair to failure longer than trouble call.No operation impact	In Service
RTN SLDG ST1-EYE WASH/SHOWER	Minor Disruption. Repair to failure longer than trouble call.No operation impact	In Service
RTN SLDG ST1-FIRE ALARM PANEL	Minor Disruption. Repair to failure longer than trouble call.No operation impact	In Service
CL2 BLDG-FIXED BREATHING AIR SYSTEM	Moderate Disruption. Portion of Operations lost. Moderate delay to restore.	In Service
CL2 BLDG-MOBILE BREATHING AIR SYSTEM	Moderate Disruption. Portion of Operations lost. Moderate delay to restore.	In Service
CL2 BLDG-CL2 INJ WELL DRAIN VALVE EAST	Minor Disruption. Repair to failure longer than trouble call.No operation impact	In Service
CL2 BLDG-CL2 INJ WELL DRAIN VALVE WEST	Minor Disruption. Repair to failure longer than trouble call.No operation impact	In Service
CL2 BLDG-NON POT WELL DRAIN VALVE NORTH	Minor Disruption. Repair to failure longer than trouble call.No operation impact	In Service
CL2 BLDG-NON POT WELL DRAIN VALVE SOUTH	Minor Disruption. Repair to failure longer than trouble call.No operation impact	In Service



## Disinfection System

CL2 BLDG-PH SAMPLE PUMP PIT SUMP PUMP	Minor Disruption. Repair to failure longer than trouble call.No operation impact	In Service
CL2 BLDG-SUMP PUMP	Minor Disruption. Repair to failure longer than trouble call.No operation impact	In Service
CL2 BLDG-SUMP PUMP 1	Minor Disruption. Repair to failure longer than trouble call.No operation impact	In Service
CL2 BLDG-SUMP PUMP 2	Minor Disruption. Repair to failure longer than trouble call.No operation impact	In Service
CL2 BLDG-SUMP PUMP 3	Minor Disruption. Repair to failure longer than trouble call.No operation impact	In Service
CL2 BLDG-WASTE LIQUID DRAIN PUMP 1	Minor Disruption. Repair to failure longer than trouble call.No operation impact	In Service
CL2 BLDG-WASTE LIQUID DRAIN PUMP 2	Minor Disruption. Repair to failure longer than trouble call.No operation impact	In Service
CL2 BLDG-CAUSTIC CHEMICAL FEED VALVE	Minor Disruption. Repair to failure longer than trouble call.No operation impact	In Service
CL2 BLDG-CAUSTIC TRANSFER PUMP 1	Minor Disruption. Repair to failure longer than trouble call.No operation impact	In Service
CL2 BLDG-CAUSTIC TRANSFER PUMP 2	Minor Disruption. Repair to failure longer than trouble call.No operation impact	In Service
CL2 BLDG-PACKED TOWER AIR SCRUBBER	Minor Disruption. Repair to failure longer than trouble call.No operation impact	In Service
CL2 BLDG-PACKED TOWER CHEMICAL FEED VALVE	Minor Disruption. Repair to failure longer than trouble call.No operation impact	In Service
CL2 BLDG-PACKED TOWER RECIRCULATION PUMP 1	Minor Disruption. Repair to failure longer than trouble call.No operation impact	In Service
CL2 BLDG-PACKED TOWER RECIRCULATION PUMP 2	Minor Disruption. Repair to failure longer than trouble call.No operation impact	In Service
CL2 BLDG-PACKED TOWER SCRUBBER BLOWER	Minor Disruption. Repair to failure longer than trouble call.No operation impact	In Service
CL2 BLDG-VENTURI AIR SCRUBBER	Minor Disruption. Repair to failure longer than trouble call.No operation impact	In Service
CL2 BLDG-VENTURI RECIRCULATION PUMP 1	Minor Disruption. Repair to failure longer than trouble call.No operation impact	In Service
CL2 BLDG-VENTURI RECIRCULATION PUMP 2	Minor Disruption. Repair to failure longer than trouble call.No operation impact	In Service
CL2 BLDG-VENTURI SCRUBBER BLOWER	Minor Disruption. Repair to failure longer than trouble call.No operation impact	In Service
CL2 BLDG-VENTURI SCRUBBER CHEMICAL FEED VLV	Minor Disruption. Repair to failure longer than trouble call.No operation impact	In Service
CL2 BLDG-DYNASAND BACKWASH AIR COMPRESSOR	Moderate Disruption. Portion of Operations lost. Moderate delay to restore.	In Service
CL2 BLDG-DYNASAND BACKWASH AIR COMPRESSOR 1	Moderate Disruption. Portion of Operations lost. Moderate delay to restore.	In Service
CL2 BLDG-DYNASAND BACKWASH AIR COMPRESSOR 2	Moderate Disruption. Portion of Operations lost. Moderate delay to restore.	In Service
CL2 BLDG-REUSE FILTER AIR COMPRESSOR 1	Moderate Disruption. Portion of Operations lost. Moderate delay to restore.	In Service
CL2 BLDG-REUSE FILTER AIR COMPRESSOR 2	Moderate Disruption. Portion of Operations lost. Moderate delay to restore.	In Service
CL2 BLDG-CL2 CYLINDER ROOM EXHAUST FAN E-12	Minor Disruption. Repair to failure longer than trouble call.No operation impact	In Service

CL2 BLDG-CHLORINATOR ROOM EXHAUST FAN E11-A	Minor Disruption. Repair to failure longer than trouble call.No operation impact	In Service
CL2 BLDG-CHLORINATOR ROOM EXHAUST FAN E11-B	Minor Disruption. Repair to failure longer than trouble call.No operation impact	In Service
CL2 BLDG-EXHAUST FAN E-10	Minor Disruption. Repair to failure longer than trouble call.No operation impact	In Service
CL2 BLDG-CL2 INJ WET WELL EAST INFLUENT VALVE	Minor Disruption. Repair to failure longer than trouble call.No operation impact	In Service
CL2 BLDG-CL2 INJ WET WELL WEST INFLUENT VALVE	Moderate Disruption. Portion of Operations lost. Moderate delay to restore.	In Service
CL2 BLDG-FLUSHING/MAKEUP WATER FLOW METER	Moderate Disruption. Portion of Operations lost. Moderate delay to restore.	In Service
CL2 BLDG-FLUSHING/MAKEUP WATER PUMP 1	Moderate Disruption. Portion of Operations lost. Moderate delay to restore.	In Service
CL2 BLDG-FLUSHING/MAKEUP WATER PUMP 2	Moderate Disruption. Portion of Operations lost. Moderate delay to restore.	In Service
CL2 BLDG-NON POT WET WELL NORTH INFLUENT VALVE	Minor Disruption. Repair to failure longer than trouble call.No operation impact	In Service
CL2 BLDG-NON POT WET WELL SOUTH INFLUENT VALVE	Minor Disruption. Repair to failure longer than trouble call.No operation impact	In Service
CL2 BLDG-NON POTABLE WATER PUMP 1 SOUTH	Moderate Disruption. Portion of Operations lost. Moderate delay to restore.	In Service
CL2 BLDG-NON POTABLE WATER PUMP 2 NORTH	Moderate Disruption. Portion of Operations lost. Moderate delay to restore.	In Service
CL2 BLDG-NORTH WELL ISOLATION VALVE	Minor Disruption. Repair to failure longer than trouble call.No operation impact	In Service
CL2 BLDG-SOUTH WELL ISOLATION VALVE	Minor Disruption. Repair to failure longer than trouble call.No operation impact	In Service
CL2 BLDG -CL2 STOR	Hazard - Potential Safety, Health or Environment Issue. Failure without warning.	In Service
CL2 BLDG -CL2 STOR	Hazard - Potential Safety, Health or Environment Issue. Failure without warning.	In Service
CL2 BLDG -CL2 STOR	Hazard - Potential Safety, Health or Environment Issue. Failure without warning.	In Service
CL2 BLDG -CL2 STOR	Moderate Disruption. Portion of Operations lost. Moderate delay to restore.	In Service
CL2 BLDG -CL2 STOR	Hazard - Potential Safety, Health or Environment Issue. Failure without warning.	In Service
CL2 BLDG -CL2 STOR	Hazard - Potential Safety, Health or Environment Issue. Failure without warning.	In Service
CL2 BLDG-CHLORINE CYLINDER SCALE 1	Minor Disruption. Repair to failure longer than trouble call.No operation impact	In Service
CL2 BLDG-CHLORINE CYLINDER SCALE 2	Minor Disruption. Repair to failure longer than trouble call.No operation impact	In Service
CL2 BLDG-CHLORINE CYLINDER SCALE 3	Minor Disruption. Repair to failure longer than trouble call.No operation impact	In Service
CL2 BLDG-CHLORINE CYLINDER SCALE 4	Hazard - Potential Safety, Health or Environment Issue. Failure without warning.	In Service
CL2 BLDG-CHLORINE EVAPORATOR 1	Hazard - Potential Safety, Health or Environment Issue. Failure without warning.	In Service
CL2 BLDG-CHLORINE EVAPORATOR 3	Hazard - Potential Safety, Health or Environment Issue. Failure without warning.	In Service

CL2 BLDG-CHLORINE EVAPORATOR 5	Hazard - Potential Safety, Health or Environment Issue. Failure without warning.	In Service
CL2 BLDG-CHLORINE EVAPORATOR 7	Hazard - Potential Safety, Health or Environment Issue. Failure without warning.	In Service
CL2 BLDG -CL2 EXPAN CHMB 1	Hazard - Potential Safety, Health or Environment Issue. Failure without warning.	In Service
CL2 BLDG -CL2 EXPAN CHMB 2	Hazard - Potential Safety, Health or Environment Issue. Failure without warning.	In Service
CL2 BLDG -CL2 EXPAN CHMB 3	Hazard - Potential Safety, Health or Environment Issue. Failure without warning.	In Service
CL2 BLDG -CL2 EXPAN CHMB 4	Hazard - Potential Safety, Health or Environment Issue. Failure without warning.	In Service
CL2 BLDG -CL2 EXPAN CHMB 5	Hazard - Potential Safety, Health or Environment Issue. Failure without warning.	In Service
CL2 BLDG -CL2 EXPAN CHMB 6	Hazard - Potential Safety, Health or Environment Issue. Failure without warning.	In Service
CL2 BLDG -CL2 EXPAN CHMB 7	Hazard - Potential Safety, Health or Environment Issue. Failure without warning.	In Service
CL2 BLDG -CL2 EXPAN CHMB 8	Hazard - Potential Safety, Health or Environment Issue. Failure without warning.	In Service
CL2 BLDG-CHLORINATOR 1	Hazard - Potential Safety, Health or Environment Issue. Failure without warning.	In Service
CL2 BLDG-CHLORINATOR 2	Hazard - Potential Safety, Health or Environment Issue. Failure without warning.	In Service
CL2 BLDG-CHLORINATOR 3	Hazard - Potential Safety, Health or Environment Issue. Failure without warning.	In Service
CL2 BLDG-CHLORINATOR 4	Hazard - Potential Safety, Health or Environment Issue. Failure without warning.	In Service
CL2 BLDG-CHLORINATOR 5	Hazard - Potential Safety, Health or Environment Issue. Failure without warning.	In Service
CL2 BLDG-CHLORINATOR 6	Hazard - Potential Safety, Health or Environment Issue. Failure without warning.	In Service
CL2 BLDG-CHLORINE INJECTION FLOW METER	Hazard - Potential Safety, Health or Environment Issue. Failure without warning.	In Service
CL2 BLDG-CHLORINE INJECTION WATER PUMP 1	Hazard - Potential Safety, Health or Environment Issue. Failure without warning.	In Service
CL2 BLDG-CHLORINE INJECTION WATER PUMP 2	Hazard - Potential Safety, Health or Environment Issue. Failure without warning.	In Service
CL2 BLDG-CHLORINE INJECTION WATER PUMP 3	Hazard - Potential Safety, Health or Environment Issue. Failure without warning.	In Service
CL2 BLDG-CHLORINE MANIFOLD 1	Hazard - Potential Safety, Health or Environment Issue. Failure without warning.	In Service
CL2 BLDG-CHLORINE MANIFOLD 2	Hazard - Potential Safety, Health or Environment Issue. Failure without warning.	In Service
CL2 BLDG -CL2 PRESS	Hazard - Potential Safety, Health or Environment Issue. Failure without warning.	In Service
CL2 BLDG-CHLORINE SOLUTION FEED	Hazard - Potential Safety, Health or Environment Issue. Failure without warning.	In Service
CL2 BLDG-GAS CHLORINE FEED	Hazard - Potential Safety, Health or Environment Issue. Failure without warning.	In Service
CL2 BLDG-LIQUID CHLORINE FEED	Hazard - Potential Safety, Health or Environment Issue. Failure without warning.	In Service

CL2 BLDG-EFFLUENT REUSE HEADER	Moderate Disruption. Portion of Operations lost. Moderate delay to restore.	In Service
CL2 BLDG-EFFLUENT REUSE FLOW METER FT-126	Moderate Disruption. Portion of Operations lost. Moderate delay to restore.	In Service
CL2 BLDG-LOW LIFT DIVERTER VALVE	Moderate Disruption. Portion of Operations lost. Moderate delay to restore.	In Service
CL2 BLDG-SECONDARY EFFLUENT CONTROL VALVE	Moderate Disruption. Portion of Operations lost. Moderate delay to restore.	In Service
CL2 BLDG-SECONDARY EFFLUENT PRESSURE VALVE	Moderate Disruption. Portion of Operations lost. Moderate delay to restore.	In Service
CL2 BLDG-LOW LIFT PUMP 1 NORTH	Hazard - Potential Safety, Health or Environment Issue. Failure without warning.	In Service
CL2 BLDG-LOW LIFT PUMP 2 SOUTH	Hazard - Potential Safety, Health or Environment Issue. Failure without warning.	In Service
CL2 BLDG-CL2 RESIDUAL SAMPLE PUMP 1	High Disruption. Operations in critical area lost. Significant Delay to restore.	In Service
CL2 BLDG-CL2 RESIDUAL SAMPLE PUMP 2	High Disruption. Operations in critical area lost. Significant Delay to restore.	In Service
CL2 BLDG-EMERGENCY HURRICANE PUMP	Failure should not affect of Safety, Health, Environment or Operations.	In Service
CL2 BLDG-MOTOR CONTROL CENTER SECTION 1A	Hazard - Potential Safety, Health or Environment Issue. Failure without warning.	In Service
CL2 BLDG-MOTOR CONTROL CENTER SECTION 1B	High Disruption. Operations in critical area lost. Significant Delay to restore.	In Service
CL2 BLDG-MOTOR CONTROL CENTER SECTION 2A	High Disruption. Operations in critical area lost. Significant Delay to restore.	In Service
CL2 BLDG-MOTOR CONTROL CENTER SECTION 2B	High Disruption. Operations in critical area lost. Significant Delay to restore.	In Service
CL2 BLDG-MOTOR CONTROL CENTER SECTION 1	High Disruption. Operations in critical area lost. Significant Delay to restore.	In Service
CL2 BLDG-MOTOR CONTROL CENTER SECTION 2	High Disruption. Operations in critical area lost. Significant Delay to restore.	In Service
CL2 BLDG-MAIN DISTRIBUTION CENTER	High Disruption. Operations in critical area lost. Significant Delay to restore.	In Service
CL2 BLDG-POWER & LIGHTING PANEL CBL	High Disruption. Operations in critical area lost. Significant Delay to restore.	In Service
CL2 BLDG-POWER & LIGHTING PANEL L	High Disruption. Operations in critical area lost. Significant Delay to restore.	In Service
CL2 BLDG-POWER PANEL DCPB	High Disruption. Operations in critical area lost. Significant Delay to restore.	In Service
CL2 BLDG-POWER PANEL LPF1	Hazard - Potential Safety, Health or Environment Issue. Failure without warning.	In Service
CL2 BLDG-TRANSFORMER CB	High Disruption. Operations in critical area lost. Significant Delay to restore.	In Service
CL2 BLDG-TRANSFORMER CBA	High Disruption. Operations in critical area lost. Significant Delay to restore.	In Service
CL2 BLDG-TRANSFORMER LP	High Disruption. Operations in critical area lost. Significant Delay to restore.	In Service
CL2 BLDG-TRANSFORMER LPF1	High Disruption. Operations in critical area lost. Significant Delay to restore.	In Service
CL2 BLDG-BRIDGE CRANE	Failure should not affect of Safety, Health, Environment or Operations.	In Service

CL2 BLDG-CHLORINE CYLINDER HOIST	High Disruption. Operations in critical area lost. Significant Delay to restore.	In Service
CL2 BLDG-NON POT AREA TROLLY HOIST	Failure should not affect of Safety, Health, Environment or Operations.	In Service
CL2 BLDG-SEQUENCE CONTROLLER		In Service
CL2 BLDG-CHLORINE ANALYZER 1	Moderate Disruption. Portion of Operations lost. Moderate delay to restore.	In Service
CL2 BLDG-CHLORINE ANALYZER 2	Moderate Disruption. Portion of Operations lost. Moderate delay to restore.	In Service
CL2 BLDG-CHLORINE DETECTOR 1	Hazard - Potential Safety, Health or Environment Issue. Failure without warning.	In Service
CL2 BLDG-CHLORINE DETECTOR 2	Hazard - Potential Safety, Health or Environment Issue. Failure without warning.	In Service
CL2 BLDG-CHLORINE DETECTOR 3	Hazard - Potential Safety, Health or Environment Issue. Failure without warning.	In Service
CL2 BLDG-PH ANALYZER 1	Moderate Disruption. Portion of Operations lost. Moderate delay to restore.	In Service
CL2 BLDG-PH ANALYZER 2	Moderate Disruption. Portion of Operations lost. Moderate delay to restore.	In Service
CL2 BLDG-TURBIDITY METER 1	Moderate Disruption. Portion of Operations lost. Moderate delay to restore.	In Service
CL2 BLDG-TURBIDITY METER 2	Moderate Disruption. Portion of Operations lost. Moderate delay to restore.	In Service
CL2 BLDG-BACKFLOW PREVENTER	Minor Disruption. Repair to failure longer than trouble call.No operation impact	In Service
CL2 BLDG-BACK UP POTABLE WATER	Moderate Disruption. Portion of Operations lost. Moderate delay to restore.	In Service
CL2 BLDG-CHLORINATOR ROOM EYE WASH/SHOWER	Minor Disruption. Repair to failure longer than trouble call.No operation impact	In Service
CL2 BLDG-TANK ROOM EYE WASH/SHOWER	Minor Disruption. Repair to failure longer than trouble call.No operation impact	In Service
CL2 BLDG-FIRE ALARM PANEL	Minor Disruption. Repair to failure longer than trouble call.No operation impact	In Service
AUX HYPOCHLORITE STOR & DIST SPILL DISPOSAL SYS		In Service
AUX HYPOCHLORITE STOR & DIST EAST TANK GROUP		In Service
AUX HYPOCHLORITE STOR & DIST ONSITE/NONPOT HYPOCHLORITE SUPPLY		In Service
AUX HYPOCHLORITE STOR & DIST WEST TANK GROUP		In Service
NON POT HYPOCHLORITE FEED SYSTEM		In Service
ON-SITE CHLORINATION HYPOCHLORITE FEED SYSTEM		In Service
RSPS 1 HYPOCHLORITE FEED SYSTEM		In Service
RSPS 2 HYPOCHLORITE FEED SYSTEM		In Service
SEC EFF JUNCTION BOX HYPOCHLORITE DISCHARGE LINES		In Service
SEC EFF JUNCTION BOX HYPOCHLORITE FEED SYSTEM 1		In Service
SEC EFF JUNCTION BOX HYPOCHLORITE FEED SYSTEM 2		In Service

AUX HYPOCHLORITE STORAGE TANK 1 SYSTEM		In Service
AUX HYPOCHLORITE STORAGE TANK 2 SYSTEM		In Service
AUX HYPOCHLORITE STORAGE TANK 3 SYSTEM		In Service
AUX HYPOCHLORITE STORAGE TANK 4 SYSTEM		In Service
AUX HYPOCHLORITE STORAGE TANK 5 SYSTEM		In Service
AUX HYPOCHLORITE STORAGE TANK 6 SYSTEM		In Service
AUX HYPOCHLORITE STOR & DIST SYS ELEC SERV		In Service
AUX HYPOCHLORITE STOR & DIST SYS EYE WASH/SHOWER	Minor Disruption. Repair to failure longer than trouble call.No operation impact	In Service
PRETREAT/PSPS1 HYPOCHLORITE STOR & DIST SPILL DISPOSAL SYS		In Service
PRETREAT HYPOCHLORITE STORAGE AND DISTRIB FEED SYSTEM		In Service
PSPS1 HYPOCHLORITE STORAGE AND DISTRIB FEED SYSTEM		In Service
PRETREAT/PSPS1 HYPOCHLORITE STORAGE TANK SYSTEM		In Service
PRETREAT/PSPS1 HYPOCHLORITE STOR & DIST EYE WASH/SHOWER	Minor Disruption. Repair to failure longer than trouble call.No operation impact	In Service
EFF PUMP STATION-EFF METER VAULT SUMP PUMP	Moderate Disruption. Portion of Operations lost. Moderate delay to restore.	In Service
EFF PUMP STATION-SUMP PUMP 1	Moderate Disruption. Portion of Operations lost. Moderate delay to restore.	In Service
EFF PUMP STATION-SUMP PUMP 2	Moderate Disruption. Portion of Operations lost. Moderate delay to restore.	In Service
EFF PUMP STATION-BUBBLER CONTROL AIR COMPRESSOR	High Disruption. Operations in critical area lost. Significant Delay to restore.	In Service
EFF PUMP STATION-BUBBLER CONTROL AIR COMPRESSOR 1	High Disruption. Operations in critical area lost. Significant Delay to restore.	In Service
EFF PUMP STATION-BUBBLER CONTROL AIR COMPRESSOR 2	High Disruption. Operations in critical area lost. Significant Delay to restore.	In Service
EFF PUMP STATION-BUBBLER CONTROL SYSTEM	High Disruption. Operations in critical area lost. Significant Delay to restore.	In Service
EFF PUMP STATION-DC CONTROL PANEL	High Disruption. Operations in critical area lost. Significant Delay to restore.	In Service
EFF PUMP STATION-EFFLUENT PUMP CONTROL PANEL	High Disruption. Operations in critical area lost. Significant Delay to restore.	In Service
EFF PUMP STATION-EFFLUENT VALVE V-3	High Disruption. Operations in critical area lost. Significant Delay to restore.	In Service
EFF PUMP STATION-EFFLUENT VALVE V-4	High Disruption. Operations in critical area lost. Significant Delay to restore.	In Service
EFF PUMP STATION-HYDROPNEUMATIC SYSTEM	High Disruption. Operations in critical area lost. Significant Delay to restore.	In Service
EFF PUMP STATION-HYDROPNEUMATIC SYSTEM 1	High Disruption. Operations in critical area lost. Significant Delay to restore.	In Service

## Effluent Disposal System

EFF PUMP STATION-HYDROPNEUMATIC SYSTEM 2	High Disruption. Operations in critical area lost. Significant Delay to restore.	In Service
EFF PUMP STATION-EXHAUST FAN 10	Minor Disruption. Repair to failure longer than trouble call.No operation impact	In Service
EFF PUMP STATION-EXHAUST FAN 11	Minor Disruption. Repair to failure longer than trouble call.No operation impact	In Service
EFF PUMP STATION-EXHAUST FAN 2	Minor Disruption. Repair to failure longer than trouble call.No operation impact	In Service
EFF PUMP STATION-EXHAUST FAN 3	Minor Disruption. Repair to failure longer than trouble call.No operation impact	In Service
EFF PUMP STATION-EXHAUST FAN 4	Minor Disruption. Repair to failure longer than trouble call.No operation impact	In Service
EFF PUMP STATION-EXHAUST FAN 5	Minor Disruption. Repair to failure longer than trouble call.No operation impact	In Service
EFF PUMP STATION-EXHAUST FAN 6	Minor Disruption. Repair to failure longer than trouble call.No operation impact	In Service
EFF PUMP STATION-EXHAUST FAN 7	Minor Disruption. Repair to failure longer than trouble call.No operation impact	In Service
EFF PUMP STATION-EXHAUST FAN 8	Minor Disruption. Repair to failure longer than trouble call.No operation impact	In Service
EFF PUMP STATION-EXHAUST FAN 9	Minor Disruption. Repair to failure longer than trouble call.No operation impact	In Service
EFF PUMP STATION-EFF METER VAULT EXHAUST FAN	Minor Disruption. Repair to failure longer than trouble call.No operation impact	In Service
EFF PUMP STATION-SUPPLY FAN 1	Minor Disruption. Repair to failure longer than trouble call.No operation impact	In Service
EFF PUMP STATION-SUPPLY FAN 2	Minor Disruption. Repair to failure longer than trouble call.No operation impact	In Service
EFF PUMP STATION-SUPPLY FAN 3	Minor Disruption. Repair to failure longer than trouble call.No operation impact	In Service
EFF PUMP STATION-SUPPLY FAN 4	Minor Disruption. Repair to failure longer than trouble call.No operation impact	In Service
EFF PUMP STATION-SUPPLY FAN 5	Minor Disruption. Repair to failure longer than trouble call.No operation impact	In Service
EFF PUMP STATION-SUPPLY FAN 6	Minor Disruption. Repair to failure longer than trouble call.No operation impact	In Service
EFF PUMP STATION-SUPPLY FAN 7	Minor Disruption. Repair to failure longer than trouble call.No operation impact	In Service
EFF PUMP STATION-EFF BY PASS VALVE	High Disruption. Operations in critical area lost. Significant Delay to restore.	In Service
EFF PUMP STATION-DISCHARGE HEADER EAST	High Disruption. Operations in critical area lost. Significant Delay to restore.	In Service
EFF PUMP STATION-DISCHARGE HEADER WEST	High Disruption. Operations in critical area lost. Significant Delay to restore.	In Service
EFF PUMP STATION-EFF METER AIR RELEASE VALVE	High Disruption. Operations in critical area lost. Significant Delay to restore.	In Service
EFF PUMP STATION-EFF METER ISOLATION VALVE	High Disruption. Operations in critical area lost. Significant Delay to restore.	In Service
EFF PUMP STATION-EFFLUENT MOTOR OPER VLV 1	High Disruption. Operations in critical area lost. Significant Delay to restore.	In Service
EFF PUMP STATION-EFFLUENT MOTOR OPER VLV 2	High Disruption. Operations in critical area lost. Significant Delay to restore.	In Service

EFF PUMP STATION-EFFLUENT OUTFALL FLOW METER	High Disruption. Operations in critical area lost. Significant Delay to restore.	In Service
EFF PUMP STATION-EFFLUENT PUMP 1	High Disruption. Operations in critical area lost. Significant Delay to restore.	In Service
EFF PUMP STATION-EFFLUENT PUMP 2	High Disruption. Operations in critical area lost. Significant Delay to restore.	In Service
EFF PUMP STATION-EFFLUENT PUMP 3	High Disruption. Operations in critical area lost. Significant Delay to restore.	In Service
EFF PUMP STATION-EFFLUENT PUMP 4	High Disruption. Operations in critical area lost. Significant Delay to restore.	In Service
EFF PUMP STATION-EFFLUENT PUMP 5	High Disruption. Operations in critical area lost. Significant Delay to restore.	In Service
EFF PUMP STATION-EFFLUENT PUMP 6	High Disruption. Operations in critical area lost. Significant Delay to restore.	In Service
EFF PUMP STATION-EFFLUENT PUMP 7	High Disruption. Operations in critical area lost. Significant Delay to restore.	In Service
EFF PUMP STATION-EFFLUENT PUMP 8	High Disruption. Operations in critical area lost. Significant Delay to restore.	In Service
EFF PUMP STATION-EFFLUENT VALVE V-10	High Disruption. Operations in critical area lost. Significant Delay to restore.	In Service
EFF PUMP STATION-EFFLUENT VALVE V-3	High Disruption. Operations in critical area lost. Significant Delay to restore.	In Service
EFF PUMP STATION-EFFLUENT VALVE V-4	High Disruption. Operations in critical area lost. Significant Delay to restore.	In Service
EFF PUMP STATION-EFFLUENT VALVE V-9	High Disruption. Operations in critical area lost. Significant Delay to restore.	In Service
EFF PUMP STATION-OUTFALL HEADER EAST	High Disruption. Operations in critical area lost. Significant Delay to restore.	In Service
EFF PUMP STATION-OUTFALL HEADER WEST	High Disruption. Operations in critical area lost. Significant Delay to restore.	In Service
EFF PUMP STATION-CL2 ANALYZER WATER SUPPLY PUMP 1	Moderate Disruption. Portion of Operations lost. Moderate delay to restore.	In Service
EFF PUMP STATION-CL2 ANALYZER WATER SUPPLY PUMP 2	Moderate Disruption. Portion of Operations lost. Moderate delay to restore.	In Service
EFF PUMP STATION-CL2 ANALYZER WATER SUPP STRAINER	Moderate Disruption. Portion of Operations lost. Moderate delay to restore.	In Service
EFF PUMP STATION-EMERGENCY HURRICANE PUMP	Minor Disruption. Repair to failure longer than trouble call.No operation impact	In Service
EFF PUMP STATION-4160 V MAIN SWITCHGEAR	High Disruption. Operations in critical area lost. Significant Delay to restore.	In Service
EFF PUMP STATION-GROUP 1 MAIN BREAKER	High Disruption. Operations in critical area lost. Significant Delay to restore.	In Service
EFF PUMP STATION-GROUP 1 TIE BREAKER	High Disruption. Operations in critical area lost. Significant Delay to restore.	In Service
EFF PUMP STATION-GROUP 2 MAIN BREAKER	High Disruption. Operations in critical area lost. Significant Delay to restore.	In Service
EFF PUMP STATION-GROUP 2 TIE BREAKER	High Disruption. Operations in critical area lost. Significant Delay to restore.	In Service
EFF PUMP STATION-LIGHTING PANEL 1L	High Disruption. Operations in critical area lost. Significant Delay to restore.	In Service
EFF PUMP STATION-LIGHTING PANEL 2L	High Disruption. Operations in critical area lost. Significant Delay to restore.	In Service



EFF PUMP STATION-MOTOR CONTROL CENTER 1	High Disruption. Operations in critical area lost. Significant Delay to restore.	In Service
EFF PUMP STATION-MOTOR CONTROL CENTER 2	High Disruption. Operations in critical area lost. Significant Delay to restore.	In Service
EFF PUMP STATION-SWG BATTERY SYSTEM 1	Moderate Disruption. Portion of Operations lost. Moderate delay to restore.	In Service
EFF PUMP STATION-SWG BATTERY SYSTEM 2	Moderate Disruption. Portion of Operations lost. Moderate delay to restore.	In Service
EFF PUMP STATION-BRIDGE CRANE	Failure should not affect of Safety, Health, Environment or Operations.	In Service
EFF PUMP STATION-BACK UP NON-POTABLE WATER PUMP	High Disruption. Operations in critical area lost. Significant Delay to restore.	In Service
EFF PUMP STATION-BEARING WATER PUMP 1	High Disruption. Operations in critical area lost. Significant Delay to restore.	In Service
EFF PUMP STATION-BEARING WATER PUMP 2	High Disruption. Operations in critical area lost. Significant Delay to restore.	In Service
EFF PUMP STATION-BEARING WATER PUMP 3	High Disruption. Operations in critical area lost. Significant Delay to restore.	In Service
EFF PUMP STATION-BEARING WATER PUMP 4	High Disruption. Operations in critical area lost. Significant Delay to restore.	In Service
EFF PUMP STATION-BEARING WATER SYSTEM	High Disruption. Operations in critical area lost. Significant Delay to restore.	In Service
EFF PUMP STATION-CHLORINE ANALYZER 1	Moderate Disruption. Portion of Operations lost. Moderate delay to restore.	In Service
EFF PUMP STATION-CHLORINE ANALYZER 2	Moderate Disruption. Portion of Operations lost. Moderate delay to restore.	In Service
EFF PUMP STATION-DISSOLVED OXYGEN ANALYZER 1	Moderate Disruption. Portion of Operations lost. Moderate delay to restore.	In Service
EFFULENT BLDG-PH ANALYZER 1	Moderate Disruption. Portion of Operations lost. Moderate delay to restore.	In Service
EFF PUMP STATION-BACKFLOW PREVENTER	Minor Disruption. Repair to failure longer than trouble call.No operation impact	In Service
EFF PUMP STATION-FIRE ALARM PANEL	Minor Disruption. Repair to failure longer than trouble call.No operation impact	In Service
EFF JUNCTION CHMB-EFFLUENT JUNCTION CHAMBER	High Disruption. Operations in critical area lost. Significant Delay to restore.	In Service
EFF JUNCTION CHMB-EFFLUENT JUNCTION CHAMBER	Hazard - Potential Safety, Health or Enviroment Issue. Failure without warning.	In Service
EFF JUNCTION CHMB-EYE WASH/SHOWER	Moderate Disruption. Portion of Operations lost. Moderate delay to restore.	In Service
SCREEN CHAMBER-TRAVELING WATER SCREEN 1	Moderate Disruption. Portion of Operations lost. Moderate delay to restore.	In Service
SCREEN CHAMBER-TRAVELING WATER SCREEN 2	Moderate Disruption. Portion of Operations lost. Moderate delay to restore.	In Service
SCREEN CHAMBER-BOOSTER PUMP 1	Moderate Disruption. Portion of Operations lost. Moderate delay to restore.	In Service
SCREEN CHAMBER-BOOSTER PUMP 2	Moderate Disruption. Portion of Operations lost. Moderate delay to restore.	In Service
SCREEN CHAMBER-BOOSTER PUMP 3	Moderate Disruption. Portion of Operations lost. Moderate delay to restore.	In Service
SCREEN CHAMBER-TRAVELING WATER SCREEN 1	Moderate Disruption. Portion of Operations lost. Moderate delay to restore.	In Service

## Electrical and Power Distribution

SCREEN CHAMBER-TRAVELING WATER SCREEN 2	Moderate Disruption. Portion of Operations lost. Moderate delay to restore.	In Service
SCREEN CHAMBER-SCREEN CHAMBER SAMPLE PUMP	Moderate Disruption. Portion of Operations lost. Moderate delay to restore.	In Service
MAIN SWITCH BLDG-MAIN SWITCHGEAR 4160 V	Hazard - Potential Safety, Health or Environment Issue. Failure without warning.	In Service
MAIN SWITCH BLDG-AGS BLDG MAIN BREAKER 1	Hazard - Potential Safety, Health or Environment Issue. Failure without warning.	In Service
MAIN SWITCH BLDG-AGS BLDG MAIN BREAKER 2	Hazard - Potential Safety, Health or Environment Issue. Failure without warning.	In Service
MAIN SWITCH BLDG-SOUTH TRANS MAIN BREAKER	Hazard - Potential Safety, Health or Environment Issue. Failure without warning.	In Service
MAIN SWITCH BLDG-O2 PLNT 1&2 MAIN BREAKER 1	Hazard - Potential Safety, Health or Environment Issue. Failure without warning.	In Service
MAIN SWITCH BLDG-PRETREAT. MAIN BREAKER 1	Hazard - Potential Safety, Health or Environment Issue. Failure without warning.	In Service
MAIN SWITCH BLDG-RSPS 1 MAIN BREAKER	Hazard - Potential Safety, Health or Environment Issue. Failure without warning.	In Service
MAIN SWITCH BLDG-EFFLUENT PS MAIN BREAKER 1	Hazard - Potential Safety, Health or Environment Issue. Failure without warning.	In Service
MAIN SWITCH BLDG-EMER. POWER MAIN BREAKER 1	Hazard - Potential Safety, Health or Environment Issue. Failure without warning.	In Service
MAIN SWITCH BLDG-NORM. POWER MAIN BREAKER 1	Hazard - Potential Safety, Health or Environment Issue. Failure without warning.	In Service
MAIN SWITCH BLDG-MAIN SWGR. TIE BREAKER 1	Hazard - Potential Safety, Health or Environment Issue. Failure without warning.	In Service
MAIN SWITCH BLDG-MAIN SWGR. TIE BREAKER 2	Hazard - Potential Safety, Health or Environment Issue. Failure without warning.	In Service
MAIN SWITCH BLDG-NORM. POWER MAIN BREAKER 2	Hazard - Potential Safety, Health or Environment Issue. Failure without warning.	In Service
MAIN SWITCH BLDG-EMER. POWER MAIN BREAKER 2	Hazard - Potential Safety, Health or Environment Issue. Failure without warning.	In Service
MAIN SWITCH BLDG-EFFLUENT PS MAIN BREAKER 2	Hazard - Potential Safety, Health or Environment Issue. Failure without warning.	In Service
MAIN SWITCH BLDG-RSPS 2 MAIN BREAKER	Hazard - Potential Safety, Health or Environment Issue. Failure without warning.	In Service
MAIN SWITCH BLDG-O2 PLNT 1&2 MAIN BREAKER 2	Hazard - Potential Safety, Health or Environment Issue. Failure without warning.	In Service
MAIN SWITCH BLDG-PRETREAT. MAIN BREAKER 2	Hazard - Potential Safety, Health or Environment Issue. Failure without warning.	In Service
MAIN SWITCH BLDG-NORTH TRANS. MAIN BREAKER	Hazard - Potential Safety, Health or Environment Issue. Failure without warning.	In Service
MAIN SWITCH BLDG-FLA POWER & LIGHT METERING	Hazard - Potential Safety, Health or Environment Issue. Failure without warning.	In Service
MAIN SWITCH BLDG-INJ WELL PS MAIN BREAKER 1	Hazard - Potential Safety, Health or Environment Issue. Failure without warning.	In Service
MAIN SWITCH BLDG-INJ WELL PS MAIN BREAKER 2	Hazard - Potential Safety, Health or Environment Issue. Failure without warning.	In Service
MAIN SWITCH BLDG-O2 PLANT 3 MAIN BREAKER 1	Hazard - Potential Safety, Health or Environment Issue. Failure without warning.	In Service
MAIN SWITCH BLDG-O2 PLANT 3 MAIN BREAKER 2	Hazard - Potential Safety, Health or Environment Issue. Failure without warning.	In Service

MAIN SWITCH BLDG-RSPS 3 MAIN BREAKER 1	Hazard - Potential Safety, Health or Environment Issue. Failure without warning.	In Service
MAIN SWITCH BLDG-RSPS 3 MAIN BREAKER 2	Hazard - Potential Safety, Health or Environment Issue. Failure without warning.	In Service
MAIN SWITCH BLDG-GEN SWG AUTO TRANS SWITCH	High Disruption. Operations in critical area lost. Significant Delay to restore.	In Service
MAIN SWITCH BLDG-MAIN DISTRIBUTION CENTER	Hazard - Potential Safety, Health or Environment Issue. Failure without warning.	In Service
MAIN SWITCH BLDG-MAIN DISTRIBUTION CENTER 1	Hazard - Potential Safety, Health or Environment Issue. Failure without warning.	In Service
MAIN SWITCH BLDG-MAIN DISTRIBUTION CENTER 2	Hazard - Potential Safety, Health or Environment Issue. Failure without warning.	In Service
MAIN SWITCH BLDG-POWER & LIGHTING PANEL A	Hazard - Potential Safety, Health or Environment Issue. Failure without warning.	In Service
MAIN SWITCH BLDG-POWER PANEL DP	Hazard - Potential Safety, Health or Environment Issue. Failure without warning.	In Service
MAIN SWITCH BLDG-POWER PANEL MDP	Hazard - Potential Safety, Health or Environment Issue. Failure without warning.	In Service
MAIN SWITCH BLDG-SWG & GEN CTRL BAT BNK N	High Disruption. Operations in critical area lost. Significant Delay to restore.	In Service
MAIN SWITCH BLDG-SWG & GEN CTRL BAT BNK S	High Disruption. Operations in critical area lost. Significant Delay to restore.	In Service
MAIN SWITCH BLDG-DIES ENG AIR START SYSTEM	High Disruption. Operations in critical area lost. Significant Delay to restore.	In Service
MAIN SWITCH BLDG-GENERATOR SWITCHGEAR 4160 V	High Disruption. Operations in critical area lost. Significant Delay to restore.	In Service
MAIN SWITCH BLDG-GENERATOR 1	High Disruption. Operations in critical area lost. Significant Delay to restore.	In Service
MAIN SWITCH BLDG-GENERATOR 2	High Disruption. Operations in critical area lost. Significant Delay to restore.	In Service
MAIN SWITCH BLDG-GENERATOR 3	High Disruption. Operations in critical area lost. Significant Delay to restore.	In Service
MAIN SWITCH BLDG-GENERATOR 4	High Disruption. Operations in critical area lost. Significant Delay to restore.	In Service
MAIN SWITCH BLDG-GENERATOR 5	High Disruption. Operations in critical area lost. Significant Delay to restore.	In Service
MAIN SWITCH BLDG-GENERATOR 6	High Disruption. Operations in critical area lost. Significant Delay to restore.	In Service
MAIN SWITCH BLDG-GENERATOR MASTER CONTROL	High Disruption. Operations in critical area lost. Significant Delay to restore.	In Service
MAIN SWITCH BLDG-GENERATOR 5		In Service
MAIN SWITCH BLDG-BATTERY AREA EYE WASH	Minor Disruption. Repair to failure longer than trouble call.No operation impact	In Service
MAIN SWITCH BLDG-BACKFLOW PREVENTER	Minor Disruption. Repair to failure longer than trouble call.No operation impact	In Service
MAIN SWITCH BLDG-FIRE ALARM PANEL	Minor Disruption. Repair to failure longer than trouble call.No operation impact	In Service
FUEL STOR TANK-DIESEL FUEL TRANSFER	High Disruption. Operations in critical area lost. Significant Delay to restore.	In Service
FUEL STOR TANK-DIESEL FUEL TRANSFER PUMP 1	High Disruption. Operations in critical area lost. Significant Delay to restore.	In Service
FUEL STOR TANK-DIESEL FUEL TRANSFER PUMP 2	High Disruption. Operations in critical area lost. Significant Delay to restore.	In Service

## Underground Injection Well System

FUEL STOR TANK-FUEL STORAGE TANK 1	High Disruption. Operations in critical area lost. Significant Delay to restore.	In Service
FUEL STOR TANK-FUEL STORAGE TANK 2	High Disruption. Operations in critical area lost. Significant Delay to restore.	In Service
FUEL STOR TANK-CONTAINMENT AREA SUMP PUMP	Minor Disruption. Repair to failure longer than trouble call.No operation impact	In Service
FUEL STOR TANK-WATER/FUEL SEPARATOR EAST	Minor Disruption. Repair to failure longer than trouble call.No operation impact	In Service
FUEL STOR TANK-WATER/FUEL SEPARATOR SOUTH	Minor Disruption. Repair to failure longer than trouble call.No operation impact	In Service
FUEL STOR TANK-BACKFLOW PREVENTER	Minor Disruption. Repair to failure longer than trouble call.No operation impact	In Service
FUEL STOR TANK - FIRE ALARM PANEL		In Service
INJ WELL PUMP STA-HYDROPNEUMATIC SYSTEM	High Disruption. Operations in critical area lost. Significant Delay to restore.	In Service
INJ WELL PUMP STA-PUMP CONTROL SYSTEM	High Disruption. Operations in critical area lost. Significant Delay to restore.	In Service
INJ WELL PUMP STA-SURGE CONTROL SYSTEM	High Disruption. Operations in critical area lost. Significant Delay to restore.	In Service
INJ WELL PUMP STA-EXHAUST FAN 1	Minor Disruption. Repair to failure longer than trouble call.No operation impact	In Service
INJ WELL PUMP STA-EXHAUST FAN 2	Minor Disruption. Repair to failure longer than trouble call.No operation impact	In Service
INJ WELL PUMP STA-EXHAUST FAN 3	Minor Disruption. Repair to failure longer than trouble call.No operation impact	In Service
INJ WELL PUMP STA-EXHAUST FAN 4	Minor Disruption. Repair to failure longer than trouble call.No operation impact	In Service
INJ WELL PUMP STA-EXHAUST FAN 5	Minor Disruption. Repair to failure longer than trouble call.No operation impact	In Service
INJ WELL PUMP STA-EFFLUENT VALVE CENTER	High Disruption. Operations in critical area lost. Significant Delay to restore.	In Service
INJ WELL PUMP STA-EFFLUENT VALVE NORTH	High Disruption. Operations in critical area lost. Significant Delay to restore.	In Service
INJ WELL PUMP STA-EFFLUENT VALVE SOUTH	High Disruption. Operations in critical area lost. Significant Delay to restore.	In Service
INJ WELL PUMP STA-OVERFLOW CONTROL VLV NORTH	High Disruption. Operations in critical area lost. Significant Delay to restore.	In Service
INJ WELL PUMP STA-OVERFLOW CONTROL VLV SOUTH	High Disruption. Operations in critical area lost. Significant Delay to restore.	In Service
INJ WELL PUMP STA-OVERFLOW EQUILIZER VLV	High Disruption. Operations in critical area lost. Significant Delay to restore.	In Service
INJ WELL PUMP STA-EFFLUENT SURGE TANK 1	High Disruption. Operations in critical area lost. Significant Delay to restore.	In Service
INJ WELL PUMP STA-EFFLUENT SURGE TANK 2	High Disruption. Operations in critical area lost. Significant Delay to restore.	In Service
INJ WELL PUMP STA-INJECTION PUMP 1	High Disruption. Operations in critical area lost. Significant Delay to restore.	In Service
INJ WELL PUMP STA-INJECTION PUMP 2	High Disruption. Operations in critical area lost. Significant Delay to restore.	In Service
INJ WELL PUMP STA-INJECTION PUMP 3	High Disruption. Operations in critical area lost. Significant Delay to restore.	In Service
INJ WELL PUMP STA-INJECTION PUMP 4	High Disruption. Operations in critical area lost. Significant Delay to restore.	In Service

INJ WELL PUMP STA-MAIN SWITCHGEAR 4160V	High Disruption. Operations in critical area lost. Significant Delay to restore.	In Service
INJ WELL PUMP STA-MAIN CIRCUIT BREAKER 1	High Disruption. Operations in critical area lost. Significant Delay to restore.	In Service
INJ WELL PUMP STA-MAIN CIRCUIT BREAKER 2	High Disruption. Operations in critical area lost. Significant Delay to restore.	In Service
INJ WELL PUMP STA-SUB A CIRCUIT BREAKER	High Disruption. Operations in critical area lost. Significant Delay to restore.	In Service
INJ WELL PUMP STA-SUB B CIRCUIT BREAKER	High Disruption. Operations in critical area lost. Significant Delay to restore.	In Service
INJ WELL PUMP STA-POWER PANEL H	High Disruption. Operations in critical area lost. Significant Delay to restore.	In Service
INJ WELL PUMP STA-POWER PANEL L	High Disruption. Operations in critical area lost. Significant Delay to restore.	In Service
INJ WELL PUMP STA-MOTOR CONTROL CENTER A	High Disruption. Operations in critical area lost. Significant Delay to restore.	In Service
INJ WELL PUMP STA-MOTOR CONTROL CENTER B	High Disruption. Operations in critical area lost. Significant Delay to restore.	In Service
INJ WELL PUMP STA-POWER & LIGHTING TRANSFORMER	High Disruption. Operations in critical area lost. Significant Delay to restore.	In Service
INJ WELL PUMP STA-SWITCHGEAR CONTROL POWER	Moderate Disruption. Portion of Operations lost. Moderate delay to restore.	In Service
INJ WELL PUMP STA-BRIDGE CRANE	Failure should not affect of Safety, Health, Environment or Operations.	In Service
INJ WELL PUMP STA-INJ PUMPS RPM RECORDER	Moderate Disruption. Portion of Operations lost. Moderate delay to restore.	In Service
INJ WELL PUMP STA-INJ WELL 1 FLOW/PRESS RECORDER	Moderate Disruption. Portion of Operations lost. Moderate delay to restore.	In Service
INJ WELL PUMP STA-INJ WELL 1 UPPER/LOWER PRESS REC	Moderate Disruption. Portion of Operations lost. Moderate delay to restore.	In Service
INJ WELL PUMP STA-INJ WELL 2 FLOW/PRESS RECORDER	Moderate Disruption. Portion of Operations lost. Moderate delay to restore.	In Service
INJ WELL PUMP STA-INJ WELL 2 UPPER/LOWER PRESS REC	Moderate Disruption. Portion of Operations lost. Moderate delay to restore.	In Service
INJ WELL PUMP STA-INJ WELL 3 FLOW/PRESS RECORDER	Moderate Disruption. Portion of Operations lost. Moderate delay to restore.	In Service
INJ WELL PUMP STA-INJ WELL 3 UPPER/LOWER PRESS REC	Moderate Disruption. Portion of Operations lost. Moderate delay to restore.	In Service
INJ WELL PUMP STA-INJ WELL 4 FLOW/PRESS RECORDER	Moderate Disruption. Portion of Operations lost. Moderate delay to restore.	In Service
INJ WELL PUMP STA-INJ WELL 4 UPPER/LOWER PRESS REC	Moderate Disruption. Portion of Operations lost. Moderate delay to restore.	In Service
INJ WELL PUMP STA-EFFLUENT TURBIDITY RECORDER	Moderate Disruption. Portion of Operations lost. Moderate delay to restore.	In Service
INJ WELL PUMP STA-PUMP HEADER PRESSURE RECORDER	Moderate Disruption. Portion of Operations lost. Moderate delay to restore.	In Service
INJ WELL PUMP STA-SEC CLAR 9-12 LVL RECORDER	Moderate Disruption. Portion of Operations lost. Moderate delay to restore.	In Service
INJ WELL PUMP STA-WETWELL LEVEL RECORDER	Moderate Disruption. Portion of Operations lost. Moderate delay to restore.	In Service
INJ WELL PUMP STA-HYDROPNEUMATIC SYSTEM	Minor Disruption. Repair to failure longer than trouble call.No operation impact	In Service

Tertiary / Effluent Reuse System

INJ WELL PUMP STA-FIRE ALARM PANEL	Minor Disruption. Repair to failure longer than trouble call.No operation impact	In Service
INJECTION WELL 01-INJECTION WELL 01	High Disruption. Operations in critical area lost. Significant Delay to restore.	In Service
INJECTION WELL 01-INJECTION WELL 01	High Disruption. Operations in critical area lost. Significant Delay to restore.	In Service
INJECTION WELL 02-INJECTION WELL 02	High Disruption. Operations in critical area lost. Significant Delay to restore.	In Service
INJECTION WELL 02-INJECTION WELL 02	High Disruption. Operations in critical area lost. Significant Delay to restore.	In Service
INJECTION WELL 03-INJECTION WELL 03	High Disruption. Operations in critical area lost. Significant Delay to restore.	In Service
INJECTION WELL 03-INJECTION WELL 03	High Disruption. Operations in critical area lost. Significant Delay to restore.	In Service
INJECTION WELL 04-INJECTION WELL 04	High Disruption. Operations in critical area lost. Significant Delay to restore.	In Service
INJECTION WELL 04-INJECTION WELL 04	High Disruption. Operations in critical area lost. Significant Delay to restore.	In Service
INJ WELL PMP STA-LIFT STA PUMP 1	High Disruption. Operations in critical area lost. Significant Delay to restore.	In Service
INJ WELL PMP STA-LIFT STA PUMP 2	High Disruption. Operations in critical area lost. Significant Delay to restore.	In Service
INJ WELL PMP STA-LIFT STA PUMP OUT	High Disruption. Operations in critical area lost. Significant Delay to restore.	In Service
EFF REUSE FILTERS-SURGE TANK 1 NORTH	High Disruption. Operations in critical area lost. Significant Delay to restore.	In Service
EFF REUSE FILTERS-SURGE TANK 2 CENTER	High Disruption. Operations in critical area lost. Significant Delay to restore.	In Service
EFF REUSE FILTERS-SURGE TANK 3 SOUTH	High Disruption. Operations in critical area lost. Significant Delay to restore.	In Service
EFF REUSE FILTERS-FLASH MIX TANK 1	Moderate Disruption. Portion of Operations lost. Moderate delay to restore.	In Service
EFF REUSE FILTERS-FLASH MIX TANK 2	Moderate Disruption. Portion of Operations lost. Moderate delay to restore.	In Service
EFF REUSE FILTERS-FLASH MIX TANK 3	Moderate Disruption. Portion of Operations lost. Moderate delay to restore.	In Service
EFF REUSE FILTERS-SPLITTER BOX	Moderate Disruption. Portion of Operations lost. Moderate delay to restore.	In Service
EFF REUSE FILTERS-CONTROL AIR COMPRESSOR 1	Moderate Disruption. Portion of Operations lost. Moderate delay to restore.	In Service
EFF REUSE FILTERS-CONTROL AIR COMPRESSOR 2	Moderate Disruption. Portion of Operations lost. Moderate delay to restore.	In Service
EFF REUSE FILTERS-BACKWASH PUMP 1	Moderate Disruption. Portion of Operations lost. Moderate delay to restore.	In Service
EFF REUSE FILTERS-BACKWASH PUMP 2	Moderate Disruption. Portion of Operations lost. Moderate delay to restore.	In Service
EFF REUSE FILTERS-BACKWASH PUMP 3	Moderate Disruption. Portion of Operations lost. Moderate delay to restore.	In Service
EFF REUSE FILTERS-ACID PUMP 1	Minor Disruption. Repair to failure longer than trouble call.No operation impact	In Service
EFF REUSE FILTERS-ACID PUMP 2	Minor Disruption. Repair to failure longer than trouble call.No operation impact	In Service

EFF REUSE FILTERS-ACID PUMP 3	Minor Disruption. Repair to failure longer than trouble call.No operation impact	In Service
EFF REUSE FILTERS-BACKWASH AIR	Moderate Disruption. Portion of Operations lost. Moderate delay to restore.	In Service
EFF REUSE FILTERS-BACKWASH AIR BLOWER 1	Moderate Disruption. Portion of Operations lost. Moderate delay to restore.	In Service
EFF REUSE FILTERS-BACKWASH AIR BLOWER 2	High Disruption. Operations in critical area lost. Significant Delay to restore.	In Service
EFF REUSE FILTERS-BLENDING BOX	Minor Disruption. Repair to failure longer than trouble call.No operation impact	In Service
EFF REUSE FILTERS-EFFLUENT REUSE FILTER 1	Moderate Disruption. Portion of Operations lost. Moderate delay to restore.	In Service
EFF REUSE FILTERS-EFFLUENT REUSE FILTER 2	Moderate Disruption. Portion of Operations lost. Moderate delay to restore.	In Service
EFF REUSE FILTERS-EFFLUENT REUSE FILTER 3	Moderate Disruption. Portion of Operations lost. Moderate delay to restore.	In Service
EFF REUSE FILTERS-EFFLUENT REUSE FILTER 4	Moderate Disruption. Portion of Operations lost. Moderate delay to restore.	In Service
EFF REUSE FILTERS-EFFLUENT REUSE FILTERS 4 & 5	Minor Disruption. Repair to failure longer than trouble call.No operation impact	In Service
EFF REUSE FILTERS-EFFLUENT REUSE FILTER 5	Moderate Disruption. Portion of Operations lost. Moderate delay to restore.	In Service
EFF REUSE FILTERS-EFFLUENT REUSE FILTER 6	Moderate Disruption. Portion of Operations lost. Moderate delay to restore.	In Service
EFF REUSE FILTERS-EFFLUENT REUSE FILTERS 6 - 7	Moderate Disruption. Portion of Operations lost. Moderate delay to restore.	In Service
EFF REUSE FILTERS-EFFLUENT REUSE FILTER 7	Moderate Disruption. Portion of Operations lost. Moderate delay to restore.	In Service
EFF REUSE FILTERS-FLOC MIXER NORTH	Minor Disruption. Repair to failure longer than trouble call.No operation impact	In Service
EFF REUSE FILTERS-FLOC MIXER SOUTH	Minor Disruption. Repair to failure longer than trouble call.No operation impact	In Service
EFF REUSE FILTERS-FLASH MIXING TANK 1	Minor Disruption. Repair to failure longer than trouble call.No operation impact	In Service
EFF REUSE FILTERS-FLASH MIX TANK 1 MIXER 1	Minor Disruption. Repair to failure longer than trouble call.No operation impact	In Service
EFF REUSE FILTERS-FLASH MIX TANK 1 MIXER 2	Minor Disruption. Repair to failure longer than trouble call.No operation impact	In Service
EFF REUSE FILTERS-FLASH MIX TANK 1 MIXER 3	Minor Disruption. Repair to failure longer than trouble call.No operation impact	In Service
EFF REUSE FILTERS-FLASH MIXING TANK 2	Minor Disruption. Repair to failure longer than trouble call.No operation impact	In Service
EFF REUSE FILTERS-FLASH MIX TANK 2 MIXER 1	Minor Disruption. Repair to failure longer than trouble call.No operation impact	In Service
EFF REUSE FILTERS-FLASH MIX TANK 2 MIXER 2	Minor Disruption. Repair to failure longer than trouble call.No operation impact	In Service
EFF REUSE FILTERS-FLASH MIX TANK 2 MIXER 3	Minor Disruption. Repair to failure longer than trouble call.No operation impact	In Service
EFF REUSE FILTERS-FLASH MIXING TANK 3	Minor Disruption. Repair to failure longer than trouble call.No operation impact	In Service
EFF REUSE FILTERS-FLASH MIX TANK 3 MIXER 1	Minor Disruption. Repair to failure longer than trouble call.No operation impact	In Service

EFF REUSE FILTERS-FLASH MIX TANK 3 MIXER 2	Minor Disruption. Repair to failure longer than trouble call.No operation impact	In Service
EFF REUSE FILTERS-FLASH MIX TANK 3 MIXER 3	Minor Disruption. Repair to failure longer than trouble call.No operation impact	In Service
EFF REUSE FILTERS-SPLITTER BOX FLOW METER FT101	Minor Disruption. Repair to failure longer than trouble call.No operation impact	In Service
EFF REUSE FILTERS-POLY ELECTROLYTE PUMP 1	Minor Disruption. Repair to failure longer than trouble call.No operation impact	In Service
EFF REUSE FILTERS-POLY ELECTROLYTE PUMP 2	Minor Disruption. Repair to failure longer than trouble call.No operation impact	In Service
EFF REUSE FILTERS-POLY ELECTROLYTE PUMP 3	Minor Disruption. Repair to failure longer than trouble call.No operation impact	In Service
EFF REUSE FILTERS-SPLITTER BOX	Minor Disruption. Repair to failure longer than trouble call.No operation impact	In Service
EFF REUSE FILTERS-BACKFLOW PREVENTER	Minor Disruption. Repair to failure longer than trouble call.No operation impact	In Service
EFF REUSE FILTERS-CHEMICAL HOUSE EYE WASH	Minor Disruption. Repair to failure longer than trouble call.No operation impact	In Service
FILTERED WATER STORAGE-STORAGE TANK NORTH	Moderate Disruption. Portion of Operations lost. Moderate delay to restore.	In Service
FILTERED WATER STORAGE-STORAGE TANK SOUTH	Moderate Disruption. Portion of Operations lost. Moderate delay to restore.	In Service
FILTERED WATER STORAGE-STORAGE TANK VALVE VAULT	Moderate Disruption. Portion of Operations lost. Moderate delay to restore.	In Service
FIU REUSE PMP STA-DISCHARGE PRESSURE TRANSMITTER	Moderate Disruption. Portion of Operations lost. Moderate delay to restore.	In Service
FIU REUSE PMP STA-REUSE FLOW METER FIT96007	Moderate Disruption. Portion of Operations lost. Moderate delay to restore.	In Service
EFF REUSE PUMP STA-FIU JOCKEY PUMPS	Moderate Disruption. Portion of Operations lost. Moderate delay to restore.	In Service
EFF REUSE PUMP STA-FIU JOCKEY PUMP 1	Moderate Disruption. Portion of Operations lost. Moderate delay to restore.	In Service
EFF REUSE PUMP STA-FIU JOCKEY PUMP 2	Moderate Disruption. Portion of Operations lost. Moderate delay to restore.	In Service
EFF REUSE PUMP STA-FIU PRIMARY PUMPS	Moderate Disruption. Portion of Operations lost. Moderate delay to restore.	In Service
EFF REUSE PUMP STA-FIU PRIMARY PUMP 1	Moderate Disruption. Portion of Operations lost. Moderate delay to restore.	In Service
EFF REUSE PUMP STA-FIU PRIMARY PUMP 2	Moderate Disruption. Portion of Operations lost. Moderate delay to restore.	In Service
O2 PLANT 1-MOTOR CONTROL CENTER 3	High Disruption. Operations in critical area lost. Significant Delay to restore.	In Service
O2 PLANT 1-TRANSFORMER 1	High Disruption. Operations in critical area lost. Significant Delay to restore.	In Service
O2 PLANT 1-PLANT 1	High Disruption. Operations in critical area lost. Significant Delay to restore.	In Service
O2 PLANT 1-AIR COMPRESSOR 1	High Disruption. Operations in critical area lost. Significant Delay to restore.	In Service
O2 PLANT 1-PLANT 1	High Disruption. Operations in critical area lost. Significant Delay to restore.	In Service
O2 PLANT 1-PLANT 1	High Disruption. Operations in critical area lost. Significant Delay to restore.	In Service



O2 PLANT 1-PLANT 1	High Disruption. Operations in critical area lost. Significant Delay to restore.	In Service
O2 PLANT 1-AIR COMPRESSOR 1	High Disruption. Operations in critical area lost. Significant Delay to restore.	In Service
O2 PLANT 1-PLANT 1	High Disruption. Operations in critical area lost. Significant Delay to restore.	In Service
O2 PLANT 1-PLANT 1	High Disruption. Operations in critical area lost. Significant Delay to restore.	In Service
O2 PLANT 1-PLANT 1	High Disruption. Operations in critical area lost. Significant Delay to restore.	In Service
O2 PLANT 1-AIR COMPRESSOR 1	High Disruption. Operations in critical area lost. Significant Delay to restore.	In Service
O2 PLANT 1-COOLING WATER RETURN	High Disruption. Operations in critical area lost. Significant Delay to restore.	In Service
O2 PLANT 1-COOLING WATER SUPPLY	High Disruption. Operations in critical area lost. Significant Delay to restore.	In Service
O2 TRAIN 1-OXYGENATION TRAIN 1 DRAIN VALVE	Minor Disruption. Repair to failure longer than trouble call.No operation impact	In Service
O2 TRAIN 1-PURGE BLOWER	High Disruption. Operations in critical area lost. Significant Delay to restore.	In Service
O2 TRAIN 1-PURGE BLOWER 1	High Disruption. Operations in critical area lost. Significant Delay to restore.	In Service
O2 TRAIN 1-OXYGEN FLOW	High Disruption. Operations in critical area lost. Significant Delay to restore.	In Service
O2 TRAIN 1-OXYGENATION TRAIN 1 MIXER 1	High Disruption. Operations in critical area lost. Significant Delay to restore.	In Service
O2 TRAIN 1-OXYGENATION TRAIN 1 MIXER 2	High Disruption. Operations in critical area lost. Significant Delay to restore.	In Service
O2 TRAIN 1-OXYGENATION TRAIN 1 MIXER 3	High Disruption. Operations in critical area lost. Significant Delay to restore.	In Service
O2 TRAIN 1-OXYGENATION TRAIN 1 MIXER 4	High Disruption. Operations in critical area lost. Significant Delay to restore.	In Service
O2 TRAIN 1-PRESSURE RELIEF	High Disruption. Operations in critical area lost. Significant Delay to restore.	In Service
O2 TRAIN 1-O2 TRAIN 1 INFLUENT VALVE	High Disruption. Operations in critical area lost. Significant Delay to restore.	In Service
O2 TRAIN 1-O2 TRAIN 2 INFLUENT VALVE	High Disruption. Operations in critical area lost. Significant Delay to restore.	In Service
O2 TRAIN 1-RETURN SLUDGE INFLUENT VALVE	High Disruption. Operations in critical area lost. Significant Delay to restore.	In Service
O2 TRAIN 1-SCUM PUMP	High Disruption. Operations in critical area lost. Significant Delay to restore.	In Service
O2 TRAIN 1-O2 TRAINS 1-2 WASTE FLOW METER	Moderate Disruption. Portion of Operations lost. Moderate delay to restore.	In Service
O2 TRAIN 1-WASTE SLUDGE PUMP 1	High Disruption. Operations in critical area lost. Significant Delay to restore.	In Service
O2 TRAIN 1-WASTE SLUDGE PUMP 2	High Disruption. Operations in critical area lost. Significant Delay to restore.	In Service
O2 TRAIN 1-OXYGENATION TANK 1	High Disruption. Operations in critical area lost. Significant Delay to restore.	In Service
O2 TRAIN 1-OXYGENATION TRAIN 1 LEL 1	High Disruption. Operations in critical area lost. Significant Delay to restore.	In Service

O2 TRAIN 1-OXYGENATION TRAIN 1 LEL 4	High Disruption. Operations in critical area lost. Significant Delay to restore.	In Service
O2 TRAIN 2-OXYGENATION TRAIN 2 DRAIN VALVE	Minor Disruption. Repair to failure longer than trouble call.No operation impact	In Service
O2 TRAIN 2-PURGE BLOWER	High Disruption. Operations in critical area lost. Significant Delay to restore.	In Service
O2 TRAIN 2-PURGE BLOWER 2	High Disruption. Operations in critical area lost. Significant Delay to restore.	In Service
O2 TRAIN 2-OXYGEN FLOW	High Disruption. Operations in critical area lost. Significant Delay to restore.	In Service
O2 TRAIN 2-OXYGENATION TRAIN 2 MIXER 1	High Disruption. Operations in critical area lost. Significant Delay to restore.	In Service
O2 TRAIN 2-OXYGENATION TRAIN 2 MIXER 2	High Disruption. Operations in critical area lost. Significant Delay to restore.	In Service
O2 TRAIN 2-OXYGENATION TRAIN 2 MIXER 3	High Disruption. Operations in critical area lost. Significant Delay to restore.	In Service
O2 TRAIN 2-OXYGENATION TRAIN 2 MIXER 4	High Disruption. Operations in critical area lost. Significant Delay to restore.	In Service
O2 TRAIN 2-PRESSURE RELIEF	High Disruption. Operations in critical area lost. Significant Delay to restore.	In Service
O2 TRAIN 2-OXYGENATION TRAIN 2	High Disruption. Operations in critical area lost. Significant Delay to restore.	In Service
O2 TRAIN 2-OXYGENATION TRAIN 2 LEL 1	High Disruption. Operations in critical area lost. Significant Delay to restore.	In Service
O2 TRAIN 2-OXYGENATION TRAIN 2 LEL 4	High Disruption. Operations in critical area lost. Significant Delay to restore.	In Service
PRIMARY CLARIFIER 1-DOME EXHAUST FAN	Moderate Disruption. Portion of Operations lost. Moderate delay to restore.	In Service
PRIMARY CLARIFIER 1-AIR SUPPLY FAN	Moderate Disruption. Portion of Operations lost. Moderate delay to restore.	In Service
PRIMARY CLARIFIER 1-PRIMARY CLARIFIER 1	Moderate Disruption. Portion of Operations lost. Moderate delay to restore.	In Service
PRIMARY CLARIFIER 1 - CLARIFIER LEL MONITOR	Moderate Disruption. Portion of Operations lost. Moderate delay to restore.	In Service
PRIMARY CLARIFIER 2-DOME EXHAUST FAN	Moderate Disruption. Portion of Operations lost. Moderate delay to restore.	In Service
PRIMARY CLARIFIER 2-AIR SUPPLY FAN	Moderate Disruption. Portion of Operations lost. Moderate delay to restore.	In Service
PRIMARY CLARIFIER 2-PRIMARY CLARIFIER 2	High Disruption. Operations in critical area lost. Significant Delay to restore.	In Service
PRIMARY CLARIFIER 2 - CLARIFIER LEL MONITOR	Moderate Disruption. Portion of Operations lost. Moderate delay to restore.	In Service
O2 TRAIN DIST CHMB N-O2 TRAIN DIST CHAMBER	High Disruption. Operations in critical area lost. Significant Delay to restore.	In Service
O2 TRAIN DIST CHMB N-SEC CLR DIST CHMB AUX 1	High Disruption. Operations in critical area lost. Significant Delay to restore.	In Service
O2 TRAIN DIST CHMB N-SEC CLR DIST CHMB AUX 2	High Disruption. Operations in critical area lost. Significant Delay to restore.	In Service
SEC CLAR DIST CHMB AUX 2-SEC CLR 09	High Disruption. Operations in critical area lost. Significant Delay to restore.	In Service
SEC CLAR DIST CHMB AUX 2-SEC CLR 10	High Disruption. Operations in critical area lost. Significant Delay to restore.	In Service

SEC CLAR DIST CHMB AUX 2-SEC CLR 11	High Disruption. Operations in critical area lost. Significant Delay to restore.	In Service
SEC CLAR DIST CHMB AUX 2-SEC CLR 12	High Disruption. Operations in critical area lost. Significant Delay to restore.	In Service
CLARIFIER 9-DOME EXHAUST FAN 9	Minor Disruption. Repair to failure longer than trouble call.No operation impact	In Service
CLARIFIER 9-SECONDARY CLARIFIER 9	High Disruption. Operations in critical area lost. Significant Delay to restore.	In Service
CLARIFIER 9-SECONDARY CLARIFIER 9	High Disruption. Operations in critical area lost. Significant Delay to restore.	In Service
CLARIFIER 10-DOME EXHAUST FAN 10	Moderate Disruption. Portion of Operations lost. Moderate delay to restore.	In Service
CLARIFIER 10-SECONDARY CLARIFIER 10	High Disruption. Operations in critical area lost. Significant Delay to restore.	In Service
CLARIFIER 10-SECONDARY CLARIFIER 10	High Disruption. Operations in critical area lost. Significant Delay to restore.	In Service
CLARIFIER 11-SECONDARY CLARIFIER 11	High Disruption. Operations in critical area lost. Significant Delay to restore.	In Service
CLARIFIER 11-SCUM PUMP	High Disruption. Operations in critical area lost. Significant Delay to restore.	In Service
CLARIFIER 12-SECONDARY CLARIFIER 12	High Disruption. Operations in critical area lost. Significant Delay to restore.	In Service
CLARIFIER 12-SCUM PUMP	High Disruption. Operations in critical area lost. Significant Delay to restore.	In Service
CLARIFIER 12-SECONDARY CLARIFIER 12	High Disruption. Operations in critical area lost. Significant Delay to restore.	In Service
RTN SLDG ST3-SUMP PUMP 1	Moderate Disruption. Portion of Operations lost. Moderate delay to restore.	In Service
RTN SLDG ST3-SUMP PUMP 2	Moderate Disruption. Portion of Operations lost. Moderate delay to restore.	In Service
RTN SLDG ST3-SUMP PUMP 3	Moderate Disruption. Portion of Operations lost. Moderate delay to restore.	In Service
RTN SLDG ST3-SUMP PUMP 4	Moderate Disruption. Portion of Operations lost. Moderate delay to restore.	In Service
RTN SLDG ST3-SECONDARY CLARIFIER 9	Moderate Disruption. Portion of Operations lost. Moderate delay to restore.	In Service
RTN SLDG ST3-SECONDARY CLARIFIER 10	Moderate Disruption. Portion of Operations lost. Moderate delay to restore.	In Service
RTN SLDG ST3-TANK DRAIN PUMP 1	Moderate Disruption. Portion of Operations lost. Moderate delay to restore.	In Service
RTN SLDG ST3-TANK DRAIN PUMP 2	Moderate Disruption. Portion of Operations lost. Moderate delay to restore.	In Service
RTN SLDG ST3-AIR SCRUBBER	Minor Disruption. Repair to failure longer than trouble call.No operation impact	In Service
RTN SLDG ST3-AIR SCRUBBER 9	Minor Disruption. Repair to failure longer than trouble call.No operation impact	In Service
RTN SLDG ST3-AIR SCRUBBER 10	Minor Disruption. Repair to failure longer than trouble call.No operation impact	In Service
RTN SLDG ST3-AIR SCRUBBER 11	Minor Disruption. Repair to failure longer than trouble call.No operation impact	In Service
RTN SLDG ST3-AIR SCRUBBER 12	Minor Disruption. Repair to failure longer than trouble call.No operation impact	In Service

RTN SLDG ST3-CHEMICAL MIXER	Minor Disruption. Repair to failure longer than trouble call.No operation impact	In Service
RTN SLDG ST3-CHEMICAL RECIRCULATION PUMP 1	Minor Disruption. Repair to failure longer than trouble call.No operation impact	In Service
RTN SLDG ST3-CHEMICAL RECIRCULATION PUMP 2	Minor Disruption. Repair to failure longer than trouble call.No operation impact	In Service
RTN SLDG ST3-CHEMICAL RECIRCULATION PUMP 3	Minor Disruption. Repair to failure longer than trouble call.No operation impact	In Service
RTN SLDG ST3-CHEMICAL RECIRCULATION PUMP 4	Minor Disruption. Repair to failure longer than trouble call.No operation impact	In Service
RTN SLDG ST3-CHEMICAL RECIRCULATION PUMP 5	Minor Disruption. Repair to failure longer than trouble call.No operation impact	In Service
RTN SLDG ST3-CHEMICAL RECIRCULATION PUMP 6	Minor Disruption. Repair to failure longer than trouble call.No operation impact	In Service
RTN SLDG ST3-CAUSTIC SODA FEED PUMP 1	Minor Disruption. Repair to failure longer than trouble call.No operation impact	In Service
RTN SLDG ST3-CAUSTIC SODA FEED PUMP 2	Minor Disruption. Repair to failure longer than trouble call.No operation impact	In Service
RTN SLDG ST3-SCRUBBER BLOWER 9	Minor Disruption. Repair to failure longer than trouble call.No operation impact	In Service
RTN SLDG ST3-SCRUBBER BLOWER 10	Minor Disruption. Repair to failure longer than trouble call.No operation impact	In Service
RTN SLDG ST3-SCRUBBER BLOWER 11	Minor Disruption. Repair to failure longer than trouble call.No operation impact	In Service
RTN SLDG ST3-SCRUBBER BLOWER 12	Minor Disruption. Repair to failure longer than trouble call.No operation impact	In Service
RTN SLDG ST3-RAS WET WELL BUBBLER AIR COMPRESSOR	High Disruption. Operations in critical area lost. Significant Delay to restore.	In Service
RTN SLDG ST3-SCUM WELL BUBBLER AIR COMPRESSOR	High Disruption. Operations in critical area lost. Significant Delay to restore.	In Service
RTN SLDG ST3-AIR SUPPLY FAN 1	Minor Disruption. Repair to failure longer than trouble call.No operation impact	In Service
RTN SLDG ST3-AIR SUPPLY FAN 2	Minor Disruption. Repair to failure longer than trouble call.No operation impact	In Service
RTN SLDG ST3-AIR SUPPLY FAN 3	Minor Disruption. Repair to failure longer than trouble call.No operation impact	In Service
RTN SLDG ST3-AIR SUPPLY FAN 4	Minor Disruption. Repair to failure longer than trouble call.No operation impact	In Service
RTN SLDG ST3-BASEMENT FAN	Minor Disruption. Repair to failure longer than trouble call.No operation impact	In Service
RTN SLDG ST3-RETURN SLUDGE	High Disruption. Operations in critical area lost. Significant Delay to restore.	In Service
RTN SLDG ST3-RETURN SLUDGE PUMP 1	High Disruption. Operations in critical area lost. Significant Delay to restore.	In Service
RTN SLDG ST3-RETURN SLUDGE PUMP 2	High Disruption. Operations in critical area lost. Significant Delay to restore.	In Service
RTN SLDG ST3-RETURN SLUDGE PUMP 3	High Disruption. Operations in critical area lost. Significant Delay to restore.	In Service
RTN SLDG ST3-SECONDARY CLARIFIER 9	High Disruption. Operations in critical area lost. Significant Delay to restore.	In Service
RTN SLDG ST3-SECONDARY CLARIFIER 10	High Disruption. Operations in critical area lost. Significant Delay to restore.	In Service

RTN SLDG ST3-SECONDARY CLARIFIER 11	High Disruption. Operations in critical area lost. Significant Delay to restore.	In Service
RTN SLDG ST3-SECONDARY CLARIFIER 12	High Disruption. Operations in critical area lost. Significant Delay to restore.	In Service
RTN SLDG ST3-SECONDARY CLARIFIER 9	High Disruption. Operations in critical area lost. Significant Delay to restore.	In Service
RTN SLDG ST3-SECONDARY CLARIFIER 10	High Disruption. Operations in critical area lost. Significant Delay to restore.	In Service
RTN SLDG ST3-SCUM PUMP 1	High Disruption. Operations in critical area lost. Significant Delay to restore.	In Service
RTN SLDG ST3-SCUM PUMP 2	High Disruption. Operations in critical area lost. Significant Delay to restore.	In Service
RTN SLDG ST3-WASTE SLUDGE	High Disruption. Operations in critical area lost. Significant Delay to restore.	In Service
RTN SLDG ST3-WASTE SLUDGE PUMP 2	High Disruption. Operations in critical area lost. Significant Delay to restore.	In Service
RTN SLDG ST3-WASTE SLUDGE PUMP 3	High Disruption. Operations in critical area lost. Significant Delay to restore.	In Service
RTN SLDG ST3-RETURN SLUDGE WET WELL	High Disruption. Operations in critical area lost. Significant Delay to restore.	In Service
RTN SLDG PMPG ST3-EMERGENCY HURRICANE PUMP	Minor Disruption. Repair to failure longer than trouble call.No operation impact	In Service
RTN SLDG ST3-4160 V MAIN SWITCHGEAR	High Disruption. Operations in critical area lost. Significant Delay to restore.	In Service
RTN SLDG ST3-4160 V MAIN SWITCHGEAR	High Disruption. Operations in critical area lost. Significant Delay to restore.	In Service
RTN SLDG ST3-MOTOR CONTROL CENTER	High Disruption. Operations in critical area lost. Significant Delay to restore.	In Service
RTN SLDG ST3-MAIN DISTRIBUTION CENTER	High Disruption. Operations in critical area lost. Significant Delay to restore.	In Service
RTN SLDG ST3-POWER & LIGHTING PANEL RSL	High Disruption. Operations in critical area lost. Significant Delay to restore.	In Service
RTN SLDG ST3-POWER & LIGHTING PANEL RSLA	Moderate Disruption. Portion of Operations lost. Moderate delay to restore.	In Service
RTN SLDG ST3-POWER PANEL RSH	High Disruption. Operations in critical area lost. Significant Delay to restore.	In Service
RTN SLDG ST3-STEPDOWN TRANSFORMER RS	High Disruption. Operations in critical area lost. Significant Delay to restore.	In Service
RTN SLDG ST3-LOWER LEVEL HOIST	Failure should not affect of Safety, Health, Environment or Operations.	In Service
RTN SLDG ST3-UPPER LEVEL HOIST	Failure should not affect of Safety, Health, Environment or Operations.	In Service
RTN SLDG ST3-TOTAL SUSPENDED SOLIDS ANALYZER	Minor Disruption. Repair to failure longer than trouble call.No operation impact	In Service
RTN SLDG ST3-BACKFLOW PREVENTER	Minor Disruption. Repair to failure longer than trouble call.No operation impact	In Service
RTN SLDG ST3-EYE WASH/SHOWER	Minor Disruption. Repair to failure longer than trouble call.No operation impact	In Service
RTN SLDG ST3-FIRE ALARM PANEL	Moderate Disruption. Portion of Operations lost. Moderate delay to restore.	In Service
RTN SLDG ST4-CLARIFIER AIR SUPPLY FAN	Minor Disruption. Repair to failure longer than trouble call.No operation impact	In Service

RTN SLDG ST4-PUMP ROOM AIR SUPPLY FAN	Minor Disruption. Repair to failure longer than trouble call.No operation impact	In Service
RTN SLDG ST4-RETURN SLUDGE	High Disruption. Operations in critical area lost. Significant Delay to restore.	In Service
RTN SLDG ST4-RETURN SLUDGE FLOW METER	High Disruption. Operations in critical area lost. Significant Delay to restore.	In Service
RTN SLDG ST4-RETURN SLUDGE PUMP 1	High Disruption. Operations in critical area lost. Significant Delay to restore.	In Service
RTN SLDG ST4-RETURN SLUDGE PUMP 2	High Disruption. Operations in critical area lost. Significant Delay to restore.	In Service
RTN SLDG ST4-SCUM LIFT BLOWER	High Disruption. Operations in critical area lost. Significant Delay to restore.	In Service
RTN SLDG ST4- POWER/LIGHTING PANEL LP-11	High Disruption. Operations in critical area lost. Significant Delay to restore.	In Service
RTN SLDG ST4-MOTOR CONTROL CENTER 11	High Disruption. Operations in critical area lost. Significant Delay to restore.	In Service
RTN SLDG ST4-TRANSFORMER TFR-11	High Disruption. Operations in critical area lost. Significant Delay to restore.	In Service
RTN SLDG ST4-TOTAL SUSPENDED SOLIDS ANALYZER	Minor Disruption. Repair to failure longer than trouble call.No operation impact	In Service
RTN SLDG ST4-FIRE ALARM PANEL		In Service
RTN SLDG ST5-EXHAUST FAN	Minor Disruption. Repair to failure longer than trouble call.No operation impact	In Service
RTN SLDG ST5-CLARIFIER AIR SUPPLY FAN	Minor Disruption. Repair to failure longer than trouble call.No operation impact	In Service
RTN SLDG ST5-PUMP ROOM AIR SUPPLY FAN	Minor Disruption. Repair to failure longer than trouble call.No operation impact	In Service
RTN SLDG ST5-RETURN SLUDGE	High Disruption. Operations in critical area lost. Significant Delay to restore.	In Service
RTN SLDG ST5-RETURN SLUDGE FLOW METER	High Disruption. Operations in critical area lost. Significant Delay to restore.	In Service
RTN SLDG ST5-RETURN SLUDGE PUMP 1	High Disruption. Operations in critical area lost. Significant Delay to restore.	In Service
RTN SLDG ST5-RETURN SLUDGE PUMP 2	High Disruption. Operations in critical area lost. Significant Delay to restore.	In Service
RTN SLDG ST5-SCUM LIFT BLOWER	High Disruption. Operations in critical area lost. Significant Delay to restore.	In Service
RTN SLDG ST5-LIGHTING PANEL LP12	High Disruption. Operations in critical area lost. Significant Delay to restore.	In Service
RTN SLDG ST5-MOTOR CONTROL CENTER 12	High Disruption. Operations in critical area lost. Significant Delay to restore.	In Service
RTN SLDG ST5-TRANSFORMER TFR-12	High Disruption. Operations in critical area lost. Significant Delay to restore.	In Service
RTN SLDG ST5-FIRE ALARM PANEL		In Service
RSPS 3 HYPOCHLORITE STOR & DIST SPILL DISPOSAL SYS		In Service
RSPS3 HYPOCHLORITE STORAGE AND DISTRIB FEED SYSTEM 1		In Service
RSPS3 HYPOCHLORITE STORAGE AND DISTRIB FEED SYSTEM 2		In Service
RSPS 3 HYPOCHLORITE STORAGE TANK SYSTEM		In Service

RSPS 3 HYPOCHLORITE STOR & DIST EYE WASH/SHOWER	Minor Disruption. Repair to failure longer than trouble call.No operation impact	In Service
O2 PLANT 2-SOUTH TRANSFORMER EXHAUST FAN	Minor Disruption. Repair to failure longer than trouble call.No operation impact	In Service
O2 PLANT 2-SOUTH TRANSFORMER SUPPLY FAN	Minor Disruption. Repair to failure longer than trouble call.No operation impact	In Service
O2 PLANT 2-FEEDER CIRCUIT BREAKER 3	High Disruption. Operations in critical area lost. Significant Delay to restore.	In Service
O2 PLANT 2-FEEDER CIRCUIT BREAKER 4	High Disruption. Operations in critical area lost. Significant Delay to restore.	In Service
O2 PLANT 2-MOTOR CONTROL CENTER 2	High Disruption. Operations in critical area lost. Significant Delay to restore.	In Service
O2 PLANT 2-TRANSFORMER 2	High Disruption. Operations in critical area lost. Significant Delay to restore.	In Service
O2 PLANT 2-PLANT 2	Moderate Disruption. Portion of Operations lost. Moderate delay to restore.	In Service
O2 PLANT 2-AIR COMPRESSOR 2	High Disruption. Operations in critical area lost. Significant Delay to restore.	In Service
O2 PLANT 2-PLANT 2	High Disruption. Operations in critical area lost. Significant Delay to restore.	In Service
O2 PLANT 2-PLANT 2	High Disruption. Operations in critical area lost. Significant Delay to restore.	In Service
O2 PLANT 2-PLANT 2	High Disruption. Operations in critical area lost. Significant Delay to restore.	In Service
O2 PLANT 2-PLANT 2	High Disruption. Operations in critical area lost. Significant Delay to restore.	In Service
O2 PLANT 2-AIR COMPRESSOR 2	High Disruption. Operations in critical area lost. Significant Delay to restore.	In Service
O2 PLANT 2-PLANT 2	High Disruption. Operations in critical area lost. Significant Delay to restore.	In Service
O2 PLANT 2-PLANT 2	High Disruption. Operations in critical area lost. Significant Delay to restore.	In Service
O2 PLANT 2-PLANT 2	High Disruption. Operations in critical area lost. Significant Delay to restore.	In Service
O2 PLANT 2-AIR COMPRESSOR 2	High Disruption. Operations in critical area lost. Significant Delay to restore.	In Service
O2 PLANT 2-COOLING WATER RETURN	High Disruption. Operations in critical area lost. Significant Delay to restore.	In Service
O2 PLANT 2-COOLING WATER SUPPLY	High Disruption. Operations in critical area lost. Significant Delay to restore.	In Service
O2 TRAIN INF CTRL BLDG 2-SUMP PUMP 1	Moderate Disruption. Portion of Operations lost. Moderate delay to restore.	In Service
O2 TRAIN INF CTRL BLDG 2-SUMP PUMP 2	Moderate Disruption. Portion of Operations lost. Moderate delay to restore.	In Service
O2 TRAIN INF CTRL BLDG 2-OXYGENATION TRAIN 5	High Disruption. Operations in critical area lost. Significant Delay to restore.	In Service
O2 TRAIN INF CTRL BLDG 2-OXYGENATION TRAIN 6	High Disruption. Operations in critical area lost. Significant Delay to restore.	In Service
O2 TRAIN INF CTRL BLDG 2-OXYGENATION TRAIN 7	High Disruption. Operations in critical area lost. Significant Delay to restore.	In Service
O2 TRAIN INF CTRL BLDG 2-OXYGENATION TRAIN 8	High Disruption. Operations in critical area lost. Significant Delay to restore.	In Service
O2 TRAIN INF CTRL BLDG 2-OXYGEN TRAIN DIST CHMB	High Disruption. Operations in critical area lost. Significant Delay to restore.	In Service

O2 TRAIN INF CTRL BLDG 2-POWER PANEL ICC	High Disruption. Operations in critical area lost. Significant Delay to restore.	In Service
O2 TRAIN 5-PURGE BLOWER	Moderate Disruption. Portion of Operations lost. Moderate delay to restore.	In Service
O2 TRAIN 5-PURGE BLOWER 1	Moderate Disruption. Portion of Operations lost. Moderate delay to restore.	In Service
O2 TRAIN 5-PURGE BLOWER 2	Moderate Disruption. Portion of Operations lost. Moderate delay to restore.	In Service
O2 TRAIN 5-OXYGEN FLOW	High Disruption. Operations in critical area lost. Significant Delay to restore.	In Service
O2 TRAIN 5-OXYGENATION TRAIN 5 MIXER 1	High Disruption. Operations in critical area lost. Significant Delay to restore.	In Service
O2 TRAIN 5-OXYGENATION TRAIN 5 MIXER 2	High Disruption. Operations in critical area lost. Significant Delay to restore.	In Service
O2 TRAIN 5-OXYGENATION TRAIN 5 MIXER 3	High Disruption. Operations in critical area lost. Significant Delay to restore.	In Service
O2 TRAIN 5-OXYGENATION TRAIN 5 MIXER 4	High Disruption. Operations in critical area lost. Significant Delay to restore.	In Service
O2 TRAIN 5-PRESSURE RELIEF	High Disruption. Operations in critical area lost. Significant Delay to restore.	In Service
O2 TRAIN 5-OXYGENATION TRAIN 5	High Disruption. Operations in critical area lost. Significant Delay to restore.	In Service
O2 TRAIN 5-OXYGENATION TRAIN 5 LEL 1	High Disruption. Operations in critical area lost. Significant Delay to restore.	In Service
O2 TRAIN 5-OXYGENATION TRAIN 5 LEL 4	High Disruption. Operations in critical area lost. Significant Delay to restore.	In Service
O2 TRAIN 6-OXYGEN FLOW	High Disruption. Operations in critical area lost. Significant Delay to restore.	In Service
O2 TRAIN 6-OXYGENATION TRAIN 6 MIXER 1	High Disruption. Operations in critical area lost. Significant Delay to restore.	In Service
O2 TRAIN 6-OXYGENATION TRAIN 6 MIXER 2	High Disruption. Operations in critical area lost. Significant Delay to restore.	In Service
O2 TRAIN 6-OXYGENATION TRAIN 6 MIXER 3	High Disruption. Operations in critical area lost. Significant Delay to restore.	In Service
O2 TRAIN 6-OXYGENATION TRAIN 6 MIXER 4	High Disruption. Operations in critical area lost. Significant Delay to restore.	In Service
O2 TRAIN 6-PRESSURE RELIEF	High Disruption. Operations in critical area lost. Significant Delay to restore.	In Service
O2 TRAIN 6-OXYGENATION TRAIN 6 LEL 1	High Disruption. Operations in critical area lost. Significant Delay to restore.	In Service
O2 TRAIN 6-OXYGENATION TRAIN 6 LEL 4	High Disruption. Operations in critical area lost. Significant Delay to restore.	In Service
CONTROL BLDG 2-MAIN DISTRIBUTION CENTER	High Disruption. Operations in critical area lost. Significant Delay to restore.	In Service
CONTROL BLDG 2-POWER & LIGHTING PANEL OBL	High Disruption. Operations in critical area lost. Significant Delay to restore.	In Service
CONTROL BLDG 2-POWER PANEL O	High Disruption. Operations in critical area lost. Significant Delay to restore.	In Service
CONTROL BLDG 2-STEPDOWN TRANSFORMER T2	High Disruption. Operations in critical area lost. Significant Delay to restore.	In Service
CONTROL BLDG 2-FIRE ALARM PANEL	Moderate Disruption. Portion of Operations lost. Moderate delay to restore.	In Service



PRIM SLDG PMPG ST2-FLOOR DRAIN PUMP 1	High Disruption. Operations in critical area lost. Significant Delay to restore.	In Service
PRIM SLDG PMPG ST2-FLOOR DRAIN PUMP 2	High Disruption. Operations in critical area lost. Significant Delay to restore.	In Service
PRIM SLDG PMPG ST2-AIR SCRUBBER	Minor Disruption. Repair to failure longer than trouble call.No operation impact	In Service
PRIM SLDG PMPG ST2-AIR SCRUBBER 5	Minor Disruption. Repair to failure longer than trouble call.No operation impact	In Service
PRIM SLDG PMPG ST2-AIR SCRUBBER 6	Minor Disruption. Repair to failure longer than trouble call.No operation impact	In Service
PRIM SLDG PMPG ST2-CHEMICAL MIXER	Minor Disruption. Repair to failure longer than trouble call.No operation impact	In Service
PRIM SLDG PMPG ST2-EFF TROUGH CHEM RECIRC PMP 1	Minor Disruption. Repair to failure longer than trouble call.No operation impact	In Service
PRIM SLDG PMPG ST2-EFF TROUGH CHEM RECIRC PMP 2	Minor Disruption. Repair to failure longer than trouble call.No operation impact	In Service
PRIM SLDG PMPG ST2-CHEMICAL RECIRCULATION PMP 1	Minor Disruption. Repair to failure longer than trouble call.No operation impact	In Service
PRIM SLDG PMPG ST2-CHEMICAL RECIRCULATION PMP 2	Minor Disruption. Repair to failure longer than trouble call.No operation impact	In Service
PRIM SLDG PMPG ST2-CHEMICAL RECIRCULATION PMP 4	Minor Disruption. Repair to failure longer than trouble call.No operation impact	In Service
PRIM SLDG PMPG ST2-CHEMICAL RECIRCULATION PMP 5	Minor Disruption. Repair to failure longer than trouble call.No operation impact	In Service
PRIM SLDG PMPG ST2-CAUSTIC SODA METER PUMP 1	Minor Disruption. Repair to failure longer than trouble call.No operation impact	In Service
PRIM SLDG PMPG ST2-CAUSTIC SODA METER PUMP 2	Minor Disruption. Repair to failure longer than trouble call.No operation impact	In Service
PRIM SLDG PMPG ST2-CAUSTIC SODA METER PUMP 3	Minor Disruption. Repair to failure longer than trouble call.No operation impact	In Service
PRIM SLDG PMPG ST2-CAUSTIC SODA METER PUMP 4	Minor Disruption. Repair to failure longer than trouble call.No operation impact	In Service
PRIM SLDG PMPG ST2-EFFLUENT TROUGH AIR SCRUBBER	Minor Disruption. Repair to failure longer than trouble call.No operation impact	In Service
PRIM SLDG PMPG ST2-SCRUBBER BLOWER 5	Minor Disruption. Repair to failure longer than trouble call.No operation impact	In Service
PRIM SLDG PMPG ST2-SCRUBBER BLOWER 6	Minor Disruption. Repair to failure longer than trouble call.No operation impact	In Service
PRIM SLDG PMPG ST2-EFF TROUGH SCRUBBER BLOWER	Minor Disruption. Repair to failure longer than trouble call.No operation impact	In Service
PRIM SLDG PMPG ST2-EFF TROUGH CHEMICAL MIXER	Minor Disruption. Repair to failure longer than trouble call.No operation impact	In Service
PRIM SLDG PMPG ST2-AIR SUPPLY FAN 1	Minor Disruption. Repair to failure longer than trouble call.No operation impact	In Service
PRIM SLDG PMPG ST2-AIR SUPPLY FAN 2	Minor Disruption. Repair to failure longer than trouble call.No operation impact	In Service
PRIM SLDG PMPG ST2-AIR SUPPLY FAN 3	Minor Disruption. Repair to failure longer than trouble call.No operation impact	In Service
PRIM SLDG PMPG ST2-AIR SUPPLY FAN 4	Minor Disruption. Repair to failure longer than trouble call.No operation impact	In Service
PRIM SLDG PMPG ST2-EMERGENCY SLUDGE PUMP 1	Moderate Disruption. Portion of Operations lost. Moderate delay to restore.	In Service

PRIM SLDG PMPG ST2-EMERGENCY SLUDGE PUMP 2	High Disruption. Operations in critical area lost. Significant Delay to restore.	In Service
PRIM SLDG PMPG ST2-PRIMARY CLARIFIER 5	High Disruption. Operations in critical area lost. Significant Delay to restore.	In Service
PRIM SLDG PMPG ST2-PRIM CLARIFIER 5 FLOW METER	High Disruption. Operations in critical area lost. Significant Delay to restore.	In Service
PRIM SLDG PMPG ST2-PRIMARY CLARIFIER 6	High Disruption. Operations in critical area lost. Significant Delay to restore.	In Service
PRIM SLDG PMPG ST2-PRIM CLARIFIER 6 FLOW METER	High Disruption. Operations in critical area lost. Significant Delay to restore.	In Service
PRIM SLDG PMPG ST2-PRIMARY SLUDGE PUMP 1	High Disruption. Operations in critical area lost. Significant Delay to restore.	In Service
PRIM SLDG PMPG ST2-PRIMARY SLUDGE PUMP 2	High Disruption. Operations in critical area lost. Significant Delay to restore.	In Service
PRIM SLDG PMPG ST2-PRIMARY SLUDGE PUMP 3	High Disruption. Operations in critical area lost. Significant Delay to restore.	In Service
PRIM SLDG PMPG ST2-PRIMARY SLUDGE PUMP 4	High Disruption. Operations in critical area lost. Significant Delay to restore.	In Service
PRIM SLDG PMPG ST2-SEAL WATER SYSTEM	High Disruption. Operations in critical area lost. Significant Delay to restore.	In Service
PRIM SLDG PMPG ST2-EMERGENCY HURRICANE PUMP	High Disruption. Operations in critical area lost. Significant Delay to restore.	In Service
PRIM SLDG PMPG ST2-MOTOR CONTROL CENTER PPS3		In Service
PRIM SLDG PMPG ST2-MOTOR CONTROL CENTER PPS4		In Service
PRIM SLDG PMPG ST2-MOTOR CONTROL CENTER 3	High Disruption. Operations in critical area lost. Significant Delay to restore.	In Service
PRIM SLDG PMPG ST2-MOTOR CONTROL CENTER 4	High Disruption. Operations in critical area lost. Significant Delay to restore.	In Service
PRIM SLDG PMPG ST2-POWER & LIGHTING PANEL PSL	High Disruption. Operations in critical area lost. Significant Delay to restore.	In Service
PRIM SLDG PMPG ST2-POWER & LIGHTING PANEL PSLA	Moderate Disruption. Portion of Operations lost. Moderate delay to restore.	In Service
PRIM SLDG PMPG ST2-POWER PANEL PSH	High Disruption. Operations in critical area lost. Significant Delay to restore.	In Service
PRIM SLDG PMPG ST2-UPPER LEVEL HOIST	Minor Disruption. Repair to failure longer than trouble call.No operation impact	In Service
PRIM SLDG PMPG ST2-BACKFLOW PREVENTER	Minor Disruption. Repair to failure longer than trouble call.No operation impact	In Service
PRIM SLDG PMPG ST2-NORTH EYE WASH/SHOWER	Minor Disruption. Repair to failure longer than trouble call.No operation impact	In Service
PRIM SLDG PMPG ST2-SOUTH EYE WASH/SHOWER	Minor Disruption. Repair to failure longer than trouble call.No operation impact	In Service
PRETREAT-INFLUENT FLOW METER PRI CLAR 5	Moderate Disruption. Portion of Operations lost. Moderate delay to restore.	In Service
PRETREAT-INFLUENT FLOW METER PRI CLAR 6	Moderate Disruption. Portion of Operations lost. Moderate delay to restore.	In Service
PRIM SLDG PMPG ST2-FIRE ALARM PANEL	Minor Disruption. Repair to failure longer than trouble call.No operation impact	In Service
PRIMARY CLARIFIER 5-DOME EXHAUST FAN	Minor Disruption. Repair to failure longer than trouble call.No operation impact	In Service

PRIMARY CLARIFIER 5-PRIMARY CLARIFIER 5	High Disruption. Operations in critical area lost. Significant Delay to restore.	In Service
PRIMARY CLARIFIER 5 - CLARIFIER LEL MONITOR	Minor Disruption. Repair to failure longer than trouble call.No operation impact	In Service
PRIMARY CLARIFIER 6-AIR SUPPLY FAN	Minor Disruption. Repair to failure longer than trouble call.No operation impact	In Service
PRIMARY CLARIFIER 6-PRIMARY CLARIFIER 6	High Disruption. Operations in critical area lost. Significant Delay to restore.	In Service
PRIMARY CLARIFIER 6 - CLARIFIER LEL MONITOR	Minor Disruption. Repair to failure longer than trouble call.No operation impact	In Service
SEC CLAR DIST CHMB AUX 2-SECONDARY CLARIFIER 9	High Disruption. Operations in critical area lost. Significant Delay to restore.	In Service
SEC CLAR DIST CHMB AUX 2-SECONDARY CLARIFIER 10	High Disruption. Operations in critical area lost. Significant Delay to restore.	In Service
SEC CLAR DIST CHMB AUX 2-SECONDARY CLARIFIER 11	High Disruption. Operations in critical area lost. Significant Delay to restore.	In Service
SEC CLAR DIST CHMB AUX 2-SECONDARY CLARIFIER 12	High Disruption. Operations in critical area lost. Significant Delay to restore.	In Service
CLARIFIER 5-SECONDARY CLARIFIER 5	High Disruption. Operations in critical area lost. Significant Delay to restore.	In Service
CLARIFIER 6-SECONDARY CLARIFIER 6	High Disruption. Operations in critical area lost. Significant Delay to restore.	In Service
CLARIFIER 7-SECONDARY CLARIFIER 7	High Disruption. Operations in critical area lost. Significant Delay to restore.	In Service
CLARIFIER 8-SECONDARY CLARIFIER 8	High Disruption. Operations in critical area lost. Significant Delay to restore.	In Service
RTN SLDG ST2-FLOOR DRAIN PUMP 3	High Disruption. Operations in critical area lost. Significant Delay to restore.	In Service
RTN SLDG ST2-FLOOR DRAIN PUMP 4	High Disruption. Operations in critical area lost. Significant Delay to restore.	In Service
RTN SLDG ST2-SUMP PUMP CONTROL CABINET	High Disruption. Operations in critical area lost. Significant Delay to restore.	In Service
RTN SLDG ST2-SUMP PUMP 3	High Disruption. Operations in critical area lost. Significant Delay to restore.	In Service
RTN SLDG ST2-SUMP PUMP 4	High Disruption. Operations in critical area lost. Significant Delay to restore.	In Service
RTN SLDG ST2-SECONDARY CLARIFIER 5	Moderate Disruption. Portion of Operations lost. Moderate delay to restore.	In Service
RTN SLDG ST2-SECONDARY CLARIFIER 6	Moderate Disruption. Portion of Operations lost. Moderate delay to restore.	In Service
RTN SLDG ST2-SECONDARY CLARIFIER 7	Moderate Disruption. Portion of Operations lost. Moderate delay to restore.	In Service
RTN SLDG ST2-SECONDARY CLARIFIER 8	Moderate Disruption. Portion of Operations lost. Moderate delay to restore.	In Service
RTN SLDG ST2-TANK DRAIN PUMP 3	Moderate Disruption. Portion of Operations lost. Moderate delay to restore.	In Service
RTN SLDG ST2-TANK DRAIN PUMP 4	Moderate Disruption. Portion of Operations lost. Moderate delay to restore.	In Service
RTN SLDG ST2-AIR SCRUBBER	Minor Disruption. Repair to failure longer than trouble call.No operation impact	In Service
RTN SLDG ST2-AIR SCRUBBER 5	Minor Disruption. Repair to failure longer than trouble call.No operation impact	In Service

RTN SLDG ST2-AIR SCRUBBER 6	Minor Disruption. Repair to failure longer than trouble call.No operation impact	In Service
RTN SLDG ST2-AIR SCRUBBER 7	Minor Disruption. Repair to failure longer than trouble call.No operation impact	In Service
RTN SLDG ST2-AIR SCRUBBER 8	Minor Disruption. Repair to failure longer than trouble call.No operation impact	In Service
RTN SLDG ST2-CHEMICAL MIXER	Minor Disruption. Repair to failure longer than trouble call.No operation impact	In Service
RTN SLDG ST2-CHEMICAL RECIRCULATION PUMP 7	Minor Disruption. Repair to failure longer than trouble call.No operation impact	In Service
RTN SLDG ST2-CHEMICAL RECIRCULATION PUMP 8	Minor Disruption. Repair to failure longer than trouble call.No operation impact	In Service
RTN SLDG ST2-CHEMICAL RECIRCULATION PUMP 9	Minor Disruption. Repair to failure longer than trouble call.No operation impact	In Service
RTN SLDG ST2-CHEMICAL RECIRCULATION PUMP 10	Minor Disruption. Repair to failure longer than trouble call.No operation impact	In Service
RTN SLDG ST2-CHEMICAL RECIRCULATION PUMP 11	Minor Disruption. Repair to failure longer than trouble call.No operation impact	In Service
RTN SLDG ST2-CHEMICAL RECIRCULATION PUMP 12	Minor Disruption. Repair to failure longer than trouble call.No operation impact	In Service
RTN SLDG ST2-SCRUBBER BLOWER 5	Minor Disruption. Repair to failure longer than trouble call.No operation impact	In Service
RTN SLDG ST2-SCRUBBER BLOWER 6	Minor Disruption. Repair to failure longer than trouble call.No operation impact	In Service
RTN SLDG ST2-SCRUBBER BLOWER 7	Minor Disruption. Repair to failure longer than trouble call.No operation impact	In Service
RTN SLDG ST2-SCRUBBER BLOWER 8	Minor Disruption. Repair to failure longer than trouble call.No operation impact	In Service
RTN SLDG ST2-AIR COMPRESSOR	High Disruption. Operations in critical area lost. Significant Delay to restore.	In Service
RTN SLDG ST2-AIR SUPPLY FAN 5	Failure should not affect of Safety, Health, Environment or Operations.	In Service
RTN SLDG ST2-AIR SUPPLY FAN 6	Failure should not affect of Safety, Health, Environment or Operations.	In Service
RTN SLDG ST2-AIR SUPPLY FAN 7	Failure should not affect of Safety, Health, Environment or Operations.	In Service
RTN SLDG ST2-AIR SUPPLY FAN 8	Failure should not affect of Safety, Health, Environment or Operations.	In Service
RTN SLDG ST2-RETURN SLUDGE FLOW METER FT118	Moderate Disruption. Portion of Operations lost. Moderate delay to restore.	In Service
RTN SLDG ST2-RETURN SLUDGE FLOW METER FT119	Moderate Disruption. Portion of Operations lost. Moderate delay to restore.	In Service
RTN SLDG ST2-RETURN SLUDGE	High Disruption. Operations in critical area lost. Significant Delay to restore.	In Service
RTN SLDG ST2-RETURN SLUDGE FORCE MAIN 3	High Disruption. Operations in critical area lost. Significant Delay to restore.	In Service
RTN SLDG ST2-RETURN SLUDGE FORCE MAIN 4	High Disruption. Operations in critical area lost. Significant Delay to restore.	In Service
RTN SLDG ST2-RETURN SLUDGE PUMP 4	High Disruption. Operations in critical area lost. Significant Delay to restore.	In Service
RTN SLDG ST2-RETURN SLUDGE PUMP 5	High Disruption. Operations in critical area lost. Significant Delay to restore.	In Service

RTN SLDG ST2-RETURN SLUDGE PUMP 6	High Disruption. Operations in critical area lost. Significant Delay to restore.	In Service
RTN SLDG ST2-SECONDARY CLARIFIER 5	High Disruption. Operations in critical area lost. Significant Delay to restore.	In Service
RTN SLDG ST2-SECONDARY CLARIFIER 6	High Disruption. Operations in critical area lost. Significant Delay to restore.	In Service
RTN SLDG ST2-SECONDARY CLARIFIER 7	High Disruption. Operations in critical area lost. Significant Delay to restore.	In Service
RTN SLDG ST2-SECONDARY CLARIFIER 8	High Disruption. Operations in critical area lost. Significant Delay to restore.	In Service
RTN SLDG ST2-SCUM PUMP 3	High Disruption. Operations in critical area lost. Significant Delay to restore.	In Service
RTN SLDG ST2-SCUM PUMP 4	High Disruption. Operations in critical area lost. Significant Delay to restore.	In Service
RTN SLDG ST2-SCUM WETWELL LEVEL CONTROL	High Disruption. Operations in critical area lost. Significant Delay to restore.	In Service
RTN SLDG ST2-WASTE SLUDGE FLOW METER FT113	Moderate Disruption. Portion of Operations lost. Moderate delay to restore.	In Service
RTN SLDG ST2-WASTE SLUDGE	High Disruption. Operations in critical area lost. Significant Delay to restore.	In Service
RTN SLDG ST2-WASTE SLUDGE PUMP 4	High Disruption. Operations in critical area lost. Significant Delay to restore.	In Service
RTN SLDG ST2-WASTE SLUDGE PUMP 5	High Disruption. Operations in critical area lost. Significant Delay to restore.	In Service
RTN SLDG ST2-WASTE SLUDGE PUMP 6	High Disruption. Operations in critical area lost. Significant Delay to restore.	In Service
RTN SLDG ST2-SEAL WATER SYSTEM	High Disruption. Operations in critical area lost. Significant Delay to restore.	In Service
RTN SLDG ST2-RETURN SLUDGE WET WELL	High Disruption. Operations in critical area lost. Significant Delay to restore.	In Service
RTN SLDG ST2-EMERGENCY HURRICANE PUMP	Minor Disruption. Repair to failure longer than trouble call.No operation impact	In Service
RTN SLDG ST2-4160 V SWITCHGEAR	High Disruption. Operations in critical area lost. Significant Delay to restore.	In Service
RTN SLDG ST2-MOTOR CONTROL CENTER 1	High Disruption. Operations in critical area lost. Significant Delay to restore.	In Service
RTN SLDG ST2-MOTOR CONTROL CENTER 2	High Disruption. Operations in critical area lost. Significant Delay to restore.	In Service
RTN SLDG ST2-MAIN DISTRIBUTION CENTER	High Disruption. Operations in critical area lost. Significant Delay to restore.	In Service
RTN SLDG ST2-POWER & LIGHTING PANEL RSL	High Disruption. Operations in critical area lost. Significant Delay to restore.	In Service
RTN SLDG ST2-POWER & LIGHTING PANEL RSLA	High Disruption. Operations in critical area lost. Significant Delay to restore.	In Service
RTN SLDG ST2-POWER PANEL RSH	High Disruption. Operations in critical area lost. Significant Delay to restore.	In Service
RTN SLDG ST2-LOWER LEVEL HOIST	Failure should not affect of Safety, Health, Environment or Operations.	In Service
RTN SLDG ST2-UPPER LEVEL HOIST	Failure should not affect of Safety, Health, Environment or Operations.	In Service
RTN SLDG ST2-BACKFLOW PREVENTER	Moderate Disruption. Portion of Operations lost. Moderate delay to restore.	In Service

RTN SLDG ST2-EYE WASH/SHOWER	Minor Disruption. Repair to failure longer than trouble call.No operation impact	In Service
RTN SLDG ST2-FIRE ALARM PANEL	Minor Disruption. Repair to failure longer than trouble call.No operation impact	In Service
PSPS2/SCRB BLDG HYPOCHLORITE STOR & DIST SPILL DISPOSAL SYS		In Service
PSPS2 HYPOCHLORITE FEED SYSTEM		In Service
SCRUBBER BLDG HYPOCHLORITE FEED SYSTEM		In Service
PSPS2/SCRB BLDG HYPOCHLORITE STORAGE TANK SYSTEM		In Service
PSPS2/SCRB BLDG HYPOCHLORITE STOR & DIST EYE WASH/SHOWER	Minor Disruption. Repair to failure longer than trouble call.No operation impact	In Service
O2 PLANT 3-PLANT 3	High Disruption. Operations in critical area lost. Significant Delay to restore.	In Service
O2 PLANT 3-PLANT 3	High Disruption. Operations in critical area lost. Significant Delay to restore.	In Service
O2 PLANT 3-PLANT 3	High Disruption. Operations in critical area lost. Significant Delay to restore.	In Service
O2 PLANT 3-PLANT 3	High Disruption. Operations in critical area lost. Significant Delay to restore.	In Service
O2 PLANT 3-AIR COMPRESSOR 4	High Disruption. Operations in critical area lost. Significant Delay to restore.	In Service
O2 PLANT 3-PLANT 3	High Disruption. Operations in critical area lost. Significant Delay to restore.	In Service
O2 PLANT 3-PLANT 3	High Disruption. Operations in critical area lost. Significant Delay to restore.	In Service
O2 PLANT 3-PLANT 3	High Disruption. Operations in critical area lost. Significant Delay to restore.	In Service
O2 PLANT 3-PLANT 3	High Disruption. Operations in critical area lost. Significant Delay to restore.	In Service
O2 PLANT 3-AIR COMPRESSOR 4	High Disruption. Operations in critical area lost. Significant Delay to restore.	In Service
O2 PLANT 3-PLANT 3	High Disruption. Operations in critical area lost. Significant Delay to restore.	In Service
O2 PLANT 3-PLANT 3	High Disruption. Operations in critical area lost. Significant Delay to restore.	In Service
O2 PLANT 3-PLANT 3	High Disruption. Operations in critical area lost. Significant Delay to restore.	In Service
O2 PLANT 3-AIR COMPRESSOR 4	High Disruption. Operations in critical area lost. Significant Delay to restore.	In Service
O2 PLANT 4-AIR COMPRESSOR 6	High Disruption. Operations in critical area lost. Significant Delay to restore.	In Service

**CDWWTP**

Description	Criticality	Status
CDWWTP-EFFLUENT PIPING SYSTEM	Hazard - Potential Safety, Health or Environment Issue. Failure without warning.	In Service
CDWWTP-INFLUENT PIPING SYSTEM	Hazard - Potential Safety, Health or Environment Issue. Failure without warning.	In Service
CDWWTP-PLANT BYPASS PIPING SYSTEM	Hazard - Potential Safety, Health or Environment Issue. Failure without warning.	In Service
CDWWTP-PRETREATMENT PIPING SYSTEM	Hazard - Potential Safety, Health or Environment Issue. Failure without warning.	In Service
CDWWTP-SECONDARY EFFLUENT PIPING SYSTEM	Hazard - Potential Safety, Health or Environment Issue. Failure without warning.	In Service
CDWWTP-SECONDARY INFLUENT PIPING SYSTEM	Hazard - Potential Safety, Health or Environment Issue. Failure without warning.	In Service
ADMIN BLDG-EXHAUST FAN 1 SYSTEM	Moderate Disruption. Portion of Operations lost. Moderate delay to restore.	In Service
ADMIN BLDG-EXHAUST FAN 2 SYSTEM	Moderate Disruption. Portion of Operations lost. Moderate delay to restore.	In Service
ADMIN BLDG-EXHAUST FAN 3 SYSTEM	Moderate Disruption. Portion of Operations lost. Moderate delay to restore.	In Service
ADMIN BLDG-EXHAUST FAN 4 SYSTEM	Minor Disruption. Repair to failure longer than trouble call.No operation impact	In Service
ADMIN BLDG-EXHAUST FAN 5 SYSTEM	Moderate Disruption. Portion of Operations lost. Moderate delay to restore.	In Service
ADMIN BLDG-EXHAUST FAN 6 SYSTEM	Moderate Disruption. Portion of Operations lost. Moderate delay to restore.	In Service
ADMIN BLDG-EXHAUST FAN 7	Moderate Disruption. Portion of Operations lost. Moderate delay to restore.	In Service
ADMIN BLDG-EXHAUST FAN 8	Moderate Disruption. Portion of Operations lost. Moderate delay to restore.	In Service
ADMIN BLDG-EXHAUST FAN 9	Moderate Disruption. Portion of Operations lost. Moderate delay to restore.	In Service

ADMIN BLDG-SUPPLY FAN 1	Moderate Disruption. Portion of Operations lost. Moderate delay to restore.	In Service
ADMIN BLDG-SUPPLY FAN 1 NORTH	Minor Disruption. Repair to failure longer than trouble call.No operation impact	In Service
ADMIN BLDG-SUPPLY FAN 3	Moderate Disruption. Portion of Operations lost. Moderate delay to restore.	In Service
ADMIN BLDG-SUPPLY FAN 4	Moderate Disruption. Portion of Operations lost. Moderate delay to restore.	In Service
ADMIN BLDG-SUPPLY FAN 5	Moderate Disruption. Portion of Operations lost. Moderate delay to restore.	In Service
ADMIN BLDG-SUPPLY FAN 6	Moderate Disruption. Portion of Operations lost. Moderate delay to restore.	In Service
ADMIN BLDG-SUPPLY FAN 7	Moderate Disruption. Portion of Operations lost. Moderate delay to restore.	In Service
ADMIN BLDG-SUPPLY FAN 8	Moderate Disruption. Portion of Operations lost. Moderate delay to restore.	In Service
ADMIN BLDG-SUPPLY FAN 9	Moderate Disruption. Portion of Operations lost. Moderate delay to restore.	In Service
ADMIN BLDG-HOT WATER HEATER	Minor Disruption. Repair to failure longer than trouble call.No operation impact	In Service
ADMIN BLDG-PANEL LDA	Moderate Disruption. Portion of Operations lost. Moderate delay to restore.	In Service
ADMIN BLDG-PANEL LHDA	Moderate Disruption. Portion of Operations lost. Moderate delay to restore.	In Service
ADMIN BLDG-ATOMIC ADSORPTION SPECTO PHOTOMTR	Moderate Disruption. Portion of Operations lost. Moderate delay to restore.	In Service
ADMIN BLDG-AUTOCLAVE	Moderate Disruption. Portion of Operations lost. Moderate delay to restore.	In Service
ADMIN BLDG-DISTILLED WATER STILL	Moderate Disruption. Portion of Operations lost. Moderate delay to restore.	In Service
ADMIN BLDG-INSTRUMENT AIR COMPRESSOR	Moderate Disruption. Portion of Operations lost. Moderate delay to restore.	In Service
ADMIN BLDG-REVERSE OSMOSIS WATER PURIFIER	Moderate Disruption. Portion of Operations lost. Moderate delay to restore.	In Service



ADMIN BLDG-VACCUM PUMP EAST	Moderate Disruption. Portion of Operations lost. Moderate delay to restore.	In Service
ADMIN BLDG-VACCUM PUMP WEST	Moderate Disruption. Portion of Operations lost. Moderate delay to restore.	In Service
ADMIN BLDG-WATER DEIONIZER SYSTEM	Moderate Disruption. Portion of Operations lost. Moderate delay to restore.	In Service
ADMIN BLDG-LABORATORY NORTH EYE WASH/SHOWER	Moderate Disruption. Portion of Operations lost. Moderate delay to restore.	In Service
ADMIN BLDG-LABORATORY SOUTH EYE WASH/SHOWER	Moderate Disruption. Portion of Operations lost. Moderate delay to restore.	In Service
ADMIN BLDG-FIRE ALARM PANEL	High Disruption. Operations in critical area lost. Significant Delay to restore.	In Service
GENERAL MAINT/OPER & STORAGE BUILDING-FIRE ALARM PANEL	High Disruption. Operations in critical area lost. Significant Delay to restore.	In Service
MAIN WAREHOUSE 1-SUMP PUMP NORTH	High Disruption. Operations in critical area lost. Significant Delay to restore.	In Service
MAIN WAREHOUSE 1-SUMP PUMP SOUTH	High Disruption. Operations in critical area lost. Significant Delay to restore.	In Service
MAIN WAREHOUSE 1-MAIN TRANSFORMER	Moderate Disruption. Portion of Operations lost. Moderate delay to restore.	In Service
STOREROOM BLDG-BATHROOM EYE WASH STATION	High Disruption. Operations in critical area lost. Significant Delay to restore.	In Service
STOREROOM BLDG-EYE WASH STATION	High Disruption. Operations in critical area lost. Significant Delay to restore.	In Service
MAIN WAREHOUSE 1-FIRE ALARM PANEL	High Disruption. Operations in critical area lost. Significant Delay to restore.	In Service
MAINT BLDG-MOBILE BREATHING AIR SYSTEM	High Disruption. Operations in critical area lost. Significant Delay to restore.	In Service
MAINT BLDG-ROOF EXHAUST FAN 1	Minor Disruption. Repair to failure longer than trouble call.No operation impact	In Service
MAINT BLDG-ROOF EXHAUST FAN 2	Minor Disruption. Repair to failure longer than trouble call.No operation impact	In Service
MAINT BLDG-ROOF EXHAUST FAN 3	Moderate Disruption. Portion of Operations lost. Moderate delay to restore.	In Service

MAINT BLDG-ROOF EXHAUST FAN 4	Moderate Disruption. Portion of Operations lost. Moderate delay to restore.	In Service
MAINT BLDG-ROOF EXHAUST FAN 5	Moderate Disruption. Portion of Operations lost. Moderate delay to restore.	In Service
MAINT BLDG-ROOF EXHAUST FAN 6	Minor Disruption. Repair to failure longer than trouble call.No operation impact	In Service
MAINT BLDG-ROOF EXHAUST FAN 7	Moderate Disruption. Portion of Operations lost. Moderate delay to restore.	In Service
MAINT BLDG-ROOF EXHAUST FAN 8	Moderate Disruption. Portion of Operations lost. Moderate delay to restore.	In Service
MAINT BLDG-ROOF EXHAUST FAN 9	Moderate Disruption. Portion of Operations lost. Moderate delay to restore.	In Service
MAINT BLDG-ROOF EXHAUST FAN 10	Failure should not affect of Safety, Health, Environment or Operations.	In Service
MAINT BLDG-HOT WATER HEATER	Moderate Disruption. Portion of Operations lost. Moderate delay to restore.	In Service
MAINT BLDG-MAIN BREAKER	High Disruption. Operations in critical area lost. Significant Delay to restore.	In Service
MAINT BLDG-PANEL HDA	Minor Disruption. Repair to failure longer than trouble call.No operation impact	In Service
MAINT BLDG-PANEL HDB	Moderate Disruption. Portion of Operations lost. Moderate delay to restore.	In Service
MAINT BLDG-PANEL HDC	Minor Disruption. Repair to failure longer than trouble call.No operation impact	In Service
MAINT BLDG-PANEL HDD	Moderate Disruption. Portion of Operations lost. Moderate delay to restore.	In Service
MAINT BLDG-BRIDGE CRANE	High Disruption. Operations in critical area lost. Significant Delay to restore.	In Service
MAINT BLDG-AUXILIARY AIR COMPRESSOR	Minor Disruption. Repair to failure longer than trouble call.No operation impact	In Service
MAINT BLDG-AIR COMPRESSOR	Minor Disruption. Repair to failure longer than trouble call.No operation impact	In Service
MAINT BLDG-ARC PAC WELDER	Minor Disruption. Repair to failure longer than trouble call.No operation impact	In Service

MAINT BLDG-ARC WELDER 1	Minor Disruption. Repair to failure longer than trouble call.No operation impact	In Service
MAINT BLDG-ARC WELDER 2	Minor Disruption. Repair to failure longer than trouble call.No operation impact	In Service
MAINT BLDG-BEARING HEATER	Minor Disruption. Repair to failure longer than trouble call.No operation impact	In Service
MAINT BLDG-DUAL DRILL PRESS	Minor Disruption. Repair to failure longer than trouble call.No operation impact	In Service
MAINT BLDG-DRILL PRESS 1	Minor Disruption. Repair to failure longer than trouble call.No operation impact	In Service
MAINT BLDG-GRINDER/BUFFER 1	Minor Disruption. Repair to failure longer than trouble call.No operation impact	In Service
MAINT BLDG-GRINDER/BUFFER 2	Minor Disruption. Repair to failure longer than trouble call.No operation impact	In Service
MAINT BLDG-GRINDER/BUFFER WELDING SHOP	Minor Disruption. Repair to failure longer than trouble call.No operation impact	In Service
MAINT BLDG-PARTS CLEANER	Minor Disruption. Repair to failure longer than trouble call.No operation impact	In Service
MAINT BLDG-SUPERMAX DRILL PRESS 2	Minor Disruption. Repair to failure longer than trouble call.No operation impact	In Service
MAINT BLDG-MAINTENANCE SHOP EYE WASH STATION	High Disruption. Operations in critical area lost. Significant Delay to restore.	In Service
MAINT BLDG-STRUCTURAL SHOP EYE WASH STATION	Moderate Disruption. Portion of Operations lost. Moderate delay to restore.	In Service
MAINT BLDG-VEHICLE MAINT SHOP EYE WASH STATION	High Disruption. Operations in critical area lost. Significant Delay to restore.	In Service
MAINT BLDG-FIRE ALARM PANEL	High Disruption. Operations in critical area lost. Significant Delay to restore.	In Service
FRESH WATER BLDG-EFF REUSE FILTER AIR COMPRESSOR 1	High Disruption. Operations in critical area lost. Significant Delay to restore.	In Service
FRESH WATER BLDG-EFF REUSE FILTER AIR COMPRESS 12	High Disruption. Operations in critical area lost. Significant Delay to restore.	In Service
FRESH WATER BLDG-EFF REUSE FILTER AIR COMPRESSOR 2	High Disruption. Operations in critical area lost. Significant Delay to restore.	In Service

FRESH WATER BUILDING-EYE WASH/SHOWER	High Disruption. Operations in critical area lost. Significant Delay to restore.	In Service
WATER TOWER-WATER TOWER 1	Moderate Disruption. Portion of Operations lost. Moderate delay to restore.	In Service
GUARD SHACK-GUARD SHACK	Failure should not affect of Safety, Health, Environment or Operations.	In Service
GUARD SHACK EAST ENTRANCE- FIRE ALARM PANEL		In Service
O2 FACILITY 1-MOTOR CONTROL CENTER A	High Disruption. Operations in critical area lost. Significant Delay to restore.	In Service
O2 FACILITY 1-MOTOR CONTROL CENTER B	High Disruption. Operations in critical area lost. Significant Delay to restore.	In Service
O2 FACILITY 1-PANEL HA	Moderate Disruption. Portion of Operations lost. Moderate delay to restore.	In Service
O2 FACILITY 1-BRIDGE CRANE	Minor Disruption. Repair to failure longer than trouble call.No operation impact	In Service
O2 PRODUCTION FACILITY 1 BLDG-FIRE ALARM PANEL	High Disruption. Operations in critical area lost. Significant Delay to restore.	In Service
O2 FACILITY 1-AIR COMPRESSOR 1	High Disruption. Operations in critical area lost. Significant Delay to restore.	In Service
O2 FACILITY 1-AIR COMPRESSOR 2	High Disruption. Operations in critical area lost. Significant Delay to restore.	In Service
O2 FACILITY 1-AIR COMPRESSOR 1	High Disruption. Operations in critical area lost. Significant Delay to restore.	In Service
O2 FACILITY 1-AIR COMPRESSOR 2	High Disruption. Operations in critical area lost. Significant Delay to restore.	In Service
O2 FACILITY 1-INSTRUMENT AIR COMPRESSOR 1	High Disruption. Operations in critical area lost. Significant Delay to restore.	In Service
O2 FACILITY 1-INSTRUMENT AIR COMPRESSOR 2	High Disruption. Operations in critical area lost. Significant Delay to restore.	In Service
O2 FACILITY 1-DRAIN VAPORIZER 1	Moderate Disruption. Portion of Operations lost. Moderate delay to restore.	In Service
O2 FACILITY 1-DRAIN VAPORIZER 2	Moderate Disruption. Portion of Operations lost. Moderate delay to restore.	In Service

O2 FACILITY 1-DRIOX VAPORIZER 1	Hazard - Potential Safety, Health or Environment Issue. Failure without warning.	In Service
O2 FACILITY 1-DRIOX VAPORIZER 2	High Disruption. Operations in critical area lost. Significant Delay to restore.	In Service
O2 FACILITY 1-DRIOX VAPORIZER 3	High Disruption. Operations in critical area lost. Significant Delay to restore.	In Service
O2 FACILITY 1-DRIOX VAPORIZER 4	Hazard - Potential Safety, Health or Environment Issue. Failure without warning.	In Service
O2 FACILITY 1-DRIOX VAPORIZER 6	High Disruption. Operations in critical area lost. Significant Delay to restore.	In Service
O2 FACILITY 1-MOTOR CONTROL CENTER DRIOX	High Disruption. Operations in critical area lost. Significant Delay to restore.	In Service
O2 FACILITY 1-OXYGEN STORAGE	Hazard - Potential Safety, Health or Environment Issue. Failure without warning.	In Service
O2 FACILITY 1-AIR COMPRESSOR 1	Hazard - Potential Safety, Health or Environment Issue. Failure without warning.	In Service
O2 FACILITY 1-AIR COMPRESSOR 2	High Disruption. Operations in critical area lost. Significant Delay to restore.	In Service
O2 FACILITY 1-COOLING TOWERS	Hazard - Potential Safety, Health or Environment Issue. Failure without warning.	In Service
O2 FACILITY 1-COOLING TOWER 1	Hazard - Potential Safety, Health or Environment Issue. Failure without warning.	In Service
O2 FACILITY 1-COOLING TOWER 2	Hazard - Potential Safety, Health or Environment Issue. Failure without warning.	In Service
O2 FACILITY 2-SUPPLY FAN 1	Moderate Disruption. Portion of Operations lost. Moderate delay to restore.	In Service
O2 FACILITY 2-SUPPLY FAN 2	Moderate Disruption. Portion of Operations lost. Moderate delay to restore.	In Service
O2 FACILITY 2-MOTOR CONTROL CENTER 4	High Disruption. Operations in critical area lost. Significant Delay to restore.	In Service
O2 FACILITY 2-MOTOR CONTROL CENTER 6	Moderate Disruption. Portion of Operations lost. Moderate delay to restore.	In Service
O2 FACILITY 2-PANEL HB	High Disruption. Operations in critical area lost. Significant Delay to restore.	In Service

O2 FACILITY 2-BRIDGE CRANE	Moderate Disruption. Portion of Operations lost. Moderate delay to restore.	In Service
O2 FACILITY 2-COOLING TOWERS 3 & 4	High Disruption. Operations in critical area lost. Significant Delay to restore.	In Service
O2 PRODUCTION FACILITY 2 BLDG-FIRE ALARM PANEL	High Disruption. Operations in critical area lost. Significant Delay to restore.	In Service
O2 FACILITY 2-AIR COMPRESSOR 3	Hazard - Potential Safety, Health or Environment Issue. Failure without warning.	In Service
O2 FACILITY 2-AIR COMPRESSOR 3	Hazard - Potential Safety, Health or Environment Issue. Failure without warning.	In Service
O2 FACILITY 1-INSTRUMENT AIR PACKAGE	High Disruption. Operations in critical area lost. Significant Delay to restore.	In Service
O2 FACILITY 2-DRIOX VAPORIZER 1	High Disruption. Operations in critical area lost. Significant Delay to restore.	In Service
O2 FACILITY 2-DRIOX VAPORIZER 10	Hazard - Potential Safety, Health or Environment Issue. Failure without warning.	In Service
O2 FACILITY 2-DRIOX VAPORIZER 2	Hazard - Potential Safety, Health or Environment Issue. Failure without warning.	In Service
O2 FACILITY 2-DRIOX VAPORIZER 3	Hazard - Potential Safety, Health or Environment Issue. Failure without warning.	In Service
O2 FACILITY 2-DRIOX VAPORIZER 4	High Disruption. Operations in critical area lost. Significant Delay to restore.	In Service
O2 FACILITY 2-DRIOX VAPORIZER 5	Hazard - Potential Safety, Health or Environment Issue. Failure without warning.	In Service
O2 FACILITY 2-DRIOX VAPORIZER 6	High Disruption. Operations in critical area lost. Significant Delay to restore.	In Service
O2 FACILITY 2-DRIOX VAPORIZER 7	Hazard - Potential Safety, Health or Environment Issue. Failure without warning.	In Service
O2 FACILITY 2-DRIOX VAPORIZER 8	Hazard - Potential Safety, Health or Environment Issue. Failure without warning.	In Service
O2 FACILITY 2-OXYGEN STORAGE	Hazard - Potential Safety, Health or Environment Issue. Failure without warning.	In Service
O2 FACILITY 2-AIR COMPRESSOR 3	Hazard - Potential Safety, Health or Environment Issue. Failure without warning.	In Service

O2 FACILITY 2-COOLING TOWERS	Hazard - Potential Safety, Health or Environment Issue. Failure without warning.	In Service
O2 FACILITY 2-COOLING TOWER 3	High Disruption. Operations in critical area lost. Significant Delay to restore.	In Service
O2 FACILITY 2-COOLING TOWER 4	High Disruption. Operations in critical area lost. Significant Delay to restore.	In Service
O2 STORAGE FACILITY-OXYGEN STORAGE	Hazard - Potential Safety, Health or Environment Issue. Failure without warning.	In Service
CONTROL BLDG-MOTOR CONTROL CENTER D	Moderate Disruption. Portion of Operations lost. Moderate delay to restore.	In Service
CONTROL BLDG-MOTOR CONTROL CENTER E	High Disruption. Operations in critical area lost. Significant Delay to restore.	In Service
CONTROL BLDG-POWER & LIGHTING PANEL 1D	Minor Disruption. Repair to failure longer than trouble call.No operation impact	In Service
CONTROL BLDG-POWER & LIGHTING PANEL D	Minor Disruption. Repair to failure longer than trouble call.No operation impact	In Service
CONTROL BLDG-POWER & LIGHTING PANEL E	Moderate Disruption. Portion of Operations lost. Moderate delay to restore.	In Service
UNOX TANKS CONTROL BUILDING-FIRE ALARM PANEL	High Disruption. Operations in critical area lost. Significant Delay to restore.	In Service
DIG CLST CTRL BLDG 1-2-WASTE GAS SYSTEM 1	High Disruption. Operations in critical area lost. Significant Delay to restore.	In Service
SLDG DEWTR BLDG-BEAM ROOM AIR COMPRESSOR	Failure should not affect of Safety, Health, Environment or Operations.	In Service
SLDG DEWTR BLDG-POLYMER FEED PUMP 1	High Disruption. Operations in critical area lost. Significant Delay to restore.	In Service
SLDG DEWTR BLDG-POLYMER FEED PUMP 2	High Disruption. Operations in critical area lost. Significant Delay to restore.	In Service
SLDG DEWTR BLDG-POLYMER FEED PUMP 3	High Disruption. Operations in critical area lost. Significant Delay to restore.	In Service
SLDG DEWTR BLDG-POLYMER FEED PUMP 4	High Disruption. Operations in critical area lost. Significant Delay to restore.	In Service
SLDG DEWTR BLDG-POLYMER FEED PUMP 5	High Disruption. Operations in critical area lost. Significant Delay to restore.	In Service

SLDG DEWTR BLDG-POLYMER FEED PUMP 6	High Disruption. Operations in critical area lost. Significant Delay to restore.	In Service
SLDG DEWTR BLDG-POLYMER FEED PUMP 7	High Disruption. Operations in critical area lost. Significant Delay to restore.	In Service
SLDG DEWTR BLDG-POLYMER FEED PUMP 8	High Disruption. Operations in critical area lost. Significant Delay to restore.	In Service
SLDG DEWTR BLDG-POLYMER HOLDING TANK 1	Moderate Disruption. Portion of Operations lost. Moderate delay to restore.	In Service
SLDG DEWTR BLDG-POLYMER HOLDING TANK 2	High Disruption. Operations in critical area lost. Significant Delay to restore.	In Service
SLDG DEWTR BLDG-POLYMER HOLDING TANK 3	Moderate Disruption. Portion of Operations lost. Moderate delay to restore.	In Service
SLDG DEWTR BLDG-POLYMER MANIFOLD	High Disruption. Operations in critical area lost. Significant Delay to restore.	In Service
SLDG DEWTR BLDG-POLYMER PREP/FEEDER SYSTEM 1	High Disruption. Operations in critical area lost. Significant Delay to restore.	In Service
SLDG DEWTR BLDG-POLYMER PREP/FEEDER SYSTEM 2	High Disruption. Operations in critical area lost. Significant Delay to restore.	In Service
SLDG DEWTR BLDG-POLYMER PREP/FEEDER SYSTEM 3	High Disruption. Operations in critical area lost. Significant Delay to restore.	In Service
SLDG DEWTR BLDG-POLYMER TRANSFER PUMP 1	High Disruption. Operations in critical area lost. Significant Delay to restore.	In Service
SLDG DEWTR BLDG-POLYMER TRANSFER PUMP 2	High Disruption. Operations in critical area lost. Significant Delay to restore.	In Service
SLDG DEWTR BLDG-POLYMER TRANSFER PUMP STANDBY	Minor Disruption. Repair to failure longer than trouble call.No operation impact	In Service
SLDG DEWTR BLDG-CENTRATE GAS BLOWER 1	Minor Disruption. Repair to failure longer than trouble call.No operation impact	In Service
SLDG DEWTR BLDG-CENTRATE GAS BLOWERS 1 & 2	Minor Disruption. Repair to failure longer than trouble call.No operation impact	In Service
SLDG DEWTR BLDG-CENTRATE GAS BLOWER 2	Failure should not affect of Safety, Health, Environment or Operations.	In Service
SLDG DEWTR BLDG-CENTRIFUGE 1	Failure should not affect of Safety, Health, Environment or Operations.	In Service



SLDG DEWTR BLDG-CENTRIFUGE 2	High Disruption. Operations in critical area lost. Significant Delay to restore.	In Service
SLDG DEWTR BLDG-CENTRIFUGE 3	Failure should not affect of Safety, Health, Environment or Operations.	In Service
SLDG DEWTR BLDG-CENTRIFUGE 4	High Disruption. Operations in critical area lost. Significant Delay to restore.	In Service
SLDG DEWTR BLDG-CENTRIFUGE 5	High Disruption. Operations in critical area lost. Significant Delay to restore.	In Service
SLDG DEWTR BLDG-CENTRIFUGE 6	High Disruption. Operations in critical area lost. Significant Delay to restore.	In Service
SLDG DEWTR BLDG-CENTRIFUGE 7	High Disruption. Operations in critical area lost. Significant Delay to restore.	In Service
SLDG DEWTR BLDG-CENTRIFUGE 8	High Disruption. Operations in critical area lost. Significant Delay to restore.	In Service
SLDG DEWTR BLDG-SLUDGE PUMP 1	High Disruption. Operations in critical area lost. Significant Delay to restore.	In Service
SLDG DEWTR BLDG-SLUDGE PUMPS 1 & 2	Moderate Disruption. Portion of Operations lost. Moderate delay to restore.	In Service
SLDG DEWTR BLDG-SLUDGE PUMP 2	High Disruption. Operations in critical area lost. Significant Delay to restore.	In Service
SLDG DEWTR BLDG-SLUDGE PUMPS 2 & 3	High Disruption. Operations in critical area lost. Significant Delay to restore.	In Service
SLDG DEWTR BLDG-SLUDGE PUMP 3	High Disruption. Operations in critical area lost. Significant Delay to restore.	In Service
SLDG DEWTR BLDG-SLUDGE PUMP 4	High Disruption. Operations in critical area lost. Significant Delay to restore.	In Service
SLDG DEWTR BLDG-SLUDGE PUMP 5	High Disruption. Operations in critical area lost. Significant Delay to restore.	In Service
SLDG DEWTR BLDG-SLUDGE PUMPS 5 / 6	High Disruption. Operations in critical area lost. Significant Delay to restore.	In Service
SLDG DEWTR BLDG-SLUDGE PUMP 6	High Disruption. Operations in critical area lost. Significant Delay to restore.	In Service
SLDG DEWTR BLDG-SLUDGE PUMP 7	High Disruption. Operations in critical area lost. Significant Delay to restore.	In Service

SLDG DEWTR BLDG-SLUDGE PUMPS 7 / 8	High Disruption. Operations in critical area lost. Significant Delay to restore.	In Service
SLDG DEWTR BLDG-SLUDGE PUMP 8	High Disruption. Operations in critical area lost. Significant Delay to restore.	In Service
SLDG DEWTR BLDG-SLUDGE SUPPLY	Moderate Disruption. Portion of Operations lost. Moderate delay to restore.	In Service
SLDG DEWTR BLDG-SEAL WATER PUMP 1	High Disruption. Operations in critical area lost. Significant Delay to restore.	In Service
SLDG DEWTR BLDG-SEAL WATER PUMP 2	High Disruption. Operations in critical area lost. Significant Delay to restore.	In Service
SLDG DEWTR BLDG-COMPOST BLOWER	Failure should not affect of Safety, Health, Environment or Operations.	In Service
SLDG DEWTR BLDG-COMPOST BLOWER 1	Failure should not affect of Safety, Health, Environment or Operations.	In Service
SLDG DEWTR BLDG-COMPOST PILE AIR MANIFOLD	Failure should not affect of Safety, Health, Environment or Operations.	In Service
SLDG DEWTR BLDG-POTAS PERM SYSTEM	Failure should not affect of Safety, Health, Environment or Operations.	In Service
SLDG DEWTR BLDG-HOT WATER PUMP 1	Failure should not affect of Safety, Health, Environment or Operations.	In Service
SLDG DEWTR BLDG-HOT WATER PUMP 2	Failure should not affect of Safety, Health, Environment or Operations.	In Service
SLDG DEWTR BLDG-HOT WATER PUMP 3	Failure should not affect of Safety, Health, Environment or Operations.	In Service
SLDG DEWTR BLDG-MOTOR CONTROL CENTER D	Minor Disruption. Repair to failure longer than trouble call.No operation impact	In Service
SLDG DEWTR BLDG-MOTOR CONTROL CENTER F	Minor Disruption. Repair to failure longer than trouble call.No operation impact	In Service
SLDG DEWTR BLDG-PANEL B	Minor Disruption. Repair to failure longer than trouble call.No operation impact	In Service
SLDG DEWTR BLDG-PANEL C	Minor Disruption. Repair to failure longer than trouble call.No operation impact	In Service
SLDG DEWTR BLDG-PANEL A1	Minor Disruption. Repair to failure longer than trouble call.No operation impact	In Service
SLDG DEWTR BLDG-PANEL D	Minor Disruption. Repair to failure longer than trouble call.No operation impact	In Service
SLDG DEWTR BLDG-BRIDGE CRANE	Moderate Disruption. Portion of Operations lost. Moderate delay to restore.	In Service

SLDG DEWTR BLDG-BEAM ROOM HOIST	Failure should not affect of Safety, Health, Environment or Operations.	In Service
SLDG DEWTR BLDG- POLYMER SYSTEM HOIST 1	High Disruption. Operations in critical area lost. Significant Delay to restore.	In Service
SLDG DEWTR BLDG- POLYMER SYSTEM HOIST 2	Moderate Disruption. Portion of Operations lost. Moderate delay to restore.	In Service
SLDG DEWTR BLDG- POLYMER SYSTEM HOIST 3	Moderate Disruption. Portion of Operations lost. Moderate delay to restore.	In Service
SLDG DEWTR BLDG-COMPOST HEAT EXCHANGER	Failure should not affect of Safety, Health, Environment or Operations.	In Service
SLDG DEWTR BLDG-COMPOST PILE AIR HEAT EXCHANGER	Failure should not affect of Safety, Health, Environment or Operations.	In Service
SLDG DEWTR BLDG-ROLL UP DOOR 1	Failure should not affect of Safety, Health, Environment or Operations.	In Service
SLDG DEWTR BLDG-ROLL UP DOOR 2	Minor Disruption. Repair to failure longer than trouble call.No operation impact	In Service
SLDG DEWTR BLDG-ROLL UP DOOR 3	Minor Disruption. Repair to failure longer than trouble call.No operation impact	In Service
SLDG DEWTR BLDG-ROLL UP DOOR 4	Failure should not affect of Safety, Health, Environment or Operations.	In Service
SLDG DEWTR BLDG-ROLL UP DOOR 5	Minor Disruption. Repair to failure longer than trouble call.No operation impact	In Service
SLDG DEWTR BLDG-ROLL UP DOOR 6	Minor Disruption. Repair to failure longer than trouble call.No operation impact	In Service
SLDG DEWTR BLDG-ROLL UP DOOR 7	Failure should not affect of Safety, Health, Environment or Operations.	In Service
SLDG DEWTR BLDG-ROLL UP DOOR 8	Minor Disruption. Repair to failure longer than trouble call.No operation impact	In Service
SLDG DEWTR BLDG-BACKFLOW PREVENTER EAST	Minor Disruption. Repair to failure longer than trouble call.No operation impact	In Service
SLDG DEWTR BLDG-BACKFLOW PREVENTER WEST	High Disruption. Operations in critical area lost. Significant Delay to restore.	In Service
SLDG DEWTR BLDG-POLYMER BLENDER 1	High Disruption. Operations in critical area lost. Significant Delay to restore.	In Service
SLDG DEWTR BLDG-POLYMER BLENDER 2	High Disruption. Operations in critical area lost. Significant Delay to restore.	In Service
SLDG DEWTR BLDG-POLYMER BLENDER 3	High Disruption. Operations in critical area lost. Significant Delay to restore.	In Service

SLDG DEWTR BLDG-POLYMER BACKFLOW PREVENTER	Minor Disruption. Repair to failure longer than trouble call.No operation impact	In Service
SLDG DEWTR BLDG-POLYMER FEED PUMP 1	Moderate Disruption. Portion of Operations lost. Moderate delay to restore.	In Service
SLDG DEWTR BLDG-POLYMER FEED PUMP 2	High Disruption. Operations in critical area lost. Significant Delay to restore.	In Service
SLDG DEWTR BLDG-POLYMER FEED PUMP 3	High Disruption. Operations in critical area lost. Significant Delay to restore.	In Service
SLDG DEWTR BLDG-POLYMER FEED PUMP 4	High Disruption. Operations in critical area lost. Significant Delay to restore.	In Service
SLDG DEWTR BLDG-POLYMER FEED PUMP 5	High Disruption. Operations in critical area lost. Significant Delay to restore.	In Service
SLDG DEWTR BLDG-POLYMER FEED PUMP 6	High Disruption. Operations in critical area lost. Significant Delay to restore.	In Service
SLDG DEWTR BLDG-POLYMER FEED PUMP 7	High Disruption. Operations in critical area lost. Significant Delay to restore.	In Service
SLDG DEWTR BLDG-POLYMER FEED PUMP 8	High Disruption. Operations in critical area lost. Significant Delay to restore.	In Service
SLDG DEWTR BLDG-POT PERM EYE WASH/SHOWER	Minor Disruption. Repair to failure longer than trouble call.No operation impact	In Service
SLDG DEWTR BLDG-POTABLE WATER	High Disruption. Operations in critical area lost. Significant Delay to restore.	In Service
SLDG DEWTR BLDG-POLYMER WATER BOOSTER PUMP 1	Moderate Disruption. Portion of Operations lost. Moderate delay to restore.	In Service
SLDG DEWTR BLDG-POLYMER WATER BOOSTER PUMP 12	High Disruption. Operations in critical area lost. Significant Delay to restore.	In Service
SLDG DEWTR BLDG-POLYMER WATER BOOSTER PUMP 2	High Disruption. Operations in critical area lost. Significant Delay to restore.	In Service
SLDG DEWTR BLDG-FIRE ALARM PANEL	Minor Disruption. Repair to failure longer than trouble call.No operation impact	In Service
SLDG DRYING BEDS-TRANSFER PUMP EAST	Moderate Disruption. Portion of Operations lost. Moderate delay to restore.	In Service
SLDG DRYING BEDS-TRANSFER PUMP WEST	Moderate Disruption. Portion of Operations lost. Moderate delay to restore.	In Service

SLDG STORAGE BLDG 1-PANEL 1	Minor Disruption. Repair to failure longer than trouble call.No operation impact	In Service
SLDG STORAGE BLDG 1-PANEL 2	Minor Disruption. Repair to failure longer than trouble call.No operation impact	In Service
SLDG STORAGE BLDG 2-BOOSTER PUMP 1	Minor Disruption. Repair to failure longer than trouble call.No operation impact	In Service
SLDG STORAGE BLDG 2-FOGGER PUMP 1	Minor Disruption. Repair to failure longer than trouble call.No operation impact	In Service
SLDG STORAGE BLDG 2-ODOR CONTROL	Minor Disruption. Repair to failure longer than trouble call.No operation impact	In Service
SLDG STORAGE BLDG 2-SOLUTION PUMP 1	Minor Disruption. Repair to failure longer than trouble call.No operation impact	In Service
SLDG STORAGE BLDG 2-PANEL 1	Failure should not affect of Safety, Health, Environment or Operations.	In Service
EFF PUMP STATION-EXHAUST FAN 1	Minor Disruption. Repair to failure longer than trouble call.No operation impact	In Service
EFF PUMP STATION-EXHAUST FAN 2	Minor Disruption. Repair to failure longer than trouble call.No operation impact	In Service
EFF PUMP STATION-EXHAUST FAN 3	Minor Disruption. Repair to failure longer than trouble call.No operation impact	In Service
EFF PUMP STATION-EXHAUST FAN 4	Minor Disruption. Repair to failure longer than trouble call.No operation impact	In Service
EFF PUMP STATION-EXHAUST FAN 5	Minor Disruption. Repair to failure longer than trouble call.No operation impact	In Service
EFF PUMP STATION-EXHAUST FAN 6	Minor Disruption. Repair to failure longer than trouble call.No operation impact	In Service
EFF PUMP STATION-EXHAUST FAN 7	Minor Disruption. Repair to failure longer than trouble call.No operation impact	In Service
EFF PUMP STATION-EXHAUST FAN 8	Minor Disruption. Repair to failure longer than trouble call.No operation impact	In Service
EFF PUMP STATION-SEAL WATER PUMP 1	High Disruption. Operations in critical area lost. Significant Delay to restore.	In Service
EFF PUMP STATION-SEAL WATER PUMP 2	High Disruption. Operations in critical area lost. Significant Delay to restore.	In Service

EFF PUMP STATION-SEAL WATER SYSTEM	Hazard - Potential Safety, Health or Environment Issue. Failure without warning.	In Service
EFF PUMP STATION-ANALYZERS	High Disruption. Operations in critical area lost. Significant Delay to restore.	In Service
EFF PUMP STATION-DEFOAMING PUMP 1 2		In Service
EFF PUMP STATION-EFFLUENT DISCHARGE MANIFOLD	High Disruption. Operations in critical area lost. Significant Delay to restore.	In Service
EFF PUMP STATION-EFFLUENT PUMP 1	Hazard - Potential Safety, Health or Environment Issue. Failure without warning.	In Service
EFF PUMP STATION-EFFLUENT PUMP 2	Hazard - Potential Safety, Health or Environment Issue. Failure without warning.	In Service
EFF PUMP STATION-EFFLUENT PUMP 3	Hazard - Potential Safety, Health or Environment Issue. Failure without warning.	In Service
EFF PUMP STATION-EFFLUENT PUMP 4	High Disruption. Operations in critical area lost. Significant Delay to restore.	In Service
EFF PUMP STATION-EFFLUENT PUMP 5	Hazard - Potential Safety, Health or Environment Issue. Failure without warning.	In Service
EFF PUMP STATION-EFFLUENT PUMP 6	Hazard - Potential Safety, Health or Environment Issue. Failure without warning.	In Service
EFF PUMP STATION-EFFLUENT PUMP 7	Hazard - Potential Safety, Health or Environment Issue. Failure without warning.	In Service
EFF PUMP STATION-EFFLUENT PUMP 8	Hazard - Potential Safety, Health or Environment Issue. Failure without warning.	In Service
EFF PUMP STATION-EQUALIZATION VALVE 1	Moderate Disruption. Portion of Operations lost. Moderate delay to restore.	In Service
EFF PUMP STATION-EQUALIZATION VALVE 2	Minor Disruption. Repair to failure longer than trouble call.No operation impact	In Service
EFF PUMP STATION-LIQUID LEVEL PUMP CONTROLLER 1	High Disruption. Operations in critical area lost. Significant Delay to restore.	In Service
EFF PUMP STATION-LIQUID LEVEL PUMP CONTROLLER 2	High Disruption. Operations in critical area lost. Significant Delay to restore.	In Service
EFF PUMP STATION-PH ANALYZER	High Disruption. Operations in critical area lost. Significant Delay to restore.	In Service

EFF PUMP STATION-SAMPLE PUMP 1	High Disruption. Operations in critical area lost. Significant Delay to restore.	In Service
EFF PUMP STATION-SAMPLE PUMP 2	High Disruption. Operations in critical area lost. Significant Delay to restore.	In Service
EFF PUMP STATION-MOTOR CONTROL CENTER A	High Disruption. Operations in critical area lost. Significant Delay to restore.	In Service
EFF PUMP STATION-POWER & LIGHTING PANEL B	Minor Disruption. Repair to failure longer than trouble call.No operation impact	In Service
EFF PUMP STATION-BATTERY CHARGER	High Disruption. Operations in critical area lost. Significant Delay to restore.	In Service
EFF PUMP STATION-BATTERY CHARGER 2	Moderate Disruption. Portion of Operations lost. Moderate delay to restore.	In Service
EFF PUMP STATION-BRIDGE CRANE	Moderate Disruption. Portion of Operations lost. Moderate delay to restore.	In Service
EFF PUMP STATION-CHLORINE ANALYZER 1	High Disruption. Operations in critical area lost. Significant Delay to restore.	In Service
EFF PUMP STATION-BACKFLOW PREVENTER	Moderate Disruption. Portion of Operations lost. Moderate delay to restore.	In Service
EFFLUENT PUMP STATION-FIRE ALARM PANEL	High Disruption. Operations in critical area lost. Significant Delay to restore.	In Service
MAIN SWITCH BLDG-FEEDER 1	Hazard - Potential Safety, Health or Environment Issue. Failure without warning.	In Service
MAIN SWITCH BLDG-FEEDER 2	Hazard - Potential Safety, Health or Environment Issue. Failure without warning.	In Service
MAIN SWITCH BLDG-MAIN SWITCHGEAR 13200 V	Hazard - Potential Safety, Health or Environment Issue. Failure without warning.	In Service
MAIN SWITCH BLDG-FPL FEEDER NORTH	Hazard - Potential Safety, Health or Environment Issue. Failure without warning.	In Service
MAIN SWITCH BLDG-FPL FEEDER SOUTH	Hazard - Potential Safety, Health or Environment Issue. Failure without warning.	In Service
MAIN SWITCH BLDG-ANNUNCIATOR PANEL	Moderate Disruption. Portion of Operations lost. Moderate delay to restore.	In Service
MAIN SWITCH BLDG-PANEL L LIGHTING CONTACTOR	Minor Disruption. Repair to failure longer than trouble call.No operation impact	In Service

MAIN SWITCH BLDG-POWER & LIGHTING PANEL H	Moderate Disruption. Portion of Operations lost. Moderate delay to restore.	In Service
MAIN SWITCH BLDG-PANEL L	Moderate Disruption. Portion of Operations lost. Moderate delay to restore.	In Service
MAIN SWITCH BLDG-SWG BATTERY BANK 1	High Disruption. Operations in critical area lost. Significant Delay to restore.	In Service
MAIN SWITCH BLDG-SWG BATTERY BANK 2	High Disruption. Operations in critical area lost. Significant Delay to restore.	In Service
MAIN SWITCH BLDG-MAIN SWITCHGEAR 4160 V	Hazard - Potential Safety, Health or Environment Issue. Failure without warning.	In Service
MAIN SWITCH BLDG-GENERATOR AIR START COMP 1	Hazard - Potential Safety, Health or Environment Issue. Failure without warning.	In Service
MAIN SWITCH BLDG-GENERATOR AIR START COMP 2	Hazard - Potential Safety, Health or Environment Issue. Failure without warning.	In Service
MAIN SWITCH BLDG-GENERATOR AIR START CNTL PNL	High Disruption. Operations in critical area lost. Significant Delay to restore.	In Service
MAIN SWITCH BLDG-GENERATOR 4	Hazard - Potential Safety, Health or Environment Issue. Failure without warning.	In Service
MAIN SWITCH BLDG-GENERATOR 5	Hazard - Potential Safety, Health or Environment Issue. Failure without warning.	In Service
MAIN SWITCH BLDG-GENERATOR 2	Hazard - Potential Safety, Health or Environment Issue. Failure without warning.	In Service
MAIN SWITCH BLDG-GENERATOR 1	Hazard - Potential Safety, Health or Environment Issue. Failure without warning.	In Service
MAIN SWITCH BLDG-GENERATOR 3	Hazard - Potential Safety, Health or Environment Issue. Failure without warning.	In Service
MAIN SWITCH BLDG-GENERATOR SPARE BREAKER	High Disruption. Operations in critical area lost. Significant Delay to restore.	In Service
MAIN SWITCH BLDG-FIRE ALARM PANEL	Moderate Disruption. Portion of Operations lost. Moderate delay to restore.	In Service
SUBSTATION 01-SUBSTATION 01	Hazard - Potential Safety, Health or Environment Issue. Failure without warning.	In Service
SUBSTATION 01-SUBSTATION 01	Hazard - Potential Safety, Health or Environment Issue. Failure without warning.	In Service



SUBSTATION 02-SUBSTATION 02	Hazard - Potential Safety, Health or Environment Issue. Failure without warning.	In Service
SUBSTATION 02-SUBSTATION 02	Hazard - Potential Safety, Health or Environment Issue. Failure without warning.	In Service
SUBSTATION 02-SUBSTATION 02	Hazard - Potential Safety, Health or Environment Issue. Failure without warning.	In Service
SUBSTATION 03-SUBSTATION 03	Hazard - Potential Safety, Health or Environment Issue. Failure without warning.	In Service
SUBSTATION 04-SUBSTATION 04	Hazard - Potential Safety, Health or Environment Issue. Failure without warning.	In Service
SUBSTATION 05-SUBSTATION 05	Hazard - Potential Safety, Health or Environment Issue. Failure without warning.	In Service
SUBSTATION 05-SUBSTATION 05	Hazard - Potential Safety, Health or Environment Issue. Failure without warning.	In Service
SUBSTATION 06-SUBSTATION 06	Hazard - Potential Safety, Health or Environment Issue. Failure without warning.	In Service
SUBSTATION 06-SUBSTATION 06	Hazard - Potential Safety, Health or Environment Issue. Failure without warning.	In Service
SUBSTATION 07-SUBSTATION 07	Hazard - Potential Safety, Health or Environment Issue. Failure without warning.	In Service
SUBSTATION 07-SUBSTATION 07	Hazard - Potential Safety, Health or Environment Issue. Failure without warning.	In Service
SUBSTATION 08-SUBSTATION 08	Hazard - Potential Safety, Health or Environment Issue. Failure without warning.	In Service
SUBSTATION 08-SUBSTATION 08	Hazard - Potential Safety, Health or Environment Issue. Failure without warning.	In Service
SUBSTATION 09-ODOR CONTROL	Moderate Disruption. Portion of Operations lost. Moderate delay to restore.	In Service
SUBSTATION 09-ODOR CTRL FOG PUMP 1	High Disruption. Operations in critical area lost. Significant Delay to restore.	In Service
SUBSTATION 09-ODOR CTRL FOG PUMP 2	Moderate Disruption. Portion of Operations lost. Moderate delay to restore.	In Service
SUBSTATION 09-ODOR CTRL FOG PUMP 3	High Disruption. Operations in critical area lost. Significant Delay to restore.	In Service

SUBSTATION 09-ODOR CTRL FOG PUMP 4	High Disruption. Operations in critical area lost. Significant Delay to restore.	In Service
SUBSTATION 09-ODOR CTRL SOLUTION PMP 1	Moderate Disruption. Portion of Operations lost. Moderate delay to restore.	In Service
SUBSTATION 09-ODOR CTRL SOLUTION PMP 2	Moderate Disruption. Portion of Operations lost. Moderate delay to restore.	In Service
SUBSTATION 09-WATER BOOSTER PUMP	Minor Disruption. Repair to failure longer than trouble call.No operation impact	In Service
SUBSTATION 09-SUBSTATION 09	Hazard - Potential Safety, Health or Environment Issue. Failure without warning.	In Service
SUBSTATION 09-SUBSTATION 09	Hazard - Potential Safety, Health or Environment Issue. Failure without warning.	In Service
SUBSTATION 09-BACKFLOW PREVENTER EAST	Minor Disruption. Repair to failure longer than trouble call.No operation impact	In Service
SUBSTATION 09-BACKFLOW PREVENTER WEST	Moderate Disruption. Portion of Operations lost. Moderate delay to restore.	In Service
SUBSTATION 10-SUBSTATION 10	Hazard - Potential Safety, Health or Environment Issue. Failure without warning.	In Service
SUBSTATION 10-SUBSTATION 10	Hazard - Potential Safety, Health or Environment Issue. Failure without warning.	In Service
SUBSTATION 11-SUBSTATION 11	Hazard - Potential Safety, Health or Environment Issue. Failure without warning.	In Service
SUBSTATION 11-SUBSTATION 11	Hazard - Potential Safety, Health or Environment Issue. Failure without warning.	In Service
SUBSTATION 12-SUBSTATION 12	Hazard - Potential Safety, Health or Environment Issue. Failure without warning.	In Service
SUBSTATION 12-SUBSTATION 12	Hazard - Potential Safety, Health or Environment Issue. Failure without warning.	In Service
SUBSTATION 13-SUBSTATION 13	Hazard - Potential Safety, Health or Environment Issue. Failure without warning.	In Service
SUBSTATION 13-SUBSTATION 13	Hazard - Potential Safety, Health or Environment Issue. Failure without warning.	In Service
SUBSTATION 14-SUBSTATION 14	Hazard - Potential Safety, Health or Environment Issue. Failure without warning.	In Service

SUBSTATION 14-SUBSTATION 14	Hazard - Potential Safety, Health or Environment Issue. Failure without warning.	In Service
SUBSTATION 15-SUBSTATION 15	Hazard - Potential Safety, Health or Environment Issue. Failure without warning.	In Service
SUBSTATION 15-SUBSTATION 15	High Disruption. Operations in critical area lost. Significant Delay to restore.	In Service
SUBSTATION 16-SUBSTATION 16	Hazard - Potential Safety, Health or Environment Issue. Failure without warning.	In Service
SUBSTATION 16-SUBSTATION 16	Hazard - Potential Safety, Health or Environment Issue. Failure without warning.	In Service
SUBSTATION 17-SUBSTATION 17	Hazard - Potential Safety, Health or Environment Issue. Failure without warning.	In Service
SUBSTATION 17-SUBSTATION 17	Hazard - Potential Safety, Health or Environment Issue. Failure without warning.	In Service
SUBSTATION 18-SUBSTATION 18	Hazard - Potential Safety, Health or Environment Issue. Failure without warning.	In Service
SUBSTATION 18-SUBSTATION 18	Hazard - Potential Safety, Health or Environment Issue. Failure without warning.	In Service
SUBSTATION 19-SUBSTATION 19	Hazard - Potential Safety, Health or Environment Issue. Failure without warning.	In Service
SUBSTATION 19-SUBSTATION 19	Hazard - Potential Safety, Health or Environment Issue. Failure without warning.	In Service
SUBSTATION 20-SUBSTATION 20	Hazard - Potential Safety, Health or Environment Issue. Failure without warning.	In Service
SUBSTATION 20-SUBSTATION 20	Hazard - Potential Safety, Health or Environment Issue. Failure without warning.	In Service
SUBSTATION 17A-SUBSTATION 17A	Hazard - Potential Safety, Health or Environment Issue. Failure without warning.	In Service
SUBSTATION 18A-SUBSTATION 18A	Hazard - Potential Safety, Health or Environment Issue. Failure without warning.	In Service
SUBSTATION 18A-SUBSTATION 18A	Hazard - Potential Safety, Health or Environment Issue. Failure without warning.	In Service
SUBSTATION 07A-SUBSTATION 07A	Hazard - Potential Safety, Health or Environment Issue. Failure without warning.	In Service

SUBSTATION 08B-SUBSTATION 08B	High Disruption. Operations in critical area lost. Significant Delay to restore.	In Service
FUEL STOR TANK-PIT SUMP PUMP	Failure should not affect of Safety, Health, Environment or Operations.	In Service
FUEL STOR TANK-DIESEL FUEL TRANSFER PUMP 1	Minor Disruption. Repair to failure longer than trouble call.No operation impact	In Service
FUEL STOR TANK-DIESEL FUEL TRANSFER PUMP 2	Minor Disruption. Repair to failure longer than trouble call.No operation impact	In Service
FUEL STOR TANK-EMD METER	Minor Disruption. Repair to failure longer than trouble call.No operation impact	In Service
FUEL STOR TANK-FUEL FILLING STATION PUMP 1	Moderate Disruption. Portion of Operations lost. Moderate delay to restore.	In Service
FUEL STOR TANK-FUEL FILLING STATION PUMP 2	Failure should not affect of Safety, Health, Environment or Operations.	In Service
FUEL STOR TANK-FUEL STORAGE TANK 1	Minor Disruption. Repair to failure longer than trouble call.No operation impact	In Service
FUEL STOR TANK-FUEL STORAGE TANK 2	Moderate Disruption. Portion of Operations lost. Moderate delay to restore.	In Service
FUEL STOR TANK-FUEL STORAGE TANK 3	Moderate Disruption. Portion of Operations lost. Moderate delay to restore.	In Service
FUEL STOR TANK-FUEL STORAGE TANK 4	Moderate Disruption. Portion of Operations lost. Moderate delay to restore.	In Service
FUEL STOR TANK-FUEL STORAGE TANK FUEL SUPPLY	Failure should not affect of Safety, Health, Environment or Operations.	In Service
FUEL STOR TANK-TRANSFORMER 1	Minor Disruption. Repair to failure longer than trouble call.No operation impact	In Service
FUEL STOR TANK-TRANSFORMER 2	Minor Disruption. Repair to failure longer than trouble call.No operation impact	In Service
FUEL STOR TANK-WATER/FUEL SEPARATOR SUMP PUMP	Minor Disruption. Repair to failure longer than trouble call.No operation impact	In Service
FUEL STOR TANK-WATER/FUELSEPARATOR TANK	Failure should not affect of Safety, Health, Environment or Operations.	In Service
SUBSTATION 09A-SUBSTATION 09A	Hazard - Potential Safety, Health or Enviroment Issue. Failure without warning.	In Service
SUBSTATION 09A-SUBSTATION 09A	High Disruption. Operations in critical area lost. Significant Delay to restore.	In Service

SUBSTATION 10B-SUBSTATION 10B	Hazard - Potential Safety, Health or Environment Issue. Failure without warning.	In Service
SUBSTATION 19A-SUBSTATION 19A	Hazard - Potential Safety, Health or Environment Issue. Failure without warning.	In Service
SUBSTATION 20B-SUBSTATION 20B	Hazard - Potential Safety, Health or Environment Issue. Failure without warning.	In Service
EFF REUSE FLTRS-EFF REUSE FILTER CONTACT CHAM 1	Moderate Disruption. Portion of Operations lost. Moderate delay to restore.	In Service
EFF REUSE FLTRS-EFF REUSE FILTER CONTACT CHAM 12	Moderate Disruption. Portion of Operations lost. Moderate delay to restore.	In Service
EFF REUSE FLTRS-EFF REUSE FILTER CONTACT CHAM 2	Moderate Disruption. Portion of Operations lost. Moderate delay to restore.	In Service
EFF REUSE FLTRS-EFFLUENT REUSE FILTER 1	Moderate Disruption. Portion of Operations lost. Moderate delay to restore.	In Service
EFF REUSE FLTRS-EFFLUENT REUSE FILTER 12	Moderate Disruption. Portion of Operations lost. Moderate delay to restore.	In Service
EFF REUSE FLTRS-EFFLUENT REUSE FILTER 2	Moderate Disruption. Portion of Operations lost. Moderate delay to restore.	In Service
EFF REUSE FLTRS-EFF REUSE FILTER FLOW METER	Moderate Disruption. Portion of Operations lost. Moderate delay to restore.	In Service
EFF REUSE FLTRS-EFF REUSE PUMP 1	Moderate Disruption. Portion of Operations lost. Moderate delay to restore.	In Service
EFF REUSE FLTRS-EFF REUSE PUMP 2	Moderate Disruption. Portion of Operations lost. Moderate delay to restore.	In Service
EFF REUSE FLTRS-EFF REUSE PUMP 3	Moderate Disruption. Portion of Operations lost. Moderate delay to restore.	In Service
EFF REUSE FLTRS-EFF REUSE PUMP 4	Moderate Disruption. Portion of Operations lost. Moderate delay to restore.	In Service
EFF REUSE FLTRS-EFF REUSE PUMP 5	Moderate Disruption. Portion of Operations lost. Moderate delay to restore.	In Service
EFF REUSE-BACKFLOW PREVENTER	Moderate Disruption. Portion of Operations lost. Moderate delay to restore.	In Service
STORM SEWER STATION 1-STORM SEWER PUMP 1	Minor Disruption. Repair to failure longer than trouble call.No operation impact	In Service

STORM SEWER STATION 2-STORM SEWER PUMP 1	Minor Disruption. Repair to failure longer than trouble call.No operation impact	In Service
STORM SEWER STATION 3-STORM SEWER PUMP 1	Minor Disruption. Repair to failure longer than trouble call.No operation impact	In Service
STORM SEWER STATION 4-STORM SEWER PUMP 1	Minor Disruption. Repair to failure longer than trouble call.No operation impact	In Service
STORM SEWER STATION 5-STORM SEWER PUMP 1	Minor Disruption. Repair to failure longer than trouble call.No operation impact	In Service
STORM SEWER STATION 6-STORM SEWER PUMP 1	Minor Disruption. Repair to failure longer than trouble call.No operation impact	In Service
STORM SEWER STATION 6-STORM SEWER PUMP 2	Minor Disruption. Repair to failure longer than trouble call.No operation impact	In Service
OUTFALL BEACH STRUCTURE-EFF RESIDUAL SAMPLE PUMP	Failure should not affect of Safety, Health, Environment or Operations.	In Service
OUTFALL BEACH STRUCTURE-SAMPLE PUMP 1	Failure should not affect of Safety, Health, Environment or Operations.	In Service
OUTFALL BEACH STRUCTURE-STEPDOWN TRANSFORMER	Failure should not affect of Safety, Health, Environment or Operations.	In Service
GRIT BLDG 1-GRIT CHAMBER NORTH	High Disruption. Operations in critical area lost. Significant Delay to restore.	In Service
GRIT BLDG 1-GRIT CHAMBER SOUTH	High Disruption. Operations in critical area lost. Significant Delay to restore.	In Service
GRIT BLDG 1-GRIT COLLECTOR NORTH	High Disruption. Operations in critical area lost. Significant Delay to restore.	In Service
GRIT BLDG 1-GRIT COLLECTOR SOUTH	High Disruption. Operations in critical area lost. Significant Delay to restore.	In Service
GRIT BLDG 1-GRIT HOPPER HYDRAULIC UNIT NORTH	Failure should not affect of Safety, Health, Environment or Operations.	In Service
GRIT BLDG 1-GRIT HOPPER HYDRAULIC UNIT SOUTH	Failure should not affect of Safety, Health, Environment or Operations.	In Service
GRIT BLDG 1-GRIT SCREW CONVEYOR NORTH	High Disruption. Operations in critical area lost. Significant Delay to restore.	In Service
GRIT BLDG 1-GRIT SCREW CONVEYOR SOUTH	High Disruption. Operations in critical area lost. Significant Delay to restore.	In Service
GRIT BLDG 1-SUMP PUMP EAST	Minor Disruption. Repair to failure longer than trouble call.No operation impact	In Service

GRIT BLDG 1-SUMP PUMP NORTH	Minor Disruption. Repair to failure longer than trouble call.No operation impact	In Service
GRIT BLDG 1-SUMP PUMP SOUTH	Minor Disruption. Repair to failure longer than trouble call.No operation impact	In Service
GRIT BLDG 1-GRIT CHAMBER DEWTR PMP NORTH	Minor Disruption. Repair to failure longer than trouble call.No operation impact	In Service
GRIT BLDG 1-GRIT CHAMBER DEWTR PMP SOUTH	Minor Disruption. Repair to failure longer than trouble call.No operation impact	In Service
GRIT BLDG 1-SEPTAGE PUMP 1	High Disruption. Operations in critical area lost. Significant Delay to restore.	In Service
GRIT BLDG 1-SEPTAGE PUMP 2	High Disruption. Operations in critical area lost. Significant Delay to restore.	In Service
GRIT BLDG 1-AIR SCRUBBER	Moderate Disruption. Portion of Operations lost. Moderate delay to restore.	In Service
GRIT BLDG 1-SEPTAGE PUMP CONTROL PANEL	High Disruption. Operations in critical area lost. Significant Delay to restore.	In Service
GRIT BLDG 1-FLUSHING WATER	Minor Disruption. Repair to failure longer than trouble call.No operation impact	In Service
GRIT BLDG 1-CHLORINE SOLUTION	Failure should not affect of Safety, Health, Environment or Operations.	In Service
GRIT BLDG 1-AERATION BLOWER 1	Moderate Disruption. Portion of Operations lost. Moderate delay to restore.	In Service
GRIT BLDG 1-AERATION BLOWER 2	Moderate Disruption. Portion of Operations lost. Moderate delay to restore.	In Service
GRIT BLDG 1-AERATION ISOLATION	Moderate Disruption. Portion of Operations lost. Moderate delay to restore.	In Service
GRIT BLDG 1-MAIN FEEDER BREAKER	High Disruption. Operations in critical area lost. Significant Delay to restore.	In Service
GRIT BLDG 1-MOTOR CONTROL CENTER	High Disruption. Operations in critical area lost. Significant Delay to restore.	In Service
GRIT BLDG 1-MAIN FEEDER BREAKER	High Disruption. Operations in critical area lost. Significant Delay to restore.	In Service
PLANT 1 GRIT BLDG-FIRE ALARM PANEL	Moderate Disruption. Portion of Operations lost. Moderate delay to restore.	In Service

SEPTAGE UNLOADING ST SCUM BARSCREEN	High Disruption. Operations in critical area lost. Significant Delay to restore.	In Service
SEPTAGE UNLOADING ST-STEPDOWN TRANSFORMER	High Disruption. Operations in critical area lost. Significant Delay to restore.	In Service
SEPTAGE UNLOADING ST-ROLL UP DOOR 1	Failure should not affect of Safety, Health, Environment or Operations.	In Service
SEPTAGE UNLOADING ST-ROLL UP DOOR 2	Failure should not affect of Safety, Health, Environment or Operations.	In Service
SEPTAGE UNLOADING ST-ROLL UP DOOR 3	Failure should not affect of Safety, Health, Environment or Operations.	In Service
SEPTAGE UNLOADING ST-ROLL UP DOOR 4	Failure should not affect of Safety, Health, Environment or Operations.	In Service
SEPTAGE UNLOADING ST-ROLL UP DOOR 5	Failure should not affect of Safety, Health, Environment or Operations.	In Service
SEPTAGE UNLOADING ST-ROLL UP DOOR 6	Failure should not affect of Safety, Health, Environment or Operations.	In Service
SEPTAGE UNLOADING ST-ROLL UP DOOR 7	Failure should not affect of Safety, Health, Environment or Operations.	In Service
SEPTAGE UNLOADING ST-ROLL UP DOOR 8	Failure should not affect of Safety, Health, Environment or Operations.	In Service
AIR SCRUB BLDG 1-SUMP PUMP 1	Moderate Disruption. Portion of Operations lost. Moderate delay to restore.	In Service
AIR SCRUB BLDG 1-SUMP PUMP 2	High Disruption. Operations in critical area lost. Significant Delay to restore.	In Service
AIR SCRUB BLDG 1-BLEACH FEED PUMP STANDBY	Moderate Disruption. Portion of Operations lost. Moderate delay to restore.	In Service
AIR SCRUB BLDG 1-BLEACH FEED PUMP SCRUBBER 1	Moderate Disruption. Portion of Operations lost. Moderate delay to restore.	In Service
AIR SCRUB BLDG 1-BLEACH FEED PUMP SCRUBBER 2	Moderate Disruption. Portion of Operations lost. Moderate delay to restore.	In Service
AIR SCRUB BLDG 1-BLEACH FEED PUMP SCRUBBER 3	Moderate Disruption. Portion of Operations lost. Moderate delay to restore.	In Service
AIR SCRUB BLDG 1-CAUSTIC SODA FEED PUMP STANDBY	Moderate Disruption. Portion of Operations lost. Moderate delay to restore.	In Service
AIR SCRUB BLDG 1-CAUSTIC SODA FEED PUMP SCRUB 1	Moderate Disruption. Portion of Operations lost. Moderate delay to restore.	In Service
AIR SCRUB BLDG 1-CAUSTIC SODA FEED PUMP SCRUB 2	Moderate Disruption. Portion of Operations lost. Moderate delay to restore.	In Service



AIR SCRUB BLDG 1-CAUSTIC SODA FEED PUMP SCRUB 3	Moderate Disruption. Portion of Operations lost. Moderate delay to restore.	In Service
AIR SCRUB BLDG 1-POLY PHOS FEED PUMP SCRUBBER 123	Minor Disruption. Repair to failure longer than trouble call.No operation impact	In Service
AIR SCRUB BLDG 1-PACKED TOWER 1	High Disruption. Operations in critical area lost. Significant Delay to restore.	In Service
AIR SCRUB BLDG 1-PACKED TOWER 2	Moderate Disruption. Portion of Operations lost. Moderate delay to restore.	In Service
AIR SCRUB BLDG 1-PACKED TOWER 3	Moderate Disruption. Portion of Operations lost. Moderate delay to restore.	In Service
AIR SCRUB BLDG 1-SCRUBBER 1 CHEM RECIRC PUMP 1	Moderate Disruption. Portion of Operations lost. Moderate delay to restore.	In Service
AIR SCRUB BLDG 1-SCRUBBER 1 CHEM RECIRC PUMP 2	Moderate Disruption. Portion of Operations lost. Moderate delay to restore.	In Service
AIR SCRUB BLDG 1-SCRUBBER 2 CHEM RECIRC PUMP 1	Moderate Disruption. Portion of Operations lost. Moderate delay to restore.	In Service
AIR SCRUB BLDG 1-SCRUBBER 2 CHEM RECIRC PUMP 2	Moderate Disruption. Portion of Operations lost. Moderate delay to restore.	In Service
AIR SCRUB BLDG 1-SCRUBBER 3 CHEM RECIRC PUMP 1	Moderate Disruption. Portion of Operations lost. Moderate delay to restore.	In Service
AIR SCRUB BLDG 1-SCRUBBER 3 CHEM RECIRC PUMP 2	Moderate Disruption. Portion of Operations lost. Moderate delay to restore.	In Service
AIR SCRUB BLDG 1-SCRUBBER BLOWER 1	High Disruption. Operations in critical area lost. Significant Delay to restore.	In Service
AIR SCRUB BLDG 1-SCRUBBER BLOWER 2	High Disruption. Operations in critical area lost. Significant Delay to restore.	In Service
AIR SCRUB BLDG 1-STORAGE TANK 1 BLEACH	High Disruption. Operations in critical area lost. Significant Delay to restore.	In Service
AIR SCRUB BLDG 1-STORAGE TANK 2 CAUSTIC SODA	Moderate Disruption. Portion of Operations lost. Moderate delay to restore.	In Service
AIR SCRUB BLDG 1-EXHAUST FAN 1	Minor Disruption. Repair to failure longer than trouble call.No operation impact	In Service
AIR SCRUB BLDG 1-MOTOR CONTROL CENTER	Moderate Disruption. Portion of Operations lost. Moderate delay to restore.	In Service

AIR SCRUB BLDG 1-BLEACH EYE WASH/SHOWER	High Disruption. Operations in critical area lost. Significant Delay to restore.	In Service
AIR SCRUB BLDG 1-BACKFLOW PREVENTER	Minor Disruption. Repair to failure longer than trouble call.No operation impact	In Service
AIR SCRUB BLDG 1-CAUSTIC EYE WASH/SHOWER	Moderate Disruption. Portion of Operations lost. Moderate delay to restore.	In Service
AIR SCRUB BLDG 1-STORAGE TANK EYE WASH/SHOWER	High Disruption. Operations in critical area lost. Significant Delay to restore.	In Service
AIR SCRUBBER BUILDIG 1-FIRE ALARM PANEL	High Disruption. Operations in critical area lost. Significant Delay to restore.	In Service
AIR SCRUB BLDG 3-SUMP PUMP 1	High Disruption. Operations in critical area lost. Significant Delay to restore.	In Service
AIR SCRUB BLDG 3-SUMP PUMP 2	High Disruption. Operations in critical area lost. Significant Delay to restore.	In Service
AIR SCRUB BLDG 3-BLEACH FEED PUMP STANDBY	Moderate Disruption. Portion of Operations lost. Moderate delay to restore.	In Service
AIR SCRUB BLDG 3-BLEACH FEED PUMP SCRUBBER 1	Moderate Disruption. Portion of Operations lost. Moderate delay to restore.	In Service
AIR SCRUB BLDG 3-BLEACH FEED PUMP SCRUBBER 2	Moderate Disruption. Portion of Operations lost. Moderate delay to restore.	In Service
AIR SCRUB BLDG 3-BLEACH FEED PUMP SCRUBBER 3	Moderate Disruption. Portion of Operations lost. Moderate delay to restore.	In Service
AIR SCRUB BLDG 3-CAUSTIC SODA FEED PUMP STANDBY	Moderate Disruption. Portion of Operations lost. Moderate delay to restore.	In Service
AIR SCRUB BLDG 3-CAUSTIC SODA FEED PUMP SCRUB 1	Moderate Disruption. Portion of Operations lost. Moderate delay to restore.	In Service
AIR SCRUB BLDG 3-CAUSTIC SODA FEED PUMP SCRUB 2	Moderate Disruption. Portion of Operations lost. Moderate delay to restore.	In Service
AIR SCRUB BLDG 3-CAUSTIC SODA FEED PUMP SCRUB 3	Moderate Disruption. Portion of Operations lost. Moderate delay to restore.	In Service
AIR SCRUB BLDG 3-POLY PHOS FEED PUMP SCRUBBER 123	Moderate Disruption. Portion of Operations lost. Moderate delay to restore.	In Service
AIR SCRUB BLDG 3-PACKED TOWER 1	Moderate Disruption. Portion of Operations lost. Moderate delay to restore.	In Service

AIR SCRUB BLDG 3-PACKED TOWER 2	High Disruption. Operations in critical area lost. Significant Delay to restore.	In Service
AIR SCRUB BLDG 3-PACKED TOWER 3	Minor Disruption. Repair to failure longer than trouble call.No operation impact	In Service
AIR SCRUB BLDG 3-SCRUBBER 1 CHEM RECIRC PUMP 1	Moderate Disruption. Portion of Operations lost. Moderate delay to restore.	In Service
AIR SCRUB BLDG 3-SCRUBBER 1 CHEM RECIRC PUMP 2	Moderate Disruption. Portion of Operations lost. Moderate delay to restore.	In Service
AIR SCRUB BLDG 3-SCRUBBER 2 CHEM RECIRC PUMP 1	Moderate Disruption. Portion of Operations lost. Moderate delay to restore.	In Service
AIR SCRUB BLDG 3-SCRUBBER 2 CHEM RECIRC PUMP 2	Moderate Disruption. Portion of Operations lost. Moderate delay to restore.	In Service
AIR SCRUB BLDG 3-SCRUBBER 3 CHEM RECIRC PUMP 1	Moderate Disruption. Portion of Operations lost. Moderate delay to restore.	In Service
AIR SCRUB BLDG 3-SCRUBBER 3 CHEM RECIRC PUMP 2	Moderate Disruption. Portion of Operations lost. Moderate delay to restore.	In Service
AIR SCRUB BLDG 3-SCRUBBER BLOWER 1	Moderate Disruption. Portion of Operations lost. Moderate delay to restore.	In Service
AIR SCRUB BLDG 3-SCRUBBER BLOWER 2	Moderate Disruption. Portion of Operations lost. Moderate delay to restore.	In Service
AIR SCRUB BLDG 3-STORAGE TANK 1 BLEACH	Moderate Disruption. Portion of Operations lost. Moderate delay to restore.	In Service
AIR SCRUB BLDG 3-STORAGE TANK 2 CAUSTIC SODA	Moderate Disruption. Portion of Operations lost. Moderate delay to restore.	In Service
AIR SCRUB BLDG 3-EXHAUST FAN 1	Minor Disruption. Repair to failure longer than trouble call.No operation impact	In Service
AIR SCRUB BLDG 3-MOTOR CONTROL CENTER	Moderate Disruption. Portion of Operations lost. Moderate delay to restore.	In Service
AIR SCRUB BLDG 3-BLEACH EYE WASH/SHOWER	Moderate Disruption. Portion of Operations lost. Moderate delay to restore.	In Service
AIR SCRUB BLDG 3-CAUSTIC EYE WASH/SHOWER	High Disruption. Operations in critical area lost. Significant Delay to restore.	In Service
AIR SCRUB BLDG 3-STORAGE TANK EYE WASH/SHOWER	High Disruption. Operations in critical area lost. Significant Delay to restore.	In Service

AIR SCRUBBER BUILDING 3-FIRE ALARM PANEL	High Disruption. Operations in critical area lost. Significant Delay to restore.	In Service
O2 PLANT 1-MOTOR CONTROL CENTER A	Hazard - Potential Safety, Health or Environment Issue. Failure without warning.	In Service
O2 PLANT 1-PLANT 1	Hazard - Potential Safety, Health or Environment Issue. Failure without warning.	In Service
O2 PLANT 1-PLANT 1	Hazard - Potential Safety, Health or Environment Issue. Failure without warning.	In Service
O2 PLANT 1-PLANT 1	Hazard - Potential Safety, Health or Environment Issue. Failure without warning.	In Service
O2 PLANT 1-PLANT 1	Hazard - Potential Safety, Health or Environment Issue. Failure without warning.	In Service
O2 PLANT 1-PLANT 1	Hazard - Potential Safety, Health or Environment Issue. Failure without warning.	In Service
O2 PLANT 1-PLANT 1	Hazard - Potential Safety, Health or Environment Issue. Failure without warning.	In Service
O2 PLANT 1-PLANT 1	Hazard - Potential Safety, Health or Environment Issue. Failure without warning.	In Service
O2 PLANT 1-PLANT 1	Hazard - Potential Safety, Health or Environment Issue. Failure without warning.	In Service
O2 TRAIN 1-PURGE BLOWER 1	High Disruption. Operations in critical area lost. Significant Delay to restore.	In Service
O2 TRAIN 1-OXYGEN FLOW	High Disruption. Operations in critical area lost. Significant Delay to restore.	In Service
O2 TRAIN 1-OXYGEN INSTRUMENTATION SYSTEM	High Disruption. Operations in critical area lost. Significant Delay to restore.	In Service
O2 TRAIN 1-OXYGENATION TRAIN 1 MIXER 11	High Disruption. Operations in critical area lost. Significant Delay to restore.	In Service
O2 TRAIN 1-OXYGENATION TRAIN 1 MIXER 12	High Disruption. Operations in critical area lost. Significant Delay to restore.	In Service
O2 TRAIN 1-OXYGENATION TRAIN 1 MIXER 21	High Disruption. Operations in critical area lost. Significant Delay to restore.	In Service
O2 TRAIN 1-OXYGENATION TRAIN 1 MIXER 22	High Disruption. Operations in critical area lost. Significant Delay to restore.	In Service
O2 TRAIN 1-OXYGENATION TRAIN 1 MIXER 31	High Disruption. Operations in critical area lost. Significant Delay to restore.	In Service

O2 TRAIN 1-OXYGENATION TRAIN 1 MIXER 32	High Disruption. Operations in critical area lost. Significant Delay to restore.	In Service
O2 TRAIN 1-OXYGENATION TRAIN 1 MIXER 41	High Disruption. Operations in critical area lost. Significant Delay to restore.	In Service
O2 TRAIN 1-OXYGENATION TRAIN 1 MIXER 42	High Disruption. Operations in critical area lost. Significant Delay to restore.	In Service
O2 TRAIN 1-OXYGENATION TRAIN 1 MIXER 51	High Disruption. Operations in critical area lost. Significant Delay to restore.	In Service
O2 TRAIN 1-OXYGENATION TRAIN 1 MIXER 52	High Disruption. Operations in critical area lost. Significant Delay to restore.	In Service
O2 TRAIN 1-OXYGENATION TRAIN 1 MIXER 61	High Disruption. Operations in critical area lost. Significant Delay to restore.	In Service
O2 TRAIN 1-OXYGENATION TRAIN 1 MIXER 62	High Disruption. Operations in critical area lost. Significant Delay to restore.	In Service
O2 TRAIN 1-PURGE BLOWER 1	High Disruption. Operations in critical area lost. Significant Delay to restore.	In Service
O2 TRAIN 1-PRESSURE RELIEF	High Disruption. Operations in critical area lost. Significant Delay to restore.	In Service
O2 TRAIN 1-RETURN SLUDGE	Moderate Disruption. Portion of Operations lost. Moderate delay to restore.	In Service
O2 TRAIN 1-OXYGENATION TRAIN 1	High Disruption. Operations in critical area lost. Significant Delay to restore.	In Service
AERATION TANKS-HURRICANE PUMP	Moderate Disruption. Portion of Operations lost. Moderate delay to restore.	In Service
AERATION TANKS-AERATION TANKS	Failure should not affect of Safety, Health, Environment or Operations.	In Service
O2 TRAIN 2-PURGE BLOWER 2	High Disruption. Operations in critical area lost. Significant Delay to restore.	In Service
O2 TRAIN 2-OXYGEN FLOW	High Disruption. Operations in critical area lost. Significant Delay to restore.	In Service
O2 TRAIN 2-OXYGEN INSTRUMENTATION SYSTEM	High Disruption. Operations in critical area lost. Significant Delay to restore.	In Service
O2 TRAIN 2-OXYGENATION TRAIN 2 MIXER 11	High Disruption. Operations in critical area lost. Significant Delay to restore.	In Service

O2 TRAIN 2-OXYGENATION TRAIN 2 MIXER 12	High Disruption. Operations in critical area lost. Significant Delay to restore.	In Service
O2 TRAIN 2-OXYGENATION TRAIN 2 MIXER 21	High Disruption. Operations in critical area lost. Significant Delay to restore.	In Service
O2 TRAIN 2-OXYGENATION TRAIN 2 MIXER 22	High Disruption. Operations in critical area lost. Significant Delay to restore.	In Service
O2 TRAIN 2-OXYGENATION TRAIN 2 MIXER 31	High Disruption. Operations in critical area lost. Significant Delay to restore.	In Service
O2 TRAIN 2-OXYGENATION TRAIN 2 MIXER 32	High Disruption. Operations in critical area lost. Significant Delay to restore.	In Service
O2 TRAIN 2-OXYGENATION TRAIN 2 MIXER 41	High Disruption. Operations in critical area lost. Significant Delay to restore.	In Service
O2 TRAIN 2-OXYGENATION TRAIN 2 MIXER 42	High Disruption. Operations in critical area lost. Significant Delay to restore.	In Service
O2 TRAIN 2-OXYGENATION TRAIN 2 MIXER 51	High Disruption. Operations in critical area lost. Significant Delay to restore.	In Service
O2 TRAIN 2-OXYGENATION TRAIN 2 MIXER 52	Moderate Disruption. Portion of Operations lost. Moderate delay to restore.	In Service
O2 TRAIN 2-OXYGENATION TRAIN 2 MIXER 61	High Disruption. Operations in critical area lost. Significant Delay to restore.	In Service
O2 TRAIN 2-OXYGENATION TRAIN 2 MIXER 62	High Disruption. Operations in critical area lost. Significant Delay to restore.	In Service
O2 TRAIN 2-PRESSURE RELIEF	High Disruption. Operations in critical area lost. Significant Delay to restore.	In Service
O2 TRAIN 2-RETURN SLUDGE	Moderate Disruption. Portion of Operations lost. Moderate delay to restore.	In Service
O2 TRAIN 2-OXYGENATION TRAIN 2	High Disruption. Operations in critical area lost. Significant Delay to restore.	In Service
O2 TRAIN 3-BARSCREEN 1	High Disruption. Operations in critical area lost. Significant Delay to restore.	In Service
O2 TRAIN 3-PURGE BLOWER 3	High Disruption. Operations in critical area lost. Significant Delay to restore.	In Service
O2 TRAIN 3-OXYGEN FLOW	Hazard - Potential Safety, Health or Environment Issue. Failure without warning.	In Service

O2 TRAIN 3-OXYGENATION TRAIN 3 MIXER 11	High Disruption. Operations in critical area lost. Significant Delay to restore.	In Service
O2 TRAIN 3-OXYGENATION TRAIN 3 MIXER 12	High Disruption. Operations in critical area lost. Significant Delay to restore.	In Service
O2 TRAIN 3-OXYGENATION TRAIN 3 MIXER 21	High Disruption. Operations in critical area lost. Significant Delay to restore.	In Service
O2 TRAIN 3-OXYGENATION TRAIN 3 MIXER 22	High Disruption. Operations in critical area lost. Significant Delay to restore.	In Service
O2 TRAIN 3-OXYGENATION TRAIN 3 MIXER 31	High Disruption. Operations in critical area lost. Significant Delay to restore.	In Service
O2 TRAIN 3-OXYGENATION TRAIN 3 MIXER 32	High Disruption. Operations in critical area lost. Significant Delay to restore.	In Service
O2 TRAIN 3-OXYGENATION TRAIN 3 MIXER 41	High Disruption. Operations in critical area lost. Significant Delay to restore.	In Service
O2 TRAIN 3-OXYGENATION TRAIN 3 MIXER 42	High Disruption. Operations in critical area lost. Significant Delay to restore.	In Service
O2 TRAIN 3-OXYGENATION TRAIN 3 MIXER 51	High Disruption. Operations in critical area lost. Significant Delay to restore.	In Service
O2 TRAIN 3-OXYGENATION TRAIN 3 MIXER 52	High Disruption. Operations in critical area lost. Significant Delay to restore.	In Service
O2 TRAIN 3-OXYGENATION TRAIN 3 MIXER 61	High Disruption. Operations in critical area lost. Significant Delay to restore.	In Service
O2 TRAIN 3-OXYGENATION TRAIN 3 MIXER 62	High Disruption. Operations in critical area lost. Significant Delay to restore.	In Service
O2 TRAIN 3-OXYGEN INSTRUMENTATION SYSTEM	High Disruption. Operations in critical area lost. Significant Delay to restore.	In Service
O2 TRAIN 3-PRESSURE RELIEF	High Disruption. Operations in critical area lost. Significant Delay to restore.	In Service
O2 TRAIN 3-RETURN SLUDGE	Moderate Disruption. Portion of Operations lost. Moderate delay to restore.	In Service
O2 TRAIN 3-OXYGENATION TRAIN 3	High Disruption. Operations in critical area lost. Significant Delay to restore.	In Service
CONTROL BLDG- SAMPLE PUMP 1	Moderate Disruption. Portion of Operations lost. Moderate delay to restore.	In Service

CONTROL BLDG- SAMPLE PUMP 2	Moderate Disruption. Portion of Operations lost. Moderate delay to restore.	In Service
CONTROL BLDG-MOTOR CONTROL CENTER A	High Disruption. Operations in critical area lost. Significant Delay to restore.	In Service
CONTROL BLDG-MOTOR CONTROL CENTER B	Moderate Disruption. Portion of Operations lost. Moderate delay to restore.	In Service
PLANT 1 OASIS CONTROL BLDG-FIRE ALARM PANEL	Moderate Disruption. Portion of Operations lost. Moderate delay to restore.	In Service
RTN SLDG FINAL SETTLING TANKS-AERATION DIFFUSER	Moderate Disruption. Portion of Operations lost. Moderate delay to restore.	In Service
EFFLUENT CHANNEL CHLORINE ANALYZER	High Disruption. Operations in critical area lost. Significant Delay to restore.	In Service
FINAL SETTLING TNK 1-FINAL SETTLING TANK 1	Moderate Disruption. Portion of Operations lost. Moderate delay to restore.	In Service
FINAL SETTLING TNK 1-SCUM TROUGH	Minor Disruption. Repair to failure longer than trouble call.No operation impact	In Service
FINAL SETTLING TNK 1-FINAL SETTLING TANK 1	Minor Disruption. Repair to failure longer than trouble call.No operation impact	In Service
FINAL SETTLING TNK 2-FINAL SETTLING TANK 2	Moderate Disruption. Portion of Operations lost. Moderate delay to restore.	In Service
FINAL SETTLING TNK 2-FINAL SETTLING TANK 2	Minor Disruption. Repair to failure longer than trouble call.No operation impact	In Service
FINAL SETTLING TNK 3-FINAL SETTLING TANK 3	Moderate Disruption. Portion of Operations lost. Moderate delay to restore.	In Service
FINAL SETTLING TNK 3-FINAL SETTLING TANK 3	Minor Disruption. Repair to failure longer than trouble call.No operation impact	In Service
FINAL SETTLING TNK 4-FINAL SETTLING TANK 4	Moderate Disruption. Portion of Operations lost. Moderate delay to restore.	In Service
FINAL SETTLING TNK 4-FINAL SETTLING TANK 4	Minor Disruption. Repair to failure longer than trouble call.No operation impact	In Service
FINAL SETTLING TNK 5-FINAL SETTLING TANK 5	Moderate Disruption. Portion of Operations lost. Moderate delay to restore.	In Service
FINAL SETTLING TNK 5-FINAL SETTLING TANK 5	Minor Disruption. Repair to failure longer than trouble call.No operation impact	In Service



FINAL SETTLING TNK 6-SCUM BARSCREEN 1	Minor Disruption. Repair to failure longer than trouble call.No operation impact	In Service
FINAL SETTLING TNK 6-FINAL SETTLING TANK 6	Moderate Disruption. Portion of Operations lost. Moderate delay to restore.	In Service
FINAL SETTLING TNK 6-SCUM PUMP 1	Minor Disruption. Repair to failure longer than trouble call.No operation impact	In Service
FINAL SETTLING TNK 6-SCUM PUMP 2	Minor Disruption. Repair to failure longer than trouble call.No operation impact	In Service
FINAL SETTLING TNK 6-FINAL SETTLING TANK 6	Minor Disruption. Repair to failure longer than trouble call.No operation impact	In Service
RTN SLDG ST1-SUMP PUMP 1	Minor Disruption. Repair to failure longer than trouble call.No operation impact	In Service
RTN SLDG ST1-RETURN SLUDGE DISCHARGE MANIFOLD		In Service
RTN SLDG ST1-RETURN SLUDGE PUMP 1	High Disruption. Operations in critical area lost. Significant Delay to restore.	In Service
RTN SLDG ST1-RETURN SLUDGE PUMP 2	High Disruption. Operations in critical area lost. Significant Delay to restore.	In Service
RTN SLDG ST1-RETURN SLUDGE PUMP 3	High Disruption. Operations in critical area lost. Significant Delay to restore.	In Service
RTN SLDG ST1-RETURN SLUDGE PUMP 4	High Disruption. Operations in critical area lost. Significant Delay to restore.	In Service
RTN SLDG ST1-RETURN SLUDGE SUCTION MANIFOLD	Minor Disruption. Repair to failure longer than trouble call.No operation impact	In Service
RETURN SLUGE STA 1/PLANT 1 SEAL WATER CONTROL SYSTEM	Minor Disruption. Repair to failure longer than trouble call.No operation impact	In Service
RTN SLDG ST1-SEAL WATER PUMP 1	Minor Disruption. Repair to failure longer than trouble call.No operation impact	In Service
RTN SLDG ST1-SEAL WATER PUMP 2	Minor Disruption. Repair to failure longer than trouble call.No operation impact	In Service
RTN SLDG ST1-SEAL WATER TANK	Minor Disruption. Repair to failure longer than trouble call.No operation impact	In Service
RTN SLDG ST1-MOTOR CONTROL CENTER 1	Moderate Disruption. Portion of Operations lost. Moderate delay to restore.	In Service

RTN SLDG ST1-POWER & LIGHTING PANEL 1	Moderate Disruption. Portion of Operations lost. Moderate delay to restore.	In Service
RTN SLDG ST1-FIRE ALARM PANEL	Minor Disruption. Repair to failure longer than trouble call.No operation impact	In Service
RTN SLDG ST2-SUMP PUMP 1	Minor Disruption. Repair to failure longer than trouble call.No operation impact	In Service
RTN SLDG ST2-RETURN SLUDGE DISCHARGE MANIFOLD		In Service
RTN SLDG ST2-RETURN SLUDGE PUMP 5	High Disruption. Operations in critical area lost. Significant Delay to restore.	In Service
RTN SLDG ST2-RETURN SLUDGE PUMP 6	High Disruption. Operations in critical area lost. Significant Delay to restore.	In Service
RTN SLDG ST2-RETURN SLUDGE PUMP 7	High Disruption. Operations in critical area lost. Significant Delay to restore.	In Service
RTN SLDG ST2-RETURN SLUDGE PUMP 8	High Disruption. Operations in critical area lost. Significant Delay to restore.	In Service
RTN SLDG ST2-RETURN SLUDGE SUCTION MANIFOLD	Minor Disruption. Repair to failure longer than trouble call.No operation impact	In Service
RETURN SLUGE STA 2/PLANT 1SEAL WATER CONTROL SYSTEM	Minor Disruption. Repair to failure longer than trouble call.No operation impact	In Service
RTN SLDG ST2-SEAL WATER PUMP 1	Minor Disruption. Repair to failure longer than trouble call.No operation impact	In Service
RTN SLDG ST2-SEAL WATER PUMP 2	Minor Disruption. Repair to failure longer than trouble call.No operation impact	In Service
RTN SLDG ST2-SEAL WATER TANK	Minor Disruption. Repair to failure longer than trouble call.No operation impact	In Service
RTN SLDG ST2-MOTOR CONTROL CENTER 2	Moderate Disruption. Portion of Operations lost. Moderate delay to restore.	In Service
RTN SLDG ST2-POWER & LIGHTING PANEL 2	Minor Disruption. Repair to failure longer than trouble call.No operation impact	In Service
RTN SLDG ST2-FIRE ALARM PANEL	Minor Disruption. Repair to failure longer than trouble call.No operation impact	In Service
RTN SLDG ST3-SUMP PUMP 1	Minor Disruption. Repair to failure longer than trouble call.No operation impact	In Service

RTN SLDG ST3-SUMP PUMP 2	Minor Disruption. Repair to failure longer than trouble call.No operation impact	In Service
RTN SLDG ST3-RETURN SLUDGE DISCHARGE MANIFOLD		In Service
RTN SLDG ST3-RETURN SLUDGE PUMP 09	High Disruption. Operations in critical area lost. Significant Delay to restore.	In Service
RTN SLDG ST3-RETURN SLUDGE PUMP 10	High Disruption. Operations in critical area lost. Significant Delay to restore.	In Service
RTN SLDG ST3-RETURN SLUDGE PUMP 11	High Disruption. Operations in critical area lost. Significant Delay to restore.	In Service
RTN SLDG ST3-RETURN SLUDGE PUMP 12	High Disruption. Operations in critical area lost. Significant Delay to restore.	In Service
RTN SLDG ST3-RETURN SLUDGE SUCTION MANIFOLD	Minor Disruption. Repair to failure longer than trouble call.No operation impact	In Service
RETURN SLUGE STA 3/PLANT 1 SEAL WATER CONTROL SYSTEM	Minor Disruption. Repair to failure longer than trouble call.No operation impact	In Service
RTN SLDG ST3-SEAL WATER PUMP 1	Moderate Disruption. Portion of Operations lost. Moderate delay to restore.	In Service
RTN SLDG ST3-SEAL WATER PUMP 2	Moderate Disruption. Portion of Operations lost. Moderate delay to restore.	In Service
RTN SLDG ST3-SEAL WATER TANK	Minor Disruption. Repair to failure longer than trouble call.No operation impact	In Service
RTN SLDG ST3-AERATION BLOWER 1	Moderate Disruption. Portion of Operations lost. Moderate delay to restore.	In Service
RTN SLDG ST3-AERATION BLOWER 2	Moderate Disruption. Portion of Operations lost. Moderate delay to restore.	In Service
RTN SLDG ST3-MOTOR CONTROL CENTER 1	High Disruption. Operations in critical area lost. Significant Delay to restore.	In Service
RTN SLDG ST3-MOTOR CONTROL CENTER 2	High Disruption. Operations in critical area lost. Significant Delay to restore.	In Service
RTN SLDG ST3-POWER & LIGHTING PANEL F	Minor Disruption. Repair to failure longer than trouble call.No operation impact	In Service
RTN SLDG ST3-FIRE ALARM PANEL	Moderate Disruption. Portion of Operations lost. Moderate delay to restore.	In Service

SLDG CONC BLDG 1-SUMP PUMP 1	Minor Disruption. Repair to failure longer than trouble call.No operation impact	In Service
SLDG CONC BLDG 1-WASTEWATER WET WELL	Moderate Disruption. Portion of Operations lost. Moderate delay to restore.	In Service
SLDG CONC BLDG 1-WASTEWATER WET WELL	High Disruption. Operations in critical area lost. Significant Delay to restore.	In Service
SLDG CONC BLDG 1-SLUDGE DISCHARGE MANIFOLD	High Disruption. Operations in critical area lost. Significant Delay to restore.	In Service
SLDG CONC BLDG 1-SLUDGE PUMP 1	High Disruption. Operations in critical area lost. Significant Delay to restore.	In Service
SLDG CONC BLDG 1-SLUDGE PUMP 2	High Disruption. Operations in critical area lost. Significant Delay to restore.	In Service
SLDG CONC BLDG 1-SLUDGE PUMP 3	High Disruption. Operations in critical area lost. Significant Delay to restore.	In Service
SLDG CONC BLDG 1-SLUDGE PUMP 4	High Disruption. Operations in critical area lost. Significant Delay to restore.	In Service
SLDG CONC BLDG 1-SLUDGE PUMP 5	High Disruption. Operations in critical area lost. Significant Delay to restore.	In Service
SLDG CONC BLDG 1-SLUDGE PUMP 6	High Disruption. Operations in critical area lost. Significant Delay to restore.	In Service
SLDG CONC BLDG 1-SLUDGE SUCTION MANIFOLD	High Disruption. Operations in critical area lost. Significant Delay to restore.	In Service
SLDG CONC BLDG 1-SLUDGE TRANSFER MANIFOLD	High Disruption. Operations in critical area lost. Significant Delay to restore.	In Service
SLDG CONC BLDG 1-WASTEWATER DSCH MANIFOLD	High Disruption. Operations in critical area lost. Significant Delay to restore.	In Service
SLDG CONC BLDG 1-WASTEWATER PUMP 1	High Disruption. Operations in critical area lost. Significant Delay to restore.	In Service
SLDG CONC BLDG 1-WASTEWATER PUMP 2	High Disruption. Operations in critical area lost. Significant Delay to restore.	In Service
SLDG CONC BLDG 1-WASTEWATER PUMP 3	High Disruption. Operations in critical area lost. Significant Delay to restore.	In Service
SLDG CONC BLDG 1-WASTEWATER PUMP 4	High Disruption. Operations in critical area lost. Significant Delay to restore.	In Service

SLDG CONC BLDG 1-WASTEWATER PUMP 5	High Disruption. Operations in critical area lost. Significant Delay to restore.	In Service
SLDG CONC BLDG 1-WASTEWATER PUMP 6	High Disruption. Operations in critical area lost. Significant Delay to restore.	In Service
SLDG CONC BLDG 1-FLUSHING WATER SUPPLY	Moderate Disruption. Portion of Operations lost. Moderate delay to restore.	In Service
SLDG CONC BLDG 1-SEAL WATER PUMP 1	Moderate Disruption. Portion of Operations lost. Moderate delay to restore.	In Service
SLDG CONC BLDG 1-SEAL WATER PUMP 2	Moderate Disruption. Portion of Operations lost. Moderate delay to restore.	In Service
SLDG CONC BLDG 1-MOTOR CONTROL CENTER 1	High Disruption. Operations in critical area lost. Significant Delay to restore.	In Service
SLDG CONC BLDG 1-MOTOR CONTROL CENTER 2	High Disruption. Operations in critical area lost. Significant Delay to restore.	In Service
SLDG CONC BLDG 1-POWER & LIGHTING PANEL C	Minor Disruption. Repair to failure longer than trouble call.No operation impact	In Service
PLANT 1 CONCENTRATOR BLDG-FIRE ALARM PANEL	Moderate Disruption. Portion of Operations lost. Moderate delay to restore.	In Service
SLUDGE CONC TANK 1-AIR SCRUBBER	Minor Disruption. Repair to failure longer than trouble call.No operation impact	In Service
SLUDGE CONC TANK 1-SLUDGE CONCENTRATION TANK 1	Moderate Disruption. Portion of Operations lost. Moderate delay to restore.	In Service
SLUDGE CONC TANK 2-AIR SCRUBBER	Minor Disruption. Repair to failure longer than trouble call.No operation impact	In Service
SLUDGE CONC TANK 2-SLUDGE CONCENTRATION TANK 2	Moderate Disruption. Portion of Operations lost. Moderate delay to restore.	In Service
SLUDGE CONC TANK 3-AIR SCRUBBER	Minor Disruption. Repair to failure longer than trouble call.No operation impact	In Service
SLUDGE CONC TANK 3-SLUDGE CONCENTRATION TANK 3	Moderate Disruption. Portion of Operations lost. Moderate delay to restore.	In Service
SLUDGE CONC TANK 4-AIR SCRUBBER	Minor Disruption. Repair to failure longer than trouble call.No operation impact	In Service
SLUDGE CONC TANK 4-SLUDGE CONCENTRATION TANK 4	Moderate Disruption. Portion of Operations lost. Moderate delay to restore.	In Service

POLYMER BLDG-POLYMER BLENDER 1	High Disruption. Operations in critical area lost. Significant Delay to restore.	In Service
POLYMER BLDG-POLYMER BLENDER 2	High Disruption. Operations in critical area lost. Significant Delay to restore.	In Service
POLYMER BLDG-POLYMER BLENDER TRANSFER PUMP 1	High Disruption. Operations in critical area lost. Significant Delay to restore.	In Service
POLYMER BLDG-POLYMER BLENDER TRANSFER PUMP 2	Moderate Disruption. Portion of Operations lost. Moderate delay to restore.	In Service
POLYMER BLDG-POLYMER FEED PUMP 1	High Disruption. Operations in critical area lost. Significant Delay to restore.	In Service
POLYMER BLDG-POLYMER FEED PUMP 2	High Disruption. Operations in critical area lost. Significant Delay to restore.	In Service
POLYMER BLDG-POLYMER FEED PUMP 3	High Disruption. Operations in critical area lost. Significant Delay to restore.	In Service
POLYMER BLDG-POLYMER FEED PUMP 4	High Disruption. Operations in critical area lost. Significant Delay to restore.	In Service
POLYMER BLDG-POLYMER FEED PUMP 5	High Disruption. Operations in critical area lost. Significant Delay to restore.	In Service
POLYMER BLDG-POLYMER FEED TANK	High Disruption. Operations in critical area lost. Significant Delay to restore.	In Service
POLYMER BLDG-POLYMER HOLDING TANK	Moderate Disruption. Portion of Operations lost. Moderate delay to restore.	In Service
POLYMER BLDG-POWER AND LIGHTING PANEL	Minor Disruption. Repair to failure longer than trouble call.No operation impact	In Service
POLYMER BLDG-WATER BOOSTER PUMP 1	High Disruption. Operations in critical area lost. Significant Delay to restore.	In Service
POLYMER BLDG-WATER BOOSTER PUMP 2	High Disruption. Operations in critical area lost. Significant Delay to restore.	In Service
POLYMER BLDG-WATER BOOSTER PUMP HOLDING TANK	Moderate Disruption. Portion of Operations lost. Moderate delay to restore.	In Service
PLANT 1 POLYMER BUILDING- FIRE ALARM PANEL		In Service
DIG CLST CTRL BLDG 1-SUMP PUMP 1	Minor Disruption. Repair to failure longer than trouble call.No operation impact	In Service

DIG CLST CTRL BLDG 1-SUMP PUMP 2	Minor Disruption. Repair to failure longer than trouble call.No operation impact	In Service
DIG CLST CTRL BLDG 1-SUPPLY FAN 1	Moderate Disruption. Portion of Operations lost. Moderate delay to restore.	In Service
DIG CLST CTRL BLDG 1-DIGESTER 1	High Disruption. Operations in critical area lost. Significant Delay to restore.	In Service
DIG CLST CTRL BLDG 1-DIGESTER 2	High Disruption. Operations in critical area lost. Significant Delay to restore.	In Service
DIG CLST CTRL BLDG 1-DIGESTER 3	High Disruption. Operations in critical area lost. Significant Delay to restore.	In Service
DIG CLST CTRL BLDG 1-DIGESTER 4	High Disruption. Operations in critical area lost. Significant Delay to restore.	In Service
DIG CLST CTRL BLDG 1-DIGESTER CLUSTER 1	High Disruption. Operations in critical area lost. Significant Delay to restore.	In Service
DIG CLST CTRL BLDG 1-RECIRCULATION PUMP 1	High Disruption. Operations in critical area lost. Significant Delay to restore.	In Service
DIG CLST CTRL BLDG 1-RECIRCULATION PUMP 2	High Disruption. Operations in critical area lost. Significant Delay to restore.	In Service
DIG CLST CTRL BLDG 1-DIGESTER 1	Minor Disruption. Repair to failure longer than trouble call.No operation impact	In Service
DIG CLST CTRL BLDG 1-DIGESTER 2	Minor Disruption. Repair to failure longer than trouble call.No operation impact	In Service
DIG CLST CTRL BLDG 1-DIGESTER 3	High Disruption. Operations in critical area lost. Significant Delay to restore.	In Service
DIG CLST CTRL BLDG 1-DIGESTER 4	High Disruption. Operations in critical area lost. Significant Delay to restore.	In Service
DIG CLST CTRL BLDG 1-DIGESTER CLUSTER 1	High Disruption. Operations in critical area lost. Significant Delay to restore.	In Service
DIG CLST CTRL BLDG 1-TRANSFER PUMP 1	High Disruption. Operations in critical area lost. Significant Delay to restore.	In Service
DIG CLST CTRL BLDG 1-TRANSFER PUMP 2	High Disruption. Operations in critical area lost. Significant Delay to restore.	In Service
DIG CLST CTRL BLDG 1-TRANSFER PUMP 3	High Disruption. Operations in critical area lost. Significant Delay to restore.	In Service

DIG CLST CTRL BLDG 1-TRANSFER PUMP 4	High Disruption. Operations in critical area lost. Significant Delay to restore.	In Service
DIG CLST CTRL BLDG 1-DIGESTER 1	High Disruption. Operations in critical area lost. Significant Delay to restore.	In Service
DIG CLST CTRL BLDG 1-DIGESTER 2	High Disruption. Operations in critical area lost. Significant Delay to restore.	In Service
DIG CLST CTRL BLDG 1-DIGESTER 3	High Disruption. Operations in critical area lost. Significant Delay to restore.	In Service
DIG CLST CTRL BLDG 1-DIGESTER 4	High Disruption. Operations in critical area lost. Significant Delay to restore.	In Service
DIG CLST CTRL BLDG 1-GAS BOOSTER PUMP 1	High Disruption. Operations in critical area lost. Significant Delay to restore.	In Service
DIG CLST CTRL BLDG 1-GAS BOOSTER PUMP 2	High Disruption. Operations in critical area lost. Significant Delay to restore.	In Service
DIG CLST CTRL BLDG 1-GAS HEADER	Minor Disruption. Repair to failure longer than trouble call.No operation impact	In Service
DIG CLST CTRL BLDG 1-WASTE GAS BURNER 1	Minor Disruption. Repair to failure longer than trouble call.No operation impact	In Service
DIG CLST CTRL BLDG 1-WASTE GAS BURNER 2	Moderate Disruption. Portion of Operations lost. Moderate delay to restore.	In Service
DIG CLST CTRL BLDG 1-WASTE GAS SYSTEM	High Disruption. Operations in critical area lost. Significant Delay to restore.	In Service
DIG CLST CTRL BLDG 1-SEAL WATER PUMP 1	Minor Disruption. Repair to failure longer than trouble call.No operation impact	In Service
DIG CLST CTRL BLDG 1-SEAL WATER PUMP 2	Minor Disruption. Repair to failure longer than trouble call.No operation impact	In Service
DIG CLST CTRL BLDG 1-SEAL WATER TANK	Minor Disruption. Repair to failure longer than trouble call.No operation impact	In Service
DIG CLST CTRL BLDG 1-HEAT EXCHANGER 1	Moderate Disruption. Portion of Operations lost. Moderate delay to restore.	In Service
DIG CLST CTRL BLDG 1-HEAT EXCHANGER 2	High Disruption. Operations in critical area lost. Significant Delay to restore.	In Service
DIG CLST CTRL BLDG 1-HOT WATER	High Disruption. Operations in critical area lost. Significant Delay to restore.	In Service



DIG CLST CTRL BLDG 1-MOTOR CONTROL CENTER	Moderate Disruption. Portion of Operations lost. Moderate delay to restore.	In Service
DIG CLST CTRL BLDG 1-HEAT EXCHANGER 1	High Disruption. Operations in critical area lost. Significant Delay to restore.	In Service
DIG CLST CTRL BLDG 1-HEAT EXCHANGER 2	Moderate Disruption. Portion of Operations lost. Moderate delay to restore.	In Service
CLUSTER CONTROL BLDG 1/PLANT 1 INSTRUMENTATION SYSTEM	High Disruption. Operations in critical area lost. Significant Delay to restore.	In Service
DIG CLST CTRL 1-POTABLE WATER	Minor Disruption. Repair to failure longer than trouble call.No operation impact	In Service
PLANT 1 DIGESTER CLUSTER 1-FIRE ALARM PANEL	Moderate Disruption. Portion of Operations lost. Moderate delay to restore.	In Service
DIGESTER TANK 2-DOME EXHAUST FAN	Moderate Disruption. Portion of Operations lost. Moderate delay to restore.	In Service
DIGESTER TANK 2-TANK COVER	High Disruption. Operations in critical area lost. Significant Delay to restore.	In Service
DIGESTER TANK 2-DIGESTER TANK 2	High Disruption. Operations in critical area lost. Significant Delay to restore.	In Service
DIGESTER TANK 2-PRESSURE RELIEF	High Disruption. Operations in critical area lost. Significant Delay to restore.	In Service
DIGESTER TANK 1-DOME EXHAUST FAN	Minor Disruption. Repair to failure longer than trouble call.No operation impact	In Service
DIGESTER TANK 1-TANK COVER	High Disruption. Operations in critical area lost. Significant Delay to restore.	In Service
DIGESTER TANK 1-DIGESTER TANK 1	High Disruption. Operations in critical area lost. Significant Delay to restore.	In Service
DIGESTER TANK 1-PRESSURE RELIEF	Moderate Disruption. Portion of Operations lost. Moderate delay to restore.	In Service
DIGESTER TANK 4-DOME EXHAUST FAN	Minor Disruption. Repair to failure longer than trouble call.No operation impact	In Service
DIGESTER TANK 4-TANK COVER	High Disruption. Operations in critical area lost. Significant Delay to restore.	In Service
DIGESTER TANK 4-DIGESTER TANK 4	High Disruption. Operations in critical area lost. Significant Delay to restore.	In Service

DIGESTER TANK 4-PRESSURE RELIEF	Moderate Disruption. Portion of Operations lost. Moderate delay to restore.	In Service
DIGESTER TANK 3-DOME EXHAUST FAN	Minor Disruption. Repair to failure longer than trouble call.No operation impact	In Service
DIGESTER TANK 3-TANK COVER	High Disruption. Operations in critical area lost. Significant Delay to restore.	In Service
DIGESTER TANK 3-DIGESTER TANK 3	High Disruption. Operations in critical area lost. Significant Delay to restore.	In Service
DIGESTER TANK 3-PRESSURE RELIEF	Moderate Disruption. Portion of Operations lost. Moderate delay to restore.	In Service
DIG CLST CTRL BLDG 2-DIGESTER CLUSTER 2	High Disruption. Operations in critical area lost. Significant Delay to restore.	In Service
DIG CLST CTRL BLDG 2-SUMP PUMP 1	Minor Disruption. Repair to failure longer than trouble call.No operation impact	In Service
DIG CLST CTRL BLDG 2-SUMP PUMP 2	Minor Disruption. Repair to failure longer than trouble call.No operation impact	In Service
DIG CLST CTRL BLDG 2-EXHAUST FAN 1	Moderate Disruption. Portion of Operations lost. Moderate delay to restore.	In Service
DIG CLST CTRL BLDG 2-SUPPLY FAN 1	Moderate Disruption. Portion of Operations lost. Moderate delay to restore.	In Service
DIG CLST CTRL BLDG 2-DIGESTER 5	High Disruption. Operations in critical area lost. Significant Delay to restore.	In Service
DIG CLST CTRL BLDG 2-DIGESTER 6	High Disruption. Operations in critical area lost. Significant Delay to restore.	In Service
DIG CLST CTRL BLDG 2-DIGESTER 7	High Disruption. Operations in critical area lost. Significant Delay to restore.	In Service
DIG CLST CTRL BLDG 2-DIGESTER 8	High Disruption. Operations in critical area lost. Significant Delay to restore.	In Service
DIG CLST CTRL BLDG 2-DIGESTER CLUSTER 2	High Disruption. Operations in critical area lost. Significant Delay to restore.	In Service
DIG CLST CTRL BLDG 2-RECIRCULATION PUMP 1	High Disruption. Operations in critical area lost. Significant Delay to restore.	In Service
DIG CLST CTRL BLDG 2-RECIRCULATION PUMP 2	High Disruption. Operations in critical area lost. Significant Delay to restore.	In Service

DIG CLST CTRL BLDG 2-DIGESTER 5	High Disruption. Operations in critical area lost. Significant Delay to restore.	In Service
DIG CLST CTRL BLDG 2-DIGESTER 6	Minor Disruption. Repair to failure longer than trouble call.No operation impact	In Service
DIG CLST CTRL BLDG 2-DIGESTER 7	High Disruption. Operations in critical area lost. Significant Delay to restore.	In Service
DIG CLST CTRL BLDG 2-DIGESTER 8	Moderate Disruption. Portion of Operations lost. Moderate delay to restore.	In Service
DIG CLST CTRL BLDG 2-DIGESTER CLUSTER 2	Minor Disruption. Repair to failure longer than trouble call.No operation impact	In Service
DIG CLST CTRL BLDG 2-TRANSFER PUMP 1	High Disruption. Operations in critical area lost. Significant Delay to restore.	In Service
DIG CLST CTRL BLDG 2-TRANSFER PUMP 1 & 2	High Disruption. Operations in critical area lost. Significant Delay to restore.	In Service
DIG CLST CTRL BLDG 2-TRANSFER PUMP 2	High Disruption. Operations in critical area lost. Significant Delay to restore.	In Service
DIG CLST CTRL BLDG 2-TRANSFER PUMP 3	High Disruption. Operations in critical area lost. Significant Delay to restore.	In Service
DIG CLST CTRL BLDG 2-TRANSFER PUMP 3 & 4	High Disruption. Operations in critical area lost. Significant Delay to restore.	In Service
DIG CLST CTRL BLDG 2-TRANSFER PUMP 4	High Disruption. Operations in critical area lost. Significant Delay to restore.	In Service
DIG CLST CTRL BLDG 2-DIGESTER 5	High Disruption. Operations in critical area lost. Significant Delay to restore.	In Service
DIG CLST CTRL BLDG 2-DIGESTER 6	High Disruption. Operations in critical area lost. Significant Delay to restore.	In Service
DIG CLST CTRL BLDG 2-DIGESTER 7	High Disruption. Operations in critical area lost. Significant Delay to restore.	In Service
DIG CLST CTRL BLDG 2-DIGESTER 8	High Disruption. Operations in critical area lost. Significant Delay to restore.	In Service
DIG CLST CTRL BLDG 2-GAS BOOSTER PUMP 1	High Disruption. Operations in critical area lost. Significant Delay to restore.	In Service
DIG CLST CTRL BLDG 2-GAS BOOSTER PUMP 2	High Disruption. Operations in critical area lost. Significant Delay to restore.	In Service

DIG CLST CTRL BLDG 2-WASTE GAS BURNER 1	Minor Disruption. Repair to failure longer than trouble call.No operation impact	In Service
DIG CLST CTRL BLDG 2-WASTE GAS BURNER 2	Minor Disruption. Repair to failure longer than trouble call.No operation impact	In Service
DIG CLST CTRL BLDG 2-WASTE GAS SYSTEM	High Disruption. Operations in critical area lost. Significant Delay to restore.	In Service
DIG CLST CTRL BLDG 2-SEAL WATER PUMP 1	Minor Disruption. Repair to failure longer than trouble call.No operation impact	In Service
DIG CLST CTRL BLDG 2-SEAL WATER PUMP 2	Minor Disruption. Repair to failure longer than trouble call.No operation impact	In Service
DIG CLST CTRL BLDG 1-SEAL WATER TANK	Minor Disruption. Repair to failure longer than trouble call.No operation impact	In Service
DIG CLST CTRL BLDG 2-HEAT EXCHANGER 1	Moderate Disruption. Portion of Operations lost. Moderate delay to restore.	In Service
DIG CLST CTRL BLDG 2-HEAT EXCHANGER 2	Moderate Disruption. Portion of Operations lost. Moderate delay to restore.	In Service
DIG CLST CTRL BLDG 2-MOTOR CONTROL CENTER 1	High Disruption. Operations in critical area lost. Significant Delay to restore.	In Service
DIG CLST CTRL BLDG 2-MOTOR CONTROL CENTER 2	High Disruption. Operations in critical area lost. Significant Delay to restore.	In Service
DIG CLST CTRL BLDG 2-MOTOR CONTROL CENTER A	Moderate Disruption. Portion of Operations lost. Moderate delay to restore.	In Service
DIG CLST CTRL BLDG 2-MOTOR CONTROL CENTER B	High Disruption. Operations in critical area lost. Significant Delay to restore.	In Service
DIG CLST CTRL BLDG 2-HEAT EXCHANGER 1	Moderate Disruption. Portion of Operations lost. Moderate delay to restore.	In Service
DIG CLST CTRL BLDG 2-HEAT EXCHANGER 2	Moderate Disruption. Portion of Operations lost. Moderate delay to restore.	In Service
CLUSTER CONTROL BLDG 2/PLANT 1 INSTRUMENTATION SYSTEM	High Disruption. Operations in critical area lost. Significant Delay to restore.	In Service
PLANT 1 DIGESTER CLUSTER 2-FIRE ALARM PANEL	Moderate Disruption. Portion of Operations lost. Moderate delay to restore.	In Service
DIGESTER TANK 5-DOME EXHAUST FAN	Minor Disruption. Repair to failure longer than trouble call.No operation impact	In Service

DIGESTER TANK 5-TANK COVER	High Disruption. Operations in critical area lost. Significant Delay to restore.	In Service
DIGESTER TANK 5-DIGESTER TANK 5	High Disruption. Operations in critical area lost. Significant Delay to restore.	In Service
DIGESTER TANK 5-MIXER 1	High Disruption. Operations in critical area lost. Significant Delay to restore.	In Service
DIGESTER TANK 5-MIXER 2	Moderate Disruption. Portion of Operations lost. Moderate delay to restore.	In Service
DIGESTER TANK 5-MIXER 3	Moderate Disruption. Portion of Operations lost. Moderate delay to restore.	In Service
DIGESTER TANK 5-GAS RECIRCULATOR 1	High Disruption. Operations in critical area lost. Significant Delay to restore.	In Service
DIGESTER TANK 5-PRESSURE RELIEF	High Disruption. Operations in critical area lost. Significant Delay to restore.	In Service
DIGESTER TANK 6-DOME EXHAUST FAN	Minor Disruption. Repair to failure longer than trouble call.No operation impact	In Service
DIGESTER TANK 6-TANK COVER	High Disruption. Operations in critical area lost. Significant Delay to restore.	In Service
DIGESTER TANK 6-DIGESTER TANK 6	High Disruption. Operations in critical area lost. Significant Delay to restore.	In Service
DIGESTER TANK 6-PRESSURE RELIEF	Moderate Disruption. Portion of Operations lost. Moderate delay to restore.	In Service
DIGESTER TANK 7- DOME EXHAUST FAN	Minor Disruption. Repair to failure longer than trouble call.No operation impact	In Service
DIGESTER TANK 7-TANK COVER	High Disruption. Operations in critical area lost. Significant Delay to restore.	In Service
DIGESTER TANK 7-DIGESTER TANK 7	High Disruption. Operations in critical area lost. Significant Delay to restore.	In Service
DIGESTER TANK 7-MIXER 1	High Disruption. Operations in critical area lost. Significant Delay to restore.	In Service
DIGESTER TANK 7-MIXER 2	High Disruption. Operations in critical area lost. Significant Delay to restore.	In Service
DIGESTER TANK 7-MIXER 3	High Disruption. Operations in critical area lost. Significant Delay to restore.	In Service

DIGESTER TANK 7-PRESSURE RELIEF	Moderate Disruption. Portion of Operations lost. Moderate delay to restore.	In Service
DIGESTER TANK 8-DOME EXHAUST FAN	Minor Disruption. Repair to failure longer than trouble call.No operation impact	In Service
DIGESTER TANK 8-TANK COVER	High Disruption. Operations in critical area lost. Significant Delay to restore.	In Service
DIGESTER TANK 8-DIGESTER TANK 8	High Disruption. Operations in critical area lost. Significant Delay to restore.	In Service
DIGESTER TANK 8-PRESSURE RELIEF	Moderate Disruption. Portion of Operations lost. Moderate delay to restore.	In Service
GAS SCRUBBERS 1-GAS SCRUBBER 1	High Disruption. Operations in critical area lost. Significant Delay to restore.	In Service
GAS SCRUBBERS 1-GAS SCRUBBER 2	High Disruption. Operations in critical area lost. Significant Delay to restore.	In Service
GAS SCRUBBERS 1-GAS SCRUBBER 3	High Disruption. Operations in critical area lost. Significant Delay to restore.	In Service
GAS SCRUBBERS 1-GAS SCRUBBER RECIRCULATION PUMP 1	High Disruption. Operations in critical area lost. Significant Delay to restore.	In Service
GAS SCRUBBERS 1-GAS SCRUBBER RECIRCULATION PUMP 2	High Disruption. Operations in critical area lost. Significant Delay to restore.	In Service
GAS SCRUBBERS 1-GAS SCRUBBER RECIRCULATION PUMP 3	High Disruption. Operations in critical area lost. Significant Delay to restore.	In Service
GAS SCRUBBERS 1-GAS SCRUBBER RECIRCULATION PUMP 4	High Disruption. Operations in critical area lost. Significant Delay to restore.	In Service
GAS SCRUBBERS 1-GAS SCRUBBER RECIRCULATION PUMP 5	High Disruption. Operations in critical area lost. Significant Delay to restore.	In Service
GAS SCRUBBERS 1-GAS SCRUBBER AREA LIGHTING	Minor Disruption. Repair to failure longer than trouble call.No operation impact	In Service
PLANT 1 GAS SCRUBBER AREA-FIRE ALARM PANEL	High Disruption. Operations in critical area lost. Significant Delay to restore.	In Service
BLOWER BLDG-NORTH SUMP PUMP 1	Minor Disruption. Repair to failure longer than trouble call.No operation impact	In Service
BLOWER BLDG-NORTH SUMP PUMP 2	Minor Disruption. Repair to failure longer than trouble call.No operation impact	In Service

BLOWER BLDG-PIPE GALLERY SUMP PUMP NORTH	Failure should not affect of Safety, Health, Environment or Operations.	In Service
BLOWER BLDG-PIPE GALLERY SUMP PUMP SOUTH	Failure should not affect of Safety, Health, Environment or Operations.	In Service
BLOWER BLDG-SOUTH SUMP PUMP	Minor Disruption. Repair to failure longer than trouble call.No operation impact	In Service
BLOWER BLDG-EXHAUST FAN 1	Minor Disruption. Repair to failure longer than trouble call.No operation impact	In Service
BLOWER BLDG-EXHAUST FAN 2	Minor Disruption. Repair to failure longer than trouble call.No operation impact	In Service
BLOWER BLDG-EXHAUST FAN 3	Minor Disruption. Repair to failure longer than trouble call.No operation impact	In Service
BLOWER BLDG-EXHAUST FAN 4	Minor Disruption. Repair to failure longer than trouble call.No operation impact	In Service
BLOWER BLDG-SUPPLY FAN NORTH	Minor Disruption. Repair to failure longer than trouble call.No operation impact	In Service
BLOWER BLDG-SUPPLY FAN SOUTH	Minor Disruption. Repair to failure longer than trouble call.No operation impact	In Service
BLOWER BLDG-DIGESTER GAS SUPPLY	High Disruption. Operations in critical area lost. Significant Delay to restore.	In Service
BLOWER BLDG-GAS COMPRESSORS	High Disruption. Operations in critical area lost. Significant Delay to restore.	In Service
BLOWER BLDG-GAS COMPRESSOR 1	High Disruption. Operations in critical area lost. Significant Delay to restore.	In Service
BLOWER BLDG-GAS COMPRESSOR 2	High Disruption. Operations in critical area lost. Significant Delay to restore.	In Service
BLOWER BLDG-GAS COMPRESSOR 3	High Disruption. Operations in critical area lost. Significant Delay to restore.	In Service
BLOWER BLDG-GAS COMPRESSOR 4	High Disruption. Operations in critical area lost. Significant Delay to restore.	In Service
BLOWER BLDG-EFFLUENT WATER SUPPLY	High Disruption. Operations in critical area lost. Significant Delay to restore.	In Service
BLOWER BLDG-CHLORINE SOLUTION OUTLET LINE	Failure should not affect of Safety, Health, Environment or Operations.	In Service
BLOWER BLDG-CHLORINE SOLUTION PUMP 1	Failure should not affect of Safety, Health, Environment or Operations.	In Service

BLOWER BLDG-CHLORINE SOLUTION PUMP 2	Failure should not affect of Safety, Health, Environment or Operations.	In Service
BLOWER BLDG-CHLORINE SOLUTION SUPPLY LINE	Failure should not affect of Safety, Health, Environment or Operations.	In Service
BLOWER BLDG-AIR BLOWER 2		In Service
BLOWER BLDG-AIR BLOWER 6	Failure should not affect of Safety, Health, Environment or Operations.	In Service
BLOWER BLDG-AIR BLOWER 7	Failure should not affect of Safety, Health, Environment or Operations.	In Service
BLOWER BLDG-MAIN SWITCHGEAR 4160 V	Hazard - Potential Safety, Health or Environment Issue. Failure without warning.	In Service
BLOWER BLDG-MASTER CONTROL CUBICLE	High Disruption. Operations in critical area lost. Significant Delay to restore.	In Service
BLOWER BLDG-SUPERIOR 1	High Disruption. Operations in critical area lost. Significant Delay to restore.	In Service
BLOWER BLDG-SUPERIOR 2	High Disruption. Operations in critical area lost. Significant Delay to restore.	In Service
BLOWER BLDG-SUPERIOR 3	Failure should not affect of Safety, Health, Environment or Operations.	In Service
BLOWER BLDG-SUPERIOR 4	High Disruption. Operations in critical area lost. Significant Delay to restore.	In Service
BLOWER BLDG-DIGESTER HOT WATER LOOP	High Disruption. Operations in critical area lost. Significant Delay to restore.	In Service
BLOWER BLDG-DIGESTER HOT WATER PUMP 1	High Disruption. Operations in critical area lost. Significant Delay to restore.	In Service
BLOWER BLDG-DIGESTER HOT WATER PUMP 2	High Disruption. Operations in critical area lost. Significant Delay to restore.	In Service
BLOWER BLDG-DIGESTER HOT WATER PUMP 3	High Disruption. Operations in critical area lost. Significant Delay to restore.	In Service
BLOWER BLDG-ANNUNCIATOR PANEL	Minor Disruption. Repair to failure longer than trouble call.No operation impact	In Service
BLOWER BLDG-MOTOR CONTROL CENTER A	High Disruption. Operations in critical area lost. Significant Delay to restore.	In Service
BLOWER BLDG-MOTOR CONTROL CENTER B	High Disruption. Operations in critical area lost. Significant Delay to restore.	In Service
BLOWER BLDG-MOTOR CONTROL CENTER NORTH	High Disruption. Operations in critical area lost. Significant Delay to restore.	In Service



BLOWER BLDG-MOTOR CONTROL CENTER SOUTH	High Disruption. Operations in critical area lost. Significant Delay to restore.	In Service
BLOWER BLDG-MAIN DISTRIBUTION CENTER OLD	High Disruption. Operations in critical area lost. Significant Delay to restore.	In Service
BLOWER BLDG-POWER & LIGHTING PANEL 1A	Minor Disruption. Repair to failure longer than trouble call.No operation impact	In Service
BLOWER BLDG-POWER & LIGHTING PANEL 2A	Minor Disruption. Repair to failure longer than trouble call.No operation impact	In Service
BLOWER BLDG-POWER & LIGHTING PANEL AP	Minor Disruption. Repair to failure longer than trouble call.No operation impact	In Service
BLOWER BLDG-BATTERY CHARGER	Moderate Disruption. Portion of Operations lost. Moderate delay to restore.	In Service
BLOWER BLDG-BRIDGE CRANE	Moderate Disruption. Portion of Operations lost. Moderate delay to restore.	In Service
BLOWER BLDG-OVERHEAD CRANE	Moderate Disruption. Portion of Operations lost. Moderate delay to restore.	In Service
BLOWER BLDG-AIR COMPRESSOR 1	High Disruption. Operations in critical area lost. Significant Delay to restore.	In Service
BLOWER BLDG-AIR COMPRESSOR 4	High Disruption. Operations in critical area lost. Significant Delay to restore.	In Service
BLOWER BLDG-DIESEL ENGINE AIR START SYSTEM	High Disruption. Operations in critical area lost. Significant Delay to restore.	In Service
BLOWER BLDG-DIG HOT WATER HEAT EXCHANGER 1	High Disruption. Operations in critical area lost. Significant Delay to restore.	In Service
BLOWER BLDG-DIG HOT WATER HEAT EXCHANGER 2	High Disruption. Operations in critical area lost. Significant Delay to restore.	In Service
BLOWER BLDG-DIG HOT WATER HEAT EXCHANGER 3	High Disruption. Operations in critical area lost. Significant Delay to restore.	In Service
BLOWER BLDG-DIG HOT WATER HEAT EXCHANGER 4	High Disruption. Operations in critical area lost. Significant Delay to restore.	In Service
BLOWER BLDG-GAS COMPRESSOR HEAT EXCHANGER	High Disruption. Operations in critical area lost. Significant Delay to restore.	In Service
BLOWER BLDG-WASTE OIL PUMP 1	Minor Disruption. Repair to failure longer than trouble call.No operation impact	In Service

BLOWER BLDG-WASTE OIL PUMP 2	Failure should not affect of Safety, Health, Environment or Operations.	In Service
BLOWER BLDG-GAS COMP COOLING WATER PUMP 1	High Disruption. Operations in critical area lost. Significant Delay to restore.	In Service
BLOWER BLDG-GAS COMP COOLING WATER PUMP 2	High Disruption. Operations in critical area lost. Significant Delay to restore.	In Service
BLOWER/CO-GEN BUILDING-FIRE ALARM PANEL	High Disruption. Operations in critical area lost. Significant Delay to restore.	In Service
CL2 BLDG (PLANT 1)-FIXED BREATHING AIR SYSTEM	Hazard - Potential Safety, Health or Environment Issue. Failure without warning.	In Service
CL2 BLDG 1-SUMP PUMP NORTH	Minor Disruption. Repair to failure longer than trouble call.No operation impact	In Service
CL2 BLDG 1-SUMP PUMP SOUTH	Minor Disruption. Repair to failure longer than trouble call.No operation impact	In Service
CL2 BLDG 1-AIR COMPRESSOR 1	High Disruption. Operations in critical area lost. Significant Delay to restore.	In Service
CL2 BLDG 1-AIR COMPRESSOR 2	High Disruption. Operations in critical area lost. Significant Delay to restore.	In Service
CL2 BLDG 1-CONTROL AIR COMPRESSOR	High Disruption. Operations in critical area lost. Significant Delay to restore.	In Service
CL2 BLDG 1-BASEMENT EXHAUST FAN	High Disruption. Operations in critical area lost. Significant Delay to restore.	In Service
CL2 BLDG 1-CHLORINATOR ROOM EXHAUST FAN	High Disruption. Operations in critical area lost. Significant Delay to restore.	In Service
CL2 BLDG 1-NON POTABLE WATER INJECTION PUMP 1	High Disruption. Operations in critical area lost. Significant Delay to restore.	In Service
CL2 BLDG 1-NON POTABLE WATER INJECTION PUMP 2	High Disruption. Operations in critical area lost. Significant Delay to restore.	In Service
CL2 BLDG 1-NON POTABLE WATER INJECTION PUMP 3	High Disruption. Operations in critical area lost. Significant Delay to restore.	In Service
CL2 BLDG 1-NON POTABLE WATER INJECTION PUMP 4	High Disruption. Operations in critical area lost. Significant Delay to restore.	In Service
CL2 BLDG 1-PLANT FLUSHING WATER SUPPLY	High Disruption. Operations in critical area lost. Significant Delay to restore.	In Service

CL2 BLDG 1-ROTARY STRAINER 1	Failure should not affect of Safety, Health, Environment or Operations.	In Service
CL2 BLDG 1-ROTARY STRAINER 2	Failure should not affect of Safety, Health, Environment or Operations.	In Service
CL2 BLDG 1-CL2 CYLINDER SCALE (N)	Moderate Disruption. Portion of Operations lost. Moderate delay to restore.	In Service
CL2 BLDG 1-CHLORINE CYLINDER SCALE NORTH	Hazard - Potential Safety, Health or Environment Issue. Failure without warning.	In Service
CL2 BLDG 1-CHLORINE CYLINDER SCALE SOUTH	Hazard - Potential Safety, Health or Environment Issue. Failure without warning.	In Service
CL2 BLDG 1-CHLORINE EVAPORATOR 1	Hazard - Potential Safety, Health or Environment Issue. Failure without warning.	In Service
CL2 BLDG 1-CHLORINE EVAPORATOR 2	Hazard - Potential Safety, Health or Environment Issue. Failure without warning.	In Service
CL2 BLDG 1-CHLORINE EVAPORATOR 3	Hazard - Potential Safety, Health or Environment Issue. Failure without warning.	In Service
CL2 BLDG 1-CL2 EXPAN CHMB (N)	Hazard - Potential Safety, Health or Environment Issue. Failure without warning.	In Service
CL2 BLDG 1-CHLORINATOR 1	Hazard - Potential Safety, Health or Environment Issue. Failure without warning.	In Service
CL2 BLDG 1-CHLORINATOR 2	Hazard - Potential Safety, Health or Environment Issue. Failure without warning.	In Service
CL2 BLDG 1-CHLORINATOR 3	Hazard - Potential Safety, Health or Environment Issue. Failure without warning.	In Service
CL2 BLDG 1-CHLORINATOR 4	Hazard - Potential Safety, Health or Environment Issue. Failure without warning.	In Service
CL2 BLDG 1-CHLORINATOR 5	Hazard - Potential Safety, Health or Environment Issue. Failure without warning.	In Service
CL2 BLDG 1-CHLORINATOR 6	Hazard - Potential Safety, Health or Environment Issue. Failure without warning.	In Service
CL2 BLDG 1-CHLORINATOR 7	Hazard - Potential Safety, Health or Environment Issue. Failure without warning.	In Service
CL2 BLDG 1-CL2 PRESS	Hazard - Potential Safety, Health or Environment Issue. Failure without warning.	In Service

CL2 BLDG-GAS CHLORINE FEED	Hazard - Potential Safety, Health or Environment Issue. Failure without warning.	In Service
CL2 BLDG-LIQUID CHLORINE FEED	Hazard - Potential Safety, Health or Environment Issue. Failure without warning.	In Service
CL2 BLDG 1-EFF REUSE FILTER FLOW CONTROL	Moderate Disruption. Portion of Operations lost. Moderate delay to restore.	In Service
CL2 BLDG 1-INJECTION WATER FILTER SYSTEM 1	Failure should not affect of Safety, Health, Environment or Operations.	In Service
CL2 BLDG 1-EMERGENCY LIGHTING BREAKER	Moderate Disruption. Portion of Operations lost. Moderate delay to restore.	In Service
CL2 BLDG 1-MOTOR CONTROL CENTER	High Disruption. Operations in critical area lost. Significant Delay to restore.	In Service
CL2 BLDG 1-POWER & LIGHTING PANEL 1	Minor Disruption. Repair to failure longer than trouble call.No operation impact	In Service
CL2 BLDG 1-CHLORINE CYLINDER HOIST	High Disruption. Operations in critical area lost. Significant Delay to restore.	In Service
CL2 BLDG 1-CHLORINE CYLINDER HOIST NORTH	High Disruption. Operations in critical area lost. Significant Delay to restore.	In Service
CL2 BLDG 1-CHLORINE CYLINDER HOIST SOUTH	High Disruption. Operations in critical area lost. Significant Delay to restore.	In Service
CL2 BLDG 1-UPPER LEVEL HOIST	Minor Disruption. Repair to failure longer than trouble call.No operation impact	In Service
CL2 BLDG 1-CL2 ALARM	Hazard - Potential Safety, Health or Environment Issue. Failure without warning.	In Service
CL2 BLDG 1-BACKFLOW PREVENTER	Moderate Disruption. Portion of Operations lost. Moderate delay to restore.	In Service
CL2 BLDG 1-CYLINDER AREA EYE WASH/SHOWER	High Disruption. Operations in critical area lost. Significant Delay to restore.	In Service
CL2 BLDG PLANT 1-FIRE ALARM PANEL	High Disruption. Operations in critical area lost. Significant Delay to restore.	In Service
GRIT BLDG 2-GRIT CHAMBER NORTH	High Disruption. Operations in critical area lost. Significant Delay to restore.	In Service
GRIT BLDG 2-GRIT CHAMBER SOUTH	High Disruption. Operations in critical area lost. Significant Delay to restore.	In Service

GRIT BLDG 2-PLANT INTERCONNECT VALVE	Moderate Disruption. Portion of Operations lost. Moderate delay to restore.	In Service
GRIT BLDG 2-GRIT COLLECTOR NORTH	High Disruption. Operations in critical area lost. Significant Delay to restore.	In Service
GRIT BLDG 2-GRIT COLLECTOR SOUTH	High Disruption. Operations in critical area lost. Significant Delay to restore.	In Service
GRIT BLDG 2-GRIT HOPPER HYDRAULIC UNIT NORTH	Failure should not affect of Safety, Health, Environment or Operations.	In Service
GRIT BLDG 2-GRIT HOPPER HYDRAULIC UNIT SOUTH	Failure should not affect of Safety, Health, Environment or Operations.	In Service
GRIT BLDG 2-GRIT SCREW CONVEYOR NORTH	High Disruption. Operations in critical area lost. Significant Delay to restore.	In Service
GRIT BLDG 2-GRIT SCREW CONVEYOR SOUTH	High Disruption. Operations in critical area lost. Significant Delay to restore.	In Service
GRIT BLDG 2-SUMP PUMP EAST	Minor Disruption. Repair to failure longer than trouble call.No operation impact	In Service
GRIT BLDG 2-SUMP PUMP NORTH	Minor Disruption. Repair to failure longer than trouble call.No operation impact	In Service
GRIT BLDG 2-SUMP PUMP NORTH OUT SIDE	Minor Disruption. Repair to failure longer than trouble call.No operation impact	In Service
GRIT BLDG 2-SUMP PUMP OUTSIDE NORTH	Minor Disruption. Repair to failure longer than trouble call.No operation impact	In Service
GRIT BLDG 2-SUMP PUMP SOUTH	Minor Disruption. Repair to failure longer than trouble call.No operation impact	In Service
GRIT BLDG 2-GRIT CHAMBER DEWTR PMP NORTH	Minor Disruption. Repair to failure longer than trouble call.No operation impact	In Service
GRIT BLDG 2-GRIT CHAMBER DEWTR PMP SOUTH	Failure should not affect of Safety, Health, Environment or Operations.	In Service
GRIT BLDG 2-AIR SCRUBBER	Moderate Disruption. Portion of Operations lost. Moderate delay to restore.	In Service
GRIT BLDG 2-CHLORINE SOLUTION	Failure should not affect of Safety, Health, Environment or Operations.	In Service
GRIT BLDG 2-AERATION BLOWER 1	Moderate Disruption. Portion of Operations lost. Moderate delay to restore.	In Service
GRIT BLDG 2-AERATION BLOWER 2	Moderate Disruption. Portion of Operations lost. Moderate delay to restore.	In Service

GRIT BLDG 2-AERATION ISOLATION	Minor Disruption. Repair to failure longer than trouble call.No operation impact	In Service
GRIT BLDG 2-MAIN FEEDER BREAKER	High Disruption. Operations in critical area lost. Significant Delay to restore.	In Service
GRIT BLDG 2-MAIN FEEDER BREAKER	High Disruption. Operations in critical area lost. Significant Delay to restore.	In Service
GRIT BLDG 2-BACKFLOW PREVENTER	Minor Disruption. Repair to failure longer than trouble call.No operation impact	In Service
GRIT BUILDING-FIRE ALARM PANEL	High Disruption. Operations in critical area lost. Significant Delay to restore.	In Service
AIR SCRUB BLDG 2-SUMP PUMP 1	High Disruption. Operations in critical area lost. Significant Delay to restore.	In Service
AIR SCRUB BLDG 2-SUMP PUMP 2	High Disruption. Operations in critical area lost. Significant Delay to restore.	In Service
AIR SCRUB BLDG 2-BLEACH FEED PUMP STANDBY	Moderate Disruption. Portion of Operations lost. Moderate delay to restore.	In Service
AIR SCRUB BLDG 2-BLEACH FEED PUMP SCRUBBER 1	Moderate Disruption. Portion of Operations lost. Moderate delay to restore.	In Service
AIR SCRUB BLDG 2-BLEACH FEED PUMP SCRUBBER 2	Moderate Disruption. Portion of Operations lost. Moderate delay to restore.	In Service
AIR SCRUB BLDG 2-BLEACH FEED PUMP SCRUBBER 3	High Disruption. Operations in critical area lost. Significant Delay to restore.	In Service
AIR SCRUB BLDG 2-CAUSTIC SODA FEED PUMP STANDBY	Moderate Disruption. Portion of Operations lost. Moderate delay to restore.	In Service
AIR SCRUB BLDG 2-CAUSTIC SODA FEED PUMP SCRUB 1	Moderate Disruption. Portion of Operations lost. Moderate delay to restore.	In Service
AIR SCRUB BLDG 2-CAUSTIC SODA FEED PUMP SCRUB 2	Moderate Disruption. Portion of Operations lost. Moderate delay to restore.	In Service
AIR SCRUB BLDG 2-CAUSTIC SODA FEED PUMP SCRUB 3	Moderate Disruption. Portion of Operations lost. Moderate delay to restore.	In Service
AIR SCRUB BLDG 2-POLY PHOS FEED PUMP SCRUBBER 123	Moderate Disruption. Portion of Operations lost. Moderate delay to restore.	In Service
AIR SCRUB BLDG 2-PACKED TOWER 1	High Disruption. Operations in critical area lost. Significant Delay to restore.	In Service

AIR SCRUB BLDG 2-PACKED TOWER 2	High Disruption. Operations in critical area lost. Significant Delay to restore.	In Service
AIR SCRUB BLDG 2-PACKED TOWER 3	High Disruption. Operations in critical area lost. Significant Delay to restore.	In Service
AIR SCRUB BLDG 2-SCRUB 1 CHEMICAL RECIRC PUMP 1	Moderate Disruption. Portion of Operations lost. Moderate delay to restore.	In Service
AIR SCRUB BLDG 2-SCRUB 1 CHEMICAL RECIRC PUMP 2	Moderate Disruption. Portion of Operations lost. Moderate delay to restore.	In Service
AIR SCRUB BLDG 2-SCRUB 2 CHEMICAL RECIRC PUMP 1	Moderate Disruption. Portion of Operations lost. Moderate delay to restore.	In Service
AIR SCRUB BLDG 2-SCRUB 2 CHEMICAL RECIRC PUMP 2	Moderate Disruption. Portion of Operations lost. Moderate delay to restore.	In Service
AIR SCRUB BLDG 2-SCRUB 3 CHEMICAL RECIRC PUMP 1	Moderate Disruption. Portion of Operations lost. Moderate delay to restore.	In Service
AIR SCRUB BLDG 2-SCRUB 3 CHEMICAL RECIRC PUMP 2	Moderate Disruption. Portion of Operations lost. Moderate delay to restore.	In Service
AIR SCRUB BLDG 2-SCRUBBER BLOWER 1	Moderate Disruption. Portion of Operations lost. Moderate delay to restore.	In Service
AIR SCRUB BLDG 2-SCRUBBER BLOWER 2	High Disruption. Operations in critical area lost. Significant Delay to restore.	In Service
AIR SCRUB BLDG 2-STORAGE TANK 1 BLEACH	Moderate Disruption. Portion of Operations lost. Moderate delay to restore.	In Service
AIR SCRUB BLDG 2-STORAGE TANK 2 CAUSTIC SODA	Moderate Disruption. Portion of Operations lost. Moderate delay to restore.	In Service
AIR SCRUB BLDG 2-EXHAUST FAN 1	Minor Disruption. Repair to failure longer than trouble call.No operation impact	In Service
AIR SCRUB BLDG 2-MOTOR CONTROL CENTER	Moderate Disruption. Portion of Operations lost. Moderate delay to restore.	In Service
AIR SCRUB BLDG 2-BLEACH EYE WASH/SHOWER	High Disruption. Operations in critical area lost. Significant Delay to restore.	In Service
AIR SCRUB BLDG 2-BACKFLOW PREVENTER	Minor Disruption. Repair to failure longer than trouble call.No operation impact	In Service
AIR SCRUB BLDG 2-CAUSTIC EYE WASH/SHOWER	High Disruption. Operations in critical area lost. Significant Delay to restore.	In Service

AIR SCRUB BLDG 2-STORAGE TANK EYE WASH/SHOWER	High Disruption. Operations in critical area lost. Significant Delay to restore.	In Service
AIR SCRUBBER BUILDIG 2-FIRE ALARM PANEL	High Disruption. Operations in critical area lost. Significant Delay to restore.	In Service
AIR SCRUB BLDG 4-SUMP PUMP 1	High Disruption. Operations in critical area lost. Significant Delay to restore.	In Service
AIR SCRUB BLDG 4-SUMP PUMP 2	High Disruption. Operations in critical area lost. Significant Delay to restore.	In Service
AIR SCRUB BLDG 4-BLEACH FEED PUMP STANDBY	Moderate Disruption. Portion of Operations lost. Moderate delay to restore.	In Service
AIR SCRUB BLDG 4-BLEACH FEED PUMP SCRUBBER 1	Moderate Disruption. Portion of Operations lost. Moderate delay to restore.	In Service
AIR SCRUB BLDG 4-BLEACH FEED PUMP SCRUBBER 2	Moderate Disruption. Portion of Operations lost. Moderate delay to restore.	In Service
AIR SCRUB BLDG 4-BLEACH FEED PUMP SCRUBBER 3	Moderate Disruption. Portion of Operations lost. Moderate delay to restore.	In Service
AIR SCRUB BLDG 4-CAUSTIC SODA FEED PUMP STANDBY	Moderate Disruption. Portion of Operations lost. Moderate delay to restore.	In Service
AIR SCRUB BLDG 4-CAUSTIC SODA FEED PUMP SCRUB 1	Moderate Disruption. Portion of Operations lost. Moderate delay to restore.	In Service
AIR SCRUB BLDG 4-CAUSTIC SODA FEED PUMP SCRUB 2	Moderate Disruption. Portion of Operations lost. Moderate delay to restore.	In Service
AIR SCRUB BLDG 4-CAUSTIC SODA FEED PUMP SCRUB 3	Moderate Disruption. Portion of Operations lost. Moderate delay to restore.	In Service
AIR SCRUB BLDG 4-POLY PHOS FEED PUMP SCRUBBER 123	Minor Disruption. Repair to failure longer than trouble call.No operation impact	In Service
AIR SCRUB BLDG 4-PACKED TOWER 1	High Disruption. Operations in critical area lost. Significant Delay to restore.	In Service
AIR SCRUB BLDG 4-PACKED TOWER 2	High Disruption. Operations in critical area lost. Significant Delay to restore.	In Service
AIR SCRUB BLDG 4-PACKED TOWER 3	High Disruption. Operations in critical area lost. Significant Delay to restore.	In Service
AIR SCRUB BLDG 4-SCRUB 1 CHEMICAL RECIRC PUMP 1	Moderate Disruption. Portion of Operations lost. Moderate delay to restore.	In Service



AIR SCRUB BLDG 4-SCRUB 1 CHEMICAL RECIRC PUMP 2	Moderate Disruption. Portion of Operations lost. Moderate delay to restore.	In Service
AIR SCRUB BLDG 4-SCRUB 2 CHEMICAL RECIRC PUMP 1	Moderate Disruption. Portion of Operations lost. Moderate delay to restore.	In Service
AIR SCRUB BLDG 4-SCRUB 2 CHEMICAL RECIRC PUMP 2	Moderate Disruption. Portion of Operations lost. Moderate delay to restore.	In Service
AIR SCRUB BLDG 4-SCRUB 3 CHEMICAL RECIRC PUMP 1	Moderate Disruption. Portion of Operations lost. Moderate delay to restore.	In Service
AIR SCRUB BLDG 4-SCRUB 3 CHEMICAL RECIRC PUMP 2	Moderate Disruption. Portion of Operations lost. Moderate delay to restore.	In Service
AIR SCRUB BLDG 4-SCRUBBER BLOWER 1	High Disruption. Operations in critical area lost. Significant Delay to restore.	In Service
AIR SCRUB BLDG 4-SCRUBBER BLOWER 2	Moderate Disruption. Portion of Operations lost. Moderate delay to restore.	In Service
AIR SCRUB BLDG 4-STORAGE TANK 1 BLEACH	Moderate Disruption. Portion of Operations lost. Moderate delay to restore.	In Service
AIR SCRUB BLDG 4-STORAGE TANK 2 CAUSTIC SODA	Moderate Disruption. Portion of Operations lost. Moderate delay to restore.	In Service
AIR SCRUB BLDG 4-EXHAUST FAN 1	Minor Disruption. Repair to failure longer than trouble call.No operation impact	In Service
AIR SCRUB BLDG 4-MOTOR CONTROL CENTER	Minor Disruption. Repair to failure longer than trouble call.No operation impact	In Service
AIR SCRUB BLDG 4-BLEACH EYE WASH/SHOWER	High Disruption. Operations in critical area lost. Significant Delay to restore.	In Service
AIR SCRUB BLDG 4-CAUSTIC EYE WASH/SHOWER	High Disruption. Operations in critical area lost. Significant Delay to restore.	In Service
AIR SCRUB BLDG 4-STORAGE TANK EYE WASH/SHOWER	High Disruption. Operations in critical area lost. Significant Delay to restore.	In Service
AIR SCRUBBER BUILDING 4-FIRE ALARM PANEL	High Disruption. Operations in critical area lost. Significant Delay to restore.	In Service
AIR SCRUB BLDG 5-SUMP PUMP 1	High Disruption. Operations in critical area lost. Significant Delay to restore.	In Service
AIR SCRUB BLDG 5-SUMP PUMP 2	High Disruption. Operations in critical area lost. Significant Delay to restore.	In Service

AIR SCRUB BLDG 5-BLEACH FEED PUMP STANDBY	Moderate Disruption. Portion of Operations lost. Moderate delay to restore.	In Service
AIR SCRUB BLDG 5-BLEACH FEED PUMP SCRUBBER 1	Moderate Disruption. Portion of Operations lost. Moderate delay to restore.	In Service
AIR SCRUB BLDG 5-BLEACH FEED PUMP SCRUBBER 2	Moderate Disruption. Portion of Operations lost. Moderate delay to restore.	In Service
AIR SCRUB BLDG 5-BLEACH FEED PUMP SCRUBBER 3	Moderate Disruption. Portion of Operations lost. Moderate delay to restore.	In Service
AIR SCRUB BLDG 5-BLEACH STORAGE TANK	Moderate Disruption. Portion of Operations lost. Moderate delay to restore.	In Service
AIR SCRUB BLDG 5-CAUSTIC SODA FEED PUMP STANDBY	Moderate Disruption. Portion of Operations lost. Moderate delay to restore.	In Service
AIR SCRUB BLDG 5-CAUSTIC SODA FEED PUMP SCRUB 1	Moderate Disruption. Portion of Operations lost. Moderate delay to restore.	In Service
AIR SCRUB BLDG 5-CAUSTIC SODA FEED PUMP SCRUB 2	Moderate Disruption. Portion of Operations lost. Moderate delay to restore.	In Service
AIR SCRUB BLDG 5-CAUSTIC SODA FEED PUMP SCRUB 3	Moderate Disruption. Portion of Operations lost. Moderate delay to restore.	In Service
AIR SCRUB BLDG 5-CAUSTIC SODA RECYCLE PUMP	Moderate Disruption. Portion of Operations lost. Moderate delay to restore.	In Service
AIR SCRUB BLDG 5-CAUSTIC SODA STORAGE TANK	Moderate Disruption. Portion of Operations lost. Moderate delay to restore.	In Service
AIR SCRUB BLDG 5-POLY PHOS FEED PUMP SCRUBBER 123	Moderate Disruption. Portion of Operations lost. Moderate delay to restore.	In Service
AIR SCRUB BLDG 5-PACKED TOWER 1	High Disruption. Operations in critical area lost. Significant Delay to restore.	In Service
AIR SCRUB BLDG 5-PACKED TOWER 2	High Disruption. Operations in critical area lost. Significant Delay to restore.	In Service
AIR SCRUB BLDG 5-PACKED TOWER 3	High Disruption. Operations in critical area lost. Significant Delay to restore.	In Service
AIR SCRUB BLDG 5-SCRUBBER 1	High Disruption. Operations in critical area lost. Significant Delay to restore.	In Service
AIR SCRUB BLDG 5-SCRUB 1 CHEMICAL RECIRC PUMP 1	Moderate Disruption. Portion of Operations lost. Moderate delay to restore.	In Service

AIR SCRUB BLDG 5-SCRUB 1 CHEMICAL RECIRC PUMP 2	Moderate Disruption. Portion of Operations lost. Moderate delay to restore.	In Service
AIR SCRUB BLDG 5-SCRUBBER 2	Moderate Disruption. Portion of Operations lost. Moderate delay to restore.	In Service
AIR SCRUB BLDG 5-SCRUB 2 CHEMICAL RECIRC PUMP 1	Moderate Disruption. Portion of Operations lost. Moderate delay to restore.	In Service
AIR SCRUB BLDG 5-SCRUB 2 CHEMICAL RECIRC PUMP 2	Moderate Disruption. Portion of Operations lost. Moderate delay to restore.	In Service
AIR SCRUB BLDG 5-SCRUBBER 3	Moderate Disruption. Portion of Operations lost. Moderate delay to restore.	In Service
AIR SCRUB BLDG 5-SCRUB 3 CHEMICAL RECIRC PUMP 1	Moderate Disruption. Portion of Operations lost. Moderate delay to restore.	In Service
AIR SCRUB BLDG 5-SCRUB 3 CHEMICAL RECIRC PUMP 2	Moderate Disruption. Portion of Operations lost. Moderate delay to restore.	In Service
AIR SCRUB BLDG 5-SCRUBBER BLOWER 1	Moderate Disruption. Portion of Operations lost. Moderate delay to restore.	In Service
AIR SCRUB BLDG 5-SCRUBBER BLOWER 2	Moderate Disruption. Portion of Operations lost. Moderate delay to restore.	In Service
AIR SCRUB BLDG 5-EXHAUST FAN 1	Minor Disruption. Repair to failure longer than trouble call.No operation impact	In Service
AIR SCRUB BLDG 5-EXHAUST FAN 2	Minor Disruption. Repair to failure longer than trouble call.No operation impact	In Service
AIR SCRUB BLDG 5-MOTOR CONTROL CENTER	Moderate Disruption. Portion of Operations lost. Moderate delay to restore.	In Service
AIR SCRUB BLDG 5-OVERHEAD ROLL UP DOOR	Failure should not affect of Safety, Health, Environment or Operations.	In Service
AIR SCRUB BLDG 5-BUILDING BACKFLOW PREVENTER	Moderate Disruption. Portion of Operations lost. Moderate delay to restore.	In Service
AIR SCRUB BLDG 5-BLEACH EYE WASH/SHOWER	High Disruption. Operations in critical area lost. Significant Delay to restore.	In Service
AIR SCRUB BLDG 5-CAUSTIC EYE WASH/SHOWER	High Disruption. Operations in critical area lost. Significant Delay to restore.	In Service
AIR SCRUB BLDG 5-STORAGE TANK EYE WASH/SHOWER	High Disruption. Operations in critical area lost. Significant Delay to restore.	In Service

AIR SCRUBBER BUILDING 5-FIRE ALARM PANEL	High Disruption. Operations in critical area lost. Significant Delay to restore.	In Service
O2 PLANT 2-MOTOR CONTROL CENTER B	High Disruption. Operations in critical area lost. Significant Delay to restore.	In Service
O2 PLANT 2-PLANT 2	Hazard - Potential Safety, Health or Environment Issue. Failure without warning.	In Service
O2 PLANT 2-PLANT 2	Hazard - Potential Safety, Health or Environment Issue. Failure without warning.	In Service
O2 PLANT 2-PLANT 2	Hazard - Potential Safety, Health or Environment Issue. Failure without warning.	In Service
O2 PLANT 2-PLANT 2	Hazard - Potential Safety, Health or Environment Issue. Failure without warning.	In Service
O2 PLANT 2-PLANT 2	Hazard - Potential Safety, Health or Environment Issue. Failure without warning.	In Service
O2 PLANT 2-PLANT 2	Hazard - Potential Safety, Health or Environment Issue. Failure without warning.	In Service
O2 PLANT 2-PLANT 2	Hazard - Potential Safety, Health or Environment Issue. Failure without warning.	In Service
O2 PLANT 2-PLANT 2	Hazard - Potential Safety, Health or Environment Issue. Failure without warning.	In Service
O2 PLANT 2-PLANT 2	Hazard - Potential Safety, Health or Environment Issue. Failure without warning.	In Service
OXYGEN TRAIN PLANT 2 MIX LIQUOR CHANEL BARSCREEN 1	High Disruption. Operations in critical area lost. Significant Delay to restore.	In Service
O2 TRAIN MIX LIQUOR CHANEL-HOIST NORTH	High Disruption. Operations in critical area lost. Significant Delay to restore.	In Service
O2 TRAIN MIX LIQUOR CHANEL-HOIST SOUTH	High Disruption. Operations in critical area lost. Significant Delay to restore.	In Service
O2 TRAIN 1-OXYGENATION TRAIN 1	Minor Disruption. Repair to failure longer than trouble call.No operation impact	In Service
O2 TRAIN 1-PURGE BLOWER 1	Hazard - Potential Safety, Health or Environment Issue. Failure without warning.	In Service
O2 TRAIN 1-OXYGEN FLOW	Hazard - Potential Safety, Health or Environment Issue. Failure without warning.	In Service
O2 TRAIN 1-OXYGEN INSTRUMENTATION SYSTEM	High Disruption. Operations in critical area lost. Significant Delay to restore.	In Service
O2 TRAIN 1-OXYGENATION TRAIN 1 MIXER 11	High Disruption. Operations in critical area lost. Significant Delay to restore.	In Service

O2 TRAIN 1-OXYGENATION TRAIN 1 MIXER 12	High Disruption. Operations in critical area lost. Significant Delay to restore.	In Service
O2 TRAIN 1-OXYGENATION TRAIN 1 MIXER 21	High Disruption. Operations in critical area lost. Significant Delay to restore.	In Service
O2 TRAIN 1-OXYGENATION TRAIN 1 MIXER 22	High Disruption. Operations in critical area lost. Significant Delay to restore.	In Service
O2 TRAIN 1-OXYGENATION TRAIN 1 MIXER 31	High Disruption. Operations in critical area lost. Significant Delay to restore.	In Service
O2 TRAIN 1-OXYGENATION TRAIN 1 MIXER 32	High Disruption. Operations in critical area lost. Significant Delay to restore.	In Service
O2 TRAIN 1-OXYGENATION TRAIN 1 MIXER 41	High Disruption. Operations in critical area lost. Significant Delay to restore.	In Service
O2 TRAIN 1-OXYGENATION TRAIN 1 MIXER 42	High Disruption. Operations in critical area lost. Significant Delay to restore.	In Service
O2 TRAIN 1-OXYGENATION TRAIN 1 MIXER 51	High Disruption. Operations in critical area lost. Significant Delay to restore.	In Service
O2 TRAIN 1-OXYGENATION TRAIN 1 MIXER 52	High Disruption. Operations in critical area lost. Significant Delay to restore.	In Service
O2 TRAIN 1-OXYGENATION TRAIN 1 MIXER 61	High Disruption. Operations in critical area lost. Significant Delay to restore.	In Service
O2 TRAIN 1-OXYGENATION TRAIN 1 MIXER 62	High Disruption. Operations in critical area lost. Significant Delay to restore.	In Service
O2 TRAIN 1-PRESSURE RELIEF	High Disruption. Operations in critical area lost. Significant Delay to restore.	In Service
O2 TRAIN 1-RETURN SLUDGE	Moderate Disruption. Portion of Operations lost. Moderate delay to restore.	In Service
O2 TRAIN 1-OXYGENATION TRAIN 1	High Disruption. Operations in critical area lost. Significant Delay to restore.	In Service
O2 TRAIN 2-OXYGENATION TRAIN 2	Minor Disruption. Repair to failure longer than trouble call.No operation impact	In Service
O2 TRAIN 2-PURGE BLOWER 2	High Disruption. Operations in critical area lost. Significant Delay to restore.	In Service
O2 TRAIN 2-OXYGEN FLOW	Hazard - Potential Safety, Health or Environment Issue. Failure without warning.	In Service

O2 TRAIN 2-OXYGENATION TRAIN 2 MIXER 11	High Disruption. Operations in critical area lost. Significant Delay to restore.	In Service
O2 TRAIN 2-OXYGENATION TRAIN 2 MIXER 12	High Disruption. Operations in critical area lost. Significant Delay to restore.	In Service
O2 TRAIN 2-OXYGENATION TRAIN 2 MIXER 21	High Disruption. Operations in critical area lost. Significant Delay to restore.	In Service
O2 TRAIN 2-OXYGENATION TRAIN 2 MIXER 22	High Disruption. Operations in critical area lost. Significant Delay to restore.	In Service
O2 TRAIN 2-OXYGENATION TRAIN 2 MIXER 31	High Disruption. Operations in critical area lost. Significant Delay to restore.	In Service
O2 TRAIN 2-OXYGENATION TRAIN 2 MIXER 32	High Disruption. Operations in critical area lost. Significant Delay to restore.	In Service
O2 TRAIN 2-OXYGENATION TRAIN 2 MIXER 41	High Disruption. Operations in critical area lost. Significant Delay to restore.	In Service
O2 TRAIN 2-OXYGENATION TRAIN 2 MIXER 42	High Disruption. Operations in critical area lost. Significant Delay to restore.	In Service
O2 TRAIN 2-OXYGENATION TRAIN 2 MIXER 51	High Disruption. Operations in critical area lost. Significant Delay to restore.	In Service
O2 TRAIN 2-OXYGENATION TRAIN 2 MIXER 52	High Disruption. Operations in critical area lost. Significant Delay to restore.	In Service
O2 TRAIN 2-OXYGENATION TRAIN 2 MIXER 61	High Disruption. Operations in critical area lost. Significant Delay to restore.	In Service
O2 TRAIN 2-OXYGENATION TRAIN 2 MIXER 62	High Disruption. Operations in critical area lost. Significant Delay to restore.	In Service
O2 TRAIN 2-OXYGEN INSTRUMENTATION SYSTEM	High Disruption. Operations in critical area lost. Significant Delay to restore.	In Service
O2 TRAIN 2-PRESSURE RELIEF	High Disruption. Operations in critical area lost. Significant Delay to restore.	In Service
O2 TRAIN 2-RETURN SLUDGE	Moderate Disruption. Portion of Operations lost. Moderate delay to restore.	In Service
O2 TRAIN 2-OXYGENATION TRAIN 2	Hazard - Potential Safety, Health or Environment Issue. Failure without warning.	In Service
O2 TRAIN 3-OXYGENATION TRAIN 3	Hazard - Potential Safety, Health or Environment Issue. Failure without warning.	In Service

O2 TRAIN 3-PURGE BLOWER 3	High Disruption. Operations in critical area lost. Significant Delay to restore.	In Service
O2 TRAIN 3-OXYGEN FLOW	Hazard - Potential Safety, Health or Environment Issue. Failure without warning.	In Service
O2 TRAIN 3-OXYGENATION TRAIN 3 MIXER 11	High Disruption. Operations in critical area lost. Significant Delay to restore.	In Service
O2 TRAIN 3-OXYGENATION TRAIN 3 MIXER 12	High Disruption. Operations in critical area lost. Significant Delay to restore.	In Service
O2 TRAIN 3-OXYGENATION TRAIN 3 MIXER 21	High Disruption. Operations in critical area lost. Significant Delay to restore.	In Service
O2 TRAIN 3-OXYGENATION TRAIN 3 MIXER 22	High Disruption. Operations in critical area lost. Significant Delay to restore.	In Service
O2 TRAIN 3-OXYGENATION TRAIN 3 MIXER 31	High Disruption. Operations in critical area lost. Significant Delay to restore.	In Service
O2 TRAIN 3-OXYGENATION TRAIN 3 MIXER 32	High Disruption. Operations in critical area lost. Significant Delay to restore.	In Service
O2 TRAIN 3-OXYGENATION TRAIN 3 MIXER 41	High Disruption. Operations in critical area lost. Significant Delay to restore.	In Service
O2 TRAIN 3-OXYGENATION TRAIN 3 MIXER 42	High Disruption. Operations in critical area lost. Significant Delay to restore.	In Service
O2 TRAIN 3-OXYGENATION TRAIN 3 MIXER 51	High Disruption. Operations in critical area lost. Significant Delay to restore.	In Service
O2 TRAIN 3-OXYGENATION TRAIN 3 MIXER 52	High Disruption. Operations in critical area lost. Significant Delay to restore.	In Service
O2 TRAIN 3-OXYGENATION TRAIN 3 MIXER 61	High Disruption. Operations in critical area lost. Significant Delay to restore.	In Service
O2 TRAIN 3-OXYGENATION TRAIN 3 MIXER 62	High Disruption. Operations in critical area lost. Significant Delay to restore.	In Service
O2 TRAIN 3-OXYGEN INSTRUMENTATION SYSTEM	High Disruption. Operations in critical area lost. Significant Delay to restore.	In Service
O2 TRAIN 3-PRESSURE RELIEF	High Disruption. Operations in critical area lost. Significant Delay to restore.	In Service
O2 TRAIN 3-RETURN SLUDGE	Moderate Disruption. Portion of Operations lost. Moderate delay to restore.	In Service

O2 TRAIN 3-OXYGENATION TRAIN 3	High Disruption. Operations in critical area lost. Significant Delay to restore.	In Service
O2 TRAIN 3-FLUSHING WATER	Moderate Disruption. Portion of Operations lost. Moderate delay to restore.	In Service
O2 TRAIN 4-OXYGENATION TRAIN 4	High Disruption. Operations in critical area lost. Significant Delay to restore.	In Service
O2 TRAIN 4-PURGE BLOWER 4	High Disruption. Operations in critical area lost. Significant Delay to restore.	In Service
O2 TRAIN 4-OXYGEN FLOW	Hazard - Potential Safety, Health or Environment Issue. Failure without warning.	In Service
O2 TRAIN 4-OXYGENATION TRAIN 4 MIXER 11	High Disruption. Operations in critical area lost. Significant Delay to restore.	In Service
O2 TRAIN 4-OXYGENATION TRAIN 4 MIXER 12	High Disruption. Operations in critical area lost. Significant Delay to restore.	In Service
O2 TRAIN 4-OXYGENATION TRAIN 4 MIXER 21	High Disruption. Operations in critical area lost. Significant Delay to restore.	In Service
O2 TRAIN 4-OXYGENATION TRAIN 4 MIXER 22	High Disruption. Operations in critical area lost. Significant Delay to restore.	In Service
O2 TRAIN 4-OXYGENATION TRAIN 4 MIXER 31	High Disruption. Operations in critical area lost. Significant Delay to restore.	In Service
O2 TRAIN 4-OXYGENATION TRAIN 4 MIXER 32	High Disruption. Operations in critical area lost. Significant Delay to restore.	In Service
O2 TRAIN 4-OXYGENATION TRAIN 4 MIXER 41	High Disruption. Operations in critical area lost. Significant Delay to restore.	In Service
O2 TRAIN 4-OXYGENATION TRAIN 4 MIXER 42	High Disruption. Operations in critical area lost. Significant Delay to restore.	In Service
O2 TRAIN 4-OXYGENATION TRAIN 4 MIXER 51	High Disruption. Operations in critical area lost. Significant Delay to restore.	In Service
O2 TRAIN 4-OXYGENATION TRAIN 4 MIXER 52	High Disruption. Operations in critical area lost. Significant Delay to restore.	In Service
O2 TRAIN 4-OXYGENATION TRAIN 4 MIXER 61	High Disruption. Operations in critical area lost. Significant Delay to restore.	In Service
O2 TRAIN 4-OXYGENATION TRAIN 4 MIXER 62	High Disruption. Operations in critical area lost. Significant Delay to restore.	In Service



O2 TRAIN 4-OXYGEN INSTRUMENTATION SYSTEM	High Disruption. Operations in critical area lost. Significant Delay to restore.	In Service
O2 TRAIN 4-PRESSURE RELIEF	High Disruption. Operations in critical area lost. Significant Delay to restore.	In Service
O2 TRAIN 4-RETURN SLUDGE	Moderate Disruption. Portion of Operations lost. Moderate delay to restore.	In Service
O2 TRAIN 4-OXYGENATION TRAIN 4	High Disruption. Operations in critical area lost. Significant Delay to restore.	In Service
O2 TRAIN 4-FLUSHING WATER	Moderate Disruption. Portion of Operations lost. Moderate delay to restore.	In Service
RTN SLDG FINAL SETTLING TANKS-AERATION DIFFUSER	Moderate Disruption. Portion of Operations lost. Moderate delay to restore.	In Service
FINAL SETTLING TANKS EFFLUENT CHANEL HOIST SYSTEM	High Disruption. Operations in critical area lost. Significant Delay to restore.	In Service
EFFLUENT CHANNEL CHLORINE ANALYZER	Moderate Disruption. Portion of Operations lost. Moderate delay to restore.	In Service
FINAL SETTLING TNK 1-SCUM BARSCREEN 1	Moderate Disruption. Portion of Operations lost. Moderate delay to restore.	In Service
FINAL SETTLING TNK 1-FINAL SETTLING TANK 1	High Disruption. Operations in critical area lost. Significant Delay to restore.	In Service
FINAL SETTLING TNK 1-SCUM PUMP 1	Minor Disruption. Repair to failure longer than trouble call.No operation impact	In Service
FINAL SETTLING TNK 1-SCUM PUMP 2	Minor Disruption. Repair to failure longer than trouble call.No operation impact	In Service
FINAL SETTLING TNK 1-FINAL SETTLING TANK 1	High Disruption. Operations in critical area lost. Significant Delay to restore.	In Service
FINAL SETTLING TNK 2-FINAL SETTLING TANK 2	High Disruption. Operations in critical area lost. Significant Delay to restore.	In Service
FINAL SETTLING TNK 2-FINAL SETTLING TANK 2	High Disruption. Operations in critical area lost. Significant Delay to restore.	In Service
FINAL SETTLING TNK 3-FINAL SETTLING TANK 3	High Disruption. Operations in critical area lost. Significant Delay to restore.	In Service
FINAL SETTLING TNK 3-FINAL SETTLING TANK 3	High Disruption. Operations in critical area lost. Significant Delay to restore.	In Service

FINAL SETTLING TNK 4-FINAL SETTLING TANK 4	High Disruption. Operations in critical area lost. Significant Delay to restore.	In Service
FINAL SETTLING TNK 4-FINAL SETTLING TANK 4	High Disruption. Operations in critical area lost. Significant Delay to restore.	In Service
FINAL SETTLING TNK 5-FINAL SETTLING TANK 5	High Disruption. Operations in critical area lost. Significant Delay to restore.	In Service
FINAL SETTLING TNK 5-SCUM TROUGH	Minor Disruption. Repair to failure longer than trouble call.No operation impact	In Service
FINAL SETTLING TNK 5-FINAL SETTLING TANK 5	High Disruption. Operations in critical area lost. Significant Delay to restore.	In Service
FINAL SETTLING TNK 6-FINAL SETTLING TANK 6	Hazard - Potential Safety, Health or Enviroment Issue. Failure without warning.	In Service
FINAL SETTLING TNK 6-SCUM TROUGH	Minor Disruption. Repair to failure longer than trouble call.No operation impact	In Service
FINAL SETTLING TNK 6-FINAL SETTLING TANK 6	High Disruption. Operations in critical area lost. Significant Delay to restore.	In Service
FINAL SETTLING TNK 6-CHLORINE DIFFUSER	Hazard - Potential Safety, Health or Enviroment Issue. Failure without warning.	In Service
FINAL SETTLING TNK 7-FINAL SETTLING TANK 7	High Disruption. Operations in critical area lost. Significant Delay to restore.	In Service
FINAL SETTLING TNK 7-FINAL SETTLING TANK 7	High Disruption. Operations in critical area lost. Significant Delay to restore.	In Service
FINAL SETTLING TNK 8-FINAL SETTLING TANK 8	High Disruption. Operations in critical area lost. Significant Delay to restore.	In Service
FINAL SETTLING TNK 8-FINAL SETTLING TANK 8	High Disruption. Operations in critical area lost. Significant Delay to restore.	In Service
FINAL SETTLING TNK 9-FINAL SETTLING TANK 9	High Disruption. Operations in critical area lost. Significant Delay to restore.	In Service
FINAL SETTLING TNK 9-FINAL SETTLING TANK 9	High Disruption. Operations in critical area lost. Significant Delay to restore.	In Service
FINAL SETTLING TNK 10-SCUM BARSCREEN 2	Minor Disruption. Repair to failure longer than trouble call.No operation impact	In Service
FINAL SETTLING TNK 10-FINAL SETTLING TNK10	High Disruption. Operations in critical area lost. Significant Delay to restore.	In Service

FINAL SETTLING TNK 10-SCUM PUMP 3	Minor Disruption. Repair to failure longer than trouble call.No operation impact	In Service
FINAL SETTLING TNK 10-SCUM PUMP 4	Minor Disruption. Repair to failure longer than trouble call.No operation impact	In Service
FINAL SETTLING TNK 10-FINAL SETTLING TANK 10	High Disruption. Operations in critical area lost. Significant Delay to restore.	In Service
FINAL SETTLING TNK 10-EFF WATER SUPPLY PUMP 1	Moderate Disruption. Portion of Operations lost. Moderate delay to restore.	In Service
FINAL SETTLING TNK 10-EFF WATER SUPPLY PUMP 2	Moderate Disruption. Portion of Operations lost. Moderate delay to restore.	In Service
FINAL SETTLING TNK 10-EFFLUENT SAMPLE PUMP	Minor Disruption. Repair to failure longer than trouble call.No operation impact	In Service
RTN SLDG ST1-SUMP PUMP 1	Minor Disruption. Repair to failure longer than trouble call.No operation impact	In Service
RTN SLDG ST1-RETURN SLUDGE DISCHARGE MANIFOLD	Moderate Disruption. Portion of Operations lost. Moderate delay to restore.	In Service
RTN SLDG ST1-RETURN SLUDGE PUMP 1	High Disruption. Operations in critical area lost. Significant Delay to restore.	In Service
RTN SLDG ST1-RETURN SLUDGE PUMP 2	High Disruption. Operations in critical area lost. Significant Delay to restore.	In Service
RTN SLDG ST1-RETURN SLUDGE PUMP 3	High Disruption. Operations in critical area lost. Significant Delay to restore.	In Service
RTN SLDG ST1-RETURN SLUDGE PUMP 4	High Disruption. Operations in critical area lost. Significant Delay to restore.	In Service
RTN SLDG ST1-RETURN SLUDGE SUCTION MANIFOLD	Moderate Disruption. Portion of Operations lost. Moderate delay to restore.	In Service
RTN SLDG ST1-SEAL WATER PUMP 1	Minor Disruption. Repair to failure longer than trouble call.No operation impact	In Service
RTN SLDG ST1-SEAL WATER PUMP 2	Minor Disruption. Repair to failure longer than trouble call.No operation impact	In Service
RTN SLDG ST1-SEAL WATER SYSTEM	Minor Disruption. Repair to failure longer than trouble call.No operation impact	In Service
RTN SLDG ST1-CHLORINE SOLUTION	Minor Disruption. Repair to failure longer than trouble call.No operation impact	In Service

RTN SLDG ST1-MOTOR CONTROL CENTER 1	High Disruption. Operations in critical area lost. Significant Delay to restore.	In Service
RTN SLDG ST1-POWER & LIGHTING PANEL 1B	Minor Disruption. Repair to failure longer than trouble call.No operation impact	In Service
RTN SLDG ST1-BACKFLOW PREVENTER	Failure should not affect of Safety, Health, Environment or Operations.	In Service
RETURN SLUGE STATION 1 PLANT 2-FIRE ALARM PANEL	High Disruption. Operations in critical area lost. Significant Delay to restore.	In Service
RTN SLDG ST2-SUMP PUMP 1	Minor Disruption. Repair to failure longer than trouble call.No operation impact	In Service
RTN SLDG ST2-RETURN SLUDGE DISCHARGE MANIFOLD	Moderate Disruption. Portion of Operations lost. Moderate delay to restore.	In Service
RTN SLDG ST2-RETURN SLUDGE PUMP 1	High Disruption. Operations in critical area lost. Significant Delay to restore.	In Service
RTN SLDG ST2-RETURN SLUDGE PUMP 2	High Disruption. Operations in critical area lost. Significant Delay to restore.	In Service
RTN SLDG ST2-RETURN SLUDGE PUMP 3	High Disruption. Operations in critical area lost. Significant Delay to restore.	In Service
RTN SLDG ST2-RETURN SLUDGE PUMP 4	High Disruption. Operations in critical area lost. Significant Delay to restore.	In Service
RTN SLDG ST2-RETURN SLUDGE SUCTION MANIFOLD	Moderate Disruption. Portion of Operations lost. Moderate delay to restore.	In Service
RTN SLDG ST2-MOTOR CONTROL CENTER 2	High Disruption. Operations in critical area lost. Significant Delay to restore.	In Service
RTN SLDG ST2-POWER & LIGHTING PANEL 2B	Moderate Disruption. Portion of Operations lost. Moderate delay to restore.	In Service
RETURN SLUGE STATION 2 PLANT 2-FIRE ALARM PANEL	High Disruption. Operations in critical area lost. Significant Delay to restore.	In Service
RTN SLDG ST3-SUMP PUMP 1	Minor Disruption. Repair to failure longer than trouble call.No operation impact	In Service
RTN SLDG ST3-RETURN SLUDGE DISCHARGE MANIFOLD	Minor Disruption. Repair to failure longer than trouble call.No operation impact	In Service
RTN SLDG ST3-RETURN SLUDGE PUMP 1	High Disruption. Operations in critical area lost. Significant Delay to restore.	In Service

RTN SLDG ST3-RETURN SLUDGE PUMP 2	High Disruption. Operations in critical area lost. Significant Delay to restore.	In Service
RTN SLDG ST3-RETURN SLUDGE PUMP 3	High Disruption. Operations in critical area lost. Significant Delay to restore.	In Service
RTN SLDG ST3-RETURN SLUDGE PUMP 4	High Disruption. Operations in critical area lost. Significant Delay to restore.	In Service
RTN SLDG ST3-RETURN SLUDGE SUCTION MANIFOLD	Moderate Disruption. Portion of Operations lost. Moderate delay to restore.	In Service
RTN SLDG ST3-AERATION BLOWER 1	Moderate Disruption. Portion of Operations lost. Moderate delay to restore.	In Service
RTN SLDG ST3-AERATION BLOWER 2	Moderate Disruption. Portion of Operations lost. Moderate delay to restore.	In Service
RTN SLDG ST3-MOTOR CONTROL CENTER 3	Moderate Disruption. Portion of Operations lost. Moderate delay to restore.	In Service
RTN SLDG ST3-POWER & LIGHTING PANEL 3B	Minor Disruption. Repair to failure longer than trouble call.No operation impact	In Service
RETURN SLUGE STATION 3 PLANT 2-FIRE ALARM PANEL	High Disruption. Operations in critical area lost. Significant Delay to restore.	In Service
RTN SLDG ST4-SUMP PUMP 1	Minor Disruption. Repair to failure longer than trouble call.No operation impact	In Service
RTN SLDG ST4-RETURN SLUDGE DISCHARGE MANIFOLD	Minor Disruption. Repair to failure longer than trouble call.No operation impact	In Service
RTN SLDG ST4-RETURN SLUDGE PUMP 1	High Disruption. Operations in critical area lost. Significant Delay to restore.	In Service
RTN SLDG ST4-RETURN SLUDGE PUMP 2	High Disruption. Operations in critical area lost. Significant Delay to restore.	In Service
RTN SLDG ST4-RETURN SLUDGE PUMP 3	High Disruption. Operations in critical area lost. Significant Delay to restore.	In Service
RTN SLDG ST4-RETURN SLUDGE PUMP 4	High Disruption. Operations in critical area lost. Significant Delay to restore.	In Service
RTN SLDG ST4-RETURN SLUDGE SUCTION MANIFOLD	Moderate Disruption. Portion of Operations lost. Moderate delay to restore.	In Service
RTN SLDG ST4-MOTOR CONTROL CENTER 4	Moderate Disruption. Portion of Operations lost. Moderate delay to restore.	In Service

RTN SLDG ST4-POWER & LIGHTING PANEL 4B	Minor Disruption. Repair to failure longer than trouble call.No operation impact	In Service
RETURN SLUGE STATION 4 PLANT 2-FIRE ALARM PANEL	High Disruption. Operations in critical area lost. Significant Delay to restore.	In Service
RTN SLDG ST5-SUMP PUMP 1	Minor Disruption. Repair to failure longer than trouble call.No operation impact	In Service
RTN SLDG ST5-RETURN SLUDGE DISCHARGE MANIFOLD	Minor Disruption. Repair to failure longer than trouble call.No operation impact	In Service
RTN SLDG ST5-RETURN SLUDGE PUMP 1	High Disruption. Operations in critical area lost. Significant Delay to restore.	In Service
RTN SLDG ST5-RETURN SLUDGE PUMP 2	High Disruption. Operations in critical area lost. Significant Delay to restore.	In Service
RTN SLDG ST5-RETURN SLUDGE PUMP 3	High Disruption. Operations in critical area lost. Significant Delay to restore.	In Service
RTN SLDG ST5-RETURN SLUDGE PUMP 4	High Disruption. Operations in critical area lost. Significant Delay to restore.	In Service
RTN SLDG ST5-RETURN SLUDGE SUCTION MANIFOLD	Moderate Disruption. Portion of Operations lost. Moderate delay to restore.	In Service
RTN SLDG ST5-CENTRATE SLUGE PUMP 1	High Disruption. Operations in critical area lost. Significant Delay to restore.	In Service
RTN SLDG ST5-CENTRATE SLUGE PUMP 2	High Disruption. Operations in critical area lost. Significant Delay to restore.	In Service
RTN SLDG ST5-MOTOR CONTROL CENTER 5	High Disruption. Operations in critical area lost. Significant Delay to restore.	In Service
RTN SLDG ST5-POWER & LIGHTING PANEL 5B	Minor Disruption. Repair to failure longer than trouble call.No operation impact	In Service
RETURN SLUGE STATION 5 PLANT 2-FIRE ALARM PANEL	High Disruption. Operations in critical area lost. Significant Delay to restore.	In Service
SLDG CONC BLDG 2-SUMP PUMP 1	Minor Disruption. Repair to failure longer than trouble call.No operation impact	In Service
SLDG CONC BLDG 2-SUMP PUMP 2	Minor Disruption. Repair to failure longer than trouble call.No operation impact	In Service
SLDG CONC BLDG 2-WASTEWATER WET WELL	Moderate Disruption. Portion of Operations lost. Moderate delay to restore.	In Service

SLDG CONC BLDG 2-WASTEWATER WET WELL	Moderate Disruption. Portion of Operations lost. Moderate delay to restore.	In Service
SLDG CONC BLDG 2-SUPPLY FAN 1	Failure should not affect of Safety, Health, Environment or Operations.	In Service
SLDG CONC BLDG 2-SLUDGE DISCHARGE MANIFOLD	Moderate Disruption. Portion of Operations lost. Moderate delay to restore.	In Service
SLDG CONC BLDG 2-SLUDGE PUMP 1	High Disruption. Operations in critical area lost. Significant Delay to restore.	In Service
SLDG CONC BLDG 2-SLUDGE PUMP 2	High Disruption. Operations in critical area lost. Significant Delay to restore.	In Service
SLDG CONC BLDG 2-SLUDGE PUMP 3	High Disruption. Operations in critical area lost. Significant Delay to restore.	In Service
SLDG CONC BLDG 2-SLUDGE PUMP 4	High Disruption. Operations in critical area lost. Significant Delay to restore.	In Service
SLDG CONC BLDG 2-SLUDGE PUMP 5	High Disruption. Operations in critical area lost. Significant Delay to restore.	In Service
SLDG CONC BLDG 2-SLUDGE PUMP 6	High Disruption. Operations in critical area lost. Significant Delay to restore.	In Service
SLDG CONC BLDG 2-SLUDGE SUCTION MANIFOLD	Minor Disruption. Repair to failure longer than trouble call.No operation impact	In Service
SLDG CONC BLDG 2-SLUDGE TRANSFER MANIFOLD	Minor Disruption. Repair to failure longer than trouble call.No operation impact	In Service
SLDG CONC BLDG 2-INTERPLANT WASTEWATER RETURN	Moderate Disruption. Portion of Operations lost. Moderate delay to restore.	In Service
SLDG CONC BLDG 2-WASTEWATER PUMP 1	High Disruption. Operations in critical area lost. Significant Delay to restore.	In Service
SLDG CONC BLDG 2-WASTEWATER PUMP 2	High Disruption. Operations in critical area lost. Significant Delay to restore.	In Service
SLDG CONC BLDG 2-WASTEWATER PUMP 3	High Disruption. Operations in critical area lost. Significant Delay to restore.	In Service
SLDG CONC BLDG 2-WASTEWATER PUMP 4	High Disruption. Operations in critical area lost. Significant Delay to restore.	In Service
SLDG CONC BLDG 2-WASTEWATER PUMP 5	High Disruption. Operations in critical area lost. Significant Delay to restore.	In Service

SLDG CONC BLDG 2-WASTEWATER PUMP 6	High Disruption. Operations in critical area lost. Significant Delay to restore.	In Service
SLDG CONC BLDG 2-SLUDGE TRANSFER MANIFOLD	Minor Disruption. Repair to failure longer than trouble call.No operation impact	In Service
SLDG CONC BLDG 2-MOTOR CONTROL CENTER A	High Disruption. Operations in critical area lost. Significant Delay to restore.	In Service
SLDG CONC BLDG 2-MOTOR CONTROL CENTER B	High Disruption. Operations in critical area lost. Significant Delay to restore.	In Service
SLDG CONC BLDG 2-POWER & LIGHTING PANEL C	Failure should not affect of Safety, Health, Environment or Operations.	In Service
SLUGE CONCENTRATION BUILDING/PLANT 2 -FIRE ALARM PANEL	High Disruption. Operations in critical area lost. Significant Delay to restore.	In Service
SLDG CONC TNK 1-AIR SCRUBBER	Failure should not affect of Safety, Health, Environment or Operations.	In Service
SLDG CONC TNK 1-SLUDGE CONCENTRATION TANK 1	Moderate Disruption. Portion of Operations lost. Moderate delay to restore.	In Service
SLDG CONC TNK 2-AIR SCRUBBER	Failure should not affect of Safety, Health, Environment or Operations.	In Service
SLDG CONC TNK 2-SLUDGE CONCENTRATION TANK 2	Moderate Disruption. Portion of Operations lost. Moderate delay to restore.	In Service
SLDG CONC TNK 3-AIR SCRUBBER	Failure should not affect of Safety, Health, Environment or Operations.	In Service
SLDG CONC TNK 3-SLUDGE CONCENTRATION TANK 3	Moderate Disruption. Portion of Operations lost. Moderate delay to restore.	In Service
SLDG CONC TNK 4-AIR SCRUBBER	Failure should not affect of Safety, Health, Environment or Operations.	In Service
SLDG CONC TNK 4-SLUDGE CONCENTRATION TANK 4	Moderate Disruption. Portion of Operations lost. Moderate delay to restore.	In Service
POLYMER BLDG-POLYMER AIR SUPPLY	High Disruption. Operations in critical area lost. Significant Delay to restore.	In Service
POLYMER BLDG-HOLDING TANK	Minor Disruption. Repair to failure longer than trouble call.No operation impact	In Service
POLYMER BLDG-MIXING TANK	Moderate Disruption. Portion of Operations lost. Moderate delay to restore.	In Service
POLYMER BLDG-POLYMER BLENDER 1	High Disruption. Operations in critical area lost. Significant Delay to restore.	In Service



POLYMER BLDG-POLYMER BLENDER 2	High Disruption. Operations in critical area lost. Significant Delay to restore.	In Service
POLYMER BLDG-POLYMER FEED PUMP 1	Moderate Disruption. Portion of Operations lost. Moderate delay to restore.	In Service
POLYMER BLDG-POLYMER FEED PUMP 2	Moderate Disruption. Portion of Operations lost. Moderate delay to restore.	In Service
POLYMER BLDG-POLYMER FEED PUMP 3	Moderate Disruption. Portion of Operations lost. Moderate delay to restore.	In Service
POLYMER BLDG-POLYMER FEED PUMP 4	Moderate Disruption. Portion of Operations lost. Moderate delay to restore.	In Service
POLYMER BLDG-POLYMER FEED PUMP 5	Moderate Disruption. Portion of Operations lost. Moderate delay to restore.	In Service
POLYMER BLDG-POLYMER FEED PUMP 6	Moderate Disruption. Portion of Operations lost. Moderate delay to restore.	In Service
POLYMER BLDG-POLYMER TRANSFER PUMP	High Disruption. Operations in critical area lost. Significant Delay to restore.	In Service
POLYMER BLDG-PANEL A	Moderate Disruption. Portion of Operations lost. Moderate delay to restore.	In Service
POLYMER BLDG-NORTH BACKFLOW PREVENTER	Minor Disruption. Repair to failure longer than trouble call.No operation impact	In Service
POLYMER BLDG-POLYMER WATER SUPPLY	High Disruption. Operations in critical area lost. Significant Delay to restore.	In Service
POLYMER BLDG-SOUTH BACKFLOW PREVENTER	Moderate Disruption. Portion of Operations lost. Moderate delay to restore.	In Service
PLANT 2 POLYMER BUILDING- FIRE ALARM PANEL		In Service
DIG CLST CTRL BLDG 1-DIGESTER CLUSTER 1	Minor Disruption. Repair to failure longer than trouble call.No operation impact	In Service
DIG CLST CTRL BLDG 1-SUMP PUMP 1	Minor Disruption. Repair to failure longer than trouble call.No operation impact	In Service
DIG CLST CTRL BLDG 1-VALVE PIT 1	Minor Disruption. Repair to failure longer than trouble call.No operation impact	In Service
DIG CLST CTRL BLDG 1-EXHAUST FAN 1	Hazard - Potential Safety, Health or Environment Issue. Failure without warning.	In Service

DIG CLST CTRL BLDG 1-SUPPLY FAN 1	Hazard - Potential Safety, Health or Environment Issue. Failure without warning.	In Service
DIG CLST CTRL BLDG 1-VALVE PIT 1	Minor Disruption. Repair to failure longer than trouble call.No operation impact	In Service
DIG CLST CTRL BLDG 1-DIGESTER 1	Moderate Disruption. Portion of Operations lost. Moderate delay to restore.	In Service
DIG CLST CTRL BLDG 1-DIGESTER 2	Moderate Disruption. Portion of Operations lost. Moderate delay to restore.	In Service
DIG CLST CTRL BLDG 1-DIGESTER 3	Moderate Disruption. Portion of Operations lost. Moderate delay to restore.	In Service
DIG CLST CTRL BLDG 1-DIGESTER 4	High Disruption. Operations in critical area lost. Significant Delay to restore.	In Service
DIG CLST CTRL BLDG 1-DIGESTER CLUSTER 1	Minor Disruption. Repair to failure longer than trouble call.No operation impact	In Service
DIG CLST CTRL BLDG 1-VALVE PIT 1	Minor Disruption. Repair to failure longer than trouble call.No operation impact	In Service
DIG CLST CTRL BLDG 1-RECIRCULATION PUMP 1	High Disruption. Operations in critical area lost. Significant Delay to restore.	In Service
DIG CLST CTRL BLDG 1-RECIRCULATION PUMP 2	High Disruption. Operations in critical area lost. Significant Delay to restore.	In Service
DIG CLST CTRL BLDG 1-DIGESTER 1	Minor Disruption. Repair to failure longer than trouble call.No operation impact	In Service
DIG CLST CTRL BLDG 1-DIGESTER 2	Minor Disruption. Repair to failure longer than trouble call.No operation impact	In Service
DIG CLST CTRL BLDG 1-DIGESTER 3	Minor Disruption. Repair to failure longer than trouble call.No operation impact	In Service
DIG CLST CTRL BLDG 1-DIGESTER 4	Moderate Disruption. Portion of Operations lost. Moderate delay to restore.	In Service
DIG CLST CTRL BLDG 1-DIGESTER CLUSTER 1	Minor Disruption. Repair to failure longer than trouble call.No operation impact	In Service
DIG CLST CTRL BLDG 1-TRANSFER PUMP 1	High Disruption. Operations in critical area lost. Significant Delay to restore.	In Service
DIG CLST CTRL BLDG 1-TRANSFER PUMP 1 & 2	High Disruption. Operations in critical area lost. Significant Delay to restore.	In Service

DIG CLST CTRL BLDG 1-TRANSFER PUMP 2	High Disruption. Operations in critical area lost. Significant Delay to restore.	In Service
DIG CLST CTRL BLDG 1-TRANSFER PUMP 3	High Disruption. Operations in critical area lost. Significant Delay to restore.	In Service
DIG CLST CTRL BLDG 1-TRANSFER PUMP 3 & 4	High Disruption. Operations in critical area lost. Significant Delay to restore.	In Service
DIG CLST CTRL BLDG 1-TRANSFER PUMP 4	High Disruption. Operations in critical area lost. Significant Delay to restore.	In Service
DIG CLST CTRL BLDG 1-VALVE PIT 1	Minor Disruption. Repair to failure longer than trouble call.No operation impact	In Service
DIG CLST CTRL BLDG 1-DIGESTER 1	High Disruption. Operations in critical area lost. Significant Delay to restore.	In Service
DIG CLST CTRL BLDG 1-DIGESTER 2	High Disruption. Operations in critical area lost. Significant Delay to restore.	In Service
DIG CLST CTRL BLDG 1-DIGESTER 3	High Disruption. Operations in critical area lost. Significant Delay to restore.	In Service
DIG CLST CTRL BLDG 1-DIGESTER 4	Moderate Disruption. Portion of Operations lost. Moderate delay to restore.	In Service
DIG CLST CTRL BLDG 1-GAS BOOSTER PUMP 1	High Disruption. Operations in critical area lost. Significant Delay to restore.	In Service
DIG CLST CTRL BLDG 1-GAS BOOSTER PUMP 2	High Disruption. Operations in critical area lost. Significant Delay to restore.	In Service
DIG CLST CTRL BLDG 1-WASTE GAS BURNER 1	Minor Disruption. Repair to failure longer than trouble call.No operation impact	In Service
DIG CLST CTRL BLDG 1-WASTE GAS BURNER 2	Minor Disruption. Repair to failure longer than trouble call.No operation impact	In Service
DIG CLST CTRL BLDG 1-WASTE GAS SYSTEM	Moderate Disruption. Portion of Operations lost. Moderate delay to restore.	In Service
DIG CLST CTRL BLDG 1-HEAT EXCHANGER 1	Moderate Disruption. Portion of Operations lost. Moderate delay to restore.	In Service
DIG CLST CTRL BLDG 1-HEAT EXCHANGER 2	High Disruption. Operations in critical area lost. Significant Delay to restore.	In Service
DIG CLST CTRL BLDG 1-MOTOR CONTROL CENTER	High Disruption. Operations in critical area lost. Significant Delay to restore.	In Service

DIG CLST CTRL BLDG 1-HEAT EXCHANGER 1	Moderate Disruption. Portion of Operations lost. Moderate delay to restore.	In Service
DIG CLST CTRL BLDG 1-HEAT EXCHANGER 2	Moderate Disruption. Portion of Operations lost. Moderate delay to restore.	In Service
CLUSTER CONTROL BLDG 1/PLANT 2 INSTRUMENTATION SYSTEM	High Disruption. Operations in critical area lost. Significant Delay to restore.	In Service
DIGESTER CLUSTER CONTROL BUILDING 1/PLANT 2 -FIRE ALARM PANEL	High Disruption. Operations in critical area lost. Significant Delay to restore.	In Service
DIGESTER TANK 2-DOME EXHAUST FAN	Minor Disruption. Repair to failure longer than trouble call.No operation impact	In Service
DIGESTER TANK 2-TANK COVER	High Disruption. Operations in critical area lost. Significant Delay to restore.	In Service
DIGESTER TANK 2-DIGESTER TANK 2	Moderate Disruption. Portion of Operations lost. Moderate delay to restore.	In Service
DIGESTER TANK 2-PRESSURE RELIEF	Moderate Disruption. Portion of Operations lost. Moderate delay to restore.	In Service
DIGESTER TANK 1-DOME EXHAUST FAN	Minor Disruption. Repair to failure longer than trouble call.No operation impact	In Service
DIGESTER TANK 1-TANK COVER	High Disruption. Operations in critical area lost. Significant Delay to restore.	In Service
DIGESTER TANK 1-DIGESTER TANK 1	Moderate Disruption. Portion of Operations lost. Moderate delay to restore.	In Service
DIGESTER TANK 1-MIXER 1	Moderate Disruption. Portion of Operations lost. Moderate delay to restore.	In Service
DIGESTER TANK 1-MIXER 2	Moderate Disruption. Portion of Operations lost. Moderate delay to restore.	In Service
DIGESTER TANK 1-MIXER 3	Moderate Disruption. Portion of Operations lost. Moderate delay to restore.	In Service
DIGESTER TANK 1-GAS RECIRCULATOR 1	Minor Disruption. Repair to failure longer than trouble call.No operation impact	In Service
DIGESTER TANK 1-PRESSURE RELIEF	Moderate Disruption. Portion of Operations lost. Moderate delay to restore.	In Service
DIGESTER TANK 4-DOME EXHAUST FAN	Minor Disruption. Repair to failure longer than trouble call.No operation impact	In Service

DIGESTER TANK 4-TANK COVER	High Disruption. Operations in critical area lost. Significant Delay to restore.	In Service
DIGESTER TANK 4-DIGESTER TANK 4	Moderate Disruption. Portion of Operations lost. Moderate delay to restore.	In Service
DIGESTER TANK 4-PRESSURE RELIEF	Moderate Disruption. Portion of Operations lost. Moderate delay to restore.	In Service
DIGESTER TANK 3-DOME EXHAUST FAN	Minor Disruption. Repair to failure longer than trouble call.No operation impact	In Service
DIGESTER TANK 3-TANK COVER	High Disruption. Operations in critical area lost. Significant Delay to restore.	In Service
DIGESTER TANK 3-DIGESTER TANK 3	Moderate Disruption. Portion of Operations lost. Moderate delay to restore.	In Service
DIGESTER TANK 3-MIXER 1	Moderate Disruption. Portion of Operations lost. Moderate delay to restore.	In Service
DIGESTER TANK 3-MIXER 2	Moderate Disruption. Portion of Operations lost. Moderate delay to restore.	In Service
DIGESTER TANK 3-MIXER 3	Moderate Disruption. Portion of Operations lost. Moderate delay to restore.	In Service
DIGESTER TANK 3-GAS RECIRCULATOR 2	Minor Disruption. Repair to failure longer than trouble call.No operation impact	In Service
DIGESTER TANK 3-PRESSURE RELIEF	High Disruption. Operations in critical area lost. Significant Delay to restore.	In Service
DIG CLST CTRL BLDG 2-DIGESTER CLUSTER 2	Minor Disruption. Repair to failure longer than trouble call.No operation impact	In Service
DIG CLST CTRL BLDG 2-SUMP PUMP 1	Minor Disruption. Repair to failure longer than trouble call.No operation impact	In Service
DIG CLST CTRL BLDG 2-VALVE PIT 2	Minor Disruption. Repair to failure longer than trouble call.No operation impact	In Service
DIG CLST CTRL BLDG 2-EXHAUST FAN 1	Minor Disruption. Repair to failure longer than trouble call.No operation impact	In Service
DIG CLST CTRL BLDG 2-SUPPLY FAN 1	Hazard - Potential Safety, Health or Environment Issue. Failure without warning.	In Service
DIG CLST CTRL BLDG 2-DIGESTER 5	High Disruption. Operations in critical area lost. Significant Delay to restore.	In Service

DIG CLST CTRL BLDG 2-DIGESTER 6	High Disruption. Operations in critical area lost. Significant Delay to restore.	In Service
DIG CLST CTRL BLDG 2-VALVE PIT 2	Minor Disruption. Repair to failure longer than trouble call.No operation impact	In Service
DIG CLST CTRL BLDG 2-DIGESTER 5	Moderate Disruption. Portion of Operations lost. Moderate delay to restore.	In Service
DIG CLST CTRL BLDG 2-DIGESTER 6	Moderate Disruption. Portion of Operations lost. Moderate delay to restore.	In Service
DIG CLST CTRL BLDG 2-DIGESTER 7	Moderate Disruption. Portion of Operations lost. Moderate delay to restore.	In Service
DIG CLST CTRL BLDG 2-DIGESTER 8	Moderate Disruption. Portion of Operations lost. Moderate delay to restore.	In Service
DIG CLST CTRL BLDG 2-DIGESTER CLUSTER 2	High Disruption. Operations in critical area lost. Significant Delay to restore.	In Service
DIG CLST CTRL BLDG 2-VALVE PIT 2	Minor Disruption. Repair to failure longer than trouble call.No operation impact	In Service
DIG CLST CTRL BLDG 2-RECIRCULATION PUMP 1	High Disruption. Operations in critical area lost. Significant Delay to restore.	In Service
DIG CLST CTRL BLDG 2-RECIRCULATION PUMP 2	High Disruption. Operations in critical area lost. Significant Delay to restore.	In Service
DIG CLST CTRL BLDG 2-RECIRCULATION PUMP 3	High Disruption. Operations in critical area lost. Significant Delay to restore.	In Service
DIG CLST CTRL BLDG 2-DIGESTER 6	Moderate Disruption. Portion of Operations lost. Moderate delay to restore.	In Service
DIG CLST CTRL BLDG 2-DIGESTER 7	High Disruption. Operations in critical area lost. Significant Delay to restore.	In Service
DIG CLST CTRL BLDG 2-DIGESTER 8	Minor Disruption. Repair to failure longer than trouble call.No operation impact	In Service
DIG CLST CTRL BLDG 2-DIGESTER CLUSTER 2	Minor Disruption. Repair to failure longer than trouble call.No operation impact	In Service
DIG CLST CTRL BLDG 2-TRANSFER PUMP 1	High Disruption. Operations in critical area lost. Significant Delay to restore.	In Service
DIG CLST CTRL BLDG 2-TRANSFER PUMP 1 & 2	High Disruption. Operations in critical area lost. Significant Delay to restore.	In Service

DIG CLST CTRL BLDG 2-TRANSFER PUMP 2	High Disruption. Operations in critical area lost. Significant Delay to restore.	In Service
DIG CLST CTRL BLDG 2-TRANSFER PUMP 3	High Disruption. Operations in critical area lost. Significant Delay to restore.	In Service
DIG CLST CTRL BLDG 2-TRANSFER PUMP 3 & 4	High Disruption. Operations in critical area lost. Significant Delay to restore.	In Service
DIG CLST CTRL BLDG 2-TRANSFER PUMP 4	High Disruption. Operations in critical area lost. Significant Delay to restore.	In Service
DIG CLST CTRL BLDG 2-VALVE PIT 2	Minor Disruption. Repair to failure longer than trouble call.No operation impact	In Service
DIG CLST CTRL BLDG 2-DIGESTER 5	High Disruption. Operations in critical area lost. Significant Delay to restore.	In Service
DIG CLST CTRL BLDG 2-DIGESTER 6	High Disruption. Operations in critical area lost. Significant Delay to restore.	In Service
DIG CLST CTRL BLDG 2-DIGESTER 7	High Disruption. Operations in critical area lost. Significant Delay to restore.	In Service
DIG CLST CTRL BLDG 2-DIGESTER 8	High Disruption. Operations in critical area lost. Significant Delay to restore.	In Service
DIG CLST CTRL BLDG 2-GAS BOOSTER PUMP 1	High Disruption. Operations in critical area lost. Significant Delay to restore.	In Service
DIG CLST CTRL BLDG 2-GAS BOOSTER PUMP 2	High Disruption. Operations in critical area lost. Significant Delay to restore.	In Service
DIG CLST CTRL BLDG 2-WASTE GAS BURNER 1	Minor Disruption. Repair to failure longer than trouble call.No operation impact	In Service
DIG CLST CTRL BLDG 2-WASTE GAS BURNER 2	Minor Disruption. Repair to failure longer than trouble call.No operation impact	In Service
DIG CLST CTRL BLDG 2-WASTE GAS SYSTEM	High Disruption. Operations in critical area lost. Significant Delay to restore.	In Service
DIG CLST CTRL BLDG 2-HEAT EXCHANGER 2	Moderate Disruption. Portion of Operations lost. Moderate delay to restore.	In Service
DIG CLST CTRL BLDG 2-MOTOR CONTROL CENTER	Moderate Disruption. Portion of Operations lost. Moderate delay to restore.	In Service
DIG CLST CTRL BLDG 2-HEAT EXCHANGER 1	Moderate Disruption. Portion of Operations lost. Moderate delay to restore.	In Service

DIG CLST CTRL BLDG 2-HEAT EXCHANGER 2	Moderate Disruption. Portion of Operations lost. Moderate delay to restore.	In Service
DIG CLST CTRL BLDG 2-HEAT EXCHANGER 3	Moderate Disruption. Portion of Operations lost. Moderate delay to restore.	In Service
CLUSTER CONTROL BLDG 2/PLANT 2 INSTRUMENTATION SYSTEM	High Disruption. Operations in critical area lost. Significant Delay to restore.	In Service
DIGESTER CLUSTER CONTROL BUILDING 2/PLANT 2 -FIRE ALARM PANEL	High Disruption. Operations in critical area lost. Significant Delay to restore.	In Service
DIGESTER TANK 5-DOME EXHAUST FAN	Minor Disruption. Repair to failure longer than trouble call.No operation impact	In Service
DIGESTER TANK 5-TANK COVER	High Disruption. Operations in critical area lost. Significant Delay to restore.	In Service
DIGESTER TANK 5-DIGESTER TANK 5	Moderate Disruption. Portion of Operations lost. Moderate delay to restore.	In Service
DIGESTER TANK 5-MIXER 1	Moderate Disruption. Portion of Operations lost. Moderate delay to restore.	In Service
DIGESTER TANK 5-MIXER 2	Moderate Disruption. Portion of Operations lost. Moderate delay to restore.	In Service
DIGESTER TANK 5-MIXER 3	Moderate Disruption. Portion of Operations lost. Moderate delay to restore.	In Service
DIGESTER TANK 5-PRESSURE RELIEF	High Disruption. Operations in critical area lost. Significant Delay to restore.	In Service
DIGESTER TANK 6-DOME EXHAUST FAN	Minor Disruption. Repair to failure longer than trouble call.No operation impact	In Service
DIGESTER TANK 6-TANK COVER	High Disruption. Operations in critical area lost. Significant Delay to restore.	In Service
DIGESTER TANK 6-DIGESTER TANK 6	Moderate Disruption. Portion of Operations lost. Moderate delay to restore.	In Service
DIGESTER TANK 6-MIXER 1	Moderate Disruption. Portion of Operations lost. Moderate delay to restore.	In Service
DIGESTER TANK 6-MIXER 2	Moderate Disruption. Portion of Operations lost. Moderate delay to restore.	In Service
DIGESTER TANK 6-MIXER 3	Moderate Disruption. Portion of Operations lost. Moderate delay to restore.	In Service



DIGESTER TANK 6-PRESSURE RELIEF	High Disruption. Operations in critical area lost. Significant Delay to restore.	In Service
DIGESTER TANK 7-DOME EXHAUST FAN	Minor Disruption. Repair to failure longer than trouble call.No operation impact	In Service
DIGESTER TANK 7-TANK COVER	High Disruption. Operations in critical area lost. Significant Delay to restore.	In Service
DIGESTER TANK 7-DIGESTER TANK 7	Moderate Disruption. Portion of Operations lost. Moderate delay to restore.	In Service
DIGESTER TANK 7-MIXER 1	Moderate Disruption. Portion of Operations lost. Moderate delay to restore.	In Service
DIGESTER TANK 7-MIXER 2	Moderate Disruption. Portion of Operations lost. Moderate delay to restore.	In Service
DIGESTER TANK 7-MIXER 3	Moderate Disruption. Portion of Operations lost. Moderate delay to restore.	In Service
DIGESTER TANK 7-PRESSURE RELIEF	High Disruption. Operations in critical area lost. Significant Delay to restore.	In Service
DIGESTER TANK 8-DOME EXHAUST FAN	Minor Disruption. Repair to failure longer than trouble call.No operation impact	In Service
DIGESTER TANK 8-TANK COVER	High Disruption. Operations in critical area lost. Significant Delay to restore.	In Service
DIGESTER TANK 8-DIGESTER TANK 8	Moderate Disruption. Portion of Operations lost. Moderate delay to restore.	In Service
DIGESTER TANK 8-PRESSURE RELIEF	High Disruption. Operations in critical area lost. Significant Delay to restore.	In Service
DIG CLST CTRL BLDG 3-DIGESTER CLUSTER 3	Minor Disruption. Repair to failure longer than trouble call.No operation impact	In Service
DIG CLST CTRL BLDG 3-SUMP PUMP 1	Minor Disruption. Repair to failure longer than trouble call.No operation impact	In Service
DIG CLST CTRL BLDG 3-VALVE PIT 3	Failure should not affect of Safety, Health, Environment or Operations.	In Service
DIG CLST CTRL BLDG 3-EXHAUST FAN 1	Hazard - Potential Safety, Health or Enviroment Issue. Failure without warning.	In Service
DIG CLST CTRL BLDG 3-SUPPLY FAN 1	Hazard - Potential Safety, Health or Enviroment Issue. Failure without warning.	In Service

DIG CLST CTRL BLDG 3-VALVE PIT 3	Failure should not affect of Safety, Health, Environment or Operations.	In Service
DIG CLST CTRL BLDG 3-DIGESTER 9	Moderate Disruption. Portion of Operations lost. Moderate delay to restore.	In Service
DIG CLST CTRL BLDG 3-DIGESTER 10	Moderate Disruption. Portion of Operations lost. Moderate delay to restore.	In Service
DIG CLST CTRL BLDG 3-DIGESTER 11	Moderate Disruption. Portion of Operations lost. Moderate delay to restore.	In Service
DIG CLST CTRL BLDG 3-DIGESTER 12	Moderate Disruption. Portion of Operations lost. Moderate delay to restore.	In Service
DIG CLST CTRL BLDG 3-DIGESTER CLUSTER 3	Moderate Disruption. Portion of Operations lost. Moderate delay to restore.	In Service
DIG CLST CTRL BLDG 3-VALVE PIT 3	Moderate Disruption. Portion of Operations lost. Moderate delay to restore.	In Service
DIG CLST CTRL BLDG 3-RECIRCULATION PUMP 1	High Disruption. Operations in critical area lost. Significant Delay to restore.	In Service
DIG CLST CTRL BLDG 3-RECIRCULATION PUMP 2	High Disruption. Operations in critical area lost. Significant Delay to restore.	In Service
DIG CLST CTRL BLDG 3-DIGESTER 9	Minor Disruption. Repair to failure longer than trouble call.No operation impact	In Service
DIG CLST CTRL BLDG 3-DIGESTER 10	Moderate Disruption. Portion of Operations lost. Moderate delay to restore.	In Service
DIG CLST CTRL BLDG 3-DIGESTER 11	Minor Disruption. Repair to failure longer than trouble call.No operation impact	In Service
DIG CLST CTRL BLDG 3-DIGESTER 12	Minor Disruption. Repair to failure longer than trouble call.No operation impact	In Service
DIG CLST CTRL BLDG 3-DIGESTER CLUSTER 3	Minor Disruption. Repair to failure longer than trouble call.No operation impact	In Service
DIG CLST CTRL BLDG 3-TRANSFER PUMP 1	High Disruption. Operations in critical area lost. Significant Delay to restore.	In Service
DIG CLST CTRL BLDG 3-TRANSFER PUMP 1 & 2	High Disruption. Operations in critical area lost. Significant Delay to restore.	In Service
DIG CLST CTRL BLDG 3-TRANSFER PUMP 2	High Disruption. Operations in critical area lost. Significant Delay to restore.	In Service

DIG CLST CTRL BLDG 3-TRANSFER PUMP 3	High Disruption. Operations in critical area lost. Significant Delay to restore.	In Service
DIG CLST CTRL BLDG 3-TRANSFER PUMP 3 & 4	High Disruption. Operations in critical area lost. Significant Delay to restore.	In Service
DIG CLST CTRL BLDG 3-TRANSFER PUMP 4	High Disruption. Operations in critical area lost. Significant Delay to restore.	In Service
DIG CLST CTRL BLDG 3-VALVE PIT 3	Minor Disruption. Repair to failure longer than trouble call.No operation impact	In Service
DIG CLST CTRL BLDG 3-DIGESTER 9	High Disruption. Operations in critical area lost. Significant Delay to restore.	In Service
DIG CLST CTRL BLDG 3-DIGESTER 10	Moderate Disruption. Portion of Operations lost. Moderate delay to restore.	In Service
DIG CLST CTRL BLDG 3-DIGESTER 11	High Disruption. Operations in critical area lost. Significant Delay to restore.	In Service
DIG CLST CTRL BLDG 3-DIGESTER 12	High Disruption. Operations in critical area lost. Significant Delay to restore.	In Service
DIG CLST CTRL BLDG 3-GAS BOOSTER PUMP 1	High Disruption. Operations in critical area lost. Significant Delay to restore.	In Service
DIG CLST CTRL BLDG 3-GAS BOOSTER PUMP 2	High Disruption. Operations in critical area lost. Significant Delay to restore.	In Service
DIG CLST CTRL BLDG 3-WASTE GAS BURNER 1	Minor Disruption. Repair to failure longer than trouble call.No operation impact	In Service
DIG CLST CTRL BLDG 3-WASTE GAS BURNER 2	Minor Disruption. Repair to failure longer than trouble call.No operation impact	In Service
DIG CLST CTRL BLDG 3-WASTE GAS SYSTEM	High Disruption. Operations in critical area lost. Significant Delay to restore.	In Service
DIG CLST CTRL BLDG 3-HEAT EXCHANGER 1	Moderate Disruption. Portion of Operations lost. Moderate delay to restore.	In Service
DIG CLST CTRL BLDG 3-HEAT EXCHANGER 2	Moderate Disruption. Portion of Operations lost. Moderate delay to restore.	In Service
DIG CLST CTRL BLDG 3-MOTOR CONTROL CENTER	High Disruption. Operations in critical area lost. Significant Delay to restore.	In Service
DIG CLST CTRL BLDG 3-HEAT EXCHANGER 1	Moderate Disruption. Portion of Operations lost. Moderate delay to restore.	In Service

DIG CLST CTRL BLDG 3-HEAT EXCHANGER 2	Minor Disruption. Repair to failure longer than trouble call.No operation impact	In Service
CLUSTER CONTROL BLDG 3/PLANT 2 INSTRUMENTATION SYSTEM	High Disruption. Operations in critical area lost. Significant Delay to restore.	In Service
DIG CLST CTRL BLDG 3-BACKFLOW PREVENTER	Minor Disruption. Repair to failure longer than trouble call.No operation impact	In Service
DIGESTER CLUSTER CONTROL BUILDING 3/PLANT 2 -FIRE ALARM PANEL	High Disruption. Operations in critical area lost. Significant Delay to restore.	In Service
DIGESTER TANK 10-DOME EXHAUST FAN	Minor Disruption. Repair to failure longer than trouble call.No operation impact	In Service
DIGESTER TANK 10-TANK COVER	High Disruption. Operations in critical area lost. Significant Delay to restore.	In Service
DIGESTER TANK 10-DIGESTER TANK 10	Moderate Disruption. Portion of Operations lost. Moderate delay to restore.	In Service
DIGESTER TANK 10-PRESSURE RELIEF	High Disruption. Operations in critical area lost. Significant Delay to restore.	In Service
DIGESTER TANK 9-DOME EXHAUST FAN	Minor Disruption. Repair to failure longer than trouble call.No operation impact	In Service
DIGESTER TANK 9-TANK COVER	High Disruption. Operations in critical area lost. Significant Delay to restore.	In Service
DIGESTER TANK 9-DIGESTER TANK 9	Moderate Disruption. Portion of Operations lost. Moderate delay to restore.	In Service
DIGESTER TANK 9-GAS RECIRCULATOR 1	High Disruption. Operations in critical area lost. Significant Delay to restore.	In Service
DIGESTER TANK 9-PRESSURE RELIEF	High Disruption. Operations in critical area lost. Significant Delay to restore.	In Service
DIGESTER TANK 12-DOME EXHAUST FAN	Minor Disruption. Repair to failure longer than trouble call.No operation impact	In Service
DIGESTER TANK 12-TANK COVER	High Disruption. Operations in critical area lost. Significant Delay to restore.	In Service
DIGESTER TANK 12-DIGESTER TANK 12	Moderate Disruption. Portion of Operations lost. Moderate delay to restore.	In Service
DIGESTER TANK 12-PRESSURE RELIEF	High Disruption. Operations in critical area lost. Significant Delay to restore.	In Service

DIGESTER TANK 11-DOME EXHAUST FAN	Minor Disruption. Repair to failure longer than trouble call.No operation impact	In Service
DIGESTER TANK 11-TANK COVER	High Disruption. Operations in critical area lost. Significant Delay to restore.	In Service
DIGESTER TANK 11-DIGESTER TANK 11	Moderate Disruption. Portion of Operations lost. Moderate delay to restore.	In Service
DIGESTER TANK 11-GAS RECIRCULATOR 2	High Disruption. Operations in critical area lost. Significant Delay to restore.	In Service
DIGESTER TANK 11-PRESSURE RELIEF	High Disruption. Operations in critical area lost. Significant Delay to restore.	In Service
DIG CLST CTRL BLDG 4-DIGESTER CLUSTER 4	Minor Disruption. Repair to failure longer than trouble call.No operation impact	In Service
DIG CLST CTRL BLDG 4-SUMP PUMP 1	Minor Disruption. Repair to failure longer than trouble call.No operation impact	In Service
DIG CLST CTRL BLDG 4-VALVE PIT 4	Minor Disruption. Repair to failure longer than trouble call.No operation impact	In Service
DIG CLST CTRL BLDG 4-EXHAUST FAN 1	Hazard - Potential Safety, Health or Enviroment Issue. Failure without warning.	In Service
DIG CLST CTRL BLDG 4-SUPPLY FAN 1	High Disruption. Operations in critical area lost. Significant Delay to restore.	In Service
DIG CLST CTRL BLDG 4-VALVE PIT 4	Moderate Disruption. Portion of Operations lost. Moderate delay to restore.	In Service
DIG CLST CTRL BLDG 4-DIGESTER 13	Moderate Disruption. Portion of Operations lost. Moderate delay to restore.	In Service
DIG CLST CTRL BLDG 4-DIGESTER 14	Moderate Disruption. Portion of Operations lost. Moderate delay to restore.	In Service
DIG CLST CTRL BLDG 4-DIGESTER 15	Moderate Disruption. Portion of Operations lost. Moderate delay to restore.	In Service
DIG CLST CTRL BLDG 4-DIGESTER 16	Moderate Disruption. Portion of Operations lost. Moderate delay to restore.	In Service
DIG CLST CTRL BLDG 4-DIGESTER CLUSTER 4	Moderate Disruption. Portion of Operations lost. Moderate delay to restore.	In Service
DIG CLST CTRL BLDG 4-VALVE PIT 4	Minor Disruption. Repair to failure longer than trouble call.No operation impact	In Service

DIG CLST CTRL BLDG 4-RECIRCULATION PUMP 1	High Disruption. Operations in critical area lost. Significant Delay to restore.	In Service
DIG CLST CTRL BLDG 4-RECIRCULATION PUMP 2	High Disruption. Operations in critical area lost. Significant Delay to restore.	In Service
DIG CLST CTRL BLDG 4-DIGESTER 13	Minor Disruption. Repair to failure longer than trouble call.No operation impact	In Service
DIG CLST CTRL BLDG 4-DIGESTER 14	Minor Disruption. Repair to failure longer than trouble call.No operation impact	In Service
DIG CLST CTRL BLDG 4-DIGESTER 15	Minor Disruption. Repair to failure longer than trouble call.No operation impact	In Service
DIG CLST CTRL BLDG 4-DIGESTER 16	Minor Disruption. Repair to failure longer than trouble call.No operation impact	In Service
DIG CLST CTRL BLDG 4-DIGESTER CLUSTER 4	Minor Disruption. Repair to failure longer than trouble call.No operation impact	In Service
DIG CLST CTRL BLDG 4-TRANSFER PUMP 1	High Disruption. Operations in critical area lost. Significant Delay to restore.	In Service
DIG CLST CTRL BLDG 4-TRANSFER PUMP 1 & 2	High Disruption. Operations in critical area lost. Significant Delay to restore.	In Service
DIG CLST CTRL BLDG 4-TRANSFER PUMP 2	High Disruption. Operations in critical area lost. Significant Delay to restore.	In Service
DIG CLST CTRL BLDG 4-TRANSFER PUMP 3	High Disruption. Operations in critical area lost. Significant Delay to restore.	In Service
DIG CLST CTRL BLDG 4-TRANSFER PUMP 3 & 4	High Disruption. Operations in critical area lost. Significant Delay to restore.	In Service
DIG CLST CTRL BLDG 4-TRANSFER PUMP 4	High Disruption. Operations in critical area lost. Significant Delay to restore.	In Service
DIG CLST CTRL BLDG 4-VALVE PIT 4	Minor Disruption. Repair to failure longer than trouble call.No operation impact	In Service
DIG CLST CTRL BLDG 4-DIGESTER 13	High Disruption. Operations in critical area lost. Significant Delay to restore.	In Service
DIG CLST CTRL BLDG 4-DIGESTER 14	High Disruption. Operations in critical area lost. Significant Delay to restore.	In Service
DIG CLST CTRL BLDG 4-DIGESTER 15	High Disruption. Operations in critical area lost. Significant Delay to restore.	In Service

DIG CLST CTRL BLDG 4-DIGESTER 16	High Disruption. Operations in critical area lost. Significant Delay to restore.	In Service
DIG CLST CTRL BLDG 4-GAS BOOSTER PUMP 1	High Disruption. Operations in critical area lost. Significant Delay to restore.	In Service
DIG CLST CTRL BLDG 4-GAS BOOSTER PUMP 2	High Disruption. Operations in critical area lost. Significant Delay to restore.	In Service
DIG CLST CTRL BLDG 4-WASTE GAS BURNER 1	Minor Disruption. Repair to failure longer than trouble call.No operation impact	In Service
DIG CLST CTRL BLDG 4-WASTE GAS BURNER 2	Minor Disruption. Repair to failure longer than trouble call.No operation impact	In Service
DIG CLST CTRL BLDG 4-WASTE GAS SYSTEM	High Disruption. Operations in critical area lost. Significant Delay to restore.	In Service
DIG CLST CTRL BLDG 4-HEAT EXCHANGER 1	Moderate Disruption. Portion of Operations lost. Moderate delay to restore.	In Service
DIG CLST CTRL BLDG 4-HEAT EXCHANGER 2	Moderate Disruption. Portion of Operations lost. Moderate delay to restore.	In Service
DIG CLST CTRL BLDG 4-MOTOR CONTROL CENTER	High Disruption. Operations in critical area lost. Significant Delay to restore.	In Service
DIG CLST CTRL BLDG 4-HEAT EXCHANGER 1	Moderate Disruption. Portion of Operations lost. Moderate delay to restore.	In Service
DIG CLST CTRL BLDG 4-HEAT EXCHANGER 2	Moderate Disruption. Portion of Operations lost. Moderate delay to restore.	In Service
CLUSTER CONTROL BLDG 4/PLANT 2 INSTRUMENTATION SYSTEM	High Disruption. Operations in critical area lost. Significant Delay to restore.	In Service
DIG CLST CTRL BLDG 4-BACKFLOW PREVENTER	Minor Disruption. Repair to failure longer than trouble call.No operation impact	In Service
DIGESTER CLUSTER CONTROL BUILDING 4/PLANT 2 -FIRE ALARM PANEL	High Disruption. Operations in critical area lost. Significant Delay to restore.	In Service
DIGESTER TANK 13-DOME EXHAUST FAN	Minor Disruption. Repair to failure longer than trouble call.No operation impact	In Service
DIGESTER TANK 13-TANK COVER	High Disruption. Operations in critical area lost. Significant Delay to restore.	In Service
DIGESTER TANK 13-DIGESTER TANK 13	Moderate Disruption. Portion of Operations lost. Moderate delay to restore.	In Service

DIGESTER TANK 13-GAS RECIRCULATOR 1	Minor Disruption. Repair to failure longer than trouble call.No operation impact	In Service
DIGESTER TANK 13-PRESSURE RELIEF	High Disruption. Operations in critical area lost. Significant Delay to restore.	In Service
DIGESTER TANK 14-DOME EXHAUST FAN	Minor Disruption. Repair to failure longer than trouble call.No operation impact	In Service
DIGESTER TANK 14-TANK COVER	High Disruption. Operations in critical area lost. Significant Delay to restore.	In Service
DIGESTER TANK 14-DIGESTER TANK 14	Moderate Disruption. Portion of Operations lost. Moderate delay to restore.	In Service
DIGESTER TANK 14-PRESSURE RELIEF	High Disruption. Operations in critical area lost. Significant Delay to restore.	In Service
DIGESTER TANK 15-DOME EXHAUST FAN	Minor Disruption. Repair to failure longer than trouble call.No operation impact	In Service
DIGESTER TANK 15-TANK COVER	High Disruption. Operations in critical area lost. Significant Delay to restore.	In Service
DIGESTER TANK 15-DIGESTER TANK 15	Moderate Disruption. Portion of Operations lost. Moderate delay to restore.	In Service
DIGESTER TANK 15-GAS RECIRCULATOR 2	Minor Disruption. Repair to failure longer than trouble call.No operation impact	In Service
DIGESTER TANK 15-PRESSURE RELIEF	High Disruption. Operations in critical area lost. Significant Delay to restore.	In Service
DIGESTER TANK 16-DOME EXHAUST FAN	Minor Disruption. Repair to failure longer than trouble call.No operation impact	In Service
DIGESTER TANK 16-TANK COVER	High Disruption. Operations in critical area lost. Significant Delay to restore.	In Service
DIGESTER TANK 16-DIGESTER TANK 16	Moderate Disruption. Portion of Operations lost. Moderate delay to restore.	In Service
DIGESTER TANK 16-PRESSURE RELIEF	High Disruption. Operations in critical area lost. Significant Delay to restore.	In Service
GAS SCRUBBERS 2-GAS SCRUBBER 1	Hazard - Potential Safety, Health or Environment Issue. Failure without warning.	In Service
GAS SCRUBBERS 2-GAS SCRUBBER 2	Hazard - Potential Safety, Health or Environment Issue. Failure without warning.	In Service



GAS SCRUBBERS 2-GAS SCRUBBER 3	Hazard - Potential Safety, Health or Environment Issue. Failure without warning.	In Service
GAS SCRUBBERS 2-GAS SCRUBBER 4	Hazard - Potential Safety, Health or Environment Issue. Failure without warning.	In Service
GAS SCRUBBERS 2-GAS SCRUBBER RECIRCULATION PUMP 1	High Disruption. Operations in critical area lost. Significant Delay to restore.	In Service
GAS SCRUBBERS 2-GAS SCRUBBER RECIRCULATION PUMP 2	High Disruption. Operations in critical area lost. Significant Delay to restore.	In Service
GAS SCRUBBERS 2-GAS SCRUBBER RECIRCULATION PUMP 3	High Disruption. Operations in critical area lost. Significant Delay to restore.	In Service
GAS SCRUBBERS 2-GAS SCRUBBER RECIRCULATION PUMP 4	High Disruption. Operations in critical area lost. Significant Delay to restore.	In Service
GAS SCRUBBERS 2-GAS SCRUBBER RECIRCULATION PUMP 5	High Disruption. Operations in critical area lost. Significant Delay to restore.	In Service
GAS SCRUBBERS 2-GAS SCRUBBER RECIRCULATION PUMP 6	High Disruption. Operations in critical area lost. Significant Delay to restore.	In Service
GAS SCRUBBERS 2-CHLORINE FLOWMETER	Failure should not affect of Safety, Health, Environment or Operations.	In Service
GAS COMPRESSION BLDG-AIR COMPRESSOR	Moderate Disruption. Portion of Operations lost. Moderate delay to restore.	In Service
GAS COMPRESSION BLDG-GAS COMPRESSOR	Moderate Disruption. Portion of Operations lost. Moderate delay to restore.	In Service
GAS COMPRESSION BLDG-GAS COMPRESSOR 1	Moderate Disruption. Portion of Operations lost. Moderate delay to restore.	In Service
GAS COMPRESSION BLDG-GAS COMPRESSOR 2	Moderate Disruption. Portion of Operations lost. Moderate delay to restore.	In Service
GAS COMPRESSION BLDG-GAS COMPRESSOR 3	Moderate Disruption. Portion of Operations lost. Moderate delay to restore.	In Service
GAS COMPRESSION BLDG-GAS COMPRESSOR 4	Moderate Disruption. Portion of Operations lost. Moderate delay to restore.	In Service
GAS COMPRESSION BLDG-MOTOR CONTROL CENTER GCB	Moderate Disruption. Portion of Operations lost. Moderate delay to restore.	In Service
GAS COMPRESSION BUILDING -FIRE ALARM PANEL	High Disruption. Operations in critical area lost. Significant Delay to restore.	In Service

GAS SPHERES-BLOWER BUILDING	Hazard - Potential Safety, Health or Environment Issue. Failure without warning.	In Service
GAS SPHERES-GAS SPHERE 1	Hazard - Potential Safety, Health or Environment Issue. Failure without warning.	In Service
GAS SPHERES-GAS SPHERE 2	Hazard - Potential Safety, Health or Environment Issue. Failure without warning.	In Service
GAS SPHERES-HIGH PRESSURE GAS 1	Hazard - Potential Safety, Health or Environment Issue. Failure without warning.	In Service
CL2 BLDG (PLANT 2)-FIXED BREATHING AIR SYSTEM	High Disruption. Operations in critical area lost. Significant Delay to restore.	In Service
CL2 BLDG (PLANT 2)-MOBILE BREATHING AIR SYSTEM	High Disruption. Operations in critical area lost. Significant Delay to restore.	In Service
CL2 BLDG 2-BARSCREEN CONTROLLER	High Disruption. Operations in critical area lost. Significant Delay to restore.	In Service
CL2 BLDG 2-SUMP PUMP 1	Minor Disruption. Repair to failure longer than trouble call.No operation impact	In Service
CL2 BLDG 2-SUMP PUMP 2	Minor Disruption. Repair to failure longer than trouble call.No operation impact	In Service
CL2 BLDG 2-CL2 EMER SHUT OFF AIR PRESSURE TANK	High Disruption. Operations in critical area lost. Significant Delay to restore.	In Service
CL2 BLDG 2-CL2 EMER SHUT OFF AIR COMPRESSOR 1	High Disruption. Operations in critical area lost. Significant Delay to restore.	In Service
CL2 BLDG 2-CL2 EMER SHUT OFF AIR COMPRESSOR 2	High Disruption. Operations in critical area lost. Significant Delay to restore.	In Service
CL2 BLDG 2-EXHAUST FAN 2	Hazard - Potential Safety, Health or Environment Issue. Failure without warning.	In Service
CL2 BLDG 2-SUPPLY FAN 1	Moderate Disruption. Portion of Operations lost. Moderate delay to restore.	In Service
CL2 BLDG 2-SUPPLY FAN 3	Moderate Disruption. Portion of Operations lost. Moderate delay to restore.	In Service
CL2 BLDG 2-NON POTABLE FLUSHING WATER	High Disruption. Operations in critical area lost. Significant Delay to restore.	In Service
CL2 BLDG 2-NON POTABLE FLUSHING WATER PUMP 1	High Disruption. Operations in critical area lost. Significant Delay to restore.	In Service

CL2 BLDG 2-NON POTABLE FLUSHING WATER PUMP 2	High Disruption. Operations in critical area lost. Significant Delay to restore.	In Service
CL2 BLDG 2-NON POTABLE FLUSHING WATER PUMP 3	High Disruption. Operations in critical area lost. Significant Delay to restore.	In Service
CL2 BLDG 2-NON POTABLE FLUSHING WATER PUMP 4	High Disruption. Operations in critical area lost. Significant Delay to restore.	In Service
CL2 BLDG 2-STRAINER 1	Failure should not affect of Safety, Health, Environment or Operations.	In Service
CL2 BLDG 2-STRAINER 2	Failure should not affect of Safety, Health, Environment or Operations.	In Service
CL2 BLDG 2-CL2 CYLINDER SCALE (EAST)	Moderate Disruption. Portion of Operations lost. Moderate delay to restore.	In Service
CL2 BLDG 2-CHLORINE CYLINDER SCALE EAST	Moderate Disruption. Portion of Operations lost. Moderate delay to restore.	In Service
CL2 BLDG 2-CHLORINE CYLINDER SCALE WEST	Moderate Disruption. Portion of Operations lost. Moderate delay to restore.	In Service
CL2 BLDG 2-CHLORINE EVAPORATOR 1	Hazard - Potential Safety, Health or Environment Issue. Failure without warning.	In Service
CL2 BLDG 2-CHLORINE EVAPORATOR 2	Hazard - Potential Safety, Health or Environment Issue. Failure without warning.	In Service
CL2 BLDG 2-CHLORINE EVAPORATOR 3	Hazard - Potential Safety, Health or Environment Issue. Failure without warning.	In Service
CL2 BLDG 2-CL2 EXPAN CHMB 1	Hazard - Potential Safety, Health or Environment Issue. Failure without warning.	In Service
CL2 BLDG 2-CL2 EXPAN CHMB 2	Hazard - Potential Safety, Health or Environment Issue. Failure without warning.	In Service
CL2 BLDG 2-CL2 EXPAN CHMB 3	Hazard - Potential Safety, Health or Environment Issue. Failure without warning.	In Service
CL2 BLDG 2-CHLORINATION	Hazard - Potential Safety, Health or Environment Issue. Failure without warning.	In Service
CL2 BLDG 2-CHLORINATOR 1	Hazard - Potential Safety, Health or Environment Issue. Failure without warning.	In Service
CL2 BLDG 2-CHLORINATOR 2	Hazard - Potential Safety, Health or Environment Issue. Failure without warning.	In Service

CL2 BLDG 2-CHLORINATOR 3	Hazard - Potential Safety, Health or Environment Issue. Failure without warning.	In Service
CL2 BLDG 2-CHLORINATOR 4	Hazard - Potential Safety, Health or Environment Issue. Failure without warning.	In Service
CL2 BLDG 2-CL2 PRESS	High Disruption. Operations in critical area lost. Significant Delay to restore.	In Service
CL2 BLDG 2-GAS CHLORINE FEED	Hazard - Potential Safety, Health or Environment Issue. Failure without warning.	In Service
CL2 BLDG-LIQUID CHLORINE FEED	Hazard - Potential Safety, Health or Environment Issue. Failure without warning.	In Service
CL2 BLDG 2-MOTOR CONTROL CENTER A	High Disruption. Operations in critical area lost. Significant Delay to restore.	In Service
CL2 BLDG 2-MOTOR CONTROL CENTER B	Moderate Disruption. Portion of Operations lost. Moderate delay to restore.	In Service
CL2 BLDG 2-POWER & LIGHTING PANEL 1A	Minor Disruption. Repair to failure longer than trouble call.No operation impact	In Service
CL2 BLDG 2-POWER & LIGHTING PANEL A	Moderate Disruption. Portion of Operations lost. Moderate delay to restore.	In Service
CL2 BLDG 2-POWER & LIGHTING PANEL B	Moderate Disruption. Portion of Operations lost. Moderate delay to restore.	In Service
CL2 BLDG 2-POWER & LIGHTING PANEL C	Moderate Disruption. Portion of Operations lost. Moderate delay to restore.	In Service
CL2 BLDG 2-POWER & LIGHTING PANEL D	Moderate Disruption. Portion of Operations lost. Moderate delay to restore.	In Service
CL2 BLDG 2-POWER & LIGHTING PANEL DP	Moderate Disruption. Portion of Operations lost. Moderate delay to restore.	In Service
CL2 BLDG 2-TRANSFER SWITCH	High Disruption. Operations in critical area lost. Significant Delay to restore.	In Service
CL2 BLDG 2-ELECTRIC CART BATTERY CHARGER	Failure should not affect of Safety, Health, Environment or Operations.	In Service
CL2 BLDG 2-CHLORINE CYLINDER HOIST EAST	High Disruption. Operations in critical area lost. Significant Delay to restore.	In Service
CL2 BLDG 2-CHLORINE CYLINDER HOIST WEST	High Disruption. Operations in critical area lost. Significant Delay to restore.	In Service

CL2 BLDG 2-PUMP ROOM HOIST	Minor Disruption. Repair to failure longer than trouble call.No operation impact	In Service
CL2 BLDG 2-CL2 ALARM SYSTEM	Hazard - Potential Safety, Health or Environment Issue. Failure without warning.	In Service
CHLORINE BLDG PLT 2 OPERATOR ROOM INSTRUMENTATION SYSTEM	High Disruption. Operations in critical area lost. Significant Delay to restore.	In Service
CL2 BLDG 2-VEHICLE MAINT AIR COMPRESSOR	Failure should not affect of Safety, Health, Environment or Operations.	In Service
CL2 BLDG 2-BACKFLOW PREVENTER	Moderate Disruption. Portion of Operations lost. Moderate delay to restore.	In Service
CL2 BLDG 2-CYLINDER AREA EYE WASH	High Disruption. Operations in critical area lost. Significant Delay to restore.	In Service
CL2 BLDG 2-CHLORINATOR ROOM EYE WASH	High Disruption. Operations in critical area lost. Significant Delay to restore.	In Service
CL2 BLDG 2-FIRE ALARM PANEL	Minor Disruption. Repair to failure longer than trouble call.No operation impact	In Service
O2 PLANT 3-PLANT 3	Hazard - Potential Safety, Health or Environment Issue. Failure without warning.	In Service
O2 PLANT 3-PLANT 3	Hazard - Potential Safety, Health or Environment Issue. Failure without warning.	In Service
O2 PLANT 3-PLANT 3	Hazard - Potential Safety, Health or Environment Issue. Failure without warning.	In Service
O2 PLANT 3-PLANT 3	Hazard - Potential Safety, Health or Environment Issue. Failure without warning.	In Service
O2 PLANT 3-PLANT 3	Hazard - Potential Safety, Health or Environment Issue. Failure without warning.	In Service
O2 PLANT 3-PLANT 3	Hazard - Potential Safety, Health or Environment Issue. Failure without warning.	In Service
O2 PLANT 3-PLANT 3	Hazard - Potential Safety, Health or Environment Issue. Failure without warning.	In Service
4TH ST-HYDROGEN PEROXIDE PUMP 1	High Disruption. Operations in critical area lost. Significant Delay to restore.	In Service
4TH ST-HYDROGEN PEROXIDE PUMP 2	Moderate Disruption. Portion of Operations lost. Moderate delay to restore.	In Service

4TH ST-HYDROGEN PEROXIDE PUMP 3	Failure should not affect of Safety, Health, Environment or Operations.	In Service
4TH ST-HYDROGEN PEROXIDE TANK	Failure should not affect of Safety, Health, Environment or Operations.	In Service
4TH ST-RAW WASTE INFLUENT CONTROL MAIN	Moderate Disruption. Portion of Operations lost. Moderate delay to restore.	In Service
4TH ST-BARSCREEN 1	High Disruption. Operations in critical area lost. Significant Delay to restore.	In Service
4TH ST-BARSCREEN 12	High Disruption. Operations in critical area lost. Significant Delay to restore.	In Service
4TH ST-BARSCREEN 123	High Disruption. Operations in critical area lost. Significant Delay to restore.	In Service
4TH ST-BARSCREEN 2	High Disruption. Operations in critical area lost. Significant Delay to restore.	In Service
4TH ST-BARSCREEN 3	High Disruption. Operations in critical area lost. Significant Delay to restore.	In Service
4TH ST-BARSCREEN EAST	High Disruption. Operations in critical area lost. Significant Delay to restore.	In Service
4TH ST-BARSCREEN WEST	High Disruption. Operations in critical area lost. Significant Delay to restore.	In Service
4TH ST-DRY WELL SUMP PUMP EAST	Minor Disruption. Repair to failure longer than trouble call.No operation impact	In Service
4TH ST-DRY WELL SUMP PUMP WEST	Minor Disruption. Repair to failure longer than trouble call.No operation impact	In Service
4TH ST-FLOW METER 1	High Disruption. Operations in critical area lost. Significant Delay to restore.	In Service
4TH ST-FLOW METER 2	High Disruption. Operations in critical area lost. Significant Delay to restore.	In Service
4TH ST-FLOW METER 3	High Disruption. Operations in critical area lost. Significant Delay to restore.	In Service
4TH ST-FLOW METER 4	High Disruption. Operations in critical area lost. Significant Delay to restore.	In Service
4TH ST-BLEACH FEED PUMP1	High Disruption. Operations in critical area lost. Significant Delay to restore.	In Service

4TH ST-BLEACH FEED PUMP2	Moderate Disruption. Portion of Operations lost. Moderate delay to restore.	In Service
4TH ST-CAUSTIC SODA FEED PUMP 1	High Disruption. Operations in critical area lost. Significant Delay to restore.	In Service
4TH ST-CAUSTIC SODA FEED PUMP 2	Minor Disruption. Repair to failure longer than trouble call.No operation impact	In Service
4TH ST-PACKED TOWER	Moderate Disruption. Portion of Operations lost. Moderate delay to restore.	In Service
4TH ST-SCRUBBER BLOWER 1	Moderate Disruption. Portion of Operations lost. Moderate delay to restore.	In Service
4TH ST-SCRUBBER BLOWER 2	High Disruption. Operations in critical area lost. Significant Delay to restore.	In Service
4TH ST-SCRUBBER CHEMICAL RECIR PUMP 1	Moderate Disruption. Portion of Operations lost. Moderate delay to restore.	In Service
4TH ST-SCRUBBER CHEMICAL RECIR PUMP 12	High Disruption. Operations in critical area lost. Significant Delay to restore.	In Service
4TH ST-SCRUBBER CHEMICAL RECIR PUMP 2	High Disruption. Operations in critical area lost. Significant Delay to restore.	In Service
4TH ST-STORAGE TANK 1 BLEACH	Hazard - Potential Safety, Health or Environment Issue. Failure without warning.	In Service
4TH ST-STORAGE TANK 2 CAUSTIC	Hazard - Potential Safety, Health or Environment Issue. Failure without warning.	In Service
4TH ST-HYDROPNEUMATIC TANK	High Disruption. Operations in critical area lost. Significant Delay to restore.	In Service
4TH ST-BATHROOM EXHAUST FAN	Failure should not affect of Safety, Health, Environment or Operations.	In Service
4TH ST-CEILING EXHAUST FAN 1	Minor Disruption. Repair to failure longer than trouble call.No operation impact	In Service
4TH ST-CEILING EXHAUST FAN 2	Minor Disruption. Repair to failure longer than trouble call.No operation impact	In Service
4TH ST-CEILING EXHAUST FAN 3	Minor Disruption. Repair to failure longer than trouble call.No operation impact	In Service
4TH ST-CEILING EXHAUST FAN 4	Minor Disruption. Repair to failure longer than trouble call.No operation impact	In Service

4TH ST-WET WELL FAN	Moderate Disruption. Portion of Operations lost. Moderate delay to restore.	In Service
4TH ST-BARSCREEN SUPPLY FAN EAST	Moderate Disruption. Portion of Operations lost. Moderate delay to restore.	In Service
4TH ST-BARSCREEN SUPPLY FAN WEST	Minor Disruption. Repair to failure longer than trouble call.No operation impact	In Service
4TH ST-SUPPLY FAN EAST	High Disruption. Operations in critical area lost. Significant Delay to restore.	In Service
4TH ST-SUPPLY FAN WEST	Minor Disruption. Repair to failure longer than trouble call.No operation impact	In Service
4TH ST-SEAL WATER PUMP	High Disruption. Operations in critical area lost. Significant Delay to restore.	In Service
4TH ST-SEAL WATER PUMP 1	High Disruption. Operations in critical area lost. Significant Delay to restore.	In Service
4TH ST-SEAL WATER PUMP 2	High Disruption. Operations in critical area lost. Significant Delay to restore.	In Service
4TH ST-FUEL OIL DAY TANK EAST	Moderate Disruption. Portion of Operations lost. Moderate delay to restore.	In Service
4TH ST-FUEL OIL DAY TANK WEST	High Disruption. Operations in critical area lost. Significant Delay to restore.	In Service
FUEL STORAGE TANK FLOW METER	Minor Disruption. Repair to failure longer than trouble call.No operation impact	In Service
4TH ST-STATION HOT WATER HEATER	Failure should not affect of Safety, Health, Environment or Operations.	In Service
4TH ST-4160 V MAIN SWITCHGEAR	High Disruption. Operations in critical area lost. Significant Delay to restore.	In Service
4TH ST-MAIN FEEDER EAST	High Disruption. Operations in critical area lost. Significant Delay to restore.	In Service
4TH ST-MAIN FEEDER WEST	High Disruption. Operations in critical area lost. Significant Delay to restore.	In Service
4TH ST-ANNUNCIATOR PANEL	Moderate Disruption. Portion of Operations lost. Moderate delay to restore.	In Service
4TH ST-CONTROL PANEL S	High Disruption. Operations in critical area lost. Significant Delay to restore.	In Service



4TH ST-MOTOR CONTROL CENTER	High Disruption. Operations in critical area lost. Significant Delay to restore.	In Service
4TH ST-POWER & LIGHTING PANEL A	Minor Disruption. Repair to failure longer than trouble call.No operation impact	In Service
4TH ST-POWER & LIGHTING PANEL B	Moderate Disruption. Portion of Operations lost. Moderate delay to restore.	In Service
4TH ST-STEPDOWN TRANSFORMER 1A	High Disruption. Operations in critical area lost. Significant Delay to restore.	In Service
4TH ST-STEPDOWN TRANSFORMER 1B	Moderate Disruption. Portion of Operations lost. Moderate delay to restore.	In Service
4TH ST-PUMP ROOM HOIST 1	Moderate Disruption. Portion of Operations lost. Moderate delay to restore.	In Service
4TH ST-PUMP ROOM HOIST 2	Moderate Disruption. Portion of Operations lost. Moderate delay to restore.	In Service
4TH ST-BARSCREEN HOIST3	High Disruption. Operations in critical area lost. Significant Delay to restore.	In Service
4TH ST-BARSCREEN HOIST4	High Disruption. Operations in critical area lost. Significant Delay to restore.	In Service
4TH ST-SCRUBBER BLOWER 1	High Disruption. Operations in critical area lost. Significant Delay to restore.	In Service
4TH ST-SCRUBBER BLOWER 2	Moderate Disruption. Portion of Operations lost. Moderate delay to restore.	In Service
4TH ST-FLOW METER 1	High Disruption. Operations in critical area lost. Significant Delay to restore.	In Service
4TH ST-FLOW METER 2	High Disruption. Operations in critical area lost. Significant Delay to restore.	In Service
4TH ST-FLOW METER 3	High Disruption. Operations in critical area lost. Significant Delay to restore.	In Service
4TH ST-FLOW METER 4	High Disruption. Operations in critical area lost. Significant Delay to restore.	In Service
4TH ST-FORCE MAIN NORTH	High Disruption. Operations in critical area lost. Significant Delay to restore.	In Service
4TH ST-FORCE MAIN SOUTH	High Disruption. Operations in critical area lost. Significant Delay to restore.	In Service

4TH ST-MAIN PUMP 1	High Disruption. Operations in critical area lost. Significant Delay to restore.	In Service
4TH ST-MAIN PUMP 2	High Disruption. Operations in critical area lost. Significant Delay to restore.	In Service
4TH ST-MAIN PUMP 3	High Disruption. Operations in critical area lost. Significant Delay to restore.	In Service
4TH ST-MAIN PUMP 4	High Disruption. Operations in critical area lost. Significant Delay to restore.	In Service
4TH ST-MAIN PUMP 5	High Disruption. Operations in critical area lost. Significant Delay to restore.	In Service
4TH ST-MAIN PUMP 6	High Disruption. Operations in critical area lost. Significant Delay to restore.	In Service
4TH ST-MAIN PUMP 7	High Disruption. Operations in critical area lost. Significant Delay to restore.	In Service
4TH ST-MAIN PUMP 8	High Disruption. Operations in critical area lost. Significant Delay to restore.	In Service
4TH ST-PRESSURE RECORDER	Moderate Disruption. Portion of Operations lost. Moderate delay to restore.	In Service
4TH ST-RAW WASTE DISCHARGE VALVE		In Service
4TH ST-STATION FLOW PRESSURE TRANSMITTER 1	High Disruption. Operations in critical area lost. Significant Delay to restore.	In Service
4TH ST-STATION FLOW PRESSURE TRANSMITTER 2	Moderate Disruption. Portion of Operations lost. Moderate delay to restore.	In Service
4TH ST-STATION STRUCTURE		In Service
4TH ST-WET WELL EAST	Moderate Disruption. Portion of Operations lost. Moderate delay to restore.	In Service
4TH ST-WET WELL EAST/WEST	Minor Disruption. Repair to failure longer than trouble call.No operation impact	In Service
4TH ST-WET WELL WEST	Moderate Disruption. Portion of Operations lost. Moderate delay to restore.	In Service
4TH ST-AUXILIARY AIR COMPRESSOR	Moderate Disruption. Portion of Operations lost. Moderate delay to restore.	In Service
4TH ST-DIESEL ENGINE AIR START SYSTEM	High Disruption. Operations in critical area lost. Significant Delay to restore.	In Service

4TH ST-EMERGENCY GENERATOR 1	High Disruption. Operations in critical area lost. Significant Delay to restore.	In Service
4TH ST-EMERGENCY GENERATOR 2	High Disruption. Operations in critical area lost. Significant Delay to restore.	In Service
4TH ST-EMERGENCY GENERATORS TRANSFER SWITCH A	High Disruption. Operations in critical area lost. Significant Delay to restore.	In Service
4TH ST-EMERGENCY GENERATORS TRANSFER SWITCH B	High Disruption. Operations in critical area lost. Significant Delay to restore.	In Service
4TH ST-STATION ANNUNCIATOR 1	Moderate Disruption. Portion of Operations lost. Moderate delay to restore.	In Service
4TH ST-STATION ANNUNCIATOR 2	Moderate Disruption. Portion of Operations lost. Moderate delay to restore.	In Service
4TH ST-BACKFLOW PREVENTER	Minor Disruption. Repair to failure longer than trouble call.No operation impact	In Service
4TH ST-HYDROGEN PEROXIDE PUMP AREA EYE WASH	High Disruption. Operations in critical area lost. Significant Delay to restore.	In Service
4TH ST-HYDROGEN PEROXIDE STORAGE TANK AREA	Failure should not affect of Safety, Health, Environment or Operations.	In Service
4TH ST-STORAGE TANK AREA EYE WASH/SHOWER	High Disruption. Operations in critical area lost. Significant Delay to restore.	In Service
4TH ST-MONITORING WELL 2		In Service
4TH ST-MONITORING WELL 3		In Service
4TH ST-MONITORING WELL 5	Failure should not affect of Safety, Health, Environment or Operations.	In Service
4TH ST-MONITORING WELL 6		In Service
FOURTH STREET PUMP STATION-FIRE ALARM PANEL	High Disruption. Operations in critical area lost. Significant Delay to restore.	In Service
9TH ST-HYDROGEN PEROXIDE PUMP 1	Failure should not affect of Safety, Health, Environment or Operations.	In Service
9TH ST-HYDROGEN PEROXIDE PUMP 2	Failure should not affect of Safety, Health, Environment or Operations.	In Service
9TH ST-HYDROGEN PEROXIDE TANK	Failure should not affect of Safety, Health, Environment or Operations.	In Service
9TH ST-RAW WASTE INFLUENT WETWELL WEST	High Disruption. Operations in critical area lost. Significant Delay to restore.	In Service
9TH ST-BARSCREEN	High Disruption. Operations in critical area lost. Significant Delay to restore.	In Service

9TH ST-BARSCREEN EAST	High Disruption. Operations in critical area lost. Significant Delay to restore.	In Service
9TH ST-BARSCREEN WEST	High Disruption. Operations in critical area lost. Significant Delay to restore.	In Service
9TH ST-DRY WELL SUMP PUMP EAST	Minor Disruption. Repair to failure longer than trouble call.No operation impact	In Service
9TH ST-DRY WELL SUMP PUMP WEST	Minor Disruption. Repair to failure longer than trouble call.No operation impact	In Service
9TH ST-BLEACH FEED PUMP 1	Moderate Disruption. Portion of Operations lost. Moderate delay to restore.	In Service
9TH ST-BLEACH FEED PUMP 2	Moderate Disruption. Portion of Operations lost. Moderate delay to restore.	In Service
9TH ST-CAUSTIC SODA FEED PUMP 1	Moderate Disruption. Portion of Operations lost. Moderate delay to restore.	In Service
9TH ST-CAUSTIC SODA FEED PUMP 2	Moderate Disruption. Portion of Operations lost. Moderate delay to restore.	In Service
9TH ST-PACKED TOWER	Moderate Disruption. Portion of Operations lost. Moderate delay to restore.	In Service
9TH ST-SCRUBBER BLOWER 1	Moderate Disruption. Portion of Operations lost. Moderate delay to restore.	In Service
9TH ST-SCRUBBER BLOWER 2	High Disruption. Operations in critical area lost. Significant Delay to restore.	In Service
9TH ST-SCRUBBER CHEMICAL RECIRC PUMP 1	Moderate Disruption. Portion of Operations lost. Moderate delay to restore.	In Service
9TH ST-SCRUBBER CHEMICAL RECIRC PUMP 2	Minor Disruption. Repair to failure longer than trouble call.No operation impact	In Service
9TH ST-STORAGE TANK 1 BLEACH	High Disruption. Operations in critical area lost. Significant Delay to restore.	In Service
9TH ST-STORAGE TANK 2 CAUSTIC	Minor Disruption. Repair to failure longer than trouble call.No operation impact	In Service
9TH ST-HYDROPNEUMATIC SYSTEM	High Disruption. Operations in critical area lost. Significant Delay to restore.	In Service
9TH ST-HYDROPNEUMATIC TANK	High Disruption. Operations in critical area lost. Significant Delay to restore.	In Service

9TH ST-PUMP ROOM SUPPLY FAN EAST	Minor Disruption. Repair to failure longer than trouble call.No operation impact	In Service
9TH ST-PUMP ROOM SUPPLY FAN WEST	Minor Disruption. Repair to failure longer than trouble call.No operation impact	In Service
9TH ST-SUPPLY FAN EAST	Moderate Disruption. Portion of Operations lost. Moderate delay to restore.	In Service
9TH ST-SUPPLY FAN WEST	Minor Disruption. Repair to failure longer than trouble call.No operation impact	In Service
9TH ST-SEAL WATER PUMP	High Disruption. Operations in critical area lost. Significant Delay to restore.	In Service
9TH ST-SEAL WATER PUMP 1	High Disruption. Operations in critical area lost. Significant Delay to restore.	In Service
9TH ST-SEAL WATER PUMP 2	High Disruption. Operations in critical area lost. Significant Delay to restore.	In Service
9TH ST ODOR CTRL	Moderate Disruption. Portion of Operations lost. Moderate delay to restore.	In Service
9TH ST-ODOR CTRL FOG PUMP1		In Service
9TH ST-ODOR CTRL SOLUTION PUMP	Minor Disruption. Repair to failure longer than trouble call.No operation impact	In Service
9TH ST-FUEL OIL DAY TANK 1	High Disruption. Operations in critical area lost. Significant Delay to restore.	In Service
9TH ST-FUEL OIL DAY TANK 2	Moderate Disruption. Portion of Operations lost. Moderate delay to restore.	In Service
9TH ST-MOTOR CONTROL CENTER	Moderate Disruption. Portion of Operations lost. Moderate delay to restore.	In Service
9TH ST-LIGHTING PANEL L	Minor Disruption. Repair to failure longer than trouble call.No operation impact	In Service
9TH ST-MAIN SWITCHGEAR	High Disruption. Operations in critical area lost. Significant Delay to restore.	In Service
9TH ST-EMERGENCY GENERATOR 1 DCPOWER	Hazard - Potential Safety, Health or Environment Issue. Failure without warning.	In Service
9TH ST-EMERGENCY GENERATOR 2 DC POWER	Hazard - Potential Safety, Health or Environment Issue. Failure without warning.	In Service

9TH ST-MAIN SWITCHGEAR	High Disruption. Operations in critical area lost. Significant Delay to restore.	In Service
9TH ST-PUMP ROOM HOIST 1	Minor Disruption. Repair to failure longer than trouble call.No operation impact	In Service
9TH ST-PUMP ROOM HOIST 2	Moderate Disruption. Portion of Operations lost. Moderate delay to restore.	In Service
9TH ST-BARSCREEN HOIST 3	High Disruption. Operations in critical area lost. Significant Delay to restore.	In Service
9TH ST-BARSCREEN HOIST 4	Moderate Disruption. Portion of Operations lost. Moderate delay to restore.	In Service
9TH ST-GENERATOR ROOM HOIST	Minor Disruption. Repair to failure longer than trouble call.No operation impact	In Service
9TH ST-MAIN PUMP 1	High Disruption. Operations in critical area lost. Significant Delay to restore.	In Service
9TH ST-MAIN PUMP 2	High Disruption. Operations in critical area lost. Significant Delay to restore.	In Service
9TH ST-MAIN PUMP 3	High Disruption. Operations in critical area lost. Significant Delay to restore.	In Service
9TH ST-MAIN PUMP 4	High Disruption. Operations in critical area lost. Significant Delay to restore.	In Service
9TH ST-MAIN PUMP 5	High Disruption. Operations in critical area lost. Significant Delay to restore.	In Service
9TH ST-STATION FLOW METER	High Disruption. Operations in critical area lost. Significant Delay to restore.	In Service
9TH ST-WET WELL EAST/WEST	Moderate Disruption. Portion of Operations lost. Moderate delay to restore.	In Service
9TH ST-DIESEL ENGINE FUEL OIL TANK	High Disruption. Operations in critical area lost. Significant Delay to restore.	In Service
9TH ST-EMERGENCY GENERATOR 1	High Disruption. Operations in critical area lost. Significant Delay to restore.	In Service
9TH ST-EMERGENCY GENERATOR 2	High Disruption. Operations in critical area lost. Significant Delay to restore.	In Service
9TH ST-AIR COMPRESSOR	High Disruption. Operations in critical area lost. Significant Delay to restore.	In Service

9TH ST-BACKFLOW PREVENTER	Moderate Disruption. Portion of Operations lost. Moderate delay to restore.	In Service
9TH ST-CAUSTIC/BLEACH UNLOADING AREA EYE WASH/SWR	High Disruption. Operations in critical area lost. Significant Delay to restore.	In Service
9TH ST-HYDROGEN PEROXIDE AREA EYE WASH/SHOWER	Minor Disruption. Repair to failure longer than trouble call.No operation impact	In Service
9TH ST-STORAGE TANK AREA EYE WASH/SHOWER	High Disruption. Operations in critical area lost. Significant Delay to restore.	In Service
9TH ST-MONITORING WELL 1	Minor Disruption. Repair to failure longer than trouble call.No operation impact	In Service
9TH ST-MONITORING WELL 2		In Service
9TH ST-MONITORING WELL 3	Moderate Disruption. Portion of Operations lost. Moderate delay to restore.	In Service
NINTH STREET PUMP STATION-FIRE ALARM PANEL	High Disruption. Operations in critical area lost. Significant Delay to restore.	In Service

**SDWWTP**

Description	Criticality	Status
SDWWTP-15000 VOLTS SYSTEM	Hazard - Potential Safety, Health or Environment Issue. Failure without warning.	In Service
SDWWTP-MAIN SWITCHGEAR 13200V SYSTEM	Hazard - Potential Safety, Health or Environment Issue. Failure without warning.	In Service
SDWWTP-480 VOLTS SYSTEM	Hazard - Potential Safety, Health or Environment Issue. Failure without warning.	In Service
SDWWTP-SIGNAL SYSTEM	Hazard - Potential Safety, Health or Environment Issue. Failure without warning.	In Service
SDWWTP-TELEPHONE SYSTEM	Hazard - Potential Safety, Health or Environment Issue. Failure without warning.	In Service
SOUTH DISTRICT WASTEWATER TREATMENT PLANT - FIRE ALARM PANEL SYSTEM		In Service
SDWWTP-INFLUENT PIPING SYSTEM	High Disruption. Operations in critical area lost. Significant Delay to restore.	In Service
SDWWTP-PLANT BYPASS PIPING	High Disruption. Operations in critical area lost. Significant Delay to restore.	In Service
SDWWTP-PRETREATMENT PIPING SYSTEM	High Disruption. Operations in critical area lost. Significant Delay to restore.	In Service
SDWWTP-RETURN SLUDGE PIPING SYSTEM	High Disruption. Operations in critical area lost. Significant Delay to restore.	In Service
SDWWTP-SECONDARY EFFLUENT PIPING SYSTEM	High Disruption. Operations in critical area lost. Significant Delay to restore.	In Service
SDWWTP-SECONDARY INFLUENT PIPING SYSTEM	High Disruption. Operations in critical area lost. Significant Delay to restore.	In Service
ADMIN BLDG-FAN 1 SYSTEM	Minor Disruption. Repair to failure longer than trouble call.No operation impact	In Service
ADMIN BLDG-LIGHTING SYSTEM	Hazard - Potential Safety, Health or Environment Issue. Failure without warning.	In Service
ADMIN BLDG-PANEL HA SYSTEM	Hazard - Potential Safety, Health or Environment Issue. Failure without warning.	In Service
ADMIN BLDG-PANEL HC SYSTEM	Hazard - Potential Safety, Health or Environment Issue. Failure without warning.	In Service
ADMIN BLDG-PANEL LDP SYSTEM	Hazard - Potential Safety, Health or Environment Issue. Failure without warning.	In Service
ADMIN BLDG-PANEL MDP SYSTEM	Moderate Disruption. Portion of Operations lost. Moderate delay to restore.	In Service
ADMINISTRATION BUILDING EMERGENCY POWER UPS		In Service
ADMIN BLDG-VACUUM PUMP 1 SYSTEM	Minor Disruption. Repair to failure longer than trouble call.No operation impact	In Service
ADMIN BLDG-VACCUM PUMP 2 SYSTEM	Moderate Disruption. Portion of Operations lost. Moderate delay to restore.	In Service
ADMIN BLDG-LAB EAST EYE WASH/SHOWER SYSTEM	Hazard - Potential Safety, Health or Environment Issue. Failure without warning.	In Service
ADMIN BLDG-LAB WEST EYE WASH/SHOWER SYSTEM	Hazard - Potential Safety, Health or Environment Issue. Failure without warning.	In Service
ADMIN BLDG-FIRE ALARM PANEL SYSTEM	Hazard - Potential Safety, Health or Environment Issue. Failure without warning.	In Service
MAINT BLDG-EXHAUST FAN 1 SYSTEM	Minor Disruption. Repair to failure longer than trouble call.No operation impact	In Service
MAINT BLDG-EXHAUST FAN 2 SYSTEM	Minor Disruption. Repair to failure longer than trouble call.No operation impact	In Service



MAINT BLDG-EXHAUST FAN 3 SYSTEM	Minor Disruption. Repair to failure longer than trouble call.No operation impact	In Service
MAINT BLDG-EXHAUST FAN 4 SYSTEM	Minor Disruption. Repair to failure longer than trouble call.No operation impact	In Service
MAINT BLDG-EXHAUST FAN 5 SYSTEM	Minor Disruption. Repair to failure longer than trouble call.No operation impact	In Service
MAINT BLDG-EXHAUST WALL FAN 6 SYSTEM	Minor Disruption. Repair to failure longer than trouble call.No operation impact	In Service
MAINT BLDG-EXHAUST FAN 9 SYSTEM	Minor Disruption. Repair to failure longer than trouble call.No operation impact	In Service
MAINT BLDG-EXHAUST FAN 10 SYSTEM	Minor Disruption. Repair to failure longer than trouble call.No operation impact	In Service
MAINT BLDG-EXHAUST FAN 11 SYSTEM	Minor Disruption. Repair to failure longer than trouble call.No operation impact	In Service
MAINT BLDG-EXHAUST FAN 12 SYSTEM	Minor Disruption. Repair to failure longer than trouble call.No operation impact	In Service
MAINT BLDG-EXHAUST FAN 13 SYSTEM	Minor Disruption. Repair to failure longer than trouble call.No operation impact	In Service
MAINT BLDG-EXHAUST FAN 14 SYSTEM	Minor Disruption. Repair to failure longer than trouble call.No operation impact	In Service
MAINT BLDG-EXHAUST FAN 15 SYSTEM	Minor Disruption. Repair to failure longer than trouble call.No operation impact	In Service
MAINT BLDG-EXHAUST FAN 16 SYSTEM	Minor Disruption. Repair to failure longer than trouble call.No operation impact	In Service
MAINT BLDG-EXHAUST FAN 17 SYSTEM	Minor Disruption. Repair to failure longer than trouble call.No operation impact	In Service
MAINT BLDG-EXHAUST FAN 18 SYSTEM	Minor Disruption. Repair to failure longer than trouble call.No operation impact	In Service
MAINT BLDG-EXHAUST FAN 20 SYSTEM	Minor Disruption. Repair to failure longer than trouble call.No operation impact	In Service
MAINT BLDG-EXHAUST FAN 26 SYSTEM	Minor Disruption. Repair to failure longer than trouble call.No operation impact	In Service
MAINT BLDG-EXHAUST FAN 27 SYSTEM	Minor Disruption. Repair to failure longer than trouble call.No operation impact	In Service
MAINT BLDG-EXHAUST FAN 28 SYSTEM	Minor Disruption. Repair to failure longer than trouble call.No operation impact	In Service
MAINT BLDG-EXHAUST FAN 29 SYSTEM	Minor Disruption. Repair to failure longer than trouble call.No operation impact	In Service
MAINT BLDG-EXHAUST FAN 30 SYSTEM	Minor Disruption. Repair to failure longer than trouble call.No operation impact	In Service
MAINT BLDG-LIGHTING SYSTEM	Hazard - Potential Safety, Health or Enviroment Issue. Failure without warning.	In Service
MAINT BLDG-MOTOR CONTROL CENTER SYSTEM	Hazard - Potential Safety, Health or Enviroment Issue. Failure without warning.	In Service
MAINT BLDG-MAIN DISTRIBUTION CENTER SYSTEM	Hazard - Potential Safety, Health or Enviroment Issue. Failure without warning.	In Service
MAINT BLDG-PANEL HDA1 SYSTEM	Hazard - Potential Safety, Health or Enviroment Issue. Failure without warning.	In Service
MAINT BLDG-PANEL HDA2 SYSTEM	Hazard - Potential Safety, Health or Enviroment Issue. Failure without warning.	In Service
MAINT BLDG-PANEL HDB SYSTEM	Hazard - Potential Safety, Health or Enviroment Issue. Failure without warning.	In Service
MAINT BLDG-PANEL HDC SYSTEM	Hazard - Potential Safety, Health or Enviroment Issue. Failure without warning.	In Service
MAINT BLDG-PANEL HDD SYSTEM	Hazard - Potential Safety, Health or Enviroment Issue. Failure without warning.	In Service
MAINT BLDG- BRIDGE CRANE SYSTEM	Moderate Disruption. Portion of Operations lost. Moderate delay to restore.	In Service

MAINT BLDG-AIR COMPRESSOR 1 SYSTEM	Moderate Disruption. Portion of Operations lost. Moderate delay to restore.	In Service
MAINT BLDG-AIR COMPRESSOR 12 SYSTEM	Moderate Disruption. Portion of Operations lost. Moderate delay to restore.	In Service
MAINT BLDG-AIR COMPRESSOR 2 SYSTEM	Moderate Disruption. Portion of Operations lost. Moderate delay to restore.	In Service
MAINT BLDG-AIR COMPRESSOR 3 SYSTEM	Moderate Disruption. Portion of Operations lost. Moderate delay to restore.	In Service
MAINT BLDG-MAINTENANCE SHOP EYE WASH SYSTEM	Hazard - Potential Safety, Health or Environment Issue. Failure without warning.	In Service
MAINT BLDG-STRUCTURAL SHOP EYE WASH SYSTEM	Hazard - Potential Safety, Health or Environment Issue. Failure without warning.	In Service
MAINT BLDG-FIRE ALARM PANEL SYSTEM	Hazard - Potential Safety, Health or Environment Issue. Failure without warning.	In Service
CONSTRUCTION MGMT OFFICE BLDG - FIRE ALARM PANEL SYSTEM		In Service
GUARD SHACK-STEPDOWN TRANSFORMER SYSTEM	Hazard - Potential Safety, Health or Environment Issue. Failure without warning.	In Service
GUARD HOUSE -NORTH - FIRE ALARM PANEL SYSTEM		In Service
GUARD SHACK-STEPDOWN TRANSFORMER SYSTEM	Hazard - Potential Safety, Health or Environment Issue. Failure without warning.	In Service
GUARD HOUSE -NORTH EAST - FIRE ALARM PANEL SYSTEM		In Service
GUARD HOUSE -WEST - FIRE ALARM PANEL SYSTEM		In Service
NORTH FILTRATION TANK DRAIN FILTER SYSTEM	Moderate Disruption. Portion of Operations lost. Moderate delay to restore.	In Service
NORTH FILTRATION TANK DRAIN SYSTEM	Moderate Disruption. Portion of Operations lost. Moderate delay to restore.	In Service
FILTRATION SYSTEM NORTH-FLOCCULATION TANK SYSTEM	Moderate Disruption. Portion of Operations lost. Moderate delay to restore.	In Service
NORTH FILTRATION BACKWASH WASTE EQUALIZATION TANK 2 SYSTEM	Hazard - Potential Safety, Health or Environment Issue. Failure without warning.	In Service
NORTH FILTRATION BACKWASH SUPPLY STORAGE TANK 2 SYSTEM	Hazard - Potential Safety, Health or Environment Issue. Failure without warning.	In Service
NORTH FILTRATION FILTER CELL 13 SYSTEM	Hazard - Potential Safety, Health or Environment Issue. Failure without warning.	In Service
NORTH FILTRATION FILTER CELL 14 SYSTEM	Hazard - Potential Safety, Health or Environment Issue. Failure without warning.	In Service
NORTH FILTRATION FILTER CELL 15 SYSTEM	Hazard - Potential Safety, Health or Environment Issue. Failure without warning.	In Service
NORTH FILTRATION FILTER CELL 16 SYSTEM	Hazard - Potential Safety, Health or Environment Issue. Failure without warning.	In Service
NORTH FILTRATION FILTER CELL 17 SYSTEM	Hazard - Potential Safety, Health or Environment Issue. Failure without warning.	In Service
NORTH FILTRATION FILTER CELL 18 SYSTEM	Hazard - Potential Safety, Health or Environment Issue. Failure without warning.	In Service
NORTH FILTRATION FILTER CELL 19 SYSTEM	Hazard - Potential Safety, Health or Environment Issue. Failure without warning.	In Service
NORTH FILTRATION FILTER CELL 20 SYSTEM	Hazard - Potential Safety, Health or Environment Issue. Failure without warning.	In Service
NORTH FILTRATION FILTER CELL 21 SYSTEM	Hazard - Potential Safety, Health or Environment Issue. Failure without warning.	In Service
NORTH FILTRATION FILTER CELL 22 SYSTEM	Hazard - Potential Safety, Health or Environment Issue. Failure without warning.	In Service
NORTH FILTRATION FILTER CELL 23 SYSTEM	Hazard - Potential Safety, Health or Environment Issue. Failure without warning.	In Service
NORTH FILTRATION FILTER CELL 24 SYSTEM	Hazard - Potential Safety, Health or Environment Issue. Failure without warning.	In Service

NORTH FILTRATION TRAIN 3 INTERCONNECT SYSTEM	Hazard - Potential Safety, Health or Environment Issue. Failure without warning.	In Service
SOUTH FILTRATION TANK DRAIN SYSTEM	Moderate Disruption. Portion of Operations lost. Moderate delay to restore.	In Service
FILTRATION SYSTEM SOUTH-FLOCCULATION MIXER 1 SYSTEM	Moderate Disruption. Portion of Operations lost. Moderate delay to restore.	In Service
FILTRATION SYSTEM SOUTH-FLOCCULATION MIXER 2 SYSTEM	Moderate Disruption. Portion of Operations lost. Moderate delay to restore.	In Service
FILTRATION SYSTEM SOUTH-FLOCCULATION MIXER 3 SYSTEM	Moderate Disruption. Portion of Operations lost. Moderate delay to restore.	In Service
FILTRATION SYSTEM SOUTH-FLOCCULATION MIXER 4 SYSTEM	Moderate Disruption. Portion of Operations lost. Moderate delay to restore.	In Service
FILTRATION SYSTEM SOUTH-FLOCCULATION MIXER 5 SYSTEM	Moderate Disruption. Portion of Operations lost. Moderate delay to restore.	In Service
FILTRATION SYSTEM SOUTH-FLOCCULATION MIXER 6 SYSTEM	Moderate Disruption. Portion of Operations lost. Moderate delay to restore.	In Service
FILTRATION SYSTEM SOUTH-FLOCCULATION MIXER 7 SYSTEM	Moderate Disruption. Portion of Operations lost. Moderate delay to restore.	In Service
FILTRATION SYSTEM SOUTH-FLOCCULATION MIXER 8 SYSTEM	Moderate Disruption. Portion of Operations lost. Moderate delay to restore.	In Service
FILTRATION SYSTEM SOUTH-FLOCCULATION MIXER 9 SYSTEM	Moderate Disruption. Portion of Operations lost. Moderate delay to restore.	In Service
FILTRATION SYSTEM SOUTH-FLOCCULATION MIXER 10 SYSTEM	Moderate Disruption. Portion of Operations lost. Moderate delay to restore.	In Service
FILTRATION SYSTEM SOUTH-FLOCCULATION MIXER 11 SYSTEM	Moderate Disruption. Portion of Operations lost. Moderate delay to restore.	In Service
FILTRATION SYSTEM SOUTH-FLOCCULATION TANK SYSTEM	Moderate Disruption. Portion of Operations lost. Moderate delay to restore.	In Service
FILTRATION SYSTEM SOUTH-DIFFUSER BLOWER 1 SYSTEM	Moderate Disruption. Portion of Operations lost. Moderate delay to restore.	In Service
FILTRATION SYSTEM SOUTH-DIFFUSER BLOWER 2 SYSTEM	Moderate Disruption. Portion of Operations lost. Moderate delay to restore.	In Service
FILTRATION SYSTEM SOUTH-DIFFUSER BLOWER MANIFOLD	Moderate Disruption. Portion of Operations lost. Moderate delay to restore.	In Service
SOUTH FILTRATION BACKWASH WASTE EQUALIZATION TANK 1 SYSTEM	Hazard - Potential Safety, Health or Environment Issue. Failure without warning.	In Service
SOUTH FILTRATION BACKWASH WASTE EQUALIZATION TANK 3 SYSTEM	Hazard - Potential Safety, Health or Environment Issue. Failure without warning.	In Service
SOUTH FILTRATION BACKWASH SUPPLY STORAGE TANK 1 SYSTEM	Hazard - Potential Safety, Health or Environment Issue. Failure without warning.	In Service
SOUTH FILTRATION BACKWASH SUPPLY STORAGE TANK 3 SYSTEM	Hazard - Potential Safety, Health or Environment Issue. Failure without warning.	In Service
SOUTH FILTRATION FILTER CELL 01 SYSTEM	Hazard - Potential Safety, Health or Environment Issue. Failure without warning.	In Service
SOUTH FILTRATION FILTER CELL 02 SYSTEM	Hazard - Potential Safety, Health or Environment Issue. Failure without warning.	In Service
SOUTH FILTRATION FILTER CELL 03 SYSTEM	Hazard - Potential Safety, Health or Environment Issue. Failure without warning.	In Service
SOUTH FILTRATION FILTER CELL 04 SYSTEM	Hazard - Potential Safety, Health or Environment Issue. Failure without warning.	In Service
SOUTH FILTRATION FILTER CELL 05 SYSTEM	Hazard - Potential Safety, Health or Environment Issue. Failure without warning.	In Service
SOUTH FILTRATION FILTER CELL 06 SYSTEM	Hazard - Potential Safety, Health or Environment Issue. Failure without warning.	In Service
SOUTH FILTRATION FILTER CELL 07 SYSTEM	Hazard - Potential Safety, Health or Environment Issue. Failure without warning.	In Service
SOUTH FILTRATION FILTER CELL 08 SYSTEM	Hazard - Potential Safety, Health or Environment Issue. Failure without warning.	In Service

SOUTH FILTRATION FILTER CELL 09 SYSTEM	Hazard - Potential Safety, Health or Environment Issue. Failure without warning.	In Service
SOUTH FILTRATION FILTER CELL 10 SYSTEM	Hazard - Potential Safety, Health or Environment Issue. Failure without warning.	In Service
SOUTH FILTRATION FILTER CELL 11 SYSTEM	Hazard - Potential Safety, Health or Environment Issue. Failure without warning.	In Service
SOUTH FILTRATION FILTER CELL 12 SYSTEM	Hazard - Potential Safety, Health or Environment Issue. Failure without warning.	In Service
SOUTH FILTRATION FILTER CELL 25 SYSTEM	Hazard - Potential Safety, Health or Environment Issue. Failure without warning.	In Service
SOUTH FILTRATION FILTER CELL 26 SYSTEM	Hazard - Potential Safety, Health or Environment Issue. Failure without warning.	In Service
SOUTH FILTRATION FILTER CELL 27 SYSTEM	Hazard - Potential Safety, Health or Environment Issue. Failure without warning.	In Service
SOUTH FILTRATION FILTER CELL 28 SYSTEM	Hazard - Potential Safety, Health or Environment Issue. Failure without warning.	In Service
SOUTH FILTRATION FILTER CELL 29 SYSTEM	Hazard - Potential Safety, Health or Environment Issue. Failure without warning.	In Service
SOUTH FILTRATION FILTER CELL 30 SYSTEM	Hazard - Potential Safety, Health or Environment Issue. Failure without warning.	In Service
SOUTH FILTRATION TRAIN 1 INTERCONNECT SYSTEM	Hazard - Potential Safety, Health or Environment Issue. Failure without warning.	In Service
FILTER CONTROL BLDG EXHAUST FAN SYSTEMS	Minor Disruption. Repair to failure longer than trouble call.No operation impact	In Service
FILTER CONTROL BLDG-NORTH BLOWER ROOM HOIST SYSTEM	Moderate Disruption. Portion of Operations lost. Moderate delay to restore.	In Service
FILTER CONTROL BLDG-NORTH PUMP ROOM HOIST SYSTEM	Moderate Disruption. Portion of Operations lost. Moderate delay to restore.	In Service
FILTER CONTROL BUILDING - NORTH - FIRE ALARM PANEL		In Service
FILTER CONTROL BLDG-SOUTH BLOWER ROOM HOIST SYSTEM	Moderate Disruption. Portion of Operations lost. Moderate delay to restore.	In Service
FILTER CONTROL BLDG-SOUTH PUMP ROOM HOIST SYSTEM	Moderate Disruption. Portion of Operations lost. Moderate delay to restore.	In Service
GRIT BLDG 1-GRIT CHAMBER EAST	High Disruption. Operations in critical area lost. Significant Delay to restore.	In Service
GRIT BLDG 1-GRIT CHAMBER WEST	High Disruption. Operations in critical area lost. Significant Delay to restore.	In Service
GRIT BLDG 1-RAW WASTE MAG METER	High Disruption. Operations in critical area lost. Significant Delay to restore.	In Service
GRIT BLDG 1-BARSCREEN 1	High Disruption. Operations in critical area lost. Significant Delay to restore.	In Service
GRIT BLDG 1-BARSCREEN 2	High Disruption. Operations in critical area lost. Significant Delay to restore.	In Service
GRIT BLDG 1-BARSCREEN 3	High Disruption. Operations in critical area lost. Significant Delay to restore.	In Service
GRIT BLDG 1-BARSCREEN 4	High Disruption. Operations in critical area lost. Significant Delay to restore.	In Service
GRIT BLDG 1-BARSCREEN CONVEYOR BELT 1	High Disruption. Operations in critical area lost. Significant Delay to restore.	In Service
GRIT BLDG 1-BARSCREEN CONVEYOR BELT 2	High Disruption. Operations in critical area lost. Significant Delay to restore.	In Service
GRIT BLDG 1-PERFORATED PLATE SCREEN EAST SYSTEM	High Disruption. Operations in critical area lost. Significant Delay to restore.	In Service
GRIT BLDG 1-PERFORATED PLATE SCREEN WEST SYSTEM	High Disruption. Operations in critical area lost. Significant Delay to restore.	In Service
GRIT BLDG 1-GRIT COLLECTOR EAST	High Disruption. Operations in critical area lost. Significant Delay to restore.	In Service

GRIT BLDG 1-GRIT COLLECTOR WEST	High Disruption. Operations in critical area lost. Significant Delay to restore.	In Service
GRIT BLDG 1-GRIT HOPPER EAST	High Disruption. Operations in critical area lost. Significant Delay to restore.	In Service
GRIT BLDG 1-GRIT HOPPER WEST	High Disruption. Operations in critical area lost. Significant Delay to restore.	In Service
GRIT BLDG 1-GRIT SCREW CONVEYOR EAST	High Disruption. Operations in critical area lost. Significant Delay to restore.	In Service
GRIT BLDG 1-GRIT SCREW CONVEYOR WEST	High Disruption. Operations in critical area lost. Significant Delay to restore.	In Service
GRIT BLDG 1-SUMP PUMP 1	High Disruption. Operations in critical area lost. Significant Delay to restore.	In Service
GRIT BLDG 1-SUMP PUMP 2	High Disruption. Operations in critical area lost. Significant Delay to restore.	In Service
GRIT BLDG 1-SUMP PUMP 3	High Disruption. Operations in critical area lost. Significant Delay to restore.	In Service
GRIT BLDG 1-SUMP PUMP 4	High Disruption. Operations in critical area lost. Significant Delay to restore.	In Service
GRIT BLDG 1-GRIT CHAMBER DEWTR PUMP 1	Moderate Disruption. Portion of Operations lost. Moderate delay to restore.	In Service
GRIT BLDG 1-GRIT CHAMBER DEWTR PUMP 2	Moderate Disruption. Portion of Operations lost. Moderate delay to restore.	In Service
GRIT BLDG 1-EXHAUST FAN 1	Minor Disruption. Repair to failure longer than trouble call.No operation impact	In Service
GRIT BLDG 1-EXHAUST FAN 2	Minor Disruption. Repair to failure longer than trouble call.No operation impact	In Service
GRIT BLDG 1-LIGHTING	Hazard - Potential Safety, Health or Environment Issue. Failure without warning.	In Service
GRIT BLDG 1-AERATION BLOWER 1	Moderate Disruption. Portion of Operations lost. Moderate delay to restore.	In Service
GRIT BLDG 1-AERATION BLOWER 2	Moderate Disruption. Portion of Operations lost. Moderate delay to restore.	In Service
GRIT BLDG 1-AERATION BLOWER 3	Moderate Disruption. Portion of Operations lost. Moderate delay to restore.	In Service
GRIT BLDG 1-480 VOLT	Hazard - Potential Safety, Health or Environment Issue. Failure without warning.	In Service
GRIT BLDG 1-480 VOLT A	Hazard - Potential Safety, Health or Environment Issue. Failure without warning.	In Service
GRIT BLDG 1-480 VOLT B	Hazard - Potential Safety, Health or Environment Issue. Failure without warning.	In Service
GRIT BLDG 1-AIR SCRUBBER BUILDING NORTH	Hazard - Potential Safety, Health or Environment Issue. Failure without warning.	In Service
GRIT BLDG 1-GRIT BUILDING CONTROL PANEL	Hazard - Potential Safety, Health or Environment Issue. Failure without warning.	In Service
GRIT BLDG 1-LIGHTING PANEL BREAKER	Hazard - Potential Safety, Health or Environment Issue. Failure without warning.	In Service
GRIT BLDG 1-BRIDGE CRANE	Moderate Disruption. Portion of Operations lost. Moderate delay to restore.	In Service
GRIT BLDG 1-INFLUENT FLOW VENTURI	Hazard - Potential Safety, Health or Environment Issue. Failure without warning.	In Service
GRIT BLDG 1-MAIN INFLUENT FLOWMETER	Hazard - Potential Safety, Health or Environment Issue. Failure without warning.	In Service
GRIT BLDG 1-PARSHALL FLUME EAST	Failure should not affect of Safety, Health, Environment or Operations.	In Service
GRIT BLDG 1-PARSHALL FLUME WEST	Failure should not affect of Safety, Health, Environment or Operations.	In Service
GRIT BLDG 1-STATION ANNUNCIATOR	Moderate Disruption. Portion of Operations lost. Moderate delay to restore.	In Service

GRIT BLDG 1-VIBRATION MONITOR	Minor Disruption. Repair to failure longer than trouble call.No operation impact	In Service
GRIT BLDG 1 - FIRE ALARM PANEL		In Service
GRIT BLDG 2-GRIT CHAMBER EAST	Moderate Disruption. Portion of Operations lost. Moderate delay to restore.	In Service
GRIT BLDG 2-GRIT CHAMBER WEST	Moderate Disruption. Portion of Operations lost. Moderate delay to restore.	In Service
GRIT BLDG 2-RAW WASTE MAG METER	Hazard - Potential Safety, Health or Enviroment Issue. Failure without warning.	In Service
GRIT BLDG 2-BARSCREEN 1	High Disruption. Operations in critical area lost. Significant Delay to restore.	In Service
GRIT BLDG 2-BARSCREEN 2	High Disruption. Operations in critical area lost. Significant Delay to restore.	In Service
GRIT BLDG 2-BARSCREEN 3	High Disruption. Operations in critical area lost. Significant Delay to restore.	In Service
GRIT BLDG 2-BARSCREEN 4	High Disruption. Operations in critical area lost. Significant Delay to restore.	In Service
GRIT BLDG 2-BARSCREEN CONVEYOR BELT 1	High Disruption. Operations in critical area lost. Significant Delay to restore.	In Service
GRIT BLDG 2-BARSCREEN CONVEYOR BELT 2	High Disruption. Operations in critical area lost. Significant Delay to restore.	In Service
GRIT BLDG 2-PERFORATED PLATE SCREEN EAST SYSTEM	High Disruption. Operations in critical area lost. Significant Delay to restore.	In Service
GRIT BLDG 2-PERFORATED PLATE SCREEN WEST SYSTEM	High Disruption. Operations in critical area lost. Significant Delay to restore.	In Service
GRIT BLDG 2-GRIT COLLECTOR EAST	High Disruption. Operations in critical area lost. Significant Delay to restore.	In Service
GRIT BLDG 2-GRIT COLLECTOR WEST	High Disruption. Operations in critical area lost. Significant Delay to restore.	In Service
GRIT BLDG 2-GRIT HOPPER EAST	High Disruption. Operations in critical area lost. Significant Delay to restore.	In Service
GRIT BLDG 2-GRIT HOPPER WEST	High Disruption. Operations in critical area lost. Significant Delay to restore.	In Service
GRIT BLDG 2-GRIT SCREW CONVEYOR EAST	High Disruption. Operations in critical area lost. Significant Delay to restore.	In Service
GRIT BLDG 2-GRIT SCREW CONVEYOR WEST	High Disruption. Operations in critical area lost. Significant Delay to restore.	In Service
GRIT BLDG 2-SUMP PUMP 1	High Disruption. Operations in critical area lost. Significant Delay to restore.	In Service
GRIT BLDG 2-SUMP PUMP 2	High Disruption. Operations in critical area lost. Significant Delay to restore.	In Service
GRIT BLDG 2-SUMP PUMP 3	High Disruption. Operations in critical area lost. Significant Delay to restore.	In Service
GRIT BLDG 2-SUMP PUMP 4	High Disruption. Operations in critical area lost. Significant Delay to restore.	In Service
GRIT BLDG 2-GRIT CHAMBER DEWTR PUMP 1	High Disruption. Operations in critical area lost. Significant Delay to restore.	In Service
GRIT BLDG 2-GRIT CHAMBER DEWTR PUMP 2	High Disruption. Operations in critical area lost. Significant Delay to restore.	In Service
GRIT BLDG 2-EXHAUST FAN 1	Moderate Disruption. Portion of Operations lost. Moderate delay to restore.	In Service
GRIT BLDG 2-SUPPLY FAN 1	Moderate Disruption. Portion of Operations lost. Moderate delay to restore.	In Service
GRIT BLDG 2-LIGHTING	Hazard - Potential Safety, Health or Enviroment Issue. Failure without warning.	In Service
GRIT BLDG 2-INFLUENT SAMPLE PUMP	Hazard - Potential Safety, Health or Enviroment Issue. Failure without warning.	In Service

GRIT BLDG 2-AERATION BLOWER 1	High Disruption. Operations in critical area lost. Significant Delay to restore.	In Service
GRIT BLDG 2-AERATION BLOWER 2	High Disruption. Operations in critical area lost. Significant Delay to restore.	In Service
GRIT BLDG 2-AERATION BLOWER 3	High Disruption. Operations in critical area lost. Significant Delay to restore.	In Service
GRIT BLDG 2-AERATION BLOWER MANIFOLD	High Disruption. Operations in critical area lost. Significant Delay to restore.	In Service
GRIT BLDG 2-LIGHTING PANEL A	Hazard - Potential Safety, Health or Environment Issue. Failure without warning.	In Service
GRIT BLDG 2-MOTOR CONTROL CENTER D	Hazard - Potential Safety, Health or Environment Issue. Failure without warning.	In Service
GRIT BLDG 2-BRIDGE CRANE	High Disruption. Operations in critical area lost. Significant Delay to restore.	In Service
GRIT BLDG 2-INFLUENT FLOW VENTURI	Hazard - Potential Safety, Health or Environment Issue. Failure without warning.	In Service
GRIT BLDG 2-MAIN INFLUENT FLOWMETER	Hazard - Potential Safety, Health or Environment Issue. Failure without warning.	In Service
GRIT BLDG 2-PARSHALL FLUME EAST	Failure should not affect of Safety, Health, Environment or Operations.	In Service
GRIT BLDG 2-PARSHALL FLUME WEST	Failure should not affect of Safety, Health, Environment or Operations.	In Service
GRIT BLDG 2-STATION ANNUNCIATOR	Failure should not affect of Safety, Health, Environment or Operations.	In Service
GRIT BLDG 2 - FIRE ALARM PANEL		In Service
AIR SCRUB BLDG 1-SUMP PUMP 1	Hazard - Potential Safety, Health or Environment Issue. Failure without warning.	In Service
AIR SCRUB BLDG 1-SUMP PUMP 2	Hazard - Potential Safety, Health or Environment Issue. Failure without warning.	In Service
AIR SCRUB BLDG 1-CHEMICAL MIX/TRANSFER SYSTEM	Moderate Disruption. Portion of Operations lost. Moderate delay to restore.	In Service
AIR SCRUB BLDG 1-CAUSTIC SODA FEED PUMP 1-1	Moderate Disruption. Portion of Operations lost. Moderate delay to restore.	In Service
AIR SCRUB BLDG 1-CAUSTIC SODA FEED PUMP 1-2	Moderate Disruption. Portion of Operations lost. Moderate delay to restore.	In Service
AIR SCRUB BLDG 1-CAUSTIC SODA FEED PUMP 1-3	Moderate Disruption. Portion of Operations lost. Moderate delay to restore.	In Service
AIR SCRUB BLDG 1-CAUSTIC SODA FEED PUMP 2-1	Moderate Disruption. Portion of Operations lost. Moderate delay to restore.	In Service
AIR SCRUB BLDG 1-CAUSTIC SODA FEED PUMP 2-2	Moderate Disruption. Portion of Operations lost. Moderate delay to restore.	In Service
AIR SCRUB BLDG 1-CAUSTIC SODA STORAGE TANK 1	Moderate Disruption. Portion of Operations lost. Moderate delay to restore.	In Service
AIR SCRUB BLDG 1-CAUSTIC SODA STORAGE TANK 2	Moderate Disruption. Portion of Operations lost. Moderate delay to restore.	In Service
AIR SCRUB BLDG 1-PACKED TOWER 1	Moderate Disruption. Portion of Operations lost. Moderate delay to restore.	In Service
AIR SCRUB BLDG 1-PACKED TOWER 2	Moderate Disruption. Portion of Operations lost. Moderate delay to restore.	In Service
AIR SCRUB BLDG 1-PACKED TOWER 3	Moderate Disruption. Portion of Operations lost. Moderate delay to restore.	In Service
AIR SCRUB BLDG 1-PACKED TOWER AIR MANIFOLD	Moderate Disruption. Portion of Operations lost. Moderate delay to restore.	In Service
AIR SCRUB BLDG 1-SCRUBBER BLOWER 1	Hazard - Potential Safety, Health or Environment Issue. Failure without warning.	In Service
AIR SCRUB BLDG 1-SCRUBBER BLOWER 2	Hazard - Potential Safety, Health or Environment Issue. Failure without warning.	In Service

AIR SCRUB BLDG 1-SCRUB CHEMICAL RECIRC PUMP 1-1	Moderate Disruption. Portion of Operations lost. Moderate delay to restore.	In Service
AIR SCRUB BLDG 1-SCRUB CHEMICAL RECIRC PUMP 1-2	Moderate Disruption. Portion of Operations lost. Moderate delay to restore.	In Service
AIR SCRUB BLDG 1-SCRUB CHEMICAL RECIRC PUMP 2-1	Moderate Disruption. Portion of Operations lost. Moderate delay to restore.	In Service
AIR SCRUB BLDG 1-SCRUB CHEMICAL RECIRC PUMP 2-2	Moderate Disruption. Portion of Operations lost. Moderate delay to restore.	In Service
AIR SCRUB BLDG 1-SCRUB CHEMICAL RECIRC PUMP 3-1	Moderate Disruption. Portion of Operations lost. Moderate delay to restore.	In Service
AIR SCRUB BLDG 1-SCRUB CHEMICAL RECIRC PUMP 3-2	Moderate Disruption. Portion of Operations lost. Moderate delay to restore.	In Service
AIR SCRUB BLDG 1-EXHAUST FAN	Moderate Disruption. Portion of Operations lost. Moderate delay to restore.	In Service
AIR SCRUB BLDG 1-LIGHTING	Hazard - Potential Safety, Health or Environment Issue. Failure without warning.	In Service
AIR SCRUB BLDG 1-SEAL WATER PUMP 1	High Disruption. Operations in critical area lost. Significant Delay to restore.	In Service
AIR SCRUB BLDG 1-SEAL WATER PUMP 2	High Disruption. Operations in critical area lost. Significant Delay to restore.	In Service
AIR SCRUB BLDG 1-LIGHTING PANEL	Hazard - Potential Safety, Health or Environment Issue. Failure without warning.	In Service
AIR SCRUB BLDG 1-MOTOR CONTROL CENTER	Hazard - Potential Safety, Health or Environment Issue. Failure without warning.	In Service
AIR SCRUB BLDG 1-CHEMICAL AREA EYE WASH/SHOWER	Hazard - Potential Safety, Health or Environment Issue. Failure without warning.	In Service
AIR SCRUB BLDG 1-CAUSTIC SODA EYE WASH/SHOWER	Hazard - Potential Safety, Health or Environment Issue. Failure without warning.	In Service
AIR SCRUBBER BLDG 1 - FIRE ALARM PANEL		In Service
AIR SCRUB BLDG 2-SUMP PUMP 1	Hazard - Potential Safety, Health or Environment Issue. Failure without warning.	In Service
AIR SCRUB BLDG 2-SUMP PUMP 2	Hazard - Potential Safety, Health or Environment Issue. Failure without warning.	In Service
AIR SCRUB BLDG 2-CHEMICAL MIX/TRANSFER SYSTEM	Moderate Disruption. Portion of Operations lost. Moderate delay to restore.	In Service
AIR SCRUB BLDG 2-CAUSTIC SODA FEED PUMP 1-1	Moderate Disruption. Portion of Operations lost. Moderate delay to restore.	In Service
AIR SCRUB BLDG 2-CAUSTIC SODA FEED PUMP 1-2	Moderate Disruption. Portion of Operations lost. Moderate delay to restore.	In Service
AIR SCRUB BLDG 2-CAUSTIC SODA FEED PUMP 1-3	Moderate Disruption. Portion of Operations lost. Moderate delay to restore.	In Service
AIR SCRUB BLDG 2-CAUSTIC SODA FEED PUMP 2-1	Moderate Disruption. Portion of Operations lost. Moderate delay to restore.	In Service
AIR SCRUB BLDG 2-CAUSTIC SODA FEED PUMP 2-2	Moderate Disruption. Portion of Operations lost. Moderate delay to restore.	In Service
AIR SCRUB BLDG 2-CAUSTIC SODA STORAGE TANK 1	Moderate Disruption. Portion of Operations lost. Moderate delay to restore.	In Service
AIR SCRUB BLDG 2-CAUSTIC SODA STORAGE TANK 2	Moderate Disruption. Portion of Operations lost. Moderate delay to restore.	In Service
AIR SCRUB BLDG 2-PACKED TOWER 1	Moderate Disruption. Portion of Operations lost. Moderate delay to restore.	In Service
AIR SCRUB BLDG 2-PACKED TOWER 2	Moderate Disruption. Portion of Operations lost. Moderate delay to restore.	In Service
AIR SCRUB BLDG 2-PACKED TOWER 3	Moderate Disruption. Portion of Operations lost. Moderate delay to restore.	In Service
AIR SCRUB BLDG 2-PACKED TOWER AIR MANIFOLD	Moderate Disruption. Portion of Operations lost. Moderate delay to restore.	In Service



AIR SCRUB BLDG 2-SCRUBBER BLOWER 1	Hazard - Potential Safety, Health or Environment Issue. Failure without warning.	In Service
AIR SCRUB BLDG 2-SCRUBBER BLOWER 2	Hazard - Potential Safety, Health or Environment Issue. Failure without warning.	In Service
AIR SCRUB BLDG 2-SCRUB CHEMICAL RECIRC PUMP 1-1	Moderate Disruption. Portion of Operations lost. Moderate delay to restore.	In Service
AIR SCRUB BLDG 2-SCRUB CHEMICAL RECIRC PUMP 1-2	Moderate Disruption. Portion of Operations lost. Moderate delay to restore.	In Service
AIR SCRUB BLDG 2-SCRUB CHEMICAL RECIRC PUMP 2-1	Moderate Disruption. Portion of Operations lost. Moderate delay to restore.	In Service
AIR SCRUB BLDG 2-SCRUB CHEMICAL RECIRC PUMP 2-2	Moderate Disruption. Portion of Operations lost. Moderate delay to restore.	In Service
AIR SCRUB BLDG 2-SCRUB CHEMICAL RECIRC PUMP 3-1	Moderate Disruption. Portion of Operations lost. Moderate delay to restore.	In Service
AIR SCRUB BLDG 2-SCRUB CHEMICAL RECIRC PUMP 3-2	Moderate Disruption. Portion of Operations lost. Moderate delay to restore.	In Service
AIR SCRUB BLDG 2-EXHAUST FAN	Moderate Disruption. Portion of Operations lost. Moderate delay to restore.	In Service
AIR SCRUB BLDG 2-LIGHTING	Hazard - Potential Safety, Health or Environment Issue. Failure without warning.	In Service
AIR SCRUB BLDG 2-SEAL WATER PUMP 1	High Disruption. Operations in critical area lost. Significant Delay to restore.	In Service
AIR SCRUB BLDG 2-SEAL WATER PUMP 2	High Disruption. Operations in critical area lost. Significant Delay to restore.	In Service
AIR SCRUB BLDG 2-LIGHTING PANEL	Hazard - Potential Safety, Health or Environment Issue. Failure without warning.	In Service
AIR SCRUB BLDG 2-MOTOR CONTROL CENTER	Hazard - Potential Safety, Health or Environment Issue. Failure without warning.	In Service
AIR SCRUB BLDG 2-CHEMICAL AREA EYE WASH/SHOWER	Hazard - Potential Safety, Health or Environment Issue. Failure without warning.	In Service
AIR SCRUB BLDG 2-CAUSTIC SODA EYE WASH/SHOWER	Hazard - Potential Safety, Health or Environment Issue. Failure without warning.	In Service
AIR SCRUBBER BLDG 2 - FIRE ALARM PANEL		In Service
AIR SCRUB BLDG 3-SUMP PUMP 1	High Disruption. Operations in critical area lost. Significant Delay to restore.	In Service
AIR SCRUB BLDG 3-SUMP PUMP 2	Hazard - Potential Safety, Health or Environment Issue. Failure without warning.	In Service
AIR SCRUB BLDG 3-CHEMICAL MIX/TRANSFER SYSTEM	Moderate Disruption. Portion of Operations lost. Moderate delay to restore.	In Service
AIR SCRUB BLDG 3-CAUSTIC SODA FEED PUMP 1-1	Moderate Disruption. Portion of Operations lost. Moderate delay to restore.	In Service
AIR SCRUB BLDG 3-CAUSTIC SODA FEED PUMP 1-2	Moderate Disruption. Portion of Operations lost. Moderate delay to restore.	In Service
AIR SCRUB BLDG 3-CAUSTIC SODA FEED PUMP 1-3	Moderate Disruption. Portion of Operations lost. Moderate delay to restore.	In Service
AIR SCRUB BLDG 3-CAUSTIC SODA FEED PUMP 2-1	Moderate Disruption. Portion of Operations lost. Moderate delay to restore.	In Service
AIR SCRUB BLDG 3-CAUSTIC SODA FEED PUMP 2-2	Moderate Disruption. Portion of Operations lost. Moderate delay to restore.	In Service
AIR SCRUB BLDG 3-CAUSTIC SODA STORAGE TANK 1	Moderate Disruption. Portion of Operations lost. Moderate delay to restore.	In Service
AIR SCRUB BLDG 3-CAUSTIC SODA STORAGE TANK 2	Moderate Disruption. Portion of Operations lost. Moderate delay to restore.	In Service
AIR SCRUB BLDG 3-PACKED TOWER 1	Moderate Disruption. Portion of Operations lost. Moderate delay to restore.	In Service
AIR SCRUB BLDG 3-PACKED TOWER 2	Moderate Disruption. Portion of Operations lost. Moderate delay to restore.	In Service

AIR SCRUB BLDG 3-PACKED TOWER 3	Moderate Disruption. Portion of Operations lost. Moderate delay to restore.	In Service
AIR SCRUB BLDG 3-PACKED TOWER AIR MANIFOLD	Moderate Disruption. Portion of Operations lost. Moderate delay to restore.	In Service
AIR SCRUB BLDG 3-SCRUBBER BLOWER 1	Hazard - Potential Safety, Health or Environment Issue. Failure without warning.	In Service
AIR SCRUB BLDG 3-SCRUBBER BLOWER 2	Hazard - Potential Safety, Health or Environment Issue. Failure without warning.	In Service
AIR SCRUB BLDG 3-SCRUB CHEMICAL RECIRC PUMP 1-1	Moderate Disruption. Portion of Operations lost. Moderate delay to restore.	In Service
AIR SCRUB BLDG 3-SCRUB CHEMICAL RECIRC PUMP 1-2	Moderate Disruption. Portion of Operations lost. Moderate delay to restore.	In Service
AIR SCRUB BLDG 3-SCRUB CHEMICAL RECIRC PUMP 2-1	Moderate Disruption. Portion of Operations lost. Moderate delay to restore.	In Service
AIR SCRUB BLDG 3-SCRUB CHEMICAL RECIRC PUMP 2-2	Moderate Disruption. Portion of Operations lost. Moderate delay to restore.	In Service
AIR SCRUB BLDG 3-SCRUB CHEMICAL RECIRC PUMP 3-1	Moderate Disruption. Portion of Operations lost. Moderate delay to restore.	In Service
AIR SCRUB BLDG 3-SCRUB CHEMICAL RECIRC PUMP 3-2	Moderate Disruption. Portion of Operations lost. Moderate delay to restore.	In Service
AIR SCRUB BLDG 3-EXHAUST FAN 1	Moderate Disruption. Portion of Operations lost. Moderate delay to restore.	In Service
AIR SCRUB BLDG 3-LIGHTING	Hazard - Potential Safety, Health or Environment Issue. Failure without warning.	In Service
AIR SCRUB BLDG 3-LIGHTING PANEL LP	Hazard - Potential Safety, Health or Environment Issue. Failure without warning.	In Service
AIR SCRUB BLDG 3-MOTOR CONTROL CENTER	Hazard - Potential Safety, Health or Environment Issue. Failure without warning.	In Service
AIR SCRUB BLDG 3-CHEMICAL AREA EYE WASH/SHOWER	Hazard - Potential Safety, Health or Environment Issue. Failure without warning.	In Service
AIR SCRUB BLDG 3-CAUSTIC SODA EYE WASH/SHOWER	Hazard - Potential Safety, Health or Environment Issue. Failure without warning.	In Service
AIR SCRUBBER BLDG 3 - FIRE ALARM PANEL		In Service
O2 FACILITY 1-AIR SUPPLY FAN SYSTEM	Hazard - Potential Safety, Health or Environment Issue. Failure without warning.	In Service
O2 FACILITY 1-LIGHTING	Hazard - Potential Safety, Health or Environment Issue. Failure without warning.	In Service
O2 FACILITY 1-SWITCHGEAR 4160 VOLTS	Hazard - Potential Safety, Health or Environment Issue. Failure without warning.	In Service
O2 FACILITY 1-MOTOR CONTROL CENTER 1	Hazard - Potential Safety, Health or Environment Issue. Failure without warning.	In Service
O2 FACILITY 1-MOTOR CONTROL CENTER 2	Hazard - Potential Safety, Health or Environment Issue. Failure without warning.	In Service
O2 FACILITY 1-POWER & LIGHTING PANEL HA	Hazard - Potential Safety, Health or Environment Issue. Failure without warning.	In Service
O2 FACILITY 1- BRIDGE CRANE	Hazard - Potential Safety, Health or Environment Issue. Failure without warning.	In Service
OXYGEN PRODUCTION FACILITY 1 EMERGENCY POWER UPS		In Service
O2 FACILITY 1-COOLING TOWER CHEMICAL EYE WASH	Hazard - Potential Safety, Health or Environment Issue. Failure without warning.	In Service
O2 FACILITY 1-FIRE ALARM PANEL	Hazard - Potential Safety, Health or Environment Issue. Failure without warning.	In Service
O2 FACILITY 1-AIR COMPRESSOR 1	Hazard - Potential Safety, Health or Environment Issue. Failure without warning.	In Service
O2 FACILITY 1-AIR COMPRESSOR 2	Hazard - Potential Safety, Health or Environment Issue. Failure without warning.	In Service

O2 FACILITY 1-AIR COMPRESSOR 1	Hazard - Potential Safety, Health or Environment Issue. Failure without warning.	In Service
O2 FACILITY 1-AIR COMPRESSOR 2	Hazard - Potential Safety, Health or Environment Issue. Failure without warning.	In Service
O2 FACILITY 1-AIR COMPRESSOR DSCH HEADER	Hazard - Potential Safety, Health or Environment Issue. Failure without warning.	In Service
O2 FACILITY 1-DRAIN VAPORIZER 1	Hazard - Potential Safety, Health or Environment Issue. Failure without warning.	In Service
O2 FACILITY 1-MOTOR CONTROL CENTER DRIOX	Hazard - Potential Safety, Health or Environment Issue. Failure without warning.	In Service
O2 FACILITY 1-COOLING TOWER 1	Hazard - Potential Safety, Health or Environment Issue. Failure without warning.	In Service
O2 FACILITY 1-COOLING TOWER 2	Hazard - Potential Safety, Health or Environment Issue. Failure without warning.	In Service
O2 FACILITY 1-COOLING WATER RETURN	Hazard - Potential Safety, Health or Environment Issue. Failure without warning.	In Service
O2 FACILITY 1-COOLING WATER SUPPLY	Hazard - Potential Safety, Health or Environment Issue. Failure without warning.	In Service
O2 FACILITY 2-AIR SUPPLY FAN SYSTEM	Hazard - Potential Safety, Health or Environment Issue. Failure without warning.	In Service
O2 FACILITY 2-LIGHTING	Hazard - Potential Safety, Health or Environment Issue. Failure without warning.	In Service
O2 FACILITY 2-SWITCHGEAR 4160 VOLTS	Hazard - Potential Safety, Health or Environment Issue. Failure without warning.	In Service
O2 FACILITY 2-POWER & LIGHTING PANEL HA	Hazard - Potential Safety, Health or Environment Issue. Failure without warning.	In Service
O2 FACILITY 2- BRIDGE CRANE	Hazard - Potential Safety, Health or Environment Issue. Failure without warning.	In Service
OXYGEN PRODUCTION FACILITY 2 EMERGENCY POWER UPS		In Service
O2 FACILITY 2-COOLING TOWER CHEMICAL EYE WASH	Hazard - Potential Safety, Health or Environment Issue. Failure without warning.	In Service
O2 FACILITY 2-FIRE ALRM PANEL	Hazard - Potential Safety, Health or Environment Issue. Failure without warning.	In Service
O2 FACILITY 2-AIR COMPRESSOR 3	Hazard - Potential Safety, Health or Environment Issue. Failure without warning.	In Service
O2 FACILITY 2-AIR COMPRESSOR 3	Hazard - Potential Safety, Health or Environment Issue. Failure without warning.	In Service
O2 FACILITY 2-INSTRUMENT AIR PACKAGE	Hazard - Potential Safety, Health or Environment Issue. Failure without warning.	In Service
O2 FACILITY 2-AIR COMPRESSOR 3	Hazard - Potential Safety, Health or Environment Issue. Failure without warning.	In Service
O2 FACILITY 2-COOLING TOWER 3	Hazard - Potential Safety, Health or Environment Issue. Failure without warning.	In Service
O2 FACILITY 2-COOLING TOWER 4	Hazard - Potential Safety, Health or Environment Issue. Failure without warning.	In Service
O2 STORAGE FACILITY-OXYGEN STORAGE	Hazard - Potential Safety, Health or Environment Issue. Failure without warning.	In Service
O2 TRAIN 1-OXYGENATION TRAIN 1	High Disruption. Operations in critical area lost. Significant Delay to restore.	In Service
O2 TRAIN 1-CARBON DIOXIDE BLOWER 1 SYSTEM	Hazard - Potential Safety, Health or Environment Issue. Failure without warning.	In Service
O2 TRAIN 1-PURGE BLOWER 1	Hazard - Potential Safety, Health or Environment Issue. Failure without warning.	In Service
O2 TRAIN 1-SCUM RETURN	High Disruption. Operations in critical area lost. Significant Delay to restore.	In Service
O2 TRAIN 1-OXYGEN FLOW	High Disruption. Operations in critical area lost. Significant Delay to restore.	In Service

O2 TRAIN 1-OXYGENATION TRAIN 1 MIXER 11	High Disruption. Operations in critical area lost. Significant Delay to restore.	In Service
O2 TRAIN 1-OXYGENATION TRAIN 1 MIXER 12	High Disruption. Operations in critical area lost. Significant Delay to restore.	In Service
O2 TRAIN 1-OXYGENATION TRAIN 1 MIXER 21	High Disruption. Operations in critical area lost. Significant Delay to restore.	In Service
O2 TRAIN 1-OXYGENATION TRAIN 1 MIXER 22	High Disruption. Operations in critical area lost. Significant Delay to restore.	In Service
O2 TRAIN 1-OXYGENATION TRAIN 1 MIXER 31	High Disruption. Operations in critical area lost. Significant Delay to restore.	In Service
O2 TRAIN 1-OXYGENATION TRAIN 1 MIXER 32	High Disruption. Operations in critical area lost. Significant Delay to restore.	In Service
O2 TRAIN 1-OXYGENATION TRAIN 1 MIXER 41	High Disruption. Operations in critical area lost. Significant Delay to restore.	In Service
O2 TRAIN 1-OXYGENATION TRAIN 1 MIXER 42	High Disruption. Operations in critical area lost. Significant Delay to restore.	In Service
O2 TRAIN 1-OXYGENATION TRAIN 1 MIXER 51	High Disruption. Operations in critical area lost. Significant Delay to restore.	In Service
O2 TRAIN 1-OXYGENATION TRAIN 1 MIXER 52	High Disruption. Operations in critical area lost. Significant Delay to restore.	In Service
O2 TRAIN 1-OXYGENATION TRAIN 1 MIXER 61	High Disruption. Operations in critical area lost. Significant Delay to restore.	In Service
O2 TRAIN 1-OXYGENATION TRAIN 1 MIXER 62	High Disruption. Operations in critical area lost. Significant Delay to restore.	In Service
O2 TRAIN 1-PRESSURE RELIEF	High Disruption. Operations in critical area lost. Significant Delay to restore.	In Service
O2 TRAIN 1-RETURN SLUDGE	High Disruption. Operations in critical area lost. Significant Delay to restore.	In Service
O2 TRAIN 1-OXYGENATION TRAIN 1	Hazard - Potential Safety, Health or Environment Issue. Failure without warning.	In Service
OXYGENATION TRAIN 1 DEFOAMING SPRAYER SYSTEM		In Service
O2 TRAIN 1-OXYGENATION TRAIN 1 LEL	Hazard - Potential Safety, Health or Environment Issue. Failure without warning.	In Service
O2 TRAIN 2-OXYGENATION TRAIN 2	High Disruption. Operations in critical area lost. Significant Delay to restore.	In Service
O2 TRAIN 2-CARBON DIOXIDE BLOWER 2 SYSTEM	Hazard - Potential Safety, Health or Environment Issue. Failure without warning.	In Service
O2 TRAIN 2-PURGE BLOWER 2	Hazard - Potential Safety, Health or Environment Issue. Failure without warning.	In Service
O2 TRAIN 2-OXYGEN FLOW	High Disruption. Operations in critical area lost. Significant Delay to restore.	In Service
O2 TRAIN 2-OXYGENATION TRAIN 2 MIXER 11	High Disruption. Operations in critical area lost. Significant Delay to restore.	In Service
O2 TRAIN 2-OXYGENATION TRAIN 2 MIXER 12	High Disruption. Operations in critical area lost. Significant Delay to restore.	In Service
O2 TRAIN 2-OXYGENATION TRAIN 2 MIXER 21	High Disruption. Operations in critical area lost. Significant Delay to restore.	In Service
O2 TRAIN 2-OXYGENATION TRAIN 2 MIXER 22	High Disruption. Operations in critical area lost. Significant Delay to restore.	In Service
O2 TRAIN 2-OXYGENATION TRAIN 2 MIXER 31	High Disruption. Operations in critical area lost. Significant Delay to restore.	In Service
O2 TRAIN 2-OXYGENATION TRAIN 2 MIXER 32	High Disruption. Operations in critical area lost. Significant Delay to restore.	In Service
O2 TRAIN 2-OXYGENATION TRAIN 2 MIXER 41	High Disruption. Operations in critical area lost. Significant Delay to restore.	In Service
O2 TRAIN 2-OXYGENATION TRAIN 2 MIXER 42	High Disruption. Operations in critical area lost. Significant Delay to restore.	In Service

O2 TRAIN 2-OXYGENATION TRAIN 2 MIXER 51	High Disruption. Operations in critical area lost. Significant Delay to restore.	In Service
O2 TRAIN 2-OXYGENATION TRAIN 2 MIXER 52	High Disruption. Operations in critical area lost. Significant Delay to restore.	In Service
O2 TRAIN 2-OXYGENATION TRAIN 2 MIXER 61	High Disruption. Operations in critical area lost. Significant Delay to restore.	In Service
O2 TRAIN 2-OXYGENATION TRAIN 2 MIXER 62	High Disruption. Operations in critical area lost. Significant Delay to restore.	In Service
O2 TRAIN 2-PRESSURE RELIEF	High Disruption. Operations in critical area lost. Significant Delay to restore.	In Service
O2 TRAIN 2-RETURN SLUDGE	High Disruption. Operations in critical area lost. Significant Delay to restore.	In Service
O2 TRAIN 2-OXYGENATION TRAIN 2	Hazard - Potential Safety, Health or Environment Issue. Failure without warning.	In Service
OXYGENATION TRAIN 2 DEFOAMING SPRAYER SYSTEM		In Service
O2 TRAIN 2-DIFFUSION BLOWERS	High Disruption. Operations in critical area lost. Significant Delay to restore.	In Service
O2 TRAIN 2-DIFFUSER BLOWER 1	High Disruption. Operations in critical area lost. Significant Delay to restore.	In Service
O2 TRAIN 2-DIFFUSER BLOWER 2	High Disruption. Operations in critical area lost. Significant Delay to restore.	In Service
O2 TRAIN 2-OXYGENATION TRAIN 2 LEL	Hazard - Potential Safety, Health or Environment Issue. Failure without warning.	In Service
O2 TRAIN 3-OXYGENATION TRAIN 3	High Disruption. Operations in critical area lost. Significant Delay to restore.	In Service
O2 TRAIN 3-CARBON DIOXIDE BLOWER 3 SYSTEM	Hazard - Potential Safety, Health or Environment Issue. Failure without warning.	In Service
O2 TRAIN 3-PURGE BLOWER 3	Hazard - Potential Safety, Health or Environment Issue. Failure without warning.	In Service
O2 TRAIN 3-SCUM RETURN	High Disruption. Operations in critical area lost. Significant Delay to restore.	In Service
O2 TRAIN 3-OXYGEN FLOW	High Disruption. Operations in critical area lost. Significant Delay to restore.	In Service
O2 TRAIN 3-OXYGENATION TRAIN 3 MIXER 11	High Disruption. Operations in critical area lost. Significant Delay to restore.	In Service
O2 TRAIN 3-OXYGENATION TRAIN 3 MIXER 12	High Disruption. Operations in critical area lost. Significant Delay to restore.	In Service
O2 TRAIN 3-OXYGENATION TRAIN 3 MIXER 21	High Disruption. Operations in critical area lost. Significant Delay to restore.	In Service
O2 TRAIN 3-OXYGENATION TRAIN 3 MIXER 22	High Disruption. Operations in critical area lost. Significant Delay to restore.	In Service
O2 TRAIN 3-OXYGENATION TRAIN 3 MIXER 31	High Disruption. Operations in critical area lost. Significant Delay to restore.	In Service
O2 TRAIN 3-OXYGENATION TRAIN 3 MIXER 32	High Disruption. Operations in critical area lost. Significant Delay to restore.	In Service
O2 TRAIN 3-OXYGENATION TRAIN 3 MIXER 41	High Disruption. Operations in critical area lost. Significant Delay to restore.	In Service
O2 TRAIN 3-OXYGENATION TRAIN 3 MIXER 42	High Disruption. Operations in critical area lost. Significant Delay to restore.	In Service
O2 TRAIN 3-OXYGENATION TRAIN 3 MIXER 51	High Disruption. Operations in critical area lost. Significant Delay to restore.	In Service
O2 TRAIN 3-OXYGENATION TRAIN 3 MIXER 52	High Disruption. Operations in critical area lost. Significant Delay to restore.	In Service
O2 TRAIN 3-OXYGENATION TRAIN 3 MIXER 61	High Disruption. Operations in critical area lost. Significant Delay to restore.	In Service
O2 TRAIN 3-OXYGENATION TRAIN 3 MIXER 62	High Disruption. Operations in critical area lost. Significant Delay to restore.	In Service

O2 TRAIN 3-PRESSURE RELIEF	High Disruption. Operations in critical area lost. Significant Delay to restore.	In Service
O2 TRAIN 3-RETURN SLUDGE	High Disruption. Operations in critical area lost. Significant Delay to restore.	In Service
O2 TRAIN 3-OXYGENATION TRAIN 3	Hazard - Potential Safety, Health or Environment Issue. Failure without warning.	In Service
OXYGENATION TRAIN 3 DEFOAMING SPRAYER SYSTEM		In Service
O2 TRAIN 3-OXYGENATION TRAIN 3 LEL	Hazard - Potential Safety, Health or Environment Issue. Failure without warning.	In Service
O2 TRAIN 4-OXYGENATION TRAIN 4	High Disruption. Operations in critical area lost. Significant Delay to restore.	In Service
O2 TRAIN 4-CARBON DIOXIDE BLOWER 4 SYSTEM	Hazard - Potential Safety, Health or Environment Issue. Failure without warning.	In Service
O2 TRAIN 4-PURGE BLOWER 4	Hazard - Potential Safety, Health or Environment Issue. Failure without warning.	In Service
O2 TRAIN 4-OXYGEN FLOW	High Disruption. Operations in critical area lost. Significant Delay to restore.	In Service
O2 TRAIN 4-OXYGENATION TRAIN 4 MIXER 11	High Disruption. Operations in critical area lost. Significant Delay to restore.	In Service
O2 TRAIN 4-OXYGENATION TRAIN 4 MIXER 12	High Disruption. Operations in critical area lost. Significant Delay to restore.	In Service
O2 TRAIN 4-OXYGENATION TRAIN 4 MIXER 21	High Disruption. Operations in critical area lost. Significant Delay to restore.	In Service
O2 TRAIN 4-OXYGENATION TRAIN 4 MIXER 22	High Disruption. Operations in critical area lost. Significant Delay to restore.	In Service
O2 TRAIN 4-OXYGENATION TRAIN 4 MIXER 31	High Disruption. Operations in critical area lost. Significant Delay to restore.	In Service
O2 TRAIN 4-OXYGENATION TRAIN 4 MIXER 32	High Disruption. Operations in critical area lost. Significant Delay to restore.	In Service
O2 TRAIN 4-OXYGENATION TRAIN 4 MIXER 41	High Disruption. Operations in critical area lost. Significant Delay to restore.	In Service
O2 TRAIN 4-OXYGENATION TRAIN 4 MIXER 42	High Disruption. Operations in critical area lost. Significant Delay to restore.	In Service
O2 TRAIN 4-OXYGENATION TRAIN 4 MIXER 51	High Disruption. Operations in critical area lost. Significant Delay to restore.	In Service
O2 TRAIN 4-OXYGENATION TRAIN 4 MIXER 52	High Disruption. Operations in critical area lost. Significant Delay to restore.	In Service
O2 TRAIN 4-OXYGENATION TRAIN 4 MIXER 61	High Disruption. Operations in critical area lost. Significant Delay to restore.	In Service
O2 TRAIN 4-OXYGENATION TRAIN 4 MIXER 62	High Disruption. Operations in critical area lost. Significant Delay to restore.	In Service
O2 TRAIN 4-PRESSURE RELIEF	High Disruption. Operations in critical area lost. Significant Delay to restore.	In Service
O2 TRAIN 4-RETURN SLUDGE	High Disruption. Operations in critical area lost. Significant Delay to restore.	In Service
O2 TRAIN 4-OXYGENATION TRAIN 4	Hazard - Potential Safety, Health or Environment Issue. Failure without warning.	In Service
OXYGENATION TRAIN 4 DEFOAMING SPRAYER SYSTEM		In Service
O2 TRAIN 4-DIFFUSER BLOWER	High Disruption. Operations in critical area lost. Significant Delay to restore.	In Service
O2 TRAIN 4-DIFFUSER BLOWER 3	High Disruption. Operations in critical area lost. Significant Delay to restore.	In Service
O2 TRAIN 4-DIFFUSER BLOWER 4	High Disruption. Operations in critical area lost. Significant Delay to restore.	In Service
O2 TRAIN 4-OXYGENATION TRAIN 4 LEL	Hazard - Potential Safety, Health or Environment Issue. Failure without warning.	In Service

O2 TRAIN 5-OXYGENATION TRAIN 5	High Disruption. Operations in critical area lost. Significant Delay to restore.	In Service
O2 TRAIN 5-PURGE BLOWER 5	Hazard - Potential Safety, Health or Environment Issue. Failure without warning.	In Service
O2 TRAIN 5-OXYGEN FLOW	High Disruption. Operations in critical area lost. Significant Delay to restore.	In Service
O2 TRAIN 5-OXYGENATION TRAIN 5 MIXER 11	High Disruption. Operations in critical area lost. Significant Delay to restore.	In Service
O2 TRAIN 5-OXYGENATION TRAIN 5 MIXER 12	High Disruption. Operations in critical area lost. Significant Delay to restore.	In Service
O2 TRAIN 5-OXYGENATION TRAIN 5 MIXER 21	High Disruption. Operations in critical area lost. Significant Delay to restore.	In Service
O2 TRAIN 5-OXYGENATION TRAIN 5 MIXER 22	High Disruption. Operations in critical area lost. Significant Delay to restore.	In Service
O2 TRAIN 5-OXYGENATION TRAIN 5 MIXER 31	High Disruption. Operations in critical area lost. Significant Delay to restore.	In Service
O2 TRAIN 5-OXYGENATION TRAIN 5 MIXER 32	High Disruption. Operations in critical area lost. Significant Delay to restore.	In Service
O2 TRAIN 5-OXYGENATION TRAIN 5 MIXER 41	High Disruption. Operations in critical area lost. Significant Delay to restore.	In Service
O2 TRAIN 5-OXYGENATION TRAIN 5 MIXER 42	High Disruption. Operations in critical area lost. Significant Delay to restore.	In Service
O2 TRAIN 5-OXYGENATION TRAIN 5 MIXER 51	High Disruption. Operations in critical area lost. Significant Delay to restore.	In Service
O2 TRAIN 5-OXYGENATION TRAIN 5 MIXER 52	High Disruption. Operations in critical area lost. Significant Delay to restore.	In Service
O2 TRAIN 5-OXYGENATION TRAIN 5 MIXER 61	High Disruption. Operations in critical area lost. Significant Delay to restore.	In Service
O2 TRAIN 5-OXYGENATION TRAIN 5 MIXER 62	High Disruption. Operations in critical area lost. Significant Delay to restore.	In Service
O2 TRAIN 5-PRESSURE RELIEF	High Disruption. Operations in critical area lost. Significant Delay to restore.	In Service
O2 TRAIN 5-RETURN SLUDGE	High Disruption. Operations in critical area lost. Significant Delay to restore.	In Service
O2 TRAIN 5-OXYGENATION TRAIN 5	Hazard - Potential Safety, Health or Environment Issue. Failure without warning.	In Service
OXYGENATION TRAIN 5 DEFOAMING SPRAYER SYSTEM		In Service
O2 TRAIN 5-OXYGENATION TRAIN 5 LEL	Hazard - Potential Safety, Health or Environment Issue. Failure without warning.	In Service
O2 TRAIN 6-OXYGENATION TRAIN 6	High Disruption. Operations in critical area lost. Significant Delay to restore.	In Service
O2 TRAIN 6-PURGE BLOWER 6	Hazard - Potential Safety, Health or Environment Issue. Failure without warning.	In Service
O2 TRAIN 6-OXYGEN FLOW	High Disruption. Operations in critical area lost. Significant Delay to restore.	In Service
O2 TRAIN 6-OXYGENATION TRAIN 6 MIXER 11	High Disruption. Operations in critical area lost. Significant Delay to restore.	In Service
O2 TRAIN 6-OXYGENATION TRAIN 6 MIXER 12	High Disruption. Operations in critical area lost. Significant Delay to restore.	In Service
O2 TRAIN 6-OXYGENATION TRAIN 6 MIXER 21	High Disruption. Operations in critical area lost. Significant Delay to restore.	In Service
O2 TRAIN 6-OXYGENATION TRAIN 6 MIXER 22	High Disruption. Operations in critical area lost. Significant Delay to restore.	In Service
O2 TRAIN 6-OXYGENATION TRAIN 6 MIXER 31	High Disruption. Operations in critical area lost. Significant Delay to restore.	In Service
O2 TRAIN 6-OXYGENATION TRAIN 6 MIXER 32	High Disruption. Operations in critical area lost. Significant Delay to restore.	In Service

O2 TRAIN 6-OXYGENATION TRAIN 6 MIXER 41	High Disruption. Operations in critical area lost. Significant Delay to restore.	In Service
O2 TRAIN 6-OXYGENATION TRAIN 6 MIXER 42	High Disruption. Operations in critical area lost. Significant Delay to restore.	In Service
O2 TRAIN 6-OXYGENATION TRAIN 6 MIXER 51	High Disruption. Operations in critical area lost. Significant Delay to restore.	In Service
O2 TRAIN 6-OXYGENATION TRAIN 6 MIXER 52	High Disruption. Operations in critical area lost. Significant Delay to restore.	In Service
O2 TRAIN 6-OXYGENATION TRAIN 6 MIXER 61	High Disruption. Operations in critical area lost. Significant Delay to restore.	In Service
O2 TRAIN 6-OXYGENATION TRAIN 6 MIXER 62	High Disruption. Operations in critical area lost. Significant Delay to restore.	In Service
O2 TRAIN 6-PRESSURE RELIEF	High Disruption. Operations in critical area lost. Significant Delay to restore.	In Service
O2 TRAIN 6-RETURN SLUDGE	High Disruption. Operations in critical area lost. Significant Delay to restore.	In Service
O2 TRAIN 6-OXYGENATION TRAIN 6	Hazard - Potential Safety, Health or Environment Issue. Failure without warning.	In Service
OXYGENATION TRAIN 6 DEFOAMING SPRAYER SYSTEM		In Service
O2 TRAIN 6-DIFFUSER BLOWER	High Disruption. Operations in critical area lost. Significant Delay to restore.	In Service
O2 TRAIN 6-DIFFUSER BLOWER 1	High Disruption. Operations in critical area lost. Significant Delay to restore.	In Service
O2 TRAIN 6-DIFFUSER BLOWER 2	High Disruption. Operations in critical area lost. Significant Delay to restore.	In Service
O2 TRAIN 6-OXYGENATION TRAIN 6 LEL	Hazard - Potential Safety, Health or Environment Issue. Failure without warning.	In Service
O2 TRAIN 7-OXYGENATION TRAIN 7	High Disruption. Operations in critical area lost. Significant Delay to restore.	In Service
O2 TRAIN 7-PURGE BLOWER SYSTEM	Hazard - Potential Safety, Health or Environment Issue. Failure without warning.	In Service
O2 TRAIN 7-OXYGEN FLOW SYSTEM	High Disruption. Operations in critical area lost. Significant Delay to restore.	In Service
O2 TRAIN 7-OXYGENATION TRAIN 7 MIXER 11	High Disruption. Operations in critical area lost. Significant Delay to restore.	In Service
O2 TRAIN 7-OXYGENATION TRAIN 7 MIXER 12	High Disruption. Operations in critical area lost. Significant Delay to restore.	In Service
O2 TRAIN 7-OXYGENATION TRAIN 7 MIXER 21	High Disruption. Operations in critical area lost. Significant Delay to restore.	In Service
O2 TRAIN 7-OXYGENATION TRAIN 7 MIXER 22	High Disruption. Operations in critical area lost. Significant Delay to restore.	In Service
O2 TRAIN 7-OXYGENATION TRAIN 7 MIXER 31	High Disruption. Operations in critical area lost. Significant Delay to restore.	In Service
O2 TRAIN 7-OXYGENATION TRAIN 7 MIXER 32	High Disruption. Operations in critical area lost. Significant Delay to restore.	In Service
O2 TRAIN 7-OXYGENATION TRAIN 7 MIXER 41	High Disruption. Operations in critical area lost. Significant Delay to restore.	In Service
O2 TRAIN 7-OXYGENATION TRAIN 7 MIXER 42	High Disruption. Operations in critical area lost. Significant Delay to restore.	In Service
O2 TRAIN 7-OXYGENATION TRAIN 7 MIXER 51	High Disruption. Operations in critical area lost. Significant Delay to restore.	In Service
O2 TRAIN 7-OXYGENATION TRAIN 7 MIXER 52	High Disruption. Operations in critical area lost. Significant Delay to restore.	In Service
O2 TRAIN 7-OXYGENATION TRAIN 7 MIXER 61	High Disruption. Operations in critical area lost. Significant Delay to restore.	In Service
O2 TRAIN 7-OXYGENATION TRAIN 7 MIXER 62	High Disruption. Operations in critical area lost. Significant Delay to restore.	In Service



O2 TRAIN 7-PRESSURE RELIEF SYSTEM	High Disruption. Operations in critical area lost. Significant Delay to restore.	In Service
O2 TRAIN 7-RETURN SLUDGE SYSTEM	High Disruption. Operations in critical area lost. Significant Delay to restore.	In Service
O2TRAIN 7-OXYGENATION TRAIN 7	Hazard - Potential Safety, Health or Enviroment Issue. Failure without warning.	In Service
OXYGENATION TRAIN 7 DEFOAMING SPRAYER SYSTEM		In Service
O2 TRAIN 7-DIFFUSER BLOWER SYSTEM	High Disruption. Operations in critical area lost. Significant Delay to restore.	In Service
O2 TRAIN 7-DIFFUSER BLOWER3	High Disruption. Operations in critical area lost. Significant Delay to restore.	In Service
O2 TRAIN 7-DIFFUSER BLOWER 4	High Disruption. Operations in critical area lost. Significant Delay to restore.	In Service
O2 TRAIN 7-L.E.L. SYSTEM	Hazard - Potential Safety, Health or Enviroment Issue. Failure without warning.	In Service
CLARIFIER 1-SECONDARY CLARIFIER 1 JUNCTION BOX SYSTEM	High Disruption. Operations in critical area lost. Significant Delay to restore.	In Service
CLARIFIER 1-SECONDARY CLARIFIER 1	High Disruption. Operations in critical area lost. Significant Delay to restore.	In Service
CLARIFIER 1-SECONDARY CLARIFIER 1 NON-POTABLE WATER SYSTEM	High Disruption. Operations in critical area lost. Significant Delay to restore.	In Service
CLARIFIER 2-SECONDARY CLARIFIER 2 JUNCTION BOX SYSTEM	High Disruption. Operations in critical area lost. Significant Delay to restore.	In Service
CLARIFIER 2-SECONDARY CLARIFIER 2	High Disruption. Operations in critical area lost. Significant Delay to restore.	In Service
CLARIFIER 2-SECONDARY CLARIFIER 2 NON-POTABLE WATER SYSTEM	High Disruption. Operations in critical area lost. Significant Delay to restore.	In Service
CLARIFIER 3-SECONDARY CLARIFIER 3 JUNCTION BOX SYSTEM	High Disruption. Operations in critical area lost. Significant Delay to restore.	In Service
CLARIFIER 3-SECONDARY CLARIFIER 3	High Disruption. Operations in critical area lost. Significant Delay to restore.	In Service
CLARIFIER 3-SECONDARY CLARIFIER 3 NON-POTABLE WATER SYSTEM	High Disruption. Operations in critical area lost. Significant Delay to restore.	In Service
CLARIFIER 4-SECONDARY CLARIFIER 4 JUNCTION BOX SYSTEM	High Disruption. Operations in critical area lost. Significant Delay to restore.	In Service
CLARIFIER 4-SECONDARY CLARIFIER 4	High Disruption. Operations in critical area lost. Significant Delay to restore.	In Service
CLARIFIER 4-SECONDARY CLARIFIER 4 NON-POTABLE WATER SYSTEM	High Disruption. Operations in critical area lost. Significant Delay to restore.	In Service
CLARIFIER 5-SECONDARY CLARIFIER 5 JUNCTION BOX SYSTEM	High Disruption. Operations in critical area lost. Significant Delay to restore.	In Service
CLARIFIER 5-SECONDARY CLARIFIER 5	High Disruption. Operations in critical area lost. Significant Delay to restore.	In Service
CLARIFIER 5-SECONDARY CLARIFIER 5 NON-POTABLE WATER SYSTEM	High Disruption. Operations in critical area lost. Significant Delay to restore.	In Service
CLARIFIER 6-SECONDARY CLARIFIER 6 JUNCTION BOX SYSTEM	High Disruption. Operations in critical area lost. Significant Delay to restore.	In Service
CLARIFIER 6-SECONDARY CLARIFIER 6	High Disruption. Operations in critical area lost. Significant Delay to restore.	In Service
CLARIFIER 6-SECONDARY CLARIFIER 6 NON-POTABLE WATER SYSTEM	High Disruption. Operations in critical area lost. Significant Delay to restore.	In Service
CLARIFIER 7-SECONDARY CLARIFIER 7 JUNCTION BOX SYSTEM	High Disruption. Operations in critical area lost. Significant Delay to restore.	In Service
CLARIFIER 7-SECONDARY CLARIFIER 7	High Disruption. Operations in critical area lost. Significant Delay to restore.	In Service
CLARIFIER 7-SECONDARY CLARIFIER 7 NON-POTABLE WATER SYSTEM	High Disruption. Operations in critical area lost. Significant Delay to restore.	In Service

CLARIFIER 8-SECONDARY CLARIFIER 8 JUNCTION BOX SYSTEM	High Disruption. Operations in critical area lost. Significant Delay to restore.	In Service
CLARIFIER 8-SECONDARY CLARIFIER 8	High Disruption. Operations in critical area lost. Significant Delay to restore.	In Service
CLARIFIER 8-SECONDARY CLARIFIER 8 NON-POTABLE WATER SYSTEM	High Disruption. Operations in critical area lost. Significant Delay to restore.	In Service
RTN SLDG ST1-SCUM BARSCREEN 1	High Disruption. Operations in critical area lost. Significant Delay to restore.	In Service
RTN SLDG ST1-SCUM BARSCREEN 2	High Disruption. Operations in critical area lost. Significant Delay to restore.	In Service
RTN SLDG ST1-SUMP PUMP 1	High Disruption. Operations in critical area lost. Significant Delay to restore.	In Service
RTN SLDG ST1-SUMP PUMP 2	High Disruption. Operations in critical area lost. Significant Delay to restore.	In Service
RTN SLDG ST1-SUMP PUMP 3	High Disruption. Operations in critical area lost. Significant Delay to restore.	In Service
RTN SLDG ST1-SUMP PUMP 4	High Disruption. Operations in critical area lost. Significant Delay to restore.	In Service
RTN SLDG ST1-DEWATERING INLET MANIFOLD	High Disruption. Operations in critical area lost. Significant Delay to restore.	In Service
RTN SLDG ST1-DEWATERING PUMP 1	High Disruption. Operations in critical area lost. Significant Delay to restore.	In Service
RTN SLDG ST1-DEWATERING PUMP 12	High Disruption. Operations in critical area lost. Significant Delay to restore.	In Service
RTN SLDG ST1-DEWATERING PUMP 2	High Disruption. Operations in critical area lost. Significant Delay to restore.	In Service
RTN SLDG ST1-SCUM PUMP	High Disruption. Operations in critical area lost. Significant Delay to restore.	In Service
RTN SLDG ST1-EXHAUST FAN EAST	High Disruption. Operations in critical area lost. Significant Delay to restore.	In Service
RTN SLDG ST1-EXHAUST FAN WEST	High Disruption. Operations in critical area lost. Significant Delay to restore.	In Service
RTN SLDG ST1-CLARIFIER 1 INSTRUMENTATION SYSTEM	High Disruption. Operations in critical area lost. Significant Delay to restore.	In Service
RTN SLDG ST1-CLARIFIER 2 INSTRUMENTATION SYSTEM	High Disruption. Operations in critical area lost. Significant Delay to restore.	In Service
RTN SLDG ST1-CLARIFIER 3 INSTRUMENTATION SYSTEM	High Disruption. Operations in critical area lost. Significant Delay to restore.	In Service
RTN SLDG ST1-CLARIFIER 4 INSTRUMENTATION SYSTEM	High Disruption. Operations in critical area lost. Significant Delay to restore.	In Service
RTN SLDG ST1-RETURN SLUDGE MANIFOLD	High Disruption. Operations in critical area lost. Significant Delay to restore.	In Service
RTN SLDG ST1-RETURN SLUDGE PUMP 1	High Disruption. Operations in critical area lost. Significant Delay to restore.	In Service
RTN SLDG ST1-RETURN SLUDGE PUMP 2	High Disruption. Operations in critical area lost. Significant Delay to restore.	In Service
RTN SLDG ST1-RETURN SLUDGE PUMP 3	High Disruption. Operations in critical area lost. Significant Delay to restore.	In Service
RTN SLDG ST1-RETURN SLUDGE PUMP 4	High Disruption. Operations in critical area lost. Significant Delay to restore.	In Service
RTN SLDG ST1-RETURN SLUDGE PUMP 5	High Disruption. Operations in critical area lost. Significant Delay to restore.	In Service
RTN SLDG ST1-RETURN SLUDGE PUMP 6	High Disruption. Operations in critical area lost. Significant Delay to restore.	In Service
RTN SLDG ST1-RETURN SLUDGE PUMP 7	High Disruption. Operations in critical area lost. Significant Delay to restore.	In Service
RTN SLDG ST1-RETURN SLUDGE PUMP 8	High Disruption. Operations in critical area lost. Significant Delay to restore.	In Service

RTN SLDG ST1-SLUDGE INLET MANIFOLD EAST	High Disruption. Operations in critical area lost. Significant Delay to restore.	In Service
RTN SLDG ST1-SLUDGE INLET MANIFOLD WEST	High Disruption. Operations in critical area lost. Significant Delay to restore.	In Service
RTN SLDG ST1-SCUM PUMP 1	High Disruption. Operations in critical area lost. Significant Delay to restore.	In Service
RTN SLDG ST1-SCUM PUMP 2	High Disruption. Operations in critical area lost. Significant Delay to restore.	In Service
RTN SLDG ST1-SCUM PUMP 3	High Disruption. Operations in critical area lost. Significant Delay to restore.	In Service
RTN SLDG ST1-SCUM PUMP 4	High Disruption. Operations in critical area lost. Significant Delay to restore.	In Service
RTN SLDG ST1-WASTE SLUDGE MANIFOLD	High Disruption. Operations in critical area lost. Significant Delay to restore.	In Service
RTN SLDG ST1-SEAL WATER PUMP 1	High Disruption. Operations in critical area lost. Significant Delay to restore.	In Service
RTN SLDG ST1-SEAL WATER PUMP 2	High Disruption. Operations in critical area lost. Significant Delay to restore.	In Service
RTN SLDG ST1-SEAL WATER SYSTEM	High Disruption. Operations in critical area lost. Significant Delay to restore.	In Service
RTN SLDG ST1-MOTOR CONTROL CENTER A	Hazard - Potential Safety, Health or Environment Issue. Failure without warning.	In Service
RTN SLDG ST1-MOTOR CONTROL CENTER B	Hazard - Potential Safety, Health or Environment Issue. Failure without warning.	In Service
RTN SLDG ST1-UPPER LEVEL HOIST	High Disruption. Operations in critical area lost. Significant Delay to restore.	In Service
RETURN SLUDGE BUILDING 1 - FIRE ALARM PANEL		In Service
RTN SLDG ST2-SCUM BARSCREEN 1	High Disruption. Operations in critical area lost. Significant Delay to restore.	In Service
RTN SLDG ST2-SCUM BARSCREEN 2	High Disruption. Operations in critical area lost. Significant Delay to restore.	In Service
RTN SLDG ST2-SUMP PUMP 1-A	High Disruption. Operations in critical area lost. Significant Delay to restore.	In Service
RTN SLDG ST2-SUMP PUMP 1-B	High Disruption. Operations in critical area lost. Significant Delay to restore.	In Service
RTN SLDG ST2-SUMP PUMP 2-A	High Disruption. Operations in critical area lost. Significant Delay to restore.	In Service
RTN SLDG ST2-SUMP PUMP 2-B	High Disruption. Operations in critical area lost. Significant Delay to restore.	In Service
RTN SLDG ST2-RETURN SLUDGE PUMP 1/2	High Disruption. Operations in critical area lost. Significant Delay to restore.	In Service
RTN SLDG ST2-RETURN SLUDGE PUMP 3	High Disruption. Operations in critical area lost. Significant Delay to restore.	In Service
RTN SLDG ST2-RETURN SLUDGE PUMP 4/5	High Disruption. Operations in critical area lost. Significant Delay to restore.	In Service
RTN SLDG ST2-EXHAUST FAN 1	High Disruption. Operations in critical area lost. Significant Delay to restore.	In Service
RTN SLDG ST2-EXHAUST FAN 2	High Disruption. Operations in critical area lost. Significant Delay to restore.	In Service
RTN SLDG ST2-SUPPLY FAN 1	High Disruption. Operations in critical area lost. Significant Delay to restore.	In Service
RTN SLDG ST2-SUPPLY FAN 2	High Disruption. Operations in critical area lost. Significant Delay to restore.	In Service
RTN SLDG ST2-CLARIFIER 5-6	High Disruption. Operations in critical area lost. Significant Delay to restore.	In Service
RTN SLDG ST2-CLARIFIER 7	High Disruption. Operations in critical area lost. Significant Delay to restore.	In Service

RTN SLDG ST2-CLARIFIER 7-8	High Disruption. Operations in critical area lost. Significant Delay to restore.	In Service
RTN SLDG ST2-CLARIFIER 8	High Disruption. Operations in critical area lost. Significant Delay to restore.	In Service
RTN SLDG ST2-DISCHARGE MANIFOLD CLAF.7	High Disruption. Operations in critical area lost. Significant Delay to restore.	In Service
RTN SLDG ST2-DISCHARGE MANIFOLD CLAF.8	High Disruption. Operations in critical area lost. Significant Delay to restore.	In Service
RTN SLDG ST2- DISCHARGE PIPE INTERCONNECT	High Disruption. Operations in critical area lost. Significant Delay to restore.	In Service
RTN SLDG ST2-RETURN SLUDGE MANIFOLD	High Disruption. Operations in critical area lost. Significant Delay to restore.	In Service
RTN SLDG ST2-RETURN SLUDGE PUMP 1	High Disruption. Operations in critical area lost. Significant Delay to restore.	In Service
RTN SLDG ST2-RETURN SLUDGE PUMP 2	High Disruption. Operations in critical area lost. Significant Delay to restore.	In Service
RTN SLDG ST2-RETURN SLUDGE PUMP 3	High Disruption. Operations in critical area lost. Significant Delay to restore.	In Service
RTN SLDG ST2-RETURN SLUDGE PUMP 4	High Disruption. Operations in critical area lost. Significant Delay to restore.	In Service
RTN SLDG ST2-RETURN SLUDGE PUMP 5	High Disruption. Operations in critical area lost. Significant Delay to restore.	In Service
RTN SLDG ST2-RETURN SLUDGE PUMP 06	High Disruption. Operations in critical area lost. Significant Delay to restore.	In Service
RTN SLDG ST2-RETURN SLUDGE PUMP 07	High Disruption. Operations in critical area lost. Significant Delay to restore.	In Service
RTN SLDG ST2-RETURN SLUDGE PUMP 08	High Disruption. Operations in critical area lost. Significant Delay to restore.	In Service
RTN SLDG ST2-RETURN SLUDGE PUMP 09	High Disruption. Operations in critical area lost. Significant Delay to restore.	In Service
RTN SLDG ST2-RETURN SLUDGE PUMP 10	High Disruption. Operations in critical area lost. Significant Delay to restore.	In Service
RTN SLDG ST2-SLUDGE INLET MANIFOLD EAST	High Disruption. Operations in critical area lost. Significant Delay to restore.	In Service
RTN SLDGST2-SLDG MANIFOLD INTERCONNECT (SE)	High Disruption. Operations in critical area lost. Significant Delay to restore.	In Service
RTN SLDG ST2-SLUDGE MANIFOLD WEST	High Disruption. Operations in critical area lost. Significant Delay to restore.	In Service
RTN SLDG ST2- SUCTION PIPE INTERCONNECT	High Disruption. Operations in critical area lost. Significant Delay to restore.	In Service
RTN SLDG ST2-SCUM PUMP 1	High Disruption. Operations in critical area lost. Significant Delay to restore.	In Service
RTN SLDG ST2-SCUM PUMP 2	High Disruption. Operations in critical area lost. Significant Delay to restore.	In Service
RTN SLDG ST2-SCUM PUMP 3	High Disruption. Operations in critical area lost. Significant Delay to restore.	In Service
RTN SLDG ST2-SCUM PUMP 4	High Disruption. Operations in critical area lost. Significant Delay to restore.	In Service
RTN SLDG ST2-WASTE SLUDGE MANIFOLD	High Disruption. Operations in critical area lost. Significant Delay to restore.	In Service
RTN SLDG ST2-WASTE SLUDGE MANIFOLD EAST	High Disruption. Operations in critical area lost. Significant Delay to restore.	In Service
RTN SLDG ST2-WASTE SLUDGE MANIFOLD WEST	High Disruption. Operations in critical area lost. Significant Delay to restore.	In Service
RTN SLDG ST2-LIGHTING	Hazard - Potential Safety, Health or Enviroment Issue. Failure without warning.	In Service
RTN SLDG ST2-SEAL WATER PUMP 1	High Disruption. Operations in critical area lost. Significant Delay to restore.	In Service

RTN SLDG ST2-SEAL WATER PUMP 2	High Disruption. Operations in critical area lost. Significant Delay to restore.	In Service
RTN SLDG ST2-SEAL WATER SYSTEM	High Disruption. Operations in critical area lost. Significant Delay to restore.	In Service
RTN SLDG ST2-ANNUNCIATOR ALARM PANEL	Hazard - Potential Safety, Health or Environment Issue. Failure without warning.	In Service
RTN SLDG ST2-MOTOR CONTROL CENTER	Hazard - Potential Safety, Health or Environment Issue. Failure without warning.	In Service
RTN SLDG ST2-STEPDOWN TRANSFORMER	Hazard - Potential Safety, Health or Environment Issue. Failure without warning.	In Service
RTN SLDG ST2- LOWER LEVEL HOIST	High Disruption. Operations in critical area lost. Significant Delay to restore.	In Service
RTN SLDG ST2-UPPER LEVEL HOIST	High Disruption. Operations in critical area lost. Significant Delay to restore.	In Service
RETURN SLUDGE BUILDING 2 - FIRE ALARM PANEL		In Service
RTN SLDG ST3-SCUM BARSCREEN1	High Disruption. Operations in critical area lost. Significant Delay to restore.	In Service
RTN SLDG ST3-SCUM BARSCREEN 2	High Disruption. Operations in critical area lost. Significant Delay to restore.	In Service
RTN SLDG ST3-CLARIFIER 9-10	High Disruption. Operations in critical area lost. Significant Delay to restore.	In Service
RTN SLDG ST3-DISCHARGE MANIFOLD CLAF.10	High Disruption. Operations in critical area lost. Significant Delay to restore.	In Service
RTN SLDG ST3-DISCHARGE MANIFOLD CLAF.9	High Disruption. Operations in critical area lost. Significant Delay to restore.	In Service
RTN SLDG ST2- DISCHARGE PIPE INTERCONNECT	High Disruption. Operations in critical area lost. Significant Delay to restore.	In Service
RTN SLDG ST3-RETURN SLUDGE PUMP 1	High Disruption. Operations in critical area lost. Significant Delay to restore.	In Service
RTN SLDG ST2-RETURN SLUDGE PUMP 2	High Disruption. Operations in critical area lost. Significant Delay to restore.	In Service
RTN SLDG ST2-RETURN SLUDGE PUMP 3	High Disruption. Operations in critical area lost. Significant Delay to restore.	In Service
RTN SLDG ST2-RETURN SLUDGE PUMP 4	High Disruption. Operations in critical area lost. Significant Delay to restore.	In Service
RTN SLDG ST2-RETURN SLUDGE PUMP 5	High Disruption. Operations in critical area lost. Significant Delay to restore.	In Service
RTN SLDG ST2-RETURN SLUDGE PUMP 6	High Disruption. Operations in critical area lost. Significant Delay to restore.	In Service
RTN SLDG ST2-RETURN SLUDGE PUMP 7	High Disruption. Operations in critical area lost. Significant Delay to restore.	In Service
RTN SLDG ST2-RETURN SLUDGE PUMP 8	High Disruption. Operations in critical area lost. Significant Delay to restore.	In Service
RTN SLDG ST2-RETURN SLUDGE PUMP 9	High Disruption. Operations in critical area lost. Significant Delay to restore.	In Service
RTN SLDG ST2-RETURN SLUDGE PUMP 10	High Disruption. Operations in critical area lost. Significant Delay to restore.	In Service
RTN SLDG ST3- SUCTION PIPE INTERCONNECT	High Disruption. Operations in critical area lost. Significant Delay to restore.	In Service
RTN SLDG ST3-SCUM PUMP 1	High Disruption. Operations in critical area lost. Significant Delay to restore.	In Service
RTN SLDG ST3-SCUM PUMP 2	High Disruption. Operations in critical area lost. Significant Delay to restore.	In Service
RTN SLDG ST3-SCUM PUMP 3	High Disruption. Operations in critical area lost. Significant Delay to restore.	In Service
RTN SLDG ST3-SCUM PUMP 4	High Disruption. Operations in critical area lost. Significant Delay to restore.	In Service

RTN SLDG ST3-WASTE SLUDGE MANIFOLD EAST	High Disruption. Operations in critical area lost. Significant Delay to restore.	In Service
RTN SLDG ST3-SEAL WATER PUMP 1	High Disruption. Operations in critical area lost. Significant Delay to restore.	In Service
RTN SLDG ST3-SEAL WATER PUMP 2	High Disruption. Operations in critical area lost. Significant Delay to restore.	In Service
RTN SLDG ST3-SEAL WATER SYSTEM	High Disruption. Operations in critical area lost. Significant Delay to restore.	In Service
RTN SLDG ST3- OVERHEAD HOIST SYSTEM	High Disruption. Operations in critical area lost. Significant Delay to restore.	In Service
RETURN SLUDGE BUILDING 3 - FIRE ALARM PANEL		In Service
CLARIFIER 9-SECONDARY CLARIFIER 9 JUNCTION BOX SYSTEM	High Disruption. Operations in critical area lost. Significant Delay to restore.	In Service
CLARIFIER 9-SECONDARY CLARIFIER 9	High Disruption. Operations in critical area lost. Significant Delay to restore.	In Service
CLARIFIER 9-SECONDARY CLARIFIER 9 NON-POTABLE WATER SYSTEM	High Disruption. Operations in critical area lost. Significant Delay to restore.	In Service
CLARIFIER 9-SECONDARY CLARIFIER 9 CATHODIC PROTECTION	High Disruption. Operations in critical area lost. Significant Delay to restore.	In Service
CLARIFIER 10-SECONDARY CLARIFIER 10 JUNCTION BOX SYSTEM	High Disruption. Operations in critical area lost. Significant Delay to restore.	In Service
CLARIFIER 10-SECONDARY CLARIFIER 10	High Disruption. Operations in critical area lost. Significant Delay to restore.	In Service
CLARIFIER 10-SECONDARY CLARIFIER 10 NON-POTABLE WATER SYSTEM	High Disruption. Operations in critical area lost. Significant Delay to restore.	In Service
CLARIFIER 10-SECONDARY CLARIFIER 10 CATHODIC PROTECTION SYSTEM	High Disruption. Operations in critical area lost. Significant Delay to restore.	In Service
SLDG CONC BLDG-SUMP PUMP 1	High Disruption. Operations in critical area lost. Significant Delay to restore.	In Service
SLDG CONC BLDG-WSTEWTR PUMP LEVEL CONTROLLER EAST	High Disruption. Operations in critical area lost. Significant Delay to restore.	In Service
SLDG CONC BLDG-WSTEWTR PUMP LEVEL CONTROLLER WEST	High Disruption. Operations in critical area lost. Significant Delay to restore.	In Service
SLDG CONC BLDG-SLUDGE PUMP 1 SYSTEM	High Disruption. Operations in critical area lost. Significant Delay to restore.	In Service
SLDG CONC BLDG-SLUDGE PUMP 2 SYSTEM	High Disruption. Operations in critical area lost. Significant Delay to restore.	In Service
SLDG CONC BLDG-SLUDGE PUMP 3 SYSTEM	High Disruption. Operations in critical area lost. Significant Delay to restore.	In Service
SLDG CONC BLDG-SLUDGE PUMP 4 SYSTEM	High Disruption. Operations in critical area lost. Significant Delay to restore.	In Service
SLDG CONC BLDG-SLUDGE PUMP 5 SYSTEM	High Disruption. Operations in critical area lost. Significant Delay to restore.	In Service
SLDG CONC BLDG-SLUDGE PUMP 6 SYSTEM	High Disruption. Operations in critical area lost. Significant Delay to restore.	In Service
SLDG CONC BLDG-SLUDGE TRANSFER MANIFOLD SYSTEM	High Disruption. Operations in critical area lost. Significant Delay to restore.	In Service
SLDG CONC BLDG-WASTEWATER PUMP 1	High Disruption. Operations in critical area lost. Significant Delay to restore.	In Service
SLDG CONC BLDG-WASTEWATER PUMP 2	High Disruption. Operations in critical area lost. Significant Delay to restore.	In Service
SLDG CONC BLDG-WASTEWATER PUMP 3	High Disruption. Operations in critical area lost. Significant Delay to restore.	In Service
SLDG CONC BLDG-WASTEWATER PUMP 4	High Disruption. Operations in critical area lost. Significant Delay to restore.	In Service
SLDG CONC BLDG-WASTEWATER PUMP 5	High Disruption. Operations in critical area lost. Significant Delay to restore.	In Service

SLDG CONC BLDG-WASTEWATER PUMP 6	High Disruption. Operations in critical area lost. Significant Delay to restore.	In Service
SLDG CONC BLDG-LIGHTING	Hazard - Potential Safety, Health or Environment Issue. Failure without warning.	In Service
SLDG CONC BLDG-SEAL WATER PUMP 1	High Disruption. Operations in critical area lost. Significant Delay to restore.	In Service
SLDG CONC BLDG-SEAL WATER PUMP 2	High Disruption. Operations in critical area lost. Significant Delay to restore.	In Service
SLDG CONC BLDG-LIGHTING PANEL C	Hazard - Potential Safety, Health or Environment Issue. Failure without warning.	In Service
SLDG CONC BLDG-MOTOR CONTROL CENTER A	Hazard - Potential Safety, Health or Environment Issue. Failure without warning.	In Service
SLDG CONC BLDG-MOTOR CONTROL CENTER B	Hazard - Potential Safety, Health or Environment Issue. Failure without warning.	In Service
SLDG CONC BLDG-FIRE ALARM PANEL		In Service
SLUDGE CONC TANK 1-SLUDGE CONCENTRATION TANK 1	High Disruption. Operations in critical area lost. Significant Delay to restore.	In Service
SLUDGE CONC TANK 1-DEFOAMING SPRAYERS	Minor Disruption. Repair to failure longer than trouble call.No operation impact	In Service
SLUDGE CONC TANK 2-SLUDGE CONCENTRATION TANK 2	High Disruption. Operations in critical area lost. Significant Delay to restore.	In Service
SLUDGE CONC TANK 2-DEFOAMING SPRAYERS	Minor Disruption. Repair to failure longer than trouble call.No operation impact	In Service
SLUDGE CONC TANK 3-SLUDGE CONCENTRATION TANK 3	High Disruption. Operations in critical area lost. Significant Delay to restore.	In Service
SLUDGE CONC TANK 3-DEFOAMING SPRAYERS	Minor Disruption. Repair to failure longer than trouble call.No operation impact	In Service
SLUDGE CONC TANK 4-SLUDGE CONCENTRATION TANK 4	High Disruption. Operations in critical area lost. Significant Delay to restore.	In Service
SLUDGE CONC TANK 4-DEFOAMING SPRAYERS	Minor Disruption. Repair to failure longer than trouble call.No operation impact	In Service
POLYMER BLDG-CONCENTRATORS INSTRUMENT AIR COMPRESSOR SYSTEM	Hazard - Potential Safety, Health or Environment Issue. Failure without warning.	In Service
POLYMER BLDG-POLYMER BLENDER 1	High Disruption. Operations in critical area lost. Significant Delay to restore.	In Service
POLYMER BLDG-POLYMER BLENDER 2	High Disruption. Operations in critical area lost. Significant Delay to restore.	In Service
POLYMER BLDG-LIGHTING	Hazard - Potential Safety, Health or Environment Issue. Failure without warning.	In Service
POLYMER BLDG-LIGHTING PANEL	High Disruption. Operations in critical area lost. Significant Delay to restore.	In Service
POLYMER BLDG-STEPDOWN TRANSFORMER	High Disruption. Operations in critical area lost. Significant Delay to restore.	In Service
POLYMER BLDG-POLYMER WATER SUPPLY	High Disruption. Operations in critical area lost. Significant Delay to restore.	In Service
POLYMER BUILDING - CONCENTRATORS - FIRE ALARM PANEL		In Service
POLYMER BLDG-CLAR-AIR COMPRESSING SYSTEM	High Disruption. Operations in critical area lost. Significant Delay to restore.	In Service
POLYMER BLDG-CLAR-MIXING TANK SYSTEM	High Disruption. Operations in critical area lost. Significant Delay to restore.	In Service
POLYMER BLDG-CLAR-POLYMER BLENDER A	High Disruption. Operations in critical area lost. Significant Delay to restore.	In Service
POLYMER BLDG-CLAR-POLYMER BLENDER B	High Disruption. Operations in critical area lost. Significant Delay to restore.	In Service
POLYMER BLDG-CLAR-POLYMER FEED SYSTEM TO JX BOXES	High Disruption. Operations in critical area lost. Significant Delay to restore.	In Service

POLYMER BLDG-CLAR-LIGHTING PANEL	Hazard - Potential Safety, Health or Environment Issue. Failure without warning.	In Service
POLYMER BLDG-CLAR-STEPDOWN TRANSFORMER	Hazard - Potential Safety, Health or Environment Issue. Failure without warning.	In Service
POLYMER BLDG-CLAR-ELECTRIC CHAIN HOIST	High Disruption. Operations in critical area lost. Significant Delay to restore.	In Service
POLYMER BUILDING - CLARIFIERS - FIRE ALARM PANEL		In Service
FILTER POLYMER BLDG-AIR COMPRESSING SYSTEM	High Disruption. Operations in critical area lost. Significant Delay to restore.	In Service
FILTER POLYMER BLDG-DRY POLYMER UNIT 1 SYSTEM	High Disruption. Operations in critical area lost. Significant Delay to restore.	In Service
FILTER POLYMER BLDG-DRY POLYMER UNIT 2 SYSTEM	High Disruption. Operations in critical area lost. Significant Delay to restore.	In Service
FILTER POLYMER BLDG-EMULSION POLYMER STORAGE TANK SYSTEM	High Disruption. Operations in critical area lost. Significant Delay to restore.	In Service
FILTER POLYMER BLDG-MANIFOLD PNEUMATIC VALVE SYSTEM	High Disruption. Operations in critical area lost. Significant Delay to restore.	In Service
FILTER POLYMER BLDG-POLYMER FEED SYSTEM	High Disruption. Operations in critical area lost. Significant Delay to restore.	In Service
FILTER POLYMER BLDG-MIX/AGE/FEED TANK SYSTEM 1	High Disruption. Operations in critical area lost. Significant Delay to restore.	In Service
FILTER POLYMER BLDG-MIX/AGE/FEED TANK SYSTEM 2	High Disruption. Operations in critical area lost. Significant Delay to restore.	In Service
FILTER POLYMER BLDG-CONTROL PANEL/ PLC	High Disruption. Operations in critical area lost. Significant Delay to restore.	In Service
FILTER POLYMER BLDG-MOTOR CONTROL CENTER	High Disruption. Operations in critical area lost. Significant Delay to restore.	In Service
FILTER POLYMER BLDG-HOIST SYSTEM	High Disruption. Operations in critical area lost. Significant Delay to restore.	In Service
FILTER POLYMER BLDG-EYE WASH SYSTEM	Hazard - Potential Safety, Health or Environment Issue. Failure without warning.	In Service
FILTER POLYMER BLDG-POLYMER WATER SUPPLY	High Disruption. Operations in critical area lost. Significant Delay to restore.	In Service
FILTER POLYMER BUILDING FIRE ALARM PANEL		In Service
DIG CLST CTRL BLDG 1-DIGESTER CLUSTER 1	Moderate Disruption. Portion of Operations lost. Moderate delay to restore.	In Service
DIG CLST CTRL BLDG 1-SUMP PUMP 1	Moderate Disruption. Portion of Operations lost. Moderate delay to restore.	In Service
DIG CLST CTRL BLDG 1-SUMP PUMP 2	Moderate Disruption. Portion of Operations lost. Moderate delay to restore.	In Service
DIG CLST CTRL BLDG 1-VALVE PIT 1	Moderate Disruption. Portion of Operations lost. Moderate delay to restore.	In Service
DIG CLST CTRL BLDG 1-EXHAUST FAN 1	Moderate Disruption. Portion of Operations lost. Moderate delay to restore.	In Service
DIG CLST CTRL BLDG 1-EXHAUST FAN 2	Moderate Disruption. Portion of Operations lost. Moderate delay to restore.	In Service
DIG CLST CTRL BLDG 1-EXHAUST FAN 3	Moderate Disruption. Portion of Operations lost. Moderate delay to restore.	In Service
DIG CLST CTRL BLDG 1-VALVE PIT 1	Moderate Disruption. Portion of Operations lost. Moderate delay to restore.	In Service
DIG CLST CTRL BLDG 1-DIGESTER 1	Moderate Disruption. Portion of Operations lost. Moderate delay to restore.	In Service
DIG CLST CTRL BLDG 1-DIGESTER 2	Moderate Disruption. Portion of Operations lost. Moderate delay to restore.	In Service
DIG CLST CTRL BLDG 1-DIGESTER 3	Moderate Disruption. Portion of Operations lost. Moderate delay to restore.	In Service
DIG CLST CTRL BLDG 1-DIGESTER 4	Moderate Disruption. Portion of Operations lost. Moderate delay to restore.	In Service



DIG CLST CTRL BLDG 1-DIGESTER CLUSTER 1	Moderate Disruption. Portion of Operations lost. Moderate delay to restore.	In Service
DIG CLST CTRL BLDG 1-VALVE PIT 1	Moderate Disruption. Portion of Operations lost. Moderate delay to restore.	In Service
DIG CLST CTRL BLDG 1-DIGESTER CLUSTER 1	Moderate Disruption. Portion of Operations lost. Moderate delay to restore.	In Service
DIG CLST CTRL BLDG 1-RECIRCULATION PUMP 1	Moderate Disruption. Portion of Operations lost. Moderate delay to restore.	In Service
DIG CLST CTRL BLDG 1-RECIRCULATION PUMP 2	Moderate Disruption. Portion of Operations lost. Moderate delay to restore.	In Service
DIG CLST CTRL BLDG 1-LIGHTING	Hazard - Potential Safety, Health or Environment Issue. Failure without warning.	In Service
DIG CLST CTRL BLDG 1-DIGESTER 1	Moderate Disruption. Portion of Operations lost. Moderate delay to restore.	In Service
DIG CLST CTRL BLDG 1-DIGESTER 2	Moderate Disruption. Portion of Operations lost. Moderate delay to restore.	In Service
DIG CLST CTRL BLDG 1-DIGESTER 3	Moderate Disruption. Portion of Operations lost. Moderate delay to restore.	In Service
DIG CLST CTRL BLDG 1-DIGESTER 4	Moderate Disruption. Portion of Operations lost. Moderate delay to restore.	In Service
DIG CLST CTRL BLDG 1-DIGESTER CLUSTER 1	Moderate Disruption. Portion of Operations lost. Moderate delay to restore.	In Service
DIG CLST CTRL BLDG 1-TRANSFER PUMP 1	Moderate Disruption. Portion of Operations lost. Moderate delay to restore.	In Service
DIG CLST CTRL BLDG 1-TRANSFER PUMP 1 & 2	Moderate Disruption. Portion of Operations lost. Moderate delay to restore.	In Service
DIG CLST CTRL BLDG 1-TRANSFER PUMP 2	Moderate Disruption. Portion of Operations lost. Moderate delay to restore.	In Service
DIG CLST CTRL BLDG 1-TRANSFER PUMP 3	Moderate Disruption. Portion of Operations lost. Moderate delay to restore.	In Service
DIG CLST CTRL BLDG 1-TRANSFER PUMP 3 & 4	Moderate Disruption. Portion of Operations lost. Moderate delay to restore.	In Service
DIG CLST CTRL BLDG 1-TRANSFER PUMP 4	Moderate Disruption. Portion of Operations lost. Moderate delay to restore.	In Service
DIG CLST CTRL BLDG 1-VALVE PIT 1	Moderate Disruption. Portion of Operations lost. Moderate delay to restore.	In Service
DIG CLST CTRL BLDG 1-DIGESTER 1	Moderate Disruption. Portion of Operations lost. Moderate delay to restore.	In Service
DIG CLST CTRL BLDG 1-DIGESTER 2	Moderate Disruption. Portion of Operations lost. Moderate delay to restore.	In Service
DIG CLST CTRL BLDG 1-DIGESTER 3	Moderate Disruption. Portion of Operations lost. Moderate delay to restore.	In Service
DIG CLST CTRL BLDG 1-DIGESTER 4	Moderate Disruption. Portion of Operations lost. Moderate delay to restore.	In Service
DIG CLST CTRL BLDG 1-GAS BOOSTER PUMP 1	Moderate Disruption. Portion of Operations lost. Moderate delay to restore.	In Service
DIG CLST CTRL BLDG 1-GAS BOOSTER PUMP 2	Moderate Disruption. Portion of Operations lost. Moderate delay to restore.	In Service
DIG CLST CTRL BLDG 1-WASTE GAS BURNER 1	Hazard - Potential Safety, Health or Environment Issue. Failure without warning.	In Service
DIG CLST CTRL BLDG 1-WASTE GAS BURNER 2	Hazard - Potential Safety, Health or Environment Issue. Failure without warning.	In Service
DIG CLST CTRL BLDG 1-WASTE GAS SYSTEM	Moderate Disruption. Portion of Operations lost. Moderate delay to restore.	In Service
DIG CLST CTRL BLDG 1-SEAL WATER PUMP 1	Moderate Disruption. Portion of Operations lost. Moderate delay to restore.	In Service
DIG CLST CTRL BLDG 1-SEAL WATER PUMP 2	Moderate Disruption. Portion of Operations lost. Moderate delay to restore.	In Service

DIG CLST CTRL BLDG 1-HEAT EXCHANGER 1	Hazard - Potential Safety, Health or Environment Issue. Failure without warning.	In Service
DIG CLST CTRL BLDG 1-HEAT EXCHANGER 2	Hazard - Potential Safety, Health or Environment Issue. Failure without warning.	In Service
DIG CLST CTRL BLDG 1-MOTOR CONTROL CENTER	Hazard - Potential Safety, Health or Environment Issue. Failure without warning.	In Service
DIG CLST CTRL BLDG 1-STEPDOWN TRANSFORMER	Hazard - Potential Safety, Health or Environment Issue. Failure without warning.	In Service
DIGESTER CLUSTER CONTROL BLDG 1 HOIST SYSTEM	Hazard - Potential Safety, Health or Environment Issue. Failure without warning.	In Service
DIG CLST CTRL BLDG 1-HEAT EXCHANGER 1	Moderate Disruption. Portion of Operations lost. Moderate delay to restore.	In Service
DIG CLST CTRL BLDG 1-HEAT EXCHANGER 2	Moderate Disruption. Portion of Operations lost. Moderate delay to restore.	In Service
DIGESTER CLUSTER CONTROL BUILDING 1 - FIRE ALARM PANEL		In Service
DIGESTER TANK 2-DOME EXHAUST FAN	Moderate Disruption. Portion of Operations lost. Moderate delay to restore.	In Service
DIGESTER TANK 2-DIGESTER TANK 2	Moderate Disruption. Portion of Operations lost. Moderate delay to restore.	In Service
DIGESTER TANK 2-PRESSURE RELIEF	Moderate Disruption. Portion of Operations lost. Moderate delay to restore.	In Service
DIGESTER TANK 2-WASTE GAS	Moderate Disruption. Portion of Operations lost. Moderate delay to restore.	In Service
DIGESTER TANK 1-DOME EXHAUST FAN	Moderate Disruption. Portion of Operations lost. Moderate delay to restore.	In Service
DIGESTER TANK 1-DIGESTER TANK 1	Moderate Disruption. Portion of Operations lost. Moderate delay to restore.	In Service
DIGESTER TANK 01-GAS RECIRCULATOR 1	Moderate Disruption. Portion of Operations lost. Moderate delay to restore.	In Service
DIGESTER TANK 1-WASTE GAS	Moderate Disruption. Portion of Operations lost. Moderate delay to restore.	In Service
DIGESTER TANK 4-DOME EXHAUST FAN	Moderate Disruption. Portion of Operations lost. Moderate delay to restore.	In Service
DIGESTER TANK 4-DIGESTER TANK 4	Moderate Disruption. Portion of Operations lost. Moderate delay to restore.	In Service
DIGESTER TANK 4-PRESSURE RELIEF	Moderate Disruption. Portion of Operations lost. Moderate delay to restore.	In Service
DIGESTER TANK 4-WASTE GAS	Moderate Disruption. Portion of Operations lost. Moderate delay to restore.	In Service
DIGESTER TANK 3-DOME EXHAUST FAN	Moderate Disruption. Portion of Operations lost. Moderate delay to restore.	In Service
DIGESTER TANK 3-DIGESTER TANK 3	Moderate Disruption. Portion of Operations lost. Moderate delay to restore.	In Service
DIGESTER TANK 3-GAS RECIRCULATOR 3	Moderate Disruption. Portion of Operations lost. Moderate delay to restore.	In Service
DIGESTER TANK 3-PRESSURE RELIEF	Moderate Disruption. Portion of Operations lost. Moderate delay to restore.	In Service
DIG CLST CTRL BLDG 2-DIGESTER CLUSTER 2	Moderate Disruption. Portion of Operations lost. Moderate delay to restore.	In Service
DIG CLST CTRL BLDG 2-SUMP PUMP 1	Moderate Disruption. Portion of Operations lost. Moderate delay to restore.	In Service
DIG CLST CTRL BLDG 2-SUMP PUMP 2	Moderate Disruption. Portion of Operations lost. Moderate delay to restore.	In Service
DIG CLST CTRL BLDG 2-VALVE PIT 2	Moderate Disruption. Portion of Operations lost. Moderate delay to restore.	In Service
DIG CLST CTRL BLDG 2-EXHAUST FAN 1	Moderate Disruption. Portion of Operations lost. Moderate delay to restore.	In Service

DIG CLST CTRL BLDG 2-EXHAUST FAN 2	Moderate Disruption. Portion of Operations lost. Moderate delay to restore.	In Service
DIG CLST CTRL BLDG 2-EXHAUST FAN 3	Moderate Disruption. Portion of Operations lost. Moderate delay to restore.	In Service
DIG CLST CTRL BLDG 2-SUPPLY FAN SYSTEM	Moderate Disruption. Portion of Operations lost. Moderate delay to restore.	In Service
DIG CLST CTRL BLDG 2-DIGESTER 5	Moderate Disruption. Portion of Operations lost. Moderate delay to restore.	In Service
DIG CLST CTRL BLDG 2-DIGESTER 6	Moderate Disruption. Portion of Operations lost. Moderate delay to restore.	In Service
DIG CLST CTRL BLDG 2-DIGESTER 7	Moderate Disruption. Portion of Operations lost. Moderate delay to restore.	In Service
DIG CLST CTRL BLDG 2-DIGESTER 8	Moderate Disruption. Portion of Operations lost. Moderate delay to restore.	In Service
DIG CLST CTRL BLDG 2-DIGESTER CLUSTER 2	Moderate Disruption. Portion of Operations lost. Moderate delay to restore.	In Service
DIG CLST CTRL BLDG 2-VALVE PIT 2	Moderate Disruption. Portion of Operations lost. Moderate delay to restore.	In Service
DIG CLST CTRL BLDG 2-DIGESTER CLUSTER 2	Moderate Disruption. Portion of Operations lost. Moderate delay to restore.	In Service
DIG CLST CTRL BLDG 2-RECIRCULATION PUMP 1	Moderate Disruption. Portion of Operations lost. Moderate delay to restore.	In Service
DIG CLST CTRL BLDG 2-RECIRCULATION PUMP 2	Moderate Disruption. Portion of Operations lost. Moderate delay to restore.	In Service
DIG CLST CTRL BLDG 2-LIGHTING	Hazard - Potential Safety, Health or Environment Issue. Failure without warning.	In Service
DIG CLST CTRL BLDG 2-DIGESTER 5	Moderate Disruption. Portion of Operations lost. Moderate delay to restore.	In Service
DIG CLST CTRL BLDG 2-DIGESTER 6	Moderate Disruption. Portion of Operations lost. Moderate delay to restore.	In Service
DIG CLST CTRL BLDG 2-DIGESTER 7	Moderate Disruption. Portion of Operations lost. Moderate delay to restore.	In Service
DIG CLST CTRL BLDG 2-DIGESTER 8	Moderate Disruption. Portion of Operations lost. Moderate delay to restore.	In Service
DIG CLST CTRL BLDG 2-DIGESTER CLUSTER 2	Moderate Disruption. Portion of Operations lost. Moderate delay to restore.	In Service
DIG CLST CTRL BLDG 2-TRANSFER PUMP 1	Moderate Disruption. Portion of Operations lost. Moderate delay to restore.	In Service
DIG CLST CTRL BLDG 2-TRANSFER PUMP 1 & 2	Moderate Disruption. Portion of Operations lost. Moderate delay to restore.	In Service
DIG CLST CTRL BLDG 2-TRANSFER PUMP 2	Moderate Disruption. Portion of Operations lost. Moderate delay to restore.	In Service
DIG CLST CTRL BLDG 2-TRANSFER PUMP 3	Moderate Disruption. Portion of Operations lost. Moderate delay to restore.	In Service
DIG CLST CTRL BLDG 2-TRANSFER PUMP 3 & 4	Moderate Disruption. Portion of Operations lost. Moderate delay to restore.	In Service
DIG CLST CTRL BLDG 2-TRANSFER PUMP 4	Moderate Disruption. Portion of Operations lost. Moderate delay to restore.	In Service
DIG CLST CTRL BLDG 2-VALVE PIT 2	Moderate Disruption. Portion of Operations lost. Moderate delay to restore.	In Service
DIG CLST CTRL BLDG 2-DIGESTER 05	Moderate Disruption. Portion of Operations lost. Moderate delay to restore.	In Service
DIG CLST CTRL BLDG 2-DIGESTER 06	Moderate Disruption. Portion of Operations lost. Moderate delay to restore.	In Service
DIG CLST CTRL BLDG 2-DIGESTER 07	Moderate Disruption. Portion of Operations lost. Moderate delay to restore.	In Service
DIG CLST CTRL BLDG 2-DIGESTER 08	Moderate Disruption. Portion of Operations lost. Moderate delay to restore.	In Service

DIG CLST CTRL BLDG 2-GAS BOOSTER PUMP 1	Moderate Disruption. Portion of Operations lost. Moderate delay to restore.	In Service
DIG CLST CTRL BLDG 2-GAS BOOSTER PUMP 2	Moderate Disruption. Portion of Operations lost. Moderate delay to restore.	In Service
DIG CLST CTRL BLDG 2-WASTE GAS BURNER 1	Hazard - Potential Safety, Health or Environment Issue. Failure without warning.	In Service
DIG CLST CTRL BLDG 2-WASTE GAS BURNER 2	Hazard - Potential Safety, Health or Environment Issue. Failure without warning.	In Service
DIG CLST CTRL BLDG 2-WASTE GAS SYSTEM	Hazard - Potential Safety, Health or Environment Issue. Failure without warning.	In Service
DIG CLST CTRL BLDG 2-SEAL WATER PUMP 1	Moderate Disruption. Portion of Operations lost. Moderate delay to restore.	In Service
DIG CLST CTRL BLDG 2-SEAL WATER PUMP 2	Hazard - Potential Safety, Health or Environment Issue. Failure without warning.	In Service
DIG CLST CTRL BLDG 2-HEAT EXCHANGER 1	Hazard - Potential Safety, Health or Environment Issue. Failure without warning.	In Service
DIG CLST CTRL BLDG 2-HEAT EXCHANGER 2	Moderate Disruption. Portion of Operations lost. Moderate delay to restore.	In Service
DIG CLST CTRL BLDG 2-DIGESTER CLUSTER BLDG MCC	Hazard - Potential Safety, Health or Environment Issue. Failure without warning.	In Service
DIG CLST CTRL BLDG 2-CONTROL PANEL B 1	Hazard - Potential Safety, Health or Environment Issue. Failure without warning.	In Service
DIGESTER CLUSTER CONTROL BLDG 2 HOIST SYSTEM	Hazard - Potential Safety, Health or Environment Issue. Failure without warning.	In Service
DIG CLST CTRL BLDG 2-HEAT EXCHANGER 1	Moderate Disruption. Portion of Operations lost. Moderate delay to restore.	In Service
DIG CLST CTRL BLDG 2-HEAT EXCHANGER 2	Moderate Disruption. Portion of Operations lost. Moderate delay to restore.	In Service
DIGESTER CLUSTER CONTROL BUILDING 2 - FIRE ALARM PANEL		In Service
DIGESTER TANK 5-DOME EXHAUST FAN	Moderate Disruption. Portion of Operations lost. Moderate delay to restore.	In Service
DIGESTER TANK 5-DIGESTER TANK 5	Moderate Disruption. Portion of Operations lost. Moderate delay to restore.	In Service
DIGESTER TANK 05-GAS RECIRCULATOR 5	Moderate Disruption. Portion of Operations lost. Moderate delay to restore.	In Service
DIGESTER TANK 05-PRESSURE RELIEF	Moderate Disruption. Portion of Operations lost. Moderate delay to restore.	In Service
DIGESTER TANK 05-WASTE GAS	Moderate Disruption. Portion of Operations lost. Moderate delay to restore.	In Service
DIGESTER TANK 6-DOME EXHAUST FAN	Moderate Disruption. Portion of Operations lost. Moderate delay to restore.	In Service
DIGESTER TANK 6-DIGESTER TANK 6	Moderate Disruption. Portion of Operations lost. Moderate delay to restore.	In Service
DIGESTER TANK 06-PRESSURE RELIEF	Moderate Disruption. Portion of Operations lost. Moderate delay to restore.	In Service
DIGESTER TANK 06-WASTE GAS	Moderate Disruption. Portion of Operations lost. Moderate delay to restore.	In Service
DIGESTER TANK 7-DOME EXHAUST FAN	Moderate Disruption. Portion of Operations lost. Moderate delay to restore.	In Service
DIGESTER TANK 7-DIGESTER TANK 7	Moderate Disruption. Portion of Operations lost. Moderate delay to restore.	In Service
DIGESTER TANK 07-GAS RECIRCULATOR 7	Moderate Disruption. Portion of Operations lost. Moderate delay to restore.	In Service
DIGESTER TANK 07-PRESSURE RELIEF	Moderate Disruption. Portion of Operations lost. Moderate delay to restore.	In Service
DIGESTER TANK 07-WASTE GAS	Moderate Disruption. Portion of Operations lost. Moderate delay to restore.	In Service

DIGESTER TANK 8-DOME EXHAUST FAN	Moderate Disruption. Portion of Operations lost. Moderate delay to restore.	In Service
DIGESTER TANK 8-DIGESTER TANK 8	Moderate Disruption. Portion of Operations lost. Moderate delay to restore.	In Service
DIGESTER TANK 08-PRESSURE RELIEF	Moderate Disruption. Portion of Operations lost. Moderate delay to restore.	In Service
DIGESTER TANK 08-WASTE GAS	Moderate Disruption. Portion of Operations lost. Moderate delay to restore.	In Service
DIG CLST CTRL BLDG 3-DIGESTER CLUSTER 3	Moderate Disruption. Portion of Operations lost. Moderate delay to restore.	In Service
DIG CLST CTRL BLDG 3-SUMP PUMP 1	Moderate Disruption. Portion of Operations lost. Moderate delay to restore.	In Service
DIG CLST CTRL BLDG 3-SUMP PUMP 2	Moderate Disruption. Portion of Operations lost. Moderate delay to restore.	In Service
DIG CLST CTRL BLDG 3-VALVE PIT 3	Moderate Disruption. Portion of Operations lost. Moderate delay to restore.	In Service
DIG CLST CTRL BLDG 3-EXHAUST FAN 1	Moderate Disruption. Portion of Operations lost. Moderate delay to restore.	In Service
DIG CLST CTRL BLDG 3-EXHAUST FAN 2	Moderate Disruption. Portion of Operations lost. Moderate delay to restore.	In Service
DIG CLST CTRL BLDG 3-EXHAUST FAN 3	Moderate Disruption. Portion of Operations lost. Moderate delay to restore.	In Service
DIG CLST CTRL BLDG 3-DIGESTER 9	Moderate Disruption. Portion of Operations lost. Moderate delay to restore.	In Service
DIG CLST CTRL BLDG 3-DIGESTER 10	Moderate Disruption. Portion of Operations lost. Moderate delay to restore.	In Service
DIG CLST CTRL BLDG 3-DIGESTER 11	Moderate Disruption. Portion of Operations lost. Moderate delay to restore.	In Service
DIG CLST CTRL BLDG 3-DIGESTER 12	Moderate Disruption. Portion of Operations lost. Moderate delay to restore.	In Service
DIG CLST CTRL BLDG 3-DIGESTER CLUSTER 3	Moderate Disruption. Portion of Operations lost. Moderate delay to restore.	In Service
DIG CLST CTRL BLDG 3-VALVE PIT 3	Moderate Disruption. Portion of Operations lost. Moderate delay to restore.	In Service
DIG CLST CTRL BLDG 3-DIGESTER CLUSTER 3	Moderate Disruption. Portion of Operations lost. Moderate delay to restore.	In Service
DIG CLST CTRL BLDG 3-RECIRCULATION PUMP 1	Moderate Disruption. Portion of Operations lost. Moderate delay to restore.	In Service
DIG CLST CTRL BLDG 3-RECIRCULATION PUMP 2	Moderate Disruption. Portion of Operations lost. Moderate delay to restore.	In Service
DIG CLST CTRL BLDG 3-LIGHTING	Hazard - Potential Safety, Health or Environment Issue. Failure without warning.	In Service
DIG CLST CTRL BLDG 3-DIGESTER 9	Moderate Disruption. Portion of Operations lost. Moderate delay to restore.	In Service
DIG CLST CTRL BLDG 3-DIGESTER 10	Moderate Disruption. Portion of Operations lost. Moderate delay to restore.	In Service
DIG CLST CTRL BLDG 3-DIGESTER 11	Moderate Disruption. Portion of Operations lost. Moderate delay to restore.	In Service
DIG CLST CTRL BLDG 3-DIGESTER 12	Moderate Disruption. Portion of Operations lost. Moderate delay to restore.	In Service
DIG CLST CTRL BLDG 3-DIGESTER CLUSTER 3	Moderate Disruption. Portion of Operations lost. Moderate delay to restore.	In Service
DIG CLST CTRL BLDG 3-TRANSFER PUMP 1	Moderate Disruption. Portion of Operations lost. Moderate delay to restore.	In Service
DIG CLST CTRL BLDG 3-TRANSFER PUMP 2	Moderate Disruption. Portion of Operations lost. Moderate delay to restore.	In Service
DIG CLST CTRL BLDG 3-TRANSFER PUMP 3	Moderate Disruption. Portion of Operations lost. Moderate delay to restore.	In Service

DIG CLST CTRL BLDG 3-TRANSFER PUMP 4	Moderate Disruption. Portion of Operations lost. Moderate delay to restore.	In Service
DIG CLST CTRL BLDG 3-TRANSFER PUMP 1 & 2	Moderate Disruption. Portion of Operations lost. Moderate delay to restore.	In Service
DIG CLST CTRL BLDG 3-TRANSFER PUMP 3 & 4	Moderate Disruption. Portion of Operations lost. Moderate delay to restore.	In Service
DIG CLST CTRL BLDG 3-VALVE PIT 3	Moderate Disruption. Portion of Operations lost. Moderate delay to restore.	In Service
DIG CLST CTRL BLDG 3-DIGESTER 09	Moderate Disruption. Portion of Operations lost. Moderate delay to restore.	In Service
DIG CLST CTRL BLDG 3-DIGESTER 10	Moderate Disruption. Portion of Operations lost. Moderate delay to restore.	In Service
DIG CLST CTRL BLDG 3-DIGESTER 11	Moderate Disruption. Portion of Operations lost. Moderate delay to restore.	In Service
DIG CLST CTRL BLDG 3-DIGESTER 12	Moderate Disruption. Portion of Operations lost. Moderate delay to restore.	In Service
DIG CLST CTRL BLDG 3-GAS BOOSTER PUMP 1	Moderate Disruption. Portion of Operations lost. Moderate delay to restore.	In Service
DIG CLST CTRL BLDG 3-GAS BOOSTER PUMP 2	Moderate Disruption. Portion of Operations lost. Moderate delay to restore.	In Service
DIG CLST CTRL BLDG 3-WASTE GAS BURNER 1	Hazard - Potential Safety, Health or Environment Issue. Failure without warning.	In Service
DIG CLST CTRL BLDG 3-WASTE GAS BURNER 2	Hazard - Potential Safety, Health or Environment Issue. Failure without warning.	In Service
DIG CLST CTRL BLDG 3-WASTE GAS SYSTEM	Hazard - Potential Safety, Health or Environment Issue. Failure without warning.	In Service
DIG CLST CTRL BLDG 3-SEAL WATER PUMP 1	Moderate Disruption. Portion of Operations lost. Moderate delay to restore.	In Service
DIG CLST CTRL BLDG 3-SEAL WATER PUMP 2	Moderate Disruption. Portion of Operations lost. Moderate delay to restore.	In Service
DIG CLST CTRL BLDG 3-HEAT EXCHANGER 1	Hazard - Potential Safety, Health or Environment Issue. Failure without warning.	In Service
DIG CLST CTRL BLDG 3-HEAT EXCHANGER 2	Hazard - Potential Safety, Health or Environment Issue. Failure without warning.	In Service
DIG CLST CTRL BLDG 3-MAIN CONTROL CENTER	Hazard - Potential Safety, Health or Environment Issue. Failure without warning.	In Service
DIG CLST CTRL BLDG 3-STEPDOWN TRANSFORMER	Hazard - Potential Safety, Health or Environment Issue. Failure without warning.	In Service
DIGESTER CLUSTER CONTROL BLDG 3 HOIST SYSTEM	Hazard - Potential Safety, Health or Environment Issue. Failure without warning.	In Service
DIG CLST CTRL BLDG 3-HEAT EXCHANGER 1	Moderate Disruption. Portion of Operations lost. Moderate delay to restore.	In Service
DIG CLST CTRL BLDG 3-HEAT EXCHANGER 2	Moderate Disruption. Portion of Operations lost. Moderate delay to restore.	In Service
DIG CLST CTRL BLDG 3-FIRE ALRM PANEL	Hazard - Potential Safety, Health or Environment Issue. Failure without warning.	In Service
DIGESTER TANK 10-DOME EXHAUST FAN	Moderate Disruption. Portion of Operations lost. Moderate delay to restore.	In Service
DIGESTER TANK 10-DIGESTER TANK 10	Moderate Disruption. Portion of Operations lost. Moderate delay to restore.	In Service
DIGESTER TANK 10-PRESSURE RELIEF	Moderate Disruption. Portion of Operations lost. Moderate delay to restore.	In Service
DIGESTER TANK 10-WASTE GAS	Moderate Disruption. Portion of Operations lost. Moderate delay to restore.	In Service
DIGESTER TANK 09-DOME EXHAUST FAN	Moderate Disruption. Portion of Operations lost. Moderate delay to restore.	In Service
DIGESTER TANK 09-DIGESTER TANK 9	Moderate Disruption. Portion of Operations lost. Moderate delay to restore.	In Service

DIGESTER TANK 09-MIXER 1	Moderate Disruption. Portion of Operations lost. Moderate delay to restore.	In Service
DIGESTER TANK 09-MIXER 2	Moderate Disruption. Portion of Operations lost. Moderate delay to restore.	In Service
DIGESTER TANK 09-MIXER 3	Moderate Disruption. Portion of Operations lost. Moderate delay to restore.	In Service
DIGESTER TANK 09-PRESSURE RELIEF	Moderate Disruption. Portion of Operations lost. Moderate delay to restore.	In Service
DIGESTER TANK 09-WASTE GAS	Moderate Disruption. Portion of Operations lost. Moderate delay to restore.	In Service
DIGESTER TANK 12-DOME EXHAUST FAN	Moderate Disruption. Portion of Operations lost. Moderate delay to restore.	In Service
DIGESTER TANK 12-DIGESTER TANK 12	Moderate Disruption. Portion of Operations lost. Moderate delay to restore.	In Service
DIGESTER TANK 12-PRESSURE RELIEF	Moderate Disruption. Portion of Operations lost. Moderate delay to restore.	In Service
DIGESTER TANK 12-WASTE GAS	Moderate Disruption. Portion of Operations lost. Moderate delay to restore.	In Service
DIGESTER TANK 11-DOME EXHAUST FAN	Moderate Disruption. Portion of Operations lost. Moderate delay to restore.	In Service
DIGESTER TANK 11-DIGESTER TANK 11	Moderate Disruption. Portion of Operations lost. Moderate delay to restore.	In Service
DIGESTER TANK 11-MIXER 1	Moderate Disruption. Portion of Operations lost. Moderate delay to restore.	In Service
DIGESTER TANK 11-MIXER 2	Moderate Disruption. Portion of Operations lost. Moderate delay to restore.	In Service
DIGESTER TANK 11-MIXER 3	Moderate Disruption. Portion of Operations lost. Moderate delay to restore.	In Service
DIGESTER TANK 11-PRESSURE RELIEF	Moderate Disruption. Portion of Operations lost. Moderate delay to restore.	In Service
DIGESTER TANK 11-WASTE GAS	Moderate Disruption. Portion of Operations lost. Moderate delay to restore.	In Service
GAS SCRUBBERS 1-GAS SCRUBBER 1	High Disruption. Operations in critical area lost. Significant Delay to restore.	In Service
GAS SCRUBBERS 1-GAS SCRUBBER 2	High Disruption. Operations in critical area lost. Significant Delay to restore.	In Service
GAS SCRUBBERS 1-GAS SCRUBBER RECIRCULATION PUMP 1	High Disruption. Operations in critical area lost. Significant Delay to restore.	In Service
GAS SCRUBBERS 1-GAS SCRUBBER RECIRCULATION PUMP 2	High Disruption. Operations in critical area lost. Significant Delay to restore.	In Service
GAS SCRUBBERS 1-GAS SCRUBBER RECIRCULATION PUMP 3	High Disruption. Operations in critical area lost. Significant Delay to restore.	In Service
GAS SCRUBBERS WATER SEPERATOR	High Disruption. Operations in critical area lost. Significant Delay to restore.	In Service
GAS SCRUBBERS 1-FLUSHING WATER	High Disruption. Operations in critical area lost. Significant Delay to restore.	In Service
GAS SPHERES-GAS SPHERE 1	High Disruption. Operations in critical area lost. Significant Delay to restore.	In Service
GAS SPHERES-GAS SPHERE 2	High Disruption. Operations in critical area lost. Significant Delay to restore.	In Service
GAS SPHERES-INLET GAS METER	Hazard - Potential Safety, Health or Enviroment Issue. Failure without warning.	In Service
GAS SPHERES-OUTLET GAS METER	High Disruption. Operations in critical area lost. Significant Delay to restore.	In Service
DIGESTER GAS COMPRESSOR 1	High Disruption. Operations in critical area lost. Significant Delay to restore.	In Service
DIGESTER GAS COMPRESSOR 2	High Disruption. Operations in critical area lost. Significant Delay to restore.	In Service

DIGESTER GAS COMPRESSOR 3	High Disruption. Operations in critical area lost. Significant Delay to restore.	In Service
SLDG DEWTR BLDG-POLYMER AIR SUPPLY	High Disruption. Operations in critical area lost. Significant Delay to restore.	In Service
SLUDGE DEWATERING BLDG - EXHAUST FAN SYSTEM	Moderate Disruption. Portion of Operations lost. Moderate delay to restore.	In Service
SLDG DEWTR BLDG-POLYMER FEED PUMP 1	High Disruption. Operations in critical area lost. Significant Delay to restore.	In Service
SLDG DEWTR BLDG-POLYMER FEED PUMP 2	High Disruption. Operations in critical area lost. Significant Delay to restore.	In Service
SLDG DEWTR BLDG-POLYMER FEED PUMP 3	High Disruption. Operations in critical area lost. Significant Delay to restore.	In Service
SLDG DEWTR BLDG-POLYMER FEED PUMP 4		In Service
SLDG DEWTR BLDG-POLYMER HOLDING TANK 1	High Disruption. Operations in critical area lost. Significant Delay to restore.	In Service
SLDG DEWTR BLDG-POLYMER PREPARATION SYSTEM 1	High Disruption. Operations in critical area lost. Significant Delay to restore.	In Service
SLDG DEWTR BLDG-POLYMER PREPARATION SYSTEM 2	High Disruption. Operations in critical area lost. Significant Delay to restore.	In Service
SLDG DEWTR BLDG-POLYMER TRANSFER PUMP 1	High Disruption. Operations in critical area lost. Significant Delay to restore.	In Service
SLDG DEWTR BLDG-CENTRIFUGE 1	High Disruption. Operations in critical area lost. Significant Delay to restore.	In Service
SLDG DEWTR BLDG-CENTRIFUGE 2	High Disruption. Operations in critical area lost. Significant Delay to restore.	In Service
SLDG DEWTR BLDG-CENTRIFUGE 3	High Disruption. Operations in critical area lost. Significant Delay to restore.	In Service
SLDG DEWTR BLDG-CENTRIFUGE 4	High Disruption. Operations in critical area lost. Significant Delay to restore.	In Service
SLDG DEWTR BLDG-CENTRATE PUMP	High Disruption. Operations in critical area lost. Significant Delay to restore.	In Service
SLDG DEWTR BLDG-DEWATERED SLDG CONVEYOR 1 (SOUTH)	High Disruption. Operations in critical area lost. Significant Delay to restore.	In Service
SLDG DEWTR BLDG-DEWATERED SLDG CONVEYOR 2 (NORTH)	High Disruption. Operations in critical area lost. Significant Delay to restore.	In Service
SLDG DEWTR BLDG-SLUDGE PUMP 1 SYSTEM	High Disruption. Operations in critical area lost. Significant Delay to restore.	In Service
SLDG DEWTR BLDG-SLUDGE PUMP 1 HEADER	High Disruption. Operations in critical area lost. Significant Delay to restore.	In Service
SLDG DEWTR BLDG-SLUDGE PUMP 2 SYSTEM	High Disruption. Operations in critical area lost. Significant Delay to restore.	In Service
SLDG DEWTR BLDG-SLUDGE PUMP 2 HEADER SYSTEM	High Disruption. Operations in critical area lost. Significant Delay to restore.	In Service
SLDG DEWTR BLDG-SLUDGE PUMP 3 SYSTEM	High Disruption. Operations in critical area lost. Significant Delay to restore.	In Service
SLDG DEWTR BLDG-SLUDGE PUMP 3 HEADER SYSTEM	High Disruption. Operations in critical area lost. Significant Delay to restore.	In Service
SLDG DEWTR BLDG-SLUDGE PUMP 4 SYSTEM	High Disruption. Operations in critical area lost. Significant Delay to restore.	In Service
SLUDGE DEWATERING BLDG SEAL WATER SYSTEM	Moderate Disruption. Portion of Operations lost. Moderate delay to restore.	In Service
SLDG DEWTR BLDG-MOTOR CONTROL CENTER 1	High Disruption. Operations in critical area lost. Significant Delay to restore.	In Service
SLUDGE DEWATERING BLDG HOIST SYSTEM	High Disruption. Operations in critical area lost. Significant Delay to restore.	In Service
SLUDGE DEWATERING BUILDING INSTRUMENTATION SYSTEM	High Disruption. Operations in critical area lost. Significant Delay to restore.	In Service



SLDG DEWTR BLDG-POLYMER WATER BOOSTER PUMP 1	High Disruption. Operations in critical area lost. Significant Delay to restore.	In Service
SLDG DEWTR BLDG-POTABLE WATER SYSTEM	High Disruption. Operations in critical area lost. Significant Delay to restore.	In Service
SLUDGE DEWATERING BUILDING - FIRE ALARM PANEL		In Service
FILTRATE BLDG-SUMP PUMP 1	Moderate Disruption. Portion of Operations lost. Moderate delay to restore.	In Service
FILTRATE BLDG-SUMP PUMP 2	Moderate Disruption. Portion of Operations lost. Moderate delay to restore.	In Service
FILTRATE BLDG-FILTRATE LEVEL CONTROLLER	Hazard - Potential Safety, Health or Environment Issue. Failure without warning.	In Service
FILTRATE BLDG-FILTRATE SEAL WATER PUMP 1	Moderate Disruption. Portion of Operations lost. Moderate delay to restore.	In Service
FILTRATE BLDG-FILTRATE SEAL WATER PUMP 2	Moderate Disruption. Portion of Operations lost. Moderate delay to restore.	In Service
FILTRATE BLDG-FILTRATE FLOW METER	High Disruption. Operations in critical area lost. Significant Delay to restore.	In Service
FILTRATE BLDG-FILTRATE RETURN PUMP 1	High Disruption. Operations in critical area lost. Significant Delay to restore.	In Service
FILTRATE BLDG-FILTRATE RETURN PUMP 2	High Disruption. Operations in critical area lost. Significant Delay to restore.	In Service
FILTRATE BLDG-PANEL L LIGHTING	Hazard - Potential Safety, Health or Environment Issue. Failure without warning.	In Service
FILTRATE BUILDING - FIRE ALARM PANEL		In Service
SLUDGE STORAGE BLDG 1-COMPOST BLOWER	Moderate Disruption. Portion of Operations lost. Moderate delay to restore.	In Service
SLUDGE STORAGE BLDG 1-COMPOST BLOWER 1	Moderate Disruption. Portion of Operations lost. Moderate delay to restore.	In Service
SLUDGE STORAGE BLDG 1-COMPOST BLOWER 2	Moderate Disruption. Portion of Operations lost. Moderate delay to restore.	In Service
SLUDGE STORAGE BLDG 1-HAMMER MILL	Hazard - Potential Safety, Health or Environment Issue. Failure without warning.	In Service
SLUDGE STORAGE BLDG 1-PANEL E LIGHTING	Hazard - Potential Safety, Health or Environment Issue. Failure without warning.	In Service
SLUDGE STORAGE BUILDING 1 - FIRE ALARM PANEL		In Service
BOILER BLDG-MOTOR CONTROL CENTER	Hazard - Potential Safety, Health or Environment Issue. Failure without warning.	In Service
BOILER BLDG-STEPDOWN TRANSFORMER	Hazard - Potential Safety, Health or Environment Issue. Failure without warning.	In Service
BOILER BLDG-FIRE ALARM PANEL	Hazard - Potential Safety, Health or Environment Issue. Failure without warning.	In Service
CO-PLANT SANITARY-SUMP PUMP 1	High Disruption. Operations in critical area lost. Significant Delay to restore.	In Service
CO-PLANT SANITARY-SUMP PUMP 2	High Disruption. Operations in critical area lost. Significant Delay to restore.	In Service
CO-PLANT SANITARY-SUMP PUMP 3	High Disruption. Operations in critical area lost. Significant Delay to restore.	In Service
CO-PLANT SANITARY-SUMP PUMP 4	High Disruption. Operations in critical area lost. Significant Delay to restore.	In Service
CO-EXHAUST AIR-EXHAUST FAN 1	High Disruption. Operations in critical area lost. Significant Delay to restore.	In Service
CO-EXHAUST AIR-EXHAUST FAN 10	High Disruption. Operations in critical area lost. Significant Delay to restore.	In Service
CO-EXHAUST AIR-EXHAUST FAN 12	High Disruption. Operations in critical area lost. Significant Delay to restore.	In Service
CO-EXHAUST AIR-EXHAUST FAN 13	High Disruption. Operations in critical area lost. Significant Delay to restore.	In Service

CO-EXHAUST AIR-EXHAUST FAN 14	High Disruption. Operations in critical area lost. Significant Delay to restore.	In Service
CO-EXHAUST AIR-EXHAUST FAN 15	High Disruption. Operations in critical area lost. Significant Delay to restore.	In Service
CO-EXHAUST AIR-EXHAUST FAN 2	High Disruption. Operations in critical area lost. Significant Delay to restore.	In Service
CO-EXHAUST AIR-EXHAUST FAN 3	High Disruption. Operations in critical area lost. Significant Delay to restore.	In Service
CO-EXHAUST AIR-EXHAUST FAN 4	High Disruption. Operations in critical area lost. Significant Delay to restore.	In Service
CO-EXHAUST AIR-EXHAUST FAN 5	High Disruption. Operations in critical area lost. Significant Delay to restore.	In Service
CO-FRESH AIR-SUPPLY FAN	High Disruption. Operations in critical area lost. Significant Delay to restore.	In Service
CO-FRESH AIR-SUPPLY FAN 11	High Disruption. Operations in critical area lost. Significant Delay to restore.	In Service
CO-FRESH AIR-SUPPLY FAN 7	High Disruption. Operations in critical area lost. Significant Delay to restore.	In Service
CO-FRESH AIR-SUPPLY FAN 8	High Disruption. Operations in critical area lost. Significant Delay to restore.	In Service
CO-FRESH AIR-SUPPLY FAN 9	High Disruption. Operations in critical area lost. Significant Delay to restore.	In Service
CO-LIGHTING	Hazard - Potential Safety, Health or Environment Issue. Failure without warning.	In Service
CO-GAS-DIGESTER GAS METER	Hazard - Potential Safety, Health or Environment Issue. Failure without warning.	In Service
CO-GAS-DIGESTER GAS SUPPLY	High Disruption. Operations in critical area lost. Significant Delay to restore.	In Service
CO-GAS-GAS COMPRESSOR 1	High Disruption. Operations in critical area lost. Significant Delay to restore.	In Service
CO-GAS-GAS COMPRESSOR 2	High Disruption. Operations in critical area lost. Significant Delay to restore.	In Service
CO-GAS-GAS COMPRESSOR 3	High Disruption. Operations in critical area lost. Significant Delay to restore.	In Service
CO-NON POT WTR-EFFLUENT WATER SUPPLY	High Disruption. Operations in critical area lost. Significant Delay to restore.	In Service
CO-POWER GENERATION-ENGINE 4	High Disruption. Operations in critical area lost. Significant Delay to restore.	In Service
CO-POWER GENERATION-ENGINE 5	High Disruption. Operations in critical area lost. Significant Delay to restore.	In Service
CO-POWER GENERATION-MASTER CONTROL UNIT	Hazard - Potential Safety, Health or Environment Issue. Failure without warning.	In Service
CO-POWER GENERATION-SUPERIOR 1	High Disruption. Operations in critical area lost. Significant Delay to restore.	In Service
CO-POWER GENERATION-ENGINE 2	High Disruption. Operations in critical area lost. Significant Delay to restore.	In Service
CO-POWER GENERATION-ENGINE 3	High Disruption. Operations in critical area lost. Significant Delay to restore.	In Service
CO-HOT WATER-DIGESTER HOT WATER LOOP	High Disruption. Operations in critical area lost. Significant Delay to restore.	In Service
CO-HOT WATER-DIGESTER HOT WATER PUMP 1	High Disruption. Operations in critical area lost. Significant Delay to restore.	In Service
CO-HOT WATER-DIGESTER HOT WATER PUMP 2	High Disruption. Operations in critical area lost. Significant Delay to restore.	In Service
CO-HOT WATER-JACKET WATER MANIFOLD	High Disruption. Operations in critical area lost. Significant Delay to restore.	In Service
CO-HOT WATER-JACKET WATER THERMOSTAT 1	High Disruption. Operations in critical area lost. Significant Delay to restore.	In Service

CO-HOT WATER-JACKET WATER THERMOSTAT 2	High Disruption. Operations in critical area lost. Significant Delay to restore.	In Service
CO-HOT WATER-JACKET WATER THERMOSTAT 3	High Disruption. Operations in critical area lost. Significant Delay to restore.	In Service
CO-HOT WATER-JACKET WATER THERMOSTAT 4	High Disruption. Operations in critical area lost. Significant Delay to restore.	In Service
CO-POWER/SECONDARY-LIGHTING PANEL B	Hazard - Potential Safety, Health or Environment Issue. Failure without warning.	In Service
CO-POWER/SECONDARY-MOTOR CONTROL CENTER	Hazard - Potential Safety, Health or Environment Issue. Failure without warning.	In Service
CO-POWER/SECONDARY-MASTER CONTROL UNIT	Hazard - Potential Safety, Health or Environment Issue. Failure without warning.	In Service
CO-ENGINE ROOM HOIST	High Disruption. Operations in critical area lost. Significant Delay to restore.	In Service
CO-MECHANIC SHOP HOIST	High Disruption. Operations in critical area lost. Significant Delay to restore.	In Service
CO-POWER/PNEU-DIESEL ENGINE AIR START SYSTEM	Hazard - Potential Safety, Health or Environment Issue. Failure without warning.	In Service
CO-GENERATION BUILDING EMERGENCY POWER UPS		In Service
CO-HEAT EXCHANGE-DIG HOT WATER HEAT EXCHANGER 1	High Disruption. Operations in critical area lost. Significant Delay to restore.	In Service
CO-HEAT EXCHANGE-DIG HOT WATER HEAT EXCHANGER 2	High Disruption. Operations in critical area lost. Significant Delay to restore.	In Service
CO-HEAT EXCHANGE-GAS COMPRESSOR HEAT EXCHANGER 1	High Disruption. Operations in critical area lost. Significant Delay to restore.	In Service
CO-HEAT EXCHANGE-GAS COMPRESSOR HEAT EXCHANGER 2	High Disruption. Operations in critical area lost. Significant Delay to restore.	In Service
CO-WASTE PRODUCTS-WASTE OIL TANK	High Disruption. Operations in critical area lost. Significant Delay to restore.	In Service
CO-COOLING WATER-GAS COMP COOLING WATER PUMP 1	High Disruption. Operations in critical area lost. Significant Delay to restore.	In Service
CO-COOLING WATER-GAS COMP COOLING WATER PUMP 2	High Disruption. Operations in critical area lost. Significant Delay to restore.	In Service
CO-FIRE ALARM PANEL	Hazard - Potential Safety, Health or Environment Issue. Failure without warning.	In Service
CL2 BLDG-FIXED BREATHING AIR SYSTEM	Hazard - Potential Safety, Health or Environment Issue. Failure without warning.	In Service
CL2 BLDG-MOBILE BREATHING AIR SYSTEM	Hazard - Potential Safety, Health or Environment Issue. Failure without warning.	In Service
CL2 BLDG-SUMP PUMP 1	High Disruption. Operations in critical area lost. Significant Delay to restore.	In Service
CL2 BLDG-SUMP PUMP 2	High Disruption. Operations in critical area lost. Significant Delay to restore.	In Service
CL2 BLDG-AIR COMPRESSOR 1	High Disruption. Operations in critical area lost. Significant Delay to restore.	In Service
CL2 BLDG-EXHAUST FAN	High Disruption. Operations in critical area lost. Significant Delay to restore.	In Service
CL2 BLDG-SUPPLY FAN	High Disruption. Operations in critical area lost. Significant Delay to restore.	In Service
CL2 BLDG-LIGHTING	Hazard - Potential Safety, Health or Environment Issue. Failure without warning.	In Service
CL2 BLDG-FLUSHING WATER STRAINER	High Disruption. Operations in critical area lost. Significant Delay to restore.	In Service
CL2 BLDG-NON POTABLE FLUSHING WATER PUMP 1	High Disruption. Operations in critical area lost. Significant Delay to restore.	In Service
CL2 BLDG-NON POTABLE FLUSHING WATER PUMP 2	High Disruption. Operations in critical area lost. Significant Delay to restore.	In Service

CL2 BLDG-NON POTABLE FLUSHING WATER PUMP 3	High Disruption. Operations in critical area lost. Significant Delay to restore.	In Service
CL2 BLDG-NON POTABLE FLUSHING WATER PUMP 4	High Disruption. Operations in critical area lost. Significant Delay to restore.	In Service
CL2 BLDG-NON POTABLE FLUSHING WATER PUMP 5	High Disruption. Operations in critical area lost. Significant Delay to restore.	In Service
CL2 BLDG-NON POTABLE FLUSHING WATER PUMP 6	High Disruption. Operations in critical area lost. Significant Delay to restore.	In Service
CL2 BLDG-CHLORINE CONTACT CHAMBER	Hazard - Potential Safety, Health or Environment Issue. Failure without warning.	In Service
CL2 BLDG-CHLORINE CYLINDER SCALE 1	Hazard - Potential Safety, Health or Environment Issue. Failure without warning.	In Service
CL2 BLDG-CHLORINE CYLINDER SCALE 2	Hazard - Potential Safety, Health or Environment Issue. Failure without warning.	In Service
CL2 BLDG-CHLORINE CYLINDER SCALE 3	Hazard - Potential Safety, Health or Environment Issue. Failure without warning.	In Service
CL2 BLDG-CHLORINE CYLINDER SCALE 4	Hazard - Potential Safety, Health or Environment Issue. Failure without warning.	In Service
CL2 BLDG-CHLORINE EVAPORATOR 1	Hazard - Potential Safety, Health or Environment Issue. Failure without warning.	In Service
CL2 BLDG-CHLORINE EVAPORATOR 2	Hazard - Potential Safety, Health or Environment Issue. Failure without warning.	In Service
CL2 BLDG-CHLORINE EVAPORATOR 3	Hazard - Potential Safety, Health or Environment Issue. Failure without warning.	In Service
CL2 BLDG-CHLORINE EVAPORATOR 4	Hazard - Potential Safety, Health or Environment Issue. Failure without warning.	In Service
CL2 BLDG-CHLORINE EVAPORATOR 5	Hazard - Potential Safety, Health or Environment Issue. Failure without warning.	In Service
CL2 BLDG-CHLORINE EVAPORATOR 6	Hazard - Potential Safety, Health or Environment Issue. Failure without warning.	In Service
CL2 BLDG-CL2 EXPAN CHMB 1	Hazard - Potential Safety, Health or Environment Issue. Failure without warning.	In Service
CL2 BLDG-CL2 EXPAN CHMB 2	Hazard - Potential Safety, Health or Environment Issue. Failure without warning.	In Service
CL2 BLDG-CL2 EXPAN CHMB 3	Hazard - Potential Safety, Health or Environment Issue. Failure without warning.	In Service
CL2 BLDG-CL2 EXPAN CHMB 4	Hazard - Potential Safety, Health or Environment Issue. Failure without warning.	In Service
CL2 BLDG-CL2 EXPAN CHMB 5	Hazard - Potential Safety, Health or Environment Issue. Failure without warning.	In Service
CL2 BLDG-CL2 EXPAN CHMB 6	Hazard - Potential Safety, Health or Environment Issue. Failure without warning.	In Service
CL2 BLDG-CHLORINATOR 1	Hazard - Potential Safety, Health or Environment Issue. Failure without warning.	In Service
CL2 BLDG-CHLORINATOR 2	Hazard - Potential Safety, Health or Environment Issue. Failure without warning.	In Service
CL2 BLDG-CHLORINATOR 3	Hazard - Potential Safety, Health or Environment Issue. Failure without warning.	In Service
CL2 BLDG-CHLORINATOR 4	Hazard - Potential Safety, Health or Environment Issue. Failure without warning.	In Service
CL2 BLDG-CHLORINATOR 5	Hazard - Potential Safety, Health or Environment Issue. Failure without warning.	In Service
CL2 BLDG-CHLORINATOR 6	Hazard - Potential Safety, Health or Environment Issue. Failure without warning.	In Service
CL2 BLDG-CHLORINATOR 7	Hazard - Potential Safety, Health or Environment Issue. Failure without warning.	In Service
CL2 BLDG-CHLORINE INJECTION WATER PUMP 1	Hazard - Potential Safety, Health or Environment Issue. Failure without warning.	In Service

CL2 BLDG-CHLORINE INJECTION WATER PUMP 2	Hazard - Potential Safety, Health or Environment Issue. Failure without warning.	In Service
CL2 BLDG-CHLORINE INJECTION WATER PUMP 3	Hazard - Potential Safety, Health or Environment Issue. Failure without warning.	In Service
CL2 BLDG-CHLORINE INJECTION WATER PUMP 4	Hazard - Potential Safety, Health or Environment Issue. Failure without warning.	In Service
CL2 BLDG-CHLORINE SOLUTION FEED	Hazard - Potential Safety, Health or Environment Issue. Failure without warning.	In Service
CL2 BLDG-GAS CHLORINE FEED	Hazard - Potential Safety, Health or Environment Issue. Failure without warning.	In Service
CL2 BLDG-INJECTION WATER STRAINER	Hazard - Potential Safety, Health or Environment Issue. Failure without warning.	In Service
CL2 BLDG-LIQUID CHLORINE FEED	Hazard - Potential Safety, Health or Environment Issue. Failure without warning.	In Service
CL2 BLDG-LIGHTING PANEL B	Hazard - Potential Safety, Health or Environment Issue. Failure without warning.	In Service
CL2 BLDG-MOTOR CONTROL CENTER A	Hazard - Potential Safety, Health or Environment Issue. Failure without warning.	In Service
CL2 BLDG-MOTOR CONTROL CENTER B	Hazard - Potential Safety, Health or Environment Issue. Failure without warning.	In Service
CL2 BLDG-CHLORINE CYLINDER HOIST	Hazard - Potential Safety, Health or Environment Issue. Failure without warning.	In Service
CL2 BLDG-PUMP ROOM HOIST	Hazard - Potential Safety, Health or Environment Issue. Failure without warning.	In Service
CL2 BLDG-STORAGE ROOM HOIST	Hazard - Potential Safety, Health or Environment Issue. Failure without warning.	In Service
CL2 BLDG-CL2 ALARM	Hazard - Potential Safety, Health or Environment Issue. Failure without warning.	In Service
CL2 BLDG-CYLINDER AREA EYE WASH/SHOWER	Hazard - Potential Safety, Health or Environment Issue. Failure without warning.	In Service
CL2 BLDG-FIRE ALARM PANEL		In Service
OSHG BUILDING INSTRUMENTATION SYSTEM	High Disruption. Operations in critical area lost. Significant Delay to restore.	In Service
CL2 CONTACT CHMB 1-BASIN DEWATERING PUMP	Moderate Disruption. Portion of Operations lost. Moderate delay to restore.	In Service
CL2 CONTACT CHMB 1-STEPDOWN TRANSFORMER	Moderate Disruption. Portion of Operations lost. Moderate delay to restore.	In Service
CL2 CONTACT CHMB 3-STEPDOWN TRANSFORMER	Hazard - Potential Safety, Health or Environment Issue. Failure without warning.	In Service
CL2 CONTACT CHMB 4-BASIN DEWATERING PUMP	Moderate Disruption. Portion of Operations lost. Moderate delay to restore.	In Service
EFF PUMP STATION-EFFLUENT PUMP 1	Hazard - Potential Safety, Health or Environment Issue. Failure without warning.	In Service
EFF PUMP STATION-EFFLUENT PUMP 2	Hazard - Potential Safety, Health or Environment Issue. Failure without warning.	In Service
EFF PUMP STATION-EFFLUENT PUMP 3	Hazard - Potential Safety, Health or Environment Issue. Failure without warning.	In Service
EFF PUMP STATION-EFFLUENT PUMP 4	Hazard - Potential Safety, Health or Environment Issue. Failure without warning.	In Service
EFF PUMP STATION-EFFLUENT PUMP 5	Hazard - Potential Safety, Health or Environment Issue. Failure without warning.	In Service
EFF PUMP STATION-EFFLUENT PUMP 6	Hazard - Potential Safety, Health or Environment Issue. Failure without warning.	In Service
EFF PUMP STATION-EFFLUENT PUMP 7	Hazard - Potential Safety, Health or Environment Issue. Failure without warning.	In Service
EFF PUMP STATION-EFFLUENT PUMP 8	Hazard - Potential Safety, Health or Environment Issue. Failure without warning.	In Service



EFF PUMP STATION-EXHAUST FAN 20	Hazard - Potential Safety, Health or Environment Issue. Failure without warning.	In Service
EFF PUMP STATION-LIGHTING	Hazard - Potential Safety, Health or Environment Issue. Failure without warning.	In Service
EFF PUMP STATION-EFFLUENT PUMP 1	Hazard - Potential Safety, Health or Environment Issue. Failure without warning.	In Service
EFF PUMP STATION-EFFLUENT PUMP 2	Hazard - Potential Safety, Health or Environment Issue. Failure without warning.	In Service
EFF PUMP STATION-EFFLUENT PUMP 3	Hazard - Potential Safety, Health or Environment Issue. Failure without warning.	In Service
EFF PUMP STATION-EFFLUENT PUMP 4	Hazard - Potential Safety, Health or Environment Issue. Failure without warning.	In Service
EFF PUMP STATION-EFFLUENT PUMP 5	Hazard - Potential Safety, Health or Environment Issue. Failure without warning.	In Service
EFF PUMP STATION-EFFLUENT PUMP 6	Hazard - Potential Safety, Health or Environment Issue. Failure without warning.	In Service
EFF PUMP STATION-EFFLUENT PUMP 7	Hazard - Potential Safety, Health or Environment Issue. Failure without warning.	In Service
EFF PUMP STATION-EFFLUENT PUMP 8	Hazard - Potential Safety, Health or Environment Issue. Failure without warning.	In Service
EFF PUMP STATION-EFFLUENT PUMP 9	Hazard - Potential Safety, Health or Environment Issue. Failure without warning.	In Service
EFF PUMP STATION-EFFLUENT PUMP 10	Hazard - Potential Safety, Health or Environment Issue. Failure without warning.	In Service
EFF PUMP STATION-EFFLUENT PUMP 11		In Service
EFF PUMP STATION-EFFLUENT PUMP 12		In Service
EFF PUMP STATION-EFFLUENT SURGE TANK 1	Hazard - Potential Safety, Health or Environment Issue. Failure without warning.	In Service
EFF PUMP STATION-EFFLUENT SURGE TANK 2	Hazard - Potential Safety, Health or Environment Issue. Failure without warning.	In Service
EFF PUMP STATION-EFFLUENT SURGE TANK 3	Hazard - Potential Safety, Health or Environment Issue. Failure without warning.	In Service
EFF PUMP STATION-EFFLUENT SURGE TANK 4	Hazard - Potential Safety, Health or Environment Issue. Failure without warning.	In Service
EFF PUMP STATION-PROGRAM LOGIC CONTROLLER	Hazard - Potential Safety, Health or Environment Issue. Failure without warning.	In Service
EFF PUMP STATION-SWITCHGEAR 1	Hazard - Potential Safety, Health or Environment Issue. Failure without warning.	In Service
EFF PUMP STATION-SWITCHGEAR 2	Hazard - Potential Safety, Health or Environment Issue. Failure without warning.	In Service
EFF PUMP STATION-SWITCHGEAR 5	Hazard - Potential Safety, Health or Environment Issue. Failure without warning.	In Service
EFF PUMP STATION-SWITCHGEAR 6	Hazard - Potential Safety, Health or Environment Issue. Failure without warning.	In Service
EFF PUMP STATION-SWITCHGEAR 8	Hazard - Potential Safety, Health or Environment Issue. Failure without warning.	In Service
EFF PUMP STATION-AUTOMATIC TRANSFER SWITCH 1	Hazard - Potential Safety, Health or Environment Issue. Failure without warning.	In Service
EFF PUMP STATION-AUTOMATIC TRANSFER SWITCH 2	Hazard - Potential Safety, Health or Environment Issue. Failure without warning.	In Service
EFF PUMP STATION-AUTOMATIC TRANSFER SWITCH 3	Hazard - Potential Safety, Health or Environment Issue. Failure without warning.	In Service
EFF PUMP STATION-MOTOR CONTROL CENTER A	Hazard - Potential Safety, Health or Environment Issue. Failure without warning.	In Service
EFF PUMP STATION-MOTOR CONTROL CENTER B	Hazard - Potential Safety, Health or Environment Issue. Failure without warning.	In Service
EFF PUMP STATION-MOTOR CONTROL CENTER C	Hazard - Potential Safety, Health or Environment Issue. Failure without warning.	In Service

EFF PUMP STATION-MOTOR CONTROL CENTER D	Hazard - Potential Safety, Health or Environment Issue. Failure without warning.	In Service
EFF PUMP STATION-SWITCHGEAR BATTERY CHAR EAST	Hazard - Potential Safety, Health or Environment Issue. Failure without warning.	In Service
EFF PUMP STATION-SWITCHGEAR BATTERY CHAR WEST	Hazard - Potential Safety, Health or Environment Issue. Failure without warning.	In Service
EFF PUMP STATION-SWITCHGEAR 3	Hazard - Potential Safety, Health or Environment Issue. Failure without warning.	In Service
EFF PUMP STATION-SWITCHGEAR 4	Hazard - Potential Safety, Health or Environment Issue. Failure without warning.	In Service
EFF PUMP STATION-SWITCHGEAR 7	Hazard - Potential Safety, Health or Environment Issue. Failure without warning.	In Service
EFF PUMP STATION-SWITCHGEAR 8	Hazard - Potential Safety, Health or Environment Issue. Failure without warning.	In Service
EFF PUMP STATION-SWITCHGEAR 9	Hazard - Potential Safety, Health or Environment Issue. Failure without warning.	In Service
EFF PUMP STATION-EFFLUENT BLDG HOIST	Hazard - Potential Safety, Health or Environment Issue. Failure without warning.	In Service
EFFLUENT PUMP STATION BUILDING 1 EMERGENCY POWER UPS		In Service
EFF PUMP STATION-FIRE ALARM PANEL	Hazard - Potential Safety, Health or Environment Issue. Failure without warning.	In Service
EFFLUENT BLDG 2- FLOW METER SYSTEM	High Disruption. Operations in critical area lost. Significant Delay to restore.	In Service
EFF PUMP STATION 2-EFFLUENT PUMP 13	Hazard - Potential Safety, Health or Environment Issue. Failure without warning.	In Service
EFF PUMP STATION 2-EFFLUENT PUMP 14	Hazard - Potential Safety, Health or Environment Issue. Failure without warning.	In Service
EFF PUMP STATION 2-EFFLUENT PUMP 15	Hazard - Potential Safety, Health or Environment Issue. Failure without warning.	In Service
EFF PUMP STATION 2-EFFLUENT PUMP 16	Hazard - Potential Safety, Health or Environment Issue. Failure without warning.	In Service
EFF PUMP STATION 2-EFFLUENT PUMP 17	Hazard - Potential Safety, Health or Environment Issue. Failure without warning.	In Service
EFF PUMP STATION 2-EFFLUENT PUMP 18	Hazard - Potential Safety, Health or Environment Issue. Failure without warning.	In Service
EFF PUMP STATION 2-EFFLUENT BLDG #2 HOIST	Hazard - Potential Safety, Health or Environment Issue. Failure without warning.	In Service
EFFLUENT PUMP STATION BLDG 2-CHLORINE ANALYZER SYSTEM		In Service
EFFLUENT PUMP STATION BLDG 2-INSTRUMENTATION MONITORING SYSTEM		In Service
CL2 CONTACT CHMB 5	Moderate Disruption. Portion of Operations lost. Moderate delay to restore.	In Service
CL2 CONTACT CHMB 5 FLOW METER SYSTEM	Moderate Disruption. Portion of Operations lost. Moderate delay to restore.	In Service
CL2 CHAMBER 6	Moderate Disruption. Portion of Operations lost. Moderate delay to restore.	In Service
CL2 CHAMBER 7	Moderate Disruption. Portion of Operations lost. Moderate delay to restore.	In Service
CL2 CHAMBER 8	Moderate Disruption. Portion of Operations lost. Moderate delay to restore.	In Service
CL2 CHAMBER 9	Moderate Disruption. Portion of Operations lost. Moderate delay to restore.	In Service
CL2 CONTACT CHAMBER 9-CHLORINE ANALYZER 01		In Service
CL2 CONTACT CHAMBER 9-CHLORINE ANALYZER 02		In Service
TRANSFER PUMP STATION-EFFLUENT WET WELL		In Service
TRANSFER PUMP STATION-INFLUENT WET WELL		In Service



TRANSFER PUMP STATION-TRANSFER PUMP 01		In Service
TRANSFER PUMP STATION-TRANSFER PUMP 02		In Service
TRANSFER PUMP STATION-TRANSFER PUMP 03		In Service
TRANSFER PUMP STATION-TRANSFER PUMP 04		In Service
TRANSFER PUMP STATION-TRANSFER PUMP 05		In Service
TRANSFER PUMP STATION-TRANSFER PUMP 06		In Service
TRANSFER PUMP STATION-TRANSFER PUMP 07		In Service
TRANSFER PUMP STATION-TRANSFER PUMP ST CRANE		In Service
TRANSFER PUMP STATION - FIRE ALARM PANEL		In Service
F.O.G. BLDG-FINE BARSCREEN 1 EAST	High Disruption. Operations in critical area lost. Significant Delay to restore.	In Service
F.O.G. BLDG-COURSE BARSCREEN 1 WEST	High Disruption. Operations in critical area lost. Significant Delay to restore.	In Service
F.O.G. BLDG-FINE BARSCREEN 2 EAST	High Disruption. Operations in critical area lost. Significant Delay to restore.	In Service
F.O.G. BLDG-COURSE BARSCREEN 2 WEST	High Disruption. Operations in critical area lost. Significant Delay to restore.	In Service
F.O.G. BLDG-SCUM REMOVAL BARSCREENS	High Disruption. Operations in critical area lost. Significant Delay to restore.	In Service
F.O.G. BLDG-SCREW CONVEYOR 1 EAST	High Disruption. Operations in critical area lost. Significant Delay to restore.	In Service
F.O.G. BLDG-SCREW CONVEYOR 1 WEST	High Disruption. Operations in critical area lost. Significant Delay to restore.	In Service
F.O.G. BLDG-SCREW CONVEYOR 2 EAST	High Disruption. Operations in critical area lost. Significant Delay to restore.	In Service
F.O.G. BLDG-SCREW CONVEYOR 2 WEST	High Disruption. Operations in critical area lost. Significant Delay to restore.	In Service
F.O.G. BLDG-BARSCREEN VALVING SYSTEM	High Disruption. Operations in critical area lost. Significant Delay to restore.	In Service
F.O.G. BLDG-GRIT CLASSIFIER EAST 2	High Disruption. Operations in critical area lost. Significant Delay to restore.	In Service
F.O.G. BLDG-GRIT CLASSIFIER WEST 1	High Disruption. Operations in critical area lost. Significant Delay to restore.	In Service
F.O.G. BLDG-SCUM PUMPING SYSTEM	High Disruption. Operations in critical area lost. Significant Delay to restore.	In Service
F.O.G AND RESIDUAL MGMT BLDG HOIST SYSTEM	Hazard - Potential Safety, Health or Environment Issue. Failure without warning.	In Service
F.O.G. AND RESIDUALS MGMT BUILDING - FIRE ALARM PANEL		In Service
MAIN SWITCH BLDG-LIGHTING	Hazard - Potential Safety, Health or Environment Issue. Failure without warning.	In Service
MAIN SWITCH BLDG-MAIN SWITCHGEAR 13200V	Hazard - Potential Safety, Health or Environment Issue. Failure without warning.	In Service
MAIN SWITCH BLDG-MAIN SWITCHGEAR 13200 V	Hazard - Potential Safety, Health or Environment Issue. Failure without warning.	In Service
MAIN SWITCH BLDG-EMD GENERATOR B4	Hazard - Potential Safety, Health or Environment Issue. Failure without warning.	In Service
MAIN SWITCH BLDG-PANEL A	Hazard - Potential Safety, Health or Environment Issue. Failure without warning.	In Service
MAIN SWITCH BLDG-PANEL B	Hazard - Potential Safety, Health or Environment Issue. Failure without warning.	In Service
MAIN SWITCH BLDG-PANEL C	Hazard - Potential Safety, Health or Environment Issue. Failure without warning.	In Service
MAIN SWITCH BLDG-PANEL H	Hazard - Potential Safety, Health or Environment Issue. Failure without warning.	In Service
MAIN SWITCH BLDG-PANEL L	Hazard - Potential Safety, Health or Environment Issue. Failure without warning.	In Service

MAIN SWITCH BLDG-SWITCHGEAR 5	Hazard - Potential Safety, Health or Environment Issue. Failure without warning.	In Service
MAIN SWITCH BLDG-SWITCHGEAR 6	Hazard - Potential Safety, Health or Environment Issue. Failure without warning.	In Service
MAIN SWITCH BLDG-BATTERY BANK 1	Hazard - Potential Safety, Health or Environment Issue. Failure without warning.	In Service
MAIN SWITCH BLDG-BATTERY BANK 2	Hazard - Potential Safety, Health or Environment Issue. Failure without warning.	In Service
MAIN SWITCH BLDG-DIESEL ENGINE AIR START SYS	Hazard - Potential Safety, Health or Environment Issue. Failure without warning.	In Service
MAIN SWITCH BLDG-MAIN SWITCHGEAR 13200 V	Hazard - Potential Safety, Health or Environment Issue. Failure without warning.	In Service
MAIN SWITCH BLDG-AUXILIARY CUBICLE	Hazard - Potential Safety, Health or Environment Issue. Failure without warning.	In Service
MAIN SWITCH BLDG-EMERGENCY POWER TRANSF	Hazard - Potential Safety, Health or Environment Issue. Failure without warning.	In Service
MAIN SWITCH BLDG-GENERATOR 6	Hazard - Potential Safety, Health or Environment Issue. Failure without warning.	In Service
MAIN SWITCH BLDG-GENERATOR 2	Hazard - Potential Safety, Health or Environment Issue. Failure without warning.	In Service
MAIN SWITCH BLDG-GENERATOR 1	Hazard - Potential Safety, Health or Environment Issue. Failure without warning.	In Service
MAIN SWITCH BLDG-GENERATOR 3	Hazard - Potential Safety, Health or Environment Issue. Failure without warning.	In Service
MAIN SWITCH BLDG-GENERATOR 4	Hazard - Potential Safety, Health or Environment Issue. Failure without warning.	In Service
MAIN SWITCH BLDG-GENERATOR 5	Hazard - Potential Safety, Health or Environment Issue. Failure without warning.	In Service
MAIN SWITCH BLDG-PROGRAM LOGIC CONTROLLER	Hazard - Potential Safety, Health or Environment Issue. Failure without warning.	In Service
MAIN SWITCH BLDG-FIRE ALARM PANEL	Hazard - Potential Safety, Health or Environment Issue. Failure without warning.	In Service
SUBSTATION 01-SUBSTATION 01	Hazard - Potential Safety, Health or Environment Issue. Failure without warning.	In Service
SUBSTATION 01-SUBSTATION 01	Hazard - Potential Safety, Health or Environment Issue. Failure without warning.	In Service
SUB-STATION 01 - FIRE ALARM PANEL		In Service
SUBSTATION 02-SUBSTATION 02	Hazard - Potential Safety, Health or Environment Issue. Failure without warning.	In Service
SUBSTATION 02-SUBSTATION 02	Hazard - Potential Safety, Health or Environment Issue. Failure without warning.	In Service
SUB-STATION 02 - FIRE ALARM PANEL		In Service
SUBSTATION 03-SUBSTATION 03	Hazard - Potential Safety, Health or Environment Issue. Failure without warning.	In Service
SUB-STATION 03 - FIRE ALARM PANEL		In Service
SUBSTATION 04-SUBSTATION 04	Hazard - Potential Safety, Health or Environment Issue. Failure without warning.	In Service
SUB-STATION 04 - FIRE ALARM PANEL		In Service
SUBSTATION 05-SUBSTATION 05	Hazard - Potential Safety, Health or Environment Issue. Failure without warning.	In Service
SUB-STATION 05 - FIRE ALARM PANEL		In Service
SUBSTATION 06-SUBSTATION 06	Hazard - Potential Safety, Health or Environment Issue. Failure without warning.	In Service
SUB-STATION 06 - FIRE ALARM PANEL		In Service
SUBSTATION 07-SUBSTATION 07	Hazard - Potential Safety, Health or Environment Issue. Failure without warning.	In Service

SUBSTATION 07A-SUBSTATION 07A	Hazard - Potential Safety, Health or Environment Issue. Failure without warning.	In Service
SUBSTATION 07-SUBSTATION 07	Hazard - Potential Safety, Health or Environment Issue. Failure without warning.	In Service
SUBSTATION 07A-SUBSTATION 07A	Hazard - Potential Safety, Health or Environment Issue. Failure without warning.	In Service
SUB-STATION 07 - FIRE ALARM PANEL		In Service
SUBSTATION 08-SUBSTATION 08	Hazard - Potential Safety, Health or Environment Issue. Failure without warning.	In Service
SUBSTATION 08A-SUBSTATION 08A	Hazard - Potential Safety, Health or Environment Issue. Failure without warning.	In Service
SUBSTATION 08-SUBSTATION 08	Hazard - Potential Safety, Health or Environment Issue. Failure without warning.	In Service
SUBSTATION 08A-SUBSTATION 08A	Hazard - Potential Safety, Health or Environment Issue. Failure without warning.	In Service
SUB-STATION 08 - FIRE ALARM PANEL		In Service
SUBSTATION 09-SUBSTATION 09	Hazard - Potential Safety, Health or Environment Issue. Failure without warning.	In Service
SUBSTATION 09-SUBSTATION 09	Hazard - Potential Safety, Health or Environment Issue. Failure without warning.	In Service
SUB-STATION 09 - FIRE ALARM PANEL		In Service
SUBSTATION 10-SUBSTATION 10	Hazard - Potential Safety, Health or Environment Issue. Failure without warning.	In Service
SUBSTATION 10-SUBSTATION 10	Hazard - Potential Safety, Health or Environment Issue. Failure without warning.	In Service
SUB-STATION 10 - FIRE ALARM PANEL		In Service
SUBSTATION 11-SUBSTATION 11	Hazard - Potential Safety, Health or Environment Issue. Failure without warning.	In Service
SUBSTATION 11-SUBSTATION 11	Hazard - Potential Safety, Health or Environment Issue. Failure without warning.	In Service
SUB-STATION 11 - FIRE ALARM PANEL		In Service
SUBSTATION 12-SUBSTATION 12	Hazard - Potential Safety, Health or Environment Issue. Failure without warning.	In Service
SUBSTATION 12-SUBSTATION 12	Hazard - Potential Safety, Health or Environment Issue. Failure without warning.	In Service
SUB-STATION 12 - FIRE ALARM PANEL		In Service
SUBSTATION 13-SUBSTATION 13	Hazard - Potential Safety, Health or Environment Issue. Failure without warning.	In Service
SUBSTATION 13A-SUBSTATION 13A	Hazard - Potential Safety, Health or Environment Issue. Failure without warning.	In Service
SUBSTATION 14-SUBSTATION 14	Hazard - Potential Safety, Health or Environment Issue. Failure without warning.	In Service
SUBSTATION 14A-SUBSTATION 14A	Hazard - Potential Safety, Health or Environment Issue. Failure without warning.	In Service
SUB-STATION 14 - FIRE ALARM PANEL		In Service
SUBSTATION 15-SUBSTATION 15	Hazard - Potential Safety, Health or Environment Issue. Failure without warning.	In Service
SUBSTATION 15-SUBSTATION 15	Hazard - Potential Safety, Health or Environment Issue. Failure without warning.	In Service
SUB-STATION 15 - FIRE ALARM PANEL		In Service
SUBSTATION 16-SUBSTATION 16	Hazard - Potential Safety, Health or Environment Issue. Failure without warning.	In Service
SUBSTATION 16-SUBSTATION 16	Hazard - Potential Safety, Health or Environment Issue. Failure without warning.	In Service
SUB-STATION 16 - FIRE ALARM PANEL		In Service
SUBSTATION 17-SUBSTATION 17	Hazard - Potential Safety, Health or Environment Issue. Failure without warning.	In Service

SUBSTATION 17-SUBSTATION 17	Hazard - Potential Safety, Health or Environment Issue. Failure without warning.	In Service
SUB-STATION 17 - FIRE ALARM PANEL		In Service
SUBSTATION 18-SUBSTATION 18	Hazard - Potential Safety, Health or Environment Issue. Failure without warning.	In Service
SUBSTATION 18-SUBSTATION 18	Hazard - Potential Safety, Health or Environment Issue. Failure without warning.	In Service
SUB-STATION 18 - FIRE ALARM PANEL		In Service
SUB-STATION 19 - FIRE ALARM PANEL		In Service
SUBSTATION 20-SUBSTATION 20	Hazard - Potential Safety, Health or Environment Issue. Failure without warning.	In Service
SUB-STATION 20 - FIRE ALARM PANEL		In Service
SUB-STATION 07A - FIRE ALARM PANEL		In Service
SUBSTATION 08A-SUBSTATION 08A	Hazard - Potential Safety, Health or Environment Issue. Failure without warning.	In Service
SUB-STATION 08A - FIRE ALARM PANEL		In Service
SUB-STATION 13A - FIRE ALARM PANEL		In Service
SUB-STATION 14A - FIRE ALARM PANEL		In Service
FUEL STORAGE TANK-DIESEL FUEL TRANSFER	Hazard - Potential Safety, Health or Environment Issue. Failure without warning.	In Service
FUEL STORAGE TANK-DIESEL FUEL TRANSFER PUMP 1	Hazard - Potential Safety, Health or Environment Issue. Failure without warning.	In Service
FUEL STORAGE TANK-DIESEL FUEL TRANSFER PUMP 2	Hazard - Potential Safety, Health or Environment Issue. Failure without warning.	In Service
FUEL STORAGE TANK-FUEL STORAGE TANK 1	Hazard - Potential Safety, Health or Environment Issue. Failure without warning.	In Service
FUEL STORAGE TANK-FUEL STORAGE TANK 2	Hazard - Potential Safety, Health or Environment Issue. Failure without warning.	In Service
FUEL STORAGE TANK-FUEL STORAGE TANK 3	Hazard - Potential Safety, Health or Environment Issue. Failure without warning.	In Service
FUEL STORAGE TANK-FUEL STORAGE TANK 4	Hazard - Potential Safety, Health or Environment Issue. Failure without warning.	In Service
FUEL STORAGE TANK-FUEL STORAGE TANK 5	Hazard - Potential Safety, Health or Environment Issue. Failure without warning.	In Service
FUEL STORAGE TANK-PUMP PIT SUMP PUMP	Hazard - Potential Safety, Health or Environment Issue. Failure without warning.	In Service
FUEL STORAGE TANK-WATER/FUEL SEPARATOR SUMP PUMP	Hazard - Potential Safety, Health or Environment Issue. Failure without warning.	In Service
FUEL STORAGE TANK-WATER/FUEL SEPARATOR TANK	Hazard - Potential Safety, Health or Environment Issue. Failure without warning.	In Service
FUEL STORAGE TANK AREA 1 (EMDS 1-6) - FIRE ALARM PANEL		In Service
EMD DIESEL ENGINE-DIESEL FUEL TRANSFER	Hazard - Potential Safety, Health or Environment Issue. Failure without warning.	In Service
INJECTION WELL 01-INJECTION WELL 01	Hazard - Potential Safety, Health or Environment Issue. Failure without warning.	In Service
INJECTION WELL 01-STEPDOWN TRANSFORMER	Hazard - Potential Safety, Health or Environment Issue. Failure without warning.	In Service
INJECTION WELL 01-CHLORINE ANALYZER 01		In Service
INJECTION WELL 02-INJECTION WELL 02	Hazard - Potential Safety, Health or Environment Issue. Failure without warning.	In Service
INJECTION WELL 2-STEPDOWN TRANSFORMER	Hazard - Potential Safety, Health or Environment Issue. Failure without warning.	In Service
INJECTION WELL 03-INJECTION WELL 03	Hazard - Potential Safety, Health or Environment Issue. Failure without warning.	In Service
INJECTION WELL 03-INJECTION WELL SAMPLE PUMP	Hazard - Potential Safety, Health or Environment Issue. Failure without warning.	In Service



INJECTION WELL 14-STEPDOWN TRANSFORMER	Hazard - Potential Safety, Health or Environment Issue. Failure without warning.	In Service
INJECTION WELL 15-INJECTION WELL 15	Hazard - Potential Safety, Health or Environment Issue. Failure without warning.	In Service
INJECTION WELL 15-STEPDOWN TRANSFORMER	Hazard - Potential Safety, Health or Environment Issue. Failure without warning.	In Service
INJECTION WELL 16-INJECTION WELL 16	Hazard - Potential Safety, Health or Environment Issue. Failure without warning.	In Service
INJECTION WELL 16-STEPDOWN TRANSFORMER	Hazard - Potential Safety, Health or Environment Issue. Failure without warning.	In Service
INJECTION WELL 17-INJECTION WELL 17	Hazard - Potential Safety, Health or Environment Issue. Failure without warning.	In Service
INJECTION WELL 17-STEPDOWN TRANSFORMER	Hazard - Potential Safety, Health or Environment Issue. Failure without warning.	In Service
EFF REUSE FLTRS-EFF REUSE FILTER AIR COMPRESSOR 1	Failure should not affect of Safety, Health, Environment or Operations.	In Service
EFF REUSE FLTRS-EFF REUSE FILTER AIR COMPRESSOR 12	Failure should not affect of Safety, Health, Environment or Operations.	In Service
EFF REUSE FLTRS-EFF REUSE FILTER AIR COMPRESSOR 2	Failure should not affect of Safety, Health, Environment or Operations.	In Service
EFF REUSE FLTRS-EFF REUSE CL2 CONTACT CHAMBER 1	Failure should not affect of Safety, Health, Environment or Operations.	In Service
EFF REUSE FLTRS-EFF REUSE CL2 CONTACT CHAMBER 2	Failure should not affect of Safety, Health, Environment or Operations.	In Service
EFF REUSE FLTRS-EFF REUSE DISCHARGE FLOW METER	Failure should not affect of Safety, Health, Environment or Operations.	In Service
EFF REUSE FLTRS-EFFLUENT REUSE FILTER 1	Failure should not affect of Safety, Health, Environment or Operations.	In Service
EFF REUSE FLTRS-EFFLUENT REUSE FILTER 12	Failure should not affect of Safety, Health, Environment or Operations.	In Service
EFF REUSE FLTRS-EFFLUENT REUSE FILTER 2	Failure should not affect of Safety, Health, Environment or Operations.	In Service
EFF REUSE FLTRS-EFFLUENT REUSE FILTER 3	Failure should not affect of Safety, Health, Environment or Operations.	In Service
EFF REUSE FLTRS-EFFLUENT REUSE FILTER 34	Failure should not affect of Safety, Health, Environment or Operations.	In Service
EFF REUSE FLTRS-EFFLUENT REUSE FILTER 4	Failure should not affect of Safety, Health, Environment or Operations.	In Service
EFF REUSE FLTRS-EFF REUSE FILTER FLOW CONTROL	Failure should not affect of Safety, Health, Environment or Operations.	In Service
EFF REUSE FLTRS-EFF REUSE PUMP 1	Failure should not affect of Safety, Health, Environment or Operations.	In Service
EFF REUSE FLTRS-EFF REUSE PUMP 2	Failure should not affect of Safety, Health, Environment or Operations.	In Service
EFF REUSE FLTRS-EFF REUSE PUMP 3	Failure should not affect of Safety, Health, Environment or Operations.	In Service
EFF REUSE FLTRS-EFF REUSE PUMP 4	Failure should not affect of Safety, Health, Environment or Operations.	In Service
EFF REUSE FLTRS-EFF REUSE PUMP 5	Failure should not affect of Safety, Health, Environment or Operations.	In Service
EFF REUSE FLTRS-EFF REUSE PUMP STATION	Failure should not affect of Safety, Health, Environment or Operations.	In Service
EFF REUSE FLTRS-EFF REUSE H2O STORAGE CHAMBER 1	Failure should not affect of Safety, Health, Environment or Operations.	In Service
EFF REUSE FLTRS-EFF REUSE H2O STORAGE CHMB 1 2	Failure should not affect of Safety, Health, Environment or Operations.	In Service
EFF REUSE FLTRS-EFF REUSE H2O STORAGE CHAMBER 2	Failure should not affect of Safety, Health, Environment or Operations.	In Service

EFFLUENT REUSE FILTRATION - FIRE ALARM PANEL		In Service
LIFT STATION FILTER POLY/ELEC BLDG ELECTRICAL SYS	Hazard - Potential Safety, Health or Environment Issue. Failure without warning.	In Service
LIFT STATION FILTER POLY/ELEC BLDG-MAIN PUMP 1	Hazard - Potential Safety, Health or Environment Issue. Failure without warning.	In Service
LIFT STATION FILTER POLY/ELEC BLDG-MAIN PUMP 2	Hazard - Potential Safety, Health or Environment Issue. Failure without warning.	In Service
LIFT STATION FILTER POLY/ELEC BLDG-VALVE PIT	Hazard - Potential Safety, Health or Environment Issue. Failure without warning.	In Service
LIFT STATION FILTER POLY/ELEC BLDG-WET WELL		In Service
O2 PLANT 1-MOTOR CONTROL CENTER 1	Hazard - Potential Safety, Health or Environment Issue. Failure without warning.	In Service
O2 PLANT 1-PLANT 1	Hazard - Potential Safety, Health or Environment Issue. Failure without warning.	In Service
O2 PLANT 1-PLANT 1	Hazard - Potential Safety, Health or Environment Issue. Failure without warning.	In Service
O2 PLANT 1-PLANT 1	Hazard - Potential Safety, Health or Environment Issue. Failure without warning.	In Service
O2 PLANT 1-PLANT 1	Hazard - Potential Safety, Health or Environment Issue. Failure without warning.	In Service
O2 PLANT 1-PLANT 1	Hazard - Potential Safety, Health or Environment Issue. Failure without warning.	In Service
O2 PLANT 1-PLANT 1	Hazard - Potential Safety, Health or Environment Issue. Failure without warning.	In Service
O2 PLANT 1-PLANT 1	Hazard - Potential Safety, Health or Environment Issue. Failure without warning.	In Service
O2 PLANT 1-PLANT 1	Hazard - Potential Safety, Health or Environment Issue. Failure without warning.	In Service
CONTROL BLDG-LIGHTING	Hazard - Potential Safety, Health or Environment Issue. Failure without warning.	In Service
CONTROL BLDG-SAMPLE PUMP 1	Hazard - Potential Safety, Health or Environment Issue. Failure without warning.	In Service
CONTROL BLDG-SAMPLE PUMP 2	Hazard - Potential Safety, Health or Environment Issue. Failure without warning.	In Service
CONTROL BLDG-CONTROL PANEL 1D	Hazard - Potential Safety, Health or Environment Issue. Failure without warning.	In Service
CONTROL BLDG-CONTROL PANEL D	Hazard - Potential Safety, Health or Environment Issue. Failure without warning.	In Service
CONTROL BLDG-LIGHTING PANEL E	Hazard - Potential Safety, Health or Environment Issue. Failure without warning.	In Service
CONTROL BLDG-MOTOR CONTROL CENTER D	Hazard - Potential Safety, Health or Environment Issue. Failure without warning.	In Service
CONTROL BLDG-MOTOR CONTROL CENTER E	Hazard - Potential Safety, Health or Environment Issue. Failure without warning.	In Service
UNOX CONTROL BUILDING 1-4 - FIRE ALARM PANEL		In Service
MAIN SWITCH BLDG 2 - LIGHTING SYS	Hazard - Potential Safety, Health or Environment Issue. Failure without warning.	In Service
MAIN SWITCH BLDG 2-GENERATOR BATTERY BANK SYSTEM	Hazard - Potential Safety, Health or Environment Issue. Failure without warning.	In Service
MAIN SWITCH BLDG 2-SWITCHGEAR BATTERY BANK 2 SYS	Hazard - Potential Safety, Health or Environment Issue. Failure without warning.	In Service
MAIN SWITCHGEAR BLDG 2 HOIST SYSTEM		In Service
MAIN SWITCH BLDG 2-DIESEL ENGINE AIR START SYS	Hazard - Potential Safety, Health or Environment Issue. Failure without warning.	In Service
MAIN SWITCH BLDG 2-GENERATOR 1 SYS	Hazard - Potential Safety, Health or Environment Issue. Failure without warning.	In Service
MAIN SWITCH BLDG 2-GENERATOR 2 SYS	Hazard - Potential Safety, Health or Environment Issue. Failure without warning.	In Service
MAIN SWITCH BLDG 2-GENERATOR 3 SYS	Hazard - Potential Safety, Health or Environment Issue. Failure without warning.	In Service

MAIN SWITCH BLDG 2-GENERATOR 4 SYS	Hazard - Potential Safety, Health or Environment Issue. Failure without warning.	In Service
MAIN SWITCH BLDG 2-GENERATOR 5 SYS	Hazard - Potential Safety, Health or Environment Issue. Failure without warning.	In Service
MAIN SWITCH BLDG 2-GENERATOR 6 SYS	Hazard - Potential Safety, Health or Environment Issue. Failure without warning.	In Service
MAIN SWITCH BLDG 2-GENERATOR 7 SYS	Hazard - Potential Safety, Health or Environment Issue. Failure without warning.	In Service
MAIN SWITCH BLDG 2-FIRE ALARM PANEL SYS	Hazard - Potential Safety, Health or Environment Issue. Failure without warning.	In Service
SUB-STATION 31 AND 32 - FIRE ALARM PANEL		In Service
FUEL STOR TANKS-DIESEL FUEL TRANSFER BOOM	Hazard - Potential Safety, Health or Environment Issue. Failure without warning.	In Service
FUEL STOR TANK-FUEL STORAGE TANK 1 SYSTEM	Hazard - Potential Safety, Health or Environment Issue. Failure without warning.	In Service
FUEL STOR TANK-FUEL STORAGE TANK 2 SYSTEM	Hazard - Potential Safety, Health or Environment Issue. Failure without warning.	In Service
FUEL STOR TANK-FUEL STORAGE TANK 3 SYSTEM	Hazard - Potential Safety, Health or Environment Issue. Failure without warning.	In Service
FUEL STOR TANK-FUEL STORAGE TANK 4 SYSTEM	Hazard - Potential Safety, Health or Environment Issue. Failure without warning.	In Service
EMD DIESEL ENGINE-DIESEL FUEL METER SYSTEM	Hazard - Potential Safety, Health or Environment Issue. Failure without warning.	In Service
EMD DIESEL ENGINES -DIESEL FUEL TRANSFER PUMP 1 SYSTEM	Hazard - Potential Safety, Health or Environment Issue. Failure without warning.	In Service
EMD DIESEL ENGINES -DIESEL FUEL TRANSFER PUMP 2 SYSTEM	Hazard - Potential Safety, Health or Environment Issue. Failure without warning.	In Service
EMD DIESEL ENGINES -DIESEL FUEL TRANSFER PUMP 3 SYSTEM	Hazard - Potential Safety, Health or Environment Issue. Failure without warning.	In Service
EMD DIESEL ENGINES -DIESEL FUEL TRANSFER PUMP 4 SYSTEM	Hazard - Potential Safety, Health or Environment Issue. Failure without warning.	In Service
EMD DIESEL ENGINE-DIESEL FUEL TRANSFER UNLOADING SYSTEM	Hazard - Potential Safety, Health or Environment Issue. Failure without warning.	In Service
O2 PLANT 2-MOTOR CONTROL CENTER 2	Hazard - Potential Safety, Health or Environment Issue. Failure without warning.	In Service
O2 PLANT 2-PLANT 2	Hazard - Potential Safety, Health or Environment Issue. Failure without warning.	In Service
O2 PLANT 2-PLANT 2	Hazard - Potential Safety, Health or Environment Issue. Failure without warning.	In Service
O2 PLANT 2-PLANT 2	Hazard - Potential Safety, Health or Environment Issue. Failure without warning.	In Service
O2 PLANT 2-PLANT 2	Hazard - Potential Safety, Health or Environment Issue. Failure without warning.	In Service
O2 PLANT 2-PLANT 2	Hazard - Potential Safety, Health or Environment Issue. Failure without warning.	In Service
O2 PLANT 2-PLANT 2	Hazard - Potential Safety, Health or Environment Issue. Failure without warning.	In Service
O2 PLANT 2-PLANT 2	Hazard - Potential Safety, Health or Environment Issue. Failure without warning.	In Service
O2 PLANT 2-PLANT 2	Hazard - Potential Safety, Health or Environment Issue. Failure without warning.	In Service
CONTROL BUILDING 5-8-LIGHTING	Hazard - Potential Safety, Health or Environment Issue. Failure without warning.	In Service
CONTROL BUILDING 5-8-UNOX SAMPLE PUMP 1	Hazard - Potential Safety, Health or Environment Issue. Failure without warning.	In Service
CONTROL BUILDING 5-8-UNOX SAMPLE PUMP 2	Hazard - Potential Safety, Health or Environment Issue. Failure without warning.	In Service
CONTROL BUILDING 5-8-MOTOR CONTROL CNTR F UNOX 5/6	Hazard - Potential Safety, Health or Environment Issue. Failure without warning.	In Service



CONTROL BUILDING 5-8-MOTOR CONTROL CNTR G UNOX 7/8	Hazard - Potential Safety, Health or Environment Issue. Failure without warning.	In Service
CONTROL BUILDING 5-8-STEPDOWN TRANSFORMER	Hazard - Potential Safety, Health or Environment Issue. Failure without warning.	In Service
UNOX CONTROL BUILDING 5-8 - FIRE ALARM PANEL		In Service
O2 PLANT 3-MOTOR CONTROL CENTER 4	Hazard - Potential Safety, Health or Environment Issue. Failure without warning.	In Service
O2 PLANT 3-MOTOR CONTROL CENTER 6	Hazard - Potential Safety, Health or Environment Issue. Failure without warning.	In Service
O2 PLANT 3-PLANT 3	Hazard - Potential Safety, Health or Environment Issue. Failure without warning.	In Service
O2 PLANT 3-PLANT 3	Hazard - Potential Safety, Health or Environment Issue. Failure without warning.	In Service
O2 PLANT 3-PLANT 3	Hazard - Potential Safety, Health or Environment Issue. Failure without warning.	In Service
O2 PLANT 3-PLANT 3	Hazard - Potential Safety, Health or Environment Issue. Failure without warning.	In Service
O2 PLANT 3-PLANT 3	Hazard - Potential Safety, Health or Environment Issue. Failure without warning.	In Service
O2 PLANT 3-PLANT 3	Hazard - Potential Safety, Health or Environment Issue. Failure without warning.	In Service
O2 PLANT 3-PLANT 3	Hazard - Potential Safety, Health or Environment Issue. Failure without warning.	In Service
O2 PLANT 3-PLANT 3	Hazard - Potential Safety, Health or Environment Issue. Failure without warning.	In Service

# APPENDIX F

## Florida Administrative Code for WWTP Operator Certification

## Florida DEP WWTP Operator Requirements

### **62-699.310 Classification and Staffing of Domestic Wastewater or Water Treatment Plants and Water Distribution Systems.**

This section applies to all domestic wastewater treatment plant permittees and to all suppliers of water except those who own or operate a transient non-community water system (TWS) using only ground water as a source of supply and serving only religious institutions, or businesses, other than public food service establishments as defined and regulated under Chapter 381, 500, or 509, F.S., and other than religious institutions with school or daycare services. Licensed operators are not required for TWSs using only ground water as a source of supply and serving only religious institutions, or businesses, other than public food service establishments and other than religious institutions with school or daycare services.

(1) Domestic wastewater treatment plant permittees and suppliers of water shall employ only persons appropriately licensed under Chapter 62-602, F.A.C., to be in on-site charge of the operation, supervision, or maintenance of a domestic wastewater or water treatment plant during any part of any day. Suppliers of water shall employ only persons appropriately licensed under Chapter 62-602, F.A.C., to be in on-site charge of any water distribution system operation or maintenance activity that may affect water quality or quantity and that is listed in Footnote 1 under the tables in subparagraphs 62-699.310(2)(f)1. and 2., F.A.C.

(2) Permittees and suppliers of water shall employ licensed operators on-site at their domestic wastewater or water treatment plant(s) to fulfill the time and visit requirements specified in paragraphs (a) through (e) below. Suppliers of water shall employ licensed operators to staff their water distribution system as specified in paragraph (f) below.

(a) Classification and Staffing Requirements for Domestic Wastewater Treatment Plants Other than Those Discussed Separately in Paragraphs (b) Through (d) Below. Refer to tables 1. through 4. below and determine the classification and staffing requirements for each domestic wastewater treatment plant using the following two-step procedure: first determine the category of the plant and then, within that category, determine the classification and staffing requirements for the plant. Determine the plant category by identifying the highest category in tables 1.

through 4. listing one or more of the plant's treatment processes, with Category I being the highest category and Category IV being the lowest category. Determine the plant classification and staffing requirements within the determined plant category by using the permitted capacity of the plant. Class A is the highest possible plant classification, and Class D is the lowest possible plant classification.

**62-699.311 Additional Classification and Staffing Requirements.**

(1) An operator meeting the lead/chief operator class for the treatment plant shall be available during all periods of domestic wastewater or water treatment plant operation, and an operator meeting the lead/chief operator level or class for the water distribution system shall be available during all periods of distribution system operation. "Available" means able to be contacted as needed to initiate the appropriate action in a timely manner.

(2) A daily check of each Class C or D domestic wastewater treatment plant shall be performed by the permittee, or his or her representative or agent, each day the plant is in operation or 5 days per week, whichever is less. The daily check of a plant shall include on-site observation of the plant to verify that it is functioning and may include the taking of readings or samples or the performing of tests or measurements; and the daily check of a plant shall be noted in the operation and maintenance log required under subsection 62-602.650(4), F.A.C. A daily visit, or daily staffing, of a plant by an appropriately licensed operator fulfills the requirement for a daily check of the plant. Nothing in this subsection (2) shall be construed as allowing anyone to perform compliance tests for domestic wastewater unless he or she meets applicable qualification requirements in subsection 62-601.400(3), F.A.C.

(3) Checks of water treatment plants shall be performed by suppliers of water, or their representatives or agents, as described in paragraphs (a) and (b) below. Each plant check shall be noted in the plant's operation and maintenance log required under paragraph 62-555.350(12)(a), F.A.C., or subsection 62-602.650(4), F.A.C. Nothing in this subsection (3) shall be construed as allowing anyone to perform compliance measurements for drinking water unless he or she meets applicable qualification requirements in subsection 62-550.550(1) or (2), F.A.C.

(a) For each water treatment plant that is part of a community or non-transient non-community water system or is part of a transient non-community water system subject to operator staffing requirements under Rule 62-699.310, F.A.C., the supplier of water, or the supplier's representative or agent, shall check the plant on each day when one or more plant measurements are required under Chapter 62-550 or 62-555, F.A.C., but the plant is not staffed by a licensed operator. Each plant check shall include on-site observation of the plant to verify it is functioning and shall include performance of the one or more plant measurements required under Chapter 62-550 or 62-555, F.A.C.

(b) For each water treatment plant that is part of a transient non-community water system not subject to operator staffing requirements under Rule 62-699.310, F.A.C., the supplier of water, or the supplier's representative or agent, shall check the plant each day the plant serves water to the public or two days per week, whichever is less. Also, the supplier of water, or the supplier's representative or agent, shall check the plant on any additional days when one or more plant measurements are required under Chapter 62-550 or 62-555, F.A.C. Each plant check shall include on-site observation of the plant to verify it is functioning, shall include performance of any plant measurement required under Chapter 62-550 or 62-555, F.A.C., and can include measurement of the residual disinfectant concentration at the remote point in the water distribution system as required under subsection 62-555.350(6), F.A.C.

(4) A Class D operator shall be the lead/chief operator of no more than one domestic wastewater treatment plant plus one water treatment plant and distribution system except in cases where multiple plants and distribution systems are under the same ownership. In those cases where the plants and distribution systems are all under the same ownership, a Class D operator may be the lead/chief operator of as many as five domestic wastewater treatment plants, as many as five water treatment plants and distribution systems, or any combination of domestic wastewater treatment plants plus water treatment plants and distribution systems totaling five.

(5) Upon written request by the permittee or supplier of water, the Department shall approve in writing, in accordance with paragraph (a) or (b) below, reduction in staffing requirements under paragraph 62-699.310(2)(a) or (e), F.A.C., for proposed new domestic wastewater or water

treatment plants that are under an electronic surveillance system, automatic control system, or electronic control system and for existing domestic wastewater or water treatment plants that are under an electronic surveillance system, automatic control system, or electronic control system and that have been in compliance with applicable water quality standards and applicable operation and maintenance requirements for the past year. However, if the Department approves a reduction in staffing requirements under this subsection and the plant's electronic surveillance system, automatic control system, or electronic control system subsequently malfunctions or fails, the Department's approval of reduced staffing requirements shall be considered temporarily revoked while the plant's electronic surveillance system, automatic control system, or electronic control system is not functioning properly.

(a) For plants that are under an electronic surveillance system or automatic control system, staffing requirements shall be reduced as follows:

1. Staffing for a Class A plant shall be reduced to no less than staffing by a Class C or higher operator 12 hours/day for 7 days/week with the 12 hours/day of staffing occurring during the 12-hour period of greatest influent flow or water production. The class of the lead/chief operator shall not be reduced.

2. Staffing for a Class B plant shall be reduced to no less than staffing by a Class C or higher operator 8 hours/day for 7 days/week with the 8 hours/day of staffing occurring during the 8-hour period of greatest influent flow or water production. The class of the lead/chief operator shall not be reduced.

3. Staffing for a Class C plant shall be reduced to no less than the minimum staffing required for the next smaller size of Class C plant in the same treatment process category.

(b) For plants that are under an electronic control system, staffing requirements shall be reduced as follows:

1. Staffing for a Class A plant shall be reduced to no less than staffing by a Class C or higher operator 6 hours/day for 5 days/week and one visit by a Class C or higher operator on each weekend day. The class of the lead/chief operator shall not be reduced.

2. Staffing for a Class B plant shall be reduced to no less than staffing by a Class C or higher operator 4 hours/day for 5 days/week and one visit by a Class C or higher operator on each weekend day. The class of the lead/chief operator shall not be reduced.

3. Staffing for a Class C plant shall be reduced to no less than the minimum staffing required for the smallest size of Class C plant in the same treatment process category.

(6) At Class B domestic wastewater or water treatment plants, the 16 hours/day of staffing shall occur during the 16-hour period, or two 8-hour periods, of greatest influent flow or water production.

(7) At Class A, B, or C domestic wastewater or water treatment plants, a licensed Class C or higher operator shall be on-site and in charge of each required shift for periods of required staffing time when the lead/chief operator is not on-site.

(8) Upon written request by the supplier of water, the Department shall approve in writing, in accordance with paragraphs (a) through (d) below, reduction in staffing requirements under subparagraph 62-699.310(2)(e)5., F.A.C., for proposed new Category V water treatment plants that are connected to the same water distribution system and for existing Category V water treatment plants that are connected to the same water distribution system and that have been in compliance with applicable water quality standards and applicable operation and maintenance requirements for the past year.

(a) The cumulative number of staffing hours for all the eligible Category V plants connected to the distribution system shall be reduced to no less than the number of staffing hours that would be required for a single Category V plant having a permitted maximum-day operating capacity equal to the cumulative permitted maximum-day operating capacity of all the eligible Category V plants connected to the distribution system.

(b) The cumulative number of staffing hours for all the eligible Category V plants connected to the distribution system shall be divided among the eligible plants in 0.1-hour, or one-visit, increments approximately proportional to the permitted maximum-day operating capacity of each eligible plant.

(c) Staffing requirements for each eligible Category V plant shall be reduced no less than a visit on each day that staffing time or a visit is required for the plant under subparagraph 62-699.310(2)(e)5., F.A.C.

(d) The class of the lead/chief operator for each Category V plant shall not be reduced.

(9) Upon written request by the permittee or supplier of water, the Department shall approve in writing, in accordance with paragraphs (a) and (b) below, reduction in staffing requirements under paragraph 62-699.310(2)(a) or (e), F.A.C., for existing domestic wastewater or water treatment plants that are treating or producing less than the permitted capacity of the plant and that have been in compliance with applicable water quality standards and applicable operation and maintenance requirements for the past year.

(a) Staffing hours and visits shall be reduced to no less than the minimum staffing that would be required if the permitted capacity of a domestic wastewater treatment plant were considered to be equal to the actual treatment plant influent flow or if the permitted capacity of a water treatment plant were considered to be equal to the actual maximum-day production.

(b) The class of the lead/chief operator shall not be reduced.

(10) The classification of the operator, the number of days per week, and the number of hours per day specified in paragraphs 62-699.310(2)(a) through (e), F.A.C., are minimum requirements. The Department shall require a higher classification, more frequent visits, or more hours per day in those cases where additional staffing is necessary to ensure that a facility will comply with permit requirements or where there is a history of repeated non-compliance with permit requirements or applicable rule requirements. The Department shall provide to the permittee or supplier of water written notice of its intent to impose these more stringent requirements, setting forth with specificity the reasons that justify the Department's proposed actions. Within fourteen days of receipt of notification, the permittee or supplier of water may petition for an administrative hearing under Sections 120.569 and 120.57, F.S.

(11) This subsection applies to the lead/chief operator of Class A or B domestic wastewater or water treatment plants. The lead/chief operator shall be employed at the plant full time. "Full-



time” shall mean at least 4 days per week, working a minimum of 35 hours per week, including leave time. Upon written request by the permittee or supplier of water and written approval by the Department, the lead/chief operator may supervise the operation of two plants located in close physical proximity or multiple plants connected to a single water distribution system or domestic wastewater collection system when the multiple plants are under an electronic control system. The lead/chief operator’s time shall be allocated between or among the plants and electronic control system based upon the size and complexity of the plants and the availability of an electronic control system for the plants.

(12) For Class C domestic wastewater or water treatment plants, the lead/chief operator shall staff or visit the plant at least twice per month, and for Class D domestic wastewater or water treatment plants, the lead/chief operator shall visit the plant at least once per month.

(13) Upon written request by the permittee or supplier of water, the Department shall approve in writing reduction of staffing requirements under paragraph 62-699.310(2)(a) or (e), F.A.C., for domestic wastewater or water treatment plants that are operational (i.e., on line and able to treat wastewater or water) fewer hours per day, or fewer days per week, than the plant must be staffed per paragraph 62-699.310(2)(a) or (e). F.A.C. In such cases, staffing requirements shall be reduced to the number of hours per day, or days per week, that the plant is operational, but the class of the lead/chief operator shall not be reduced.

(14) Upon written request by the permittee or supplier of water, the Department shall approve in writing an interchange of weekend visits with the same number of required weekdays of staffing for domestic wastewater or water treatment plants that have greater influent flow or water production on weekends than on weekdays. The total number of days per week that a plant is staffed versus visited shall not be reduced.

(15) A licensed water treatment plant operator may serve both as an operator, or the lead/chief operator, of a water treatment plant and as an operator, or the lead/chief operator, of the water distribution system connected to that plant.

Rulemaking Authority 403.869, 403.88(4) FS. Law Implemented 403.867, 403.88(1), (2), (3) FS.  
History—New 11-17-70, Revised 10-24-74, Amended 12-25-75, 6-10-76, Formerly 17-16.13,  
Amended 5-8-85, Formerly 17-16.375, 17-602.375, 17-699.311, Amended 7-5-01, 10-15-07, 3-  
6-13.

# APPENDIX G

## WWTP Staffing Evaluation

## Treatment Plant Staffing Analysis

### WWTP Workload Analysis

A workload analysis is the preferred method for evaluating labor efforts needed for effective operations, maintenance, and management of a WWTP. This method takes into account service level objectives and the unique environment of the job conditions. Work practices such as human intervention into the process operating events, maintenance practices, reporting & monitoring requirements, emergencies, and general housekeeping are factored into the analysis to estimate how the sum of all activities support the utility's core function to provide a final treated wastewater that complies with state and federal regulations and has very little to no detrimental affect on the environment. In today's economy, utilities are continually faced with financial pressures to continue to do more with less while remaining successful in their performance. The work load analysis also takes into account future WWTP expansion and improvement projects and attempts to forecast the knowledge, ability and skill sets that a WWTP must address over a five year planning period.

HDR utilized the USEPA "Estimating Staffing for Municipal Wastewater Facilities", plus interviews with the respective WWTP managers and HDR's operations experience to estimate staffing plans for public utilities consisting of water and wastewater treatment plants. The guide is based on information developed from over 200 facilities over a period of several years. HDR has monitored updates to the guide since its original creation, which placed an emphasis on instrumentation and SCADA systems.

The total onsite operation and maintenance requirements are based on actual data from treatment plants located throughout the USA. The guide output is unit process specific and is tailored specifically to each WWTP under study. The unit processes in the guide include most physical, chemical and biological processes for both the wet stream and solids handling. Plant specific data on unit processes, equipment, chemicals, etc. are entered into a model. The model then generates the labor required for each unit process which is summed for the entire WWTP based on public sector effort and operational approaches for annual on-site O&M man hours.

HDR utilized the EPA guide to develop a model for all three of the MDWAS major WWTPs and included escalation factors related to such things as the age and technical sophistication required to operate and maintain the facilities. For example, The Central WWTP was assigned a higher escalation factor due to its age and current equipment conditions observed during WWTP inspections. The manhours are based on FTEs (full time equivalent) of 2,080 total annual manhours. Other factors should be addressed such as vacations, holidays, sick time to arrive at a true available labor effort unit per FTE per year. For this evaluation HDR subtracted 3 weeks vacation (120 hours), 10 holidays (80 hours), 6 days of sick time (48 hours) and allocated 80 hours per person for training and meetings. Subtracting all non-work related hours from the 2,080 FTE provides a remainder of 1,752 available manhours. Considering a productivity factor of 90%, meaning an employee is productively working 86% of the work day, the results are 1,500 available labor hours per person per year.

The following provides the estimated staffing recommendations based on projected FTE's.

***North District WWTP EPA Staffing Estimate***

<b>Estimated Annual Personnel Hours</b>						
<b>Unit Process</b>	<b>Operations</b>	<b>Maintenance</b>	<b>Management &amp; Supervision</b>	<b>Heavy Equipment</b>	<b>Clerical</b>	<b>Sitework</b>
Pumping	3,200	3,600	0	0	0	0
Screening and Grit Removal	3,600	4,800	-	-		
Primary Clarification	4,200	5,800				
Aeration, including HPO	12,500	9,600	-	-		
Clarification, RAS/WAS pumping	7,800	6,000	-	-		
Chlorination	3,200	4,000	-	-		
Waste Sludge Transfer	4,200	6,200	-	-	-	
Deep Well Injection	3,200	3,200				
Ocean Discharge	2,000	3,800				
<b>Total</b>	<b>43,900</b>	<b>47,000</b>	<b>16,640</b>	<b>4,800</b>	<b>3,500</b>	<b>5200</b>
Age Conditions & Technology Adjust, %	20	20	10	20	10	20
<b>Adjusted Total</b>	<b>52,680</b>	<b>56,400</b>	<b>18,304</b>	<b>5,760</b>	<b>3,850</b>	<b>6,240</b>
<b>=Total Of All Staffing Categories</b>	<b>143,234</b>					
<b>Recommendations Based on 1500 hours/year</b>						

*North District WWTP EPA Staffing Estimate*

Estimated Annual Personnel Hours						
Unit Process	Operations	Maintenance	Management & Supervision	Heavy Equipment	Clerical	Sitework
<b>Typical Work Categories</b>	<b>Operations</b>	<b>Maintenance</b>	<b>Management &amp; Supervision</b>	<b>Heavy Equipment</b>	<b>Clerical</b>	<b>Sitework</b>
Total Hours / Year	52,680	56,400	18,304	5,760	3,850	6,240
Personnel Equivalents / Work Category	33.8	36.2	11.7	3.7	2.5	4.0
<b>Total Estimated Personnel</b>	<b>93</b>					

*Central District WWTP EPA Staffing Estimate*

Estimated Annual Personnel Hours						
Unit Process	Operations	Maintenance	Management & Supervision	Heavy Equipment	Clerical	Sitework
Pumping	4,200	5,600	0	0	0	0
Screening and Grit Removal	3,200	3,200	-	-		
Aeration, including HPO	24,000	14,000				
Clarification, RAS/WAS pumping	14,000	8,000	-	-		
Disinfection	1,800	3,600	-	-		
Ocean Discharge	4,680	3,000	-	-		
Sludge Thickening, Digestion, Centrifuge	10,200	14,000	-	-	-	
Co-generation	7,800	12,000				
<b>Total</b>	<b>69,880</b>	<b>63,400</b>	<b>18,000</b>	<b>5,200</b>	<b>3,500</b>	<b>8,000</b>
Age Conditions & Technology Adjust, %	50	50	10	20	10	20
<b>Adjusted Total</b>	<b>104,820</b>	<b>95,100</b>	<b>19,800</b>	<b>6,240</b>	<b>3,850</b>	<b>9,600</b>
<b>Total Of All Staffing Categories</b>	<b>239,410</b>					

Recommendations Based on 1500 hours/year						
Typical Work Categories	Operations	Maintenance	Management & Supervision	Heavy Equipment	Clerical	Sitework
Total Hours / Year	104,820	95,100	19,800	6,240	3,850	9,600
Personnel	67.2	61.0	12.7	4.0	2.5	

*Central District WWTP EPA Staffing Estimate*

Estimated Annual Personnel Hours						
Unit Process	Operations	Maintenance	Management & Supervision	Heavy Equipment	Clerical	Sitework
Equivalents / Work Category						6.2
<b>Total Estimated Personnel</b>	<b>154</b>					

*South District WWTP EPA Staffing Estimate*

Estimated Annual Personnel Hours						
Unit Process	Operations	Maintenance	Management & Supervision	Heavy Equipment	Clerical	Sitework
Pumping	4,200	5,600	0	0	0	0
Screening and Grit Removal	3,200	3,200	-	-		
Aeration, including HPO	24,000	14,000				
Clarification, RAS/WAS pumping	3,200	5,800	-	-		
High Level Disinfection	4,400	7,200	-	-		
Ocean Discharge	18,000	14,000	-	-		
Sludge Thickening, Digestion, Centrifuge	6,200	5,200	-	-	-	
Drying Beds	4,030	6,000				
Co-Generation	8,000	6,200				
Septage Handling	4,200	7,200				
Tertiary Filtration	3,600	6,000				
Deep Well Injection	1,800	4,200				
<b>Total</b>	<b>67,030</b>	<b>73,820</b>	<b>26,000</b>	<b>7,800</b>	<b>4,160</b>	<b>12,000</b>
Age Conditions & Technology Adjust, %	20	20	10	20	10	20
<b>Adjusted Total</b>	<b>80,436</b>	<b>88,584</b>	<b>28,600</b>	<b>9,360</b>	<b>4,576</b>	<b>14,400</b>
<b>Total Of All Staffing Categories</b>	<b>225,956</b>					

**Recommendations Based on 1500 hours/year**

Typical Work Categories	Operations	Maintenance	Management & Supervision	Heavy Equipment	Clerical	Sitework
Total Hours / Year	80,436	88,584	28,600	9,360	4,576	14,400

*South District WWTP EPA Staffing Estimate*

<b>Estimated Annual Personnel Hours</b>						
<b>Unit Process</b>	<b>Operations</b>	<b>Maintenance</b>	<b>Management &amp; Supervision</b>	<b>Heavy Equipment</b>	<b>Clerical</b>	<b>Sitework</b>
Personnel Equivalents / Work Category	51.6	56.8	18.3	6.0	2.9	9.2
<b>Total Estimated Personnel</b>	<b>145</b>					



